

Date: 27<sup>th</sup> October, 2022

To  
The Corporate Relations Department  
**BSE Limited**  
Phiroze Jeejebhoy Towers  
Dalal Street,  
Mumbai – 400 001

Dear Sir,

**Sub: Submission of Un-Audited Financial Results along with Limited Review Report as per Regulation 33 of SEBI (LODR) Regulations, 2015 – regd.**

**Ref: BSE Scrip Code: 543531**

With reference to the subject cited, please find enclosed the following:

1. Un-Audited Financial Results (Standalone & Consolidated) for the Second Quarter and Half year ended 30<sup>th</sup> September, 2022.
2. Standalone and Consolidated statement of Assets and Liabilities (Un-Audited) for the Half year ended 30<sup>th</sup> September, 2022
3. Standalone and Consolidated Cash flow statement (Un-Audited) for the Half year ended 30<sup>th</sup> September, 2022
4. Limited Review Report on Standalone Financial Results for Second Quarter and Half year ended 30<sup>th</sup> September, 2022.
5. Limited Review Report on Consolidated Financial Results for the Second Quarter and Half year ended 30<sup>th</sup> September, 2022.

The Board meeting commenced at 06.30 PM and concluded at 07.45 PM.

This is for your information and necessary records

Regards,  
For **TIERRA AGROTECH LIMITED**



**VIJAY KUMAR DEEKONDA**  
Whole Time Director  
DIN: 06991267



Encl: as above

**Tierra Agrotech Limited**

Registered Office : 1st Floor, Sravana Complex, Kamalapuri Colony Lane Next to LVPrasad Hospital, Road.No.2, Banjara Hills Hyderabad Hyderabad TG 500034 IN  
(CIN:U01119TG2013PLC090004)

**Statement of Unaudited Standalone Financial Results For The Quarter and Half Year Ended 30.09.2022**

Amount in Rs. Lakhs except EPS

	Particulars	Quarter Ended			Half Year Ended		Year ended 31st March, 2022
		30th Sep 2022	30th June 2022	30th Sep 2021	30th Sep 2022	30th Sep 2021	
		Un audited	Un audited	Un audited	Un audited	Un audited	
1	Revenue from Operations (net)	871.08	3,905.42	454.75	4,776.50	3,917.09	5,656.63
2	Other Income	4.87	2.64	3.13	7.51	9.39	18.29
3	<b>Total income (1+2)</b>	<b>875.95</b>	<b>3,908.06</b>	<b>457.88</b>	<b>4,784.01</b>	<b>3,926.48</b>	<b>5,674.92</b>
4	<b>Expenses</b>						
	(a) Purchases and Direct Expenses	598.23	763.09	282.10	1,361.33	1,239.14	3,452.66
	(b) Changes in inventories of Finished Goods, Work in Progress and Stock In trade	-77.66	1,791.60	89.28	1,713.94	1,526.13	634.30
	(c) Employee benefits expense	380.99	363.05	324.75	744.04	643.18	1,295.59
	(d) Finance costs	297.92	254.88	196.06	552.79	384.33	871.58
	(e) Depreciation and amortisation expense	18.94	14.49	6.40	33.43	12.76	28.27
	(f) Other expenses	397.36	313.81	302.62	711.17	524.91	1,038.48
5	<b>Total expenses</b>	<b>1,615.77</b>	<b>3,500.93</b>	<b>1,201.22</b>	<b>5,116.70</b>	<b>4,330.45</b>	<b>7,320.89</b>
6	<b>Profit before Exceptional items and Tax</b>	<b>(739.82)</b>	<b>407.13</b>	<b>(743.34)</b>	<b>(332.69)</b>	<b>(403.97)</b>	<b>(1,645.97)</b>
7	<b>Add(+)/Less(-): Exceptional Items</b>	-	-	-	-	-	-
8	<b>Profit before tax</b>	<b>(739.82)</b>	<b>407.13</b>	<b>(743.34)</b>	<b>(332.69)</b>	<b>(403.97)</b>	<b>(1,645.97)</b>
9	<b>Tax Expense</b>						
	- Current tax	-	-	-	-	-	-
	- Prior Year Income tax expenditure	-	-	-	-	-	-
	- Mat credit entitlement	-	-	-	-	-	-
	- Deferred Tax	-145.49	3.19	(96.35)	(142.31)	(97.77)	(439.88)
10	<b>Profit / (Loss) for the period (5-6)</b>	<b>(594.33)</b>	<b>403.94</b>	<b>(646.99)</b>	<b>(190.38)</b>	<b>(306.20)</b>	<b>(1,206.09)</b>
11	<b>Other Comprehensive Income</b>						
	(A) (i) Items that will not be reclassified to profit or loss	-	-	-11.56	-	(15.08)	(32.57)
	(ii) Income tax relating to items that will not be reclassified to profit or loss	-	-	-	-	-	0.67
	(B) (i) Items that will be reclassified to profit or loss	-	-	-	-	-	-
	(ii) Income tax relating to items that will be reclassified to profit or loss	-	-	-	-	-	-
	<b>Total Other Comprehensive income</b>	<b>-</b>	<b>-</b>	<b>(11.56)</b>	<b>-</b>	<b>(15.08)</b>	<b>(31.90)</b>
12	<b>Total Comprehensive Income (7+8)</b>	<b>(594.33)</b>	<b>403.94</b>	<b>(635.43)</b>	<b>(190.38)</b>	<b>(291.12)</b>	<b>(1,174.19)</b>
13	<b>Paid up Equity share capital (Face Value Rs.10/-each)</b>	<b>2,515.52</b>	<b>2,515.52</b>	<b>2,515.52</b>	<b>2,515.52</b>	<b>2,515.52</b>	<b>2,515.52</b>
14	<b>Other equity</b>						
15	<b>Earnings per share</b>						
	(a) Basic	(2.36)	1.61	(2.57)	(0.76)	(1.22)	(4.79)
	(b) Diluted	(2.36)	1.61	(2.57)	(0.76)	(1.22)	(4.79)

1. The above financial statements are prepared in accordance with the Indian Accounting Standards (Ind- AS) as prescribed under Section 133 of the Companies Act, 2013 read with Rule 3 of the Companies (Indian Accounting Standards) Rules, 2015 and Companies (Indian Accounting Standards) Amendment Rules, 2016.

2. The above Financial Results have been Reviewed by the audit committee are considered and approved by the Board of Directors at its meeting held on 27.10.2022


3. Figures have been regrouped and rearranged wherever considered necessary in order to make them comparable with those of the current period.

4. The Company operates in a single segment and the results pertain to a single segment.

5. The Ind- AS financial results are reviewed by the statutory auditors of the company as per Regulation 33 SEBI (Listing obligations and disclosure) Regulations, 2015.

For and behalf of Board of Directors

Tierra Agrotech Limited



Vijay Kumar Deekonda

Whole Time Director

DIN : 06991267

Date: 27-10-2022

Place: Hyderabad



**Tierra Agrotech Limited**  
**Registered Office : 1st Floor, Sravana Complex, Kamalapur Colony Lane Next to LVPrasad Hospital, Road.No.2,**  
**Banjara Hills Hyderabad Hyderabad TG 500034 IN**  
**(CIN:U01119TG2013PLC090004)**

**Standalone Balance sheet as at 30.09.2022**

**All amounts are in Lakhs unless specified**

Particulars	Note No.	As at 30.09.2022	As at 31.03.2022
	2	3	4
<b>I Assets</b>			
<b>Non-Current Assets</b>			
(a) Property, Plant and Equipment	2	97.40	91.15
(b) Intangible assets	2	5,262.23	5,262.23
(c) Product under Development	2	303.93	303.93
(d) Capital work in progress	2	110.00	110.00
(e) Right of Use Asset	2	75.94	52.63
(f) Financial Assets			
(i) Investments	3	1,653.01	1,653.01
(ii) Other Financial Assets	4	1,321.79	1,313.18
(g) Deferred tax Asset (Net)	5	769.31	627.00
<b>Total Non-Current Assets</b>		<b>9,593.61</b>	<b>9,413.14</b>
<b>Current Assets</b>			
(a) Inventories	6	3,386.86	5,100.80
(b) Financial Assets			
i) Trade Receivables	7	3,154.32	2,450.13
ii) Cash and cash equivalents	8	218.07	41.37
iii) Bank Balance other than (ii) above	9	332.93	332.93
(c) Other Financial Assets	10	11.47	6.34
(c) Current Tax Assets (net)	11	24.23	23.14
d) Other current assets	12	491.76	332.12
<b>Total Current Assets</b>		<b>7,619.64</b>	<b>8,286.83</b>
<b>Total Assets</b>		<b>17,213.30</b>	<b>17,700.00</b>
<b>II Equity and Liabilities</b>			
<b>Equity</b>			
a) Share Capital	13	2,515.52	2,515.52
b) Other Equity	14	2,012.37	2,202.75
<b>Total Equity</b>		<b>4,527.88</b>	<b>4,718.27</b>
<b>Liabilities</b>			
<b>Non - current liabilities:</b>			
<b>(a) Financial Liabilities</b>			
i) Borrowings	15	3,289.41	3,194.78
ii) Other Financial Liabilities	16	0.00	63.90
iii) Provisions	17	59.60	52.25
iv) Deferred tax Liabilities (Net)	18	0.00	-
v) Lease Liabilities	19	53.58	37.91
vi) Other Non-Current liabilities	20	881.84	844.09
<b>Total Non-Current Liabilities</b>		<b>4,284.44</b>	<b>4,192.93</b>
<b>Current liabilities</b>			
<b>(a) Financial Liabilities</b>			
i) Borrowings	21	6,527.43	4,935.76
ii) Trade payables	22	463.81	1,884.26
iii) Lease Liabilities	23	32.46	18.41
iv) Other financial liabilities	24	99.17	1.63
(b) Other Current Liabilities	25	755.71	1,540.54
(c) Provisions	26	522.35	408.18
<b>Total Current liabilities</b>		<b>8,400.93</b>	<b>8,788.78</b>
<b>Total Equity and Liabilities</b>		<b>17,213.30</b>	<b>17,700.00</b>
Significant accounting policies			

- The above financial statements are prepared in accordance with the Indian Accounting Standards (Ind- AS) as prescribed under Section 133 of the Companies Act, 2013 read with Rule 3 of the Companies (Indian Accounting Standards) Rules, 2015 and Companies (Indian Accounting Standards) Amendment Rules, 2016.
- The above Financial Results have been Reviewed by the audit committee are considered and approved by the Board of Directors at its meeting held on 27.10.2022
- Figures have been regrouped and rearranged wherever considered necessary in order to make them comparable with those of the current period.
- The Company operates in a single segment and the results pertain to a single segment.
- The Ind- AS financial results are reviewed by the statutory auditors of the company as per Regulation 33 SEBI (Listing obligations and disclosure) Regulations, 2015.

For and behalf of Board of Directors

Tierra Agrotech Limited

Vijay Kumar Deekonda

Whole Time Director

DIN : 06991267

Date: 27-10-2022

Place: Hyderabad



**Tierra Agrotech Limited**


**Registered Office : 1st Floor, Sravana Complex, Kamalapuri Colony Lane Next to LVPrasad Hospital, Road.No.2, Banjara Hills Hyderabad Hyderabad TG 500034 IN  
(CIN:U01119TG2013PLC090004)**

**Standalone Cash flow statement for the Half Year ended 30th Sep 2022**

**All amounts are in Lakhs unless specified**

Particulars	For the Half Year	
	Ended	For the Year Ending
	30-Sep-22	31-Mar-22
<b>A. Cash Flows From Operating Activities:</b>		
Net profit before taxation, and extraordinary items	-332.69	(1,645.97)
Adjusted for :		
Interest debited to P&L A/c	551.22	864.45
Interest Income	-5.67	(13.92)
Gratuity and Leave encashment provision	30.51	37.09
Depreciation	33.43	20.18
Operating profits before working capital changes	<b>276.80</b>	<b>(738.17)</b>
<b>Changes in current assets and liabilities</b>		
Inventories	1,713.94	634.30
Trade Receivables	-704.19	(1,154.59)
Other Current assets	-164.76	7.65
Current Tax Assets(Net)	-1.09	(2.11)
Other non-Current Financial Assets	-8.61	139.23
Trade Payables	-1,420.44	(1.84)
Other Financial Liabilities	21.15	(80.28)
Provisions	83.66	124.99
Other Current Liabilities	-784.83	(93.08)
Other Non current Liabilities	37.76	266.80
Long Term provisions	7.35	(1.69)
Cash generated from operations	(943.28)	(898.79)
Income tax paid	-	-
<b>Net cash generated from operating activities</b>	<b>(943.28)</b>	<b>(898.79)</b>
<b>B. Cash Flows From Investing Activities:</b>		
Purchase of fixed assets and capital work in Progress	-20.76	(154.10)
Sale of Fixed assets	-	0.46
Product Development Exp	-	(153.04)
(Purchase)/Proceeds from Investments	-	104.95
Interest Income	5.67	13.92
<b>Net cash used in investing activities</b>	<b>(15.09)</b>	<b>(187.81)</b>
<b>C. Cash Flows From Financing Activities:</b>		
Long Term Liabilities		
Borrowings	1,686.29	2,195.79
Interest paid	-551.22	(864.45)
Increase in share Capital		-
Increase in Securities Premium		-
<b>Net cash generated in financing activities</b>	<b>1,135.08</b>	<b>1,331.34</b>
<b>D. Net increase / (decrease) in cash and cash equivalents</b>	<b>176.70</b>	<b>244.75</b>
<b>E. Cash and cash equivalents at the beginning of the year</b>	<b>374.30</b>	<b>129.56</b>
<b>F. Cash and cash equivalents at the end of the year</b>	<b>551.00</b>	<b>374.30</b>
Cash & Cash Equivalents comprise:		
Cash in Hand		
Balance with Banks in Current A/c	218.07	41.37
Balance with Banks in Deposit A/c	332.93	332.93
<b>Total Cash &amp; Cash Equivalents :</b>	<b>551.00</b>	<b>374.30</b>

For and behalf of Board of Directors  
Tierra Agrotech Limited

  
 Vijay Kumar Deekonda  
 Whole Time Director  
 DIN : 06991267

Date: 27-10-2022  
Place: Hyderabad





**RAMASAMY KOTESWARA RAO AND CO LLP**  
CHARTERED ACCOUNTANTS

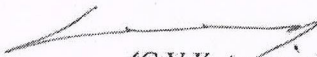
**Independent Auditor's Review Report on the Quarterly Unaudited Standalone Financial Results of the Tierra Agrotech Limited (previously known as Tierra Agrotech Private Limited), pursuant to the Regulation 33 of the SEBI (Listing Obligations and Disclosure Requirements) Regulations, 2015, as amended**

To  
The Board of Directors  
Tierra Agrotech Limited

1. We have reviewed the accompanying statement of unaudited standalone financial results of **Tierra Agrotech Limited** (previously known as Tierra Agrotech Private Limited), ('the company') for the quarter and six months ended September 30, 2022, ('the statement') attached herewith, being submitted by the company pursuant to the requirements of Regulation 33 of the Securities and Exchange Board of India (Listing Obligations and Disclosure Requirements) Regulations, 2015, as amended (the 'Listing Regulations'). This statement is the responsibility of the Company's Management and has been approved by the Board of Directors. Our responsibility is to express a conclusion on the statement based on our review.
2. This statement has been prepared by the Company's Management in accordance with the recognition and measurement principles laid down in Indian Accounting Standard 34 "Interim financial reporting" (Ind AS 34), prescribed under Section 133 of the Companies Act 2013, read with relevant rules issued there under and other recognized accounting principles generally accepted in India and in compliance with Regulation 33 of the Listing Regulations.
3. We conducted our review of the Statement in accordance with the Standard on Review Engagements (SRE) 2410, "Review of Interim Financial Information Performed by the Independent Auditor of the Entity", issued by the Institute of Chartered Accountants of India. This standard requires that we plan and perform the review to obtain moderate assurance as to whether the Statement is free of material misstatements. A review consists of making inquiries, primarily of persons responsible for financial and accounting matters, and applying analytical and other review procedures. A review is substantially less in scope than an audit conducted in accordance with Standards on Auditing and consequently does not enable us to obtain assurance that we would become aware of all significant matters that might be identified in an audit. Accordingly, we do not express an audit opinion.
4. Based on our review conducted and procedures performed as stated in paragraph 3 above, nothing has come to our attention that causes us to believe that the accompanying Statement, prepared in accordance with the recognition and measurement principles laid down in Ind AS 34, prescribed under Section 133 of the Companies Act, 2013 read with relevant rules issued thereunder and other recognized accounting principles generally accepted in India, has not disclosed the information required to be disclosed in terms of Listing Regulations, including the manner in which it is to be disclosed, or that it contains any material misstatement.

For Ramasamy Koteswara Rao and Co LLP  
Chartered Accountants  
FRN.No.010396S/S200084



  
(C V Koteswara Rao)  
Partner

Membership No: 028353  
UDIN: 22028353BA2NHG3736

Place: Hyderabad

Date: 27-10-2022  
RAMCHANDRA ARCADE, D.No.8-2-293/82/JIII/573/M/ 1st Floor,  
Road No.82, Jubilee Hills, Hyderabad - 500096. Ph: 23394982/85,  
E-mail: rkandco@gmail.com, Website : www.rkandco.in

**Tierra Agrotech Limited**

Registered Office : 1st Floor, Sravana Complex, Kamalapur Colony Lane Next to LVPrasad Hospital, Road.No.2, Banjara Hills Hyderabad

**Statement of UnAudited Consolidated Financial Results For The Quarter and Half Year Ended 30.09.2022**

CIN: U01119TG2013PLC090004

Amount in Rs. Lakhs except EPS

	Particulars	Quarter Ended			Half Year Ended		Year ended 31st March, 2022
		30th Sep 2022	30th June 2022	30th Sep 2021	30th Sep 2022	30th Sep 2021	
		Un audited	Un audited	Un audited	Un audited	Un audited	
1	Revenue from Operations (net)	871.08	3,905.42	514.48	4,776.50	3,921.02	5,660.56
2	Other Income	4.87	2.64	3.13	7.51	9.39	18.30
3	<b>Total income (1+2)</b>	<b>875.95</b>	<b>3,908.06</b>	<b>517.61</b>	<b>4,784.01</b>	<b>3,930.41</b>	<b>5,678.86</b>
4	<b>Expenses</b>						
	(a) Purchases and Direct Expenses	598.23	763.09	282.10	1,361.33	1,239.14	3,455.02
	(b) Changes in inventories of Finished Goods, Work in Progress and Stock In trade	-77.66	1,791.60	150.03	1,713.94	1,527.31	635.49
	(d) Employee benefits expense	407.08	397.00	359.88	804.08	708.97	1,425.27
	(e) Finance costs	297.92	254.88	196.07	552.79	384.33	871.58
	(f) Depreciation and amortisation expense	18.94	14.51	6.43	33.45	12.82	28.45
	(g) Other expenses	404.28	320.35	313.62	724.64	539.73	1,068.97
5	<b>Total expenses</b>	<b>1,648.79</b>	<b>3,541.44</b>	<b>1,308.13</b>	<b>5,190.23</b>	<b>4,412.30</b>	<b>7,484.79</b>
6	<b>Profit before Exceptional items and Tax</b>	<b>(772.84)</b>	<b>366.62</b>	<b>(790.52)</b>	<b>(406.22)</b>	<b>(481.89)</b>	<b>(1,805.93)</b>
7	<b>Add(+)/Less(-): Exceptional Items</b>	-	-	-	-	-	-
		<b>(772.84)</b>	<b>366.62</b>	<b>(790.52)</b>	<b>(406.22)</b>	<b>(481.89)</b>	<b>(1,805.93)</b>
8	<b>Share in Net Profit/(Loss) of associate and Joint Venture</b>			1.42		(2.30)	2.30
9	<b>Profit Before tax</b>	<b>(772.84)</b>	<b>366.62</b>	<b>(789.10)</b>	<b>(406.22)</b>	<b>(484.19)</b>	<b>(1,803.63)</b>
10	<b>Tax Expense</b>						
	- Current tax	-	-	-	-	-	-
	- Prior Year Income tax expenditure	-	-	-	-	-	-
	- Mat credit entitlement	-	-	-	-	-	-
	- Deferred Tax	-145.28	2.97	(96.36)	(142.31)	(97.77)	(441.96)
11	<b>Profit / (Loss) for the period (5-6)</b>	<b>(627.56)</b>	<b>363.65</b>	<b>(692.74)</b>	<b>(263.91)</b>	<b>(386.42)</b>	<b>(1,361.67)</b>
12	<b>Other Comprehensive Income</b>						
	(A) (i) Items that will not be reclassified to profit or loss	-	-	-11.56	-	(15.08)	(30.64)
	(ii) Income tax relating to items that will not be reclassified to profit or loss	-	-	-	-	-	0.13
	(B) (i) Items that will be reclassified to profit or loss	-	-	-	-	-	-
	(ii) Income tax relating to items that will be reclassified to profit or loss	-	-	-	-	-	-
	<b>Total Other Comprehensive income</b>	<b>-</b>	<b>-</b>	<b>(11.56)</b>	<b>-</b>	<b>(15.08)</b>	<b>(30.51)</b>
13	<b>Total Comprehensive Income (7+8)</b>	<b>(627.56)</b>	<b>363.65</b>	<b>(681.18)</b>	<b>(263.91)</b>	<b>(371.34)</b>	<b>(1,331.15)</b>
14	<b>Paid up Equity share capital (Face Value Rs.10/-each)</b>	<b>2,515.52</b>	<b>2,515.52</b>	<b>2,515.52</b>	<b>2,515.52</b>	<b>2,515.52</b>	<b>2,515.52</b>
15	<b>Other equity</b>						
	<b>Earnings per share</b>						
	(a) Basic	(2.49)	1.45	(2.75)	(1.05)	(1.54)	(5.41)
	(b) Diluted	(2.49)	1.45	(2.75)	(1.05)	(1.54)	(5.41)

1. The above financial statements are prepared in accordance with the Indian Accounting Standards (Ind- AS) as prescribed under Section 133 of the Companies Act, 2013 read with Rule 3 of the Companies (Indian Accounting Standards) Rules, 2015 and Companies (Indian Accounting Standards) Amendment Rules, 2016.

2. The above Financial Results have been Reviewed by the audit committee are considered and approved by the Board of Directors at its meeting held on 27.10.2022

3. Figures have been regrouped and rearranged wherever considered necessary in order to make them comparable with those of the current period.

4. The Company operates in a single segment and the results pertain to a single segment.

5. The Ind- AS financial results are reviewed by the statutory auditors of the company as per Regulation 33 SEBI (Listing obligations and disclosure) Regulations, 2015.

For and behalf of Board of Directors  
Tierra Agrotech Limited

*Vijay Kumar Deekonda*  
Vijay Kumar Deekonda  
Whole Time Director  
DIN : 06991267



Date: 27-10-2022

Place: Hyderabad

**Tierra Agrotech Limited**  
**CIN:U01119TG2013PLC090004**  
**1st Floor, Sravana Complex, Kamalapur Colony, LV Prasad Hospital, Road.No.2, Banjara Hills Hyderabad ,**  
**TG 500034**  
**Consolidated Balance sheet as at 30.09.2022**

All amounts are in Lakhs unless specified

Particulars	Note No.	As at 30.09.2022	As at 31.03.2022
	2	3	4
<b>I Assets</b>			
<b>Non-Current Assets</b>			
(a) Property, Plant and Equipment	2	97.65	91.42
(b) Intangible assets	2	5,262.91	5,263.18
(c) Product under Development	2	303.93	303.93
(d) Goodwill on Consolidation	2	3,030.02	3,030.02
(e) Capital Work in progress	2	110.00	110.00
(e) Right of Use Asset	2	75.94	52.63
(f) Financial Assets			
(i) Investments	3	-	-
(ii) Other Financial Assets	4	162.39	216.78
(g) Deferred tax Asset (Net)	17	708.05	565.55
<b>Total Non-Current Assets</b>		<b>9,750.90</b>	<b>9,633.51</b>
<b>Current Assets</b>			
(a) Inventories	5	3,397.77	5,111.71
(b) Financial Assets			
i) Trade Receivables	6	2,560.62	1,854.37
ii) Cash and Cash equivalents	7	222.77	51.77
iii) Bank Balance other than (ii) above	8	332.93	332.93
(c) Other Financial Assets	9	11.47	6.34
(d) Current Tax Assets (net)	10	27.68	26.66
(e) Other current assets	11	505.09	345.40
<b>Total Current Assets</b>		<b>7,058.33</b>	<b>7,727.17</b>
<b>Total Assets</b>		<b>16,809.30</b>	<b>17,362.70</b>
<b>II Equity and Liabilities</b>			
<b>Equity</b>			
a) Share Capital	12	2,515.52	2,515.52
b) Other Equity	13	1,565.69	1,829.60
<b>Total Equity</b>		<b>4,081.20</b>	<b>4,345.11</b>
<b>Liabilities</b>			
<b>Non - current liabilities:</b>			
<b>(a) Financial Liabilities</b>			
i) Borrowings	14	3,289.41	3,194.78
ii) Other Financial Liabilities	15	-	63.90
iii) Provisions	16	64.41	56.60
iv) Deferred tax Liabilities (Net)	17	-	-
v) Lease Liabilities	18	53.58	37.91
vi) Other Non-Current liabilities	19	884.59	847.09
<b>Total Non-Current Liabilities</b>		<b>4,292.00</b>	<b>4,200.28</b>
<b>Current liabilities</b>			
<b>(a) Financial Liabilities</b>			
i) Borrowings	20	6,527.43	4,935.76
ii) Trade payables	21	480.10	1,895.38
iii) Lease Liabilities	22	32.46	18.41
iv) Other financial liabilities	23	105.39	9.65
(b) Other Current Liabilities	24	761.06	1,543.20
(c) Provisions	25	529.58	414.83
<b>Total Current liabilities</b>		<b>8,436.02</b>	<b>8,817.22</b>
<b>Total Equity and Liabilities</b>		<b>16,809.30</b>	<b>17,362.70</b>
Significant accounting policies	1	-	-

1. The above financial statements are prepared in accordance with the Indian Accounting Standards (Ind- AS) as prescribed under Section 133 of the Companies Act, 2013 read with Rule 3 of the Companies (Indian Accounting Standards) Rules, 2015 and Companies (Indian Accounting Standards) Amendment Rules, 2016.

2. The above Financial Results have been Reviewed by the audit committee are considered and approved by the Board of Directors at its meeting held on 27.10.2022

3. Figures have been regrouped and rearranged wherever considered necessary in order to make them comparable with those of the current period.

4. The Company operates in a single segment and the results pertain to a single segment.

5. The Ind- AS financial results are reviewed by the statutory auditors of the company as per Regulation 33 SEBI (Listing obligations and disclosure) Regulations, 2015.

For and behalf of Board of Directors

Tierra Agrotech Limited

*Vijay Kumar Deekonda*

Vijay Kumar Deekonda

Whole Time Director

DIN : 06991267



Date: 27-10-2022

Place: Hyderabad

**Tierra Agrotech Limited**  
CIN:U01119TG2013PLC090004

**1st Floor, Sravana Complex, Kamalapuri Colony, LVPrasad Hospital, Road.No.2, Banjara Hills Hyderabad , TG 500034**  
**Consolidated Cash flow statement for the period ended 30.09.2022**

Particulars	For the period Ending 30.09.2022	For the period Ending 31.03.2022
<b>A. Cash Flows From Operating Activities:</b>		
Net profit before taxation, and extraordinary items	-406.22	(1,813.85)
Adjusted for :		
Interest Paid	545.45	866.05
Interest Income	-5.67	-13.92
Depreciation	33.45	27.15
Operating profits before working capital changes	<b>167.01</b>	<b>(934.58)</b>
<b>Changes in current assets and liabilities</b>		
Inventories	1,713.94	635.49
Trade Receivables	-706.25	-1,083.40
Other Current assets	-165.85	265.03
Other Non Current Financial assets	54.39	-53.97
Trade Payables	-1,415.27	0.22
Other Financial Liabilities	-762.79	-315.25
Non Current Liabilities	37.51	246.85
Provisions	122.55	286.67
<b>Cash generated from operations</b>	<b>-954.76</b>	<b>(1,199.80)</b>
Income tax paid	-	-
<b>Cash used(-)/(+)generated from operating activities (a)</b>	<b>-954.76</b>	<b>(1,199.80)</b>
<b>B. Cash Flows From Investing Activities:</b>		
Purchase of fixed assets and change in capital wip	-20.76	(457.08)
Sale of Fixed Assets	-	0.46
Product Development Expenses	-	-153.04
(Purchase)/Proceeds from Investments	-	104.95
Interest Income	5.67	13.92
<b>Net cash used in investing activities</b>	<b>-15.09</b>	<b>(490.79)</b>
<b>C. Cash Flows From Financing Activities:</b>		
Changes in Share Capital	-	-
Borrowings	1,686.29	2,212.24
Interest paid	(545.45)	(864.45)
Securities Premium	-	-
<b>Net cash generated in financing activities</b>	<b>1,140.85</b>	<b>1,594.64</b>
<b>D. Net increase / (decrease) in cash and cash equivalents</b>	<b>170.99</b>	<b>-95.94</b>
<b>E. Cash and cash equivalents at the beginning of the year</b>	<b>51.77</b>	<b>147.71</b>
<b>Cash and cash equivalents at the end of the year</b>	<b>222.77</b>	<b>51.77</b>
<b>Reconciliation of cash and cash equivalents</b>		
Balances with banks	222.77	51.77
Cash-in-hand	-	-
<b>Cash and Cash Equivalent as per Cash Flow Statement</b>	<b>222.77</b>	<b>51.77</b>

For and behalf of Board of Directors  
Tierra Agrotech Limited

Date: 27-10-2022  
Place: Hyderabad



Jay Kumar Deekonda  
Whole Time Director  
DIN : 06991267





**RAMASAMY KOTESWARA RAO AND CO LLP**  
CHARTERED ACCOUNTANTS

Independent Auditor's Review Report on the Quarterly Unaudited Consolidated Financial Results of Tierra Agrotech Limited (previously known as Tierra Agrotech Private Limited) Pursuant to Regulation 33 of the SEBI (Listing Obligations and Disclosure Requirements) Regulations, 2015, (as amended)

Review Report to  
The Board of Directors  
Tierra Agrotech Limited

1. We have reviewed the accompanying statement of unaudited consolidated financial results for the quarter and six months ended 30 September 2022 (the "Statement") of **Tierra Agrotech Limited** (previously known as Tierra Agrotech Private Limited), (the "Holding Company") and its subsidiaries (the Holding Company and its subsidiaries together referred to as "the Group") attached herewith, being submitted by the Holding Company pursuant to the requirements of Regulation 33 of the SEBI (Listing Obligations and Disclosure Requirements) Regulations, 2015, as amended (the "Listing Regulations"). Attention is drawn to the fact that the consolidated figures for the corresponding quarter ended 30<sup>th</sup> September, 2022, as reported in the financial results have been approved by the Holding company's Board of Directors, but have not been subjected to review.
2. The Holding Company's Management is responsible for the preparation of the Statement in accordance with the recognition and measurement principles laid down in Indian Accounting Standard 34, (Ind AS 34) "Interim Financial Reporting", prescribed under Section 133 of the Companies Act, 2013 as amended, read with relevant rules issued thereunder and other accounting principles generally accepted in India and in compliance with Regulation 33 of the Listing Regulations. The Statement has been approved by the Holding Company's Board of Directors. Our responsibility is to express a conclusion on the Statement based on our review.
3. We conducted our review of the Statement in accordance with the Standard on Review Engagements (SRE) 2410, "Review of Interim Financial Information Performed by the Independent Auditor of the Entity", issued by the Institute of Chartered Accountants of India. This standard requires that we plan and perform the review to obtain moderate assurance as to whether the Statement is free of material misstatement. A review of interim financial information consists of making inquiries, primarily of persons responsible for financial and accounting matters, and applying analytical and other review procedures. A review is substantially less in scope than an audit conducted in accordance with Standards on Auditing and consequently does not enable us to obtain assurance that we would become aware of all significant matters that might be identified in an audit. Accordingly, we do not express an audit opinion.

We also performed procedures in accordance with the Circular No. CIR/CFD/CMD1/44/2019 dated March 29, 2019 issued by the Securities and Exchange Board of India under Regulation 33(8) of the Listing Regulations, to the extent applicable.


4. The Statement includes the results of the following entities:

**Holding Company:**

- a) Tierra Agrotech Limited

**Subsidiaries:**


Sl.No.	Name of the company	Relationship
1	Tierra Seed Science Private Limited	Wholly Owned Subsidiary
2	Tidas Agrotech Private Limited	Joint Venture



5. Based on our review conducted and procedures performed as stated in paragraph 3 above and based on the consideration of the review reports of other auditors referred to in paragraph 6 below, nothing has come to our attention that causes us to believe that the accompanying statement, prepared in accordance with the recognition and measurement principles laid down in the aforesaid Indian Accounting Standards ('Ind AS') specified under Section 133 of the Companies Act, 2013 as amended, read with relevant rules issued thereunder and other accounting principles generally accepted in India, has not disclosed the information required to be disclosed in terms of the Listing Regulations, including the manner in which it is to be disclosed, or that it contains any material misstatement.
6. We have reviewed the interim financial information in respect of subsidiary Tierra Seed Science Private Limited and did not review the interim financial information in respect of Joint Venture i.e., Tidas Agrotech Private Limited included in the unaudited consolidated financial results, whose interim financial reflect total revenues of Rs. NIL and Rs. NIL lakhs and total net loss after tax of Rs.73.08 and Rs. NIL and total comprehensive loss of Rs.73.08 lakhs and Rs. NIL for the quarter ended September 30, 2022 and for the period from April 01, 2022 to September 30, 2022 respectively, as considered in the respective Consolidated unaudited financial information of the entities included in the Group. The interim financial information of the joint venture has been reviewed by other auditors whose reports have been furnished to us by the management, and our conclusion in so far as it relates to the amounts and disclosures included in respect of these subsidiaries, is based solely on the reports of other auditors and the procedures performed by us as stated in paragraph 3 above.

Our conclusion on the statement is not modified in respect of the above matter.


**For Ramasamy Koteswara Rao and Co LLP**  
Chartered Accountants  
ICAI Firm registration number: 010396S/S200084

  
**C V Koteswara Rao**

Partner

Membership No:028353

UDIN: 22028353BA20C05539



Place: Hyderabad

Date: 27-10-2022