



ORIENT GREEN POWER COMPANY LIMITED

22nd August 2020

**The BSE Limited
Corporate Relations Department,
P.J. Towers,
Dalal Street,
Mumbai-400 001
Scrip Code: 533263**

**The National Stock Exchange
of India Limited
Department of Corporate Services,
Exchange Plaza, 5th Floor,
Bandra-Kurla Complex,
Mumbai-400 051.
Scrip Code: GREEN POWER**

Dear Sir/ Madam,

Sub: Submission of Thirteenth Annual Report along with the Notice as per Regulation 34 (1) of SEBI (Listing Obligations and Disclosure Requirements) Regulations, 2015

In terms of provisions of Regulation 34 (1) of SEBI (Listing Obligations and Disclosure Requirements) Regulations, 2015, we enclose the Thirteenth Annual Report for the FY 2019-20 along with the Notice of Annual General Meeting of the Company to be held on Friday, 25th September 2020 at 11.00 A.M, through Video Conferencing / Other Audio Visual Means to transact the business as set out in the Notice convening the Meeting. The same will be made available on the Company's website www.orientgreenpower.com.

Kindly take the same on your records.

Thanking you,

Yours faithfully,

For Orient Green Power Company Limited

**P Srinivasan
Company Secretary & Compliance Officer**



Encl: as above



ORIENT GREEN POWER
COMPANY LIMITED



ANNUAL
REPORT
2019-20

Contents	Page No.
Chairman's Message	2
Management Discussion and Analysis	9
Director's Report	21
Report on Corporate Governance	48
General Shareholder Information	63
Independent Auditor's Report on Consolidated Financial Statements	69
Consolidated Balance Sheet	76
Consolidated Statement of Profit and Loss	78
Consolidated Statement of Changes in Equity	80
Consolidated Cash Flow Statement	81
Notes to Consolidated Financial Statements	84
Independent Auditor's Report on Standalone Financial Statements	136
Standalone Balance Sheet	143
Standalone Statement of Profit and Loss	145
Standalone Statement of Changes in Equity	147
Standalone Cash Flow Statement	148
Notes to Standalone Financial Statements	151



Chairman's Message

Dear Shareholders,

The Indian power sector has played a pivotal role in country's socioeconomic growth since independence. The Government has made significant progress in recent years towards increasing citizens' access to electricity. Further, the Government is also treating energy security as its priority area – the overall security level has improved markedly especially post the creation of a single national power system. Over the past decades, energy demand has steadily increased across all sectors, including agriculture, industry, commercial and residential, and is expected to continue to grow.

India's renewable energy sector has rapidly evolved over the past few years and is now home to some of the largest solar and wind installations in the world. A shift towards Green energy has been the

prominent theme with the Power sector in recent years.

Wind Energy has grown steadily over the past few decades to achieve a cumulative capacity of 37 GW, making it the fourth largest market globally. Various regulatory interventions and fiscal incentives have contributed to the overall growth of the segment. As a consequence of which the Wind Energy accounts for ~43% of the overall installed renewable energy capacity of the country. States with high Wind Power Density like Tamil Nadu, Gujarat, Karnataka, Maharashtra, Rajasthan, and Andhra Pradesh have taken the lead with a cumulative installed capacity, accounting for more than 90% of the total wind capacity in the country. The sector benefited in the past on account of favourable policies – Growth began with the introduction of high feed-in tariffs (FiTs), which ensured long-term guaranteed sale of power at attractive tariffs. At the same time, accelerated depreciation (AD) and generation-based incentives (GBI) were employed to draw in investors.

Your Company ranks amongst India's leading wind energy generating company with portfolio aggregating 421 Mw as of March 31, 2020. With assets located across some of the best wind sites of the country, the Company has seen steady increase in profitability over the years.

FY20 was a turnaround year for the Company, a year wherein it delivered strong operational and financial performance despite external challenges. OGPL delivered profit before tax of ~Rs. 20 crores as against a loss of ~Rs.49 crore generated in previous years. The improved performance vindicates the success of the Company's recent strategic initiatives towards enhancing its efficiencies and lowering expenses.

The Company continued to make steady progress towards lowering its debt and gradually strengthening its balance sheet and liquidity position. The Company has now successfully lowered its debt level for 6 consecutive years and expects further moderation in the debt level going forward.

The business continues to make steady progress, both operationally and financially. Operationally, the business continues to perform well, ranking amongst the top quartile of the industry in terms of margins benefiting from the fact that the Company's assets are placed across some of the best wind sites of the country. Steadily improving operating environment especially, in terms of better grid availability has helped the business immensely in terms of transmission of greater units of energy. The business continues to operate in excess of 95 plus grid availability on a recurring basis now. Further, the integration of southern India to the national electricity grid, completing the integration of the entire country into one seamless network, has helped the business significantly. Not only has the Company benefited from the above developments, but also the industry in general has gained from it as the same has resulted in improved transmission and has also facilitated better management of electricity demand.

Buoyancy in the REC market has helped the business liquidate its entire REC inventory. Trading activity has picked up pace – with high volumes and certificates getting traded way above their floor prices. Improvement in REC's has helped to improve the liquidity position of the business. Further, with Government taking steps towards ensuring timely payment by the discoms to the power generators, the overall cash flow position of the business is likely to improve.

Efforts towards lowering the business' debt level, calibrated expansion of capacities, and exit from loss making biomass business are some of the key decisions undertaken by the management in recent years towards reviving the growth.

The entire global market experienced significant disruption in operations resulting from the uncertainty caused by the Covid-19 pandemic. As the Company and its subsidiaries are into generation and supply of power, which is an essential service, and considering the nature of agreements entered with customers, the management believes that the impact on business is not significant as on March 31, 2020. Nevertheless, the uncertainty prevailing in the external environment, might have a minor impact on the future operations of the Company. Your Company is also closely monitoring the developments, and is taking necessary steps to minimize the impact of such unprecedented situations.

In the long term though, business fundamentals continue to remain strong. An improving operating environment coupled with our own internal strategic initiatives positions us well to deliver steady and consistent growth going forward.

On behalf of the Board of Directors of the Company, I acknowledge the support received from the shareholders, employees, Government and banks in putting the Company into the track of sustainable growth.



N. Rangachary
Chairman

Corporate Information

BOARD OF DIRECTORS

N.Rangachary - Chairman
T.Shivaraman - Vice Chairman
P.Krishna Kumar
Maj. Gen.A.L.Suri (Retd)
R.Ganapathi
R.Sundararajan
Chandra Ramesh
Venkatachalam Sessa Ayyar - Managing Director

CHIEF FINANCIAL OFFICER

J. Kotteswari

COMPANY SECRETARY

P.Srinivasan

SENIOR MANAGEMENT

R.Kannan
R.Kulothungan

STATUTORY AUDITOR

G.D.Apte & Co., Chartered Accountants, Mumbai

INTERNAL AUDITOR

Sundar, Sridhar & Sridhar, Chartered Accountants,
Chennai

SECRETARIAL AUDITOR

M. Alagar & Associates,
Practising Company Secretaries, Chennai

REGISTRAR & SHARE TRANSFER AGENT

Link Intime India Private Limited
C 101, 247 Park, L.B.S Marg,
Vikhroli (West), Mumbai - 400 083.

REGISTERED OFFICE

4th Floor, Sigappi Achi Building,
18/3, Rukmini Lakshmi pathi Road,
Egmore, Chennai - 600 008
Ph: 044-49015678 Fax: 044-49015655
Corporate Identity Number:
L40108TN2006PLC061665
E-Mail: complianceofficer@orientgreenpower.com
Website : www.orientgreenpower.com

BANKERS AND FINANCIAL INSTITUTION

Axis Bank	Punjab National Bank
Bank of India	(Erstwhile Oriental Bank of Commerce)
(Erstwhile Dena Bank and Vijaya Bank)	Tamil Nadu Mercantile Bank Ltd
Canara Bank	Union Bank of India
Central Bank of India	(Erstwhile Andhra Bank and Corporation Bank)
City Union Bank	IL&FS Financial Services Limited
EXIM Bank	Bank of India
IndusInd Bank	SREI Infrastructure Finance Limited
Indian Overseas Bank	
ICICI Bank Limited	
Karnataka Bank Limited	
Yes Bank Ltd	

Board of Director's

Mr. N. Rangachary (Chairman, Independent Director)

Mr.N.Rangachary is an Independent Director and Chairman of our Company since March 2010. He is a fellow member of the Institute of Chartered Accountants of India, Institute of Cost and Works Accountants of India and Institute of Company Secretaries of India. He holds National Diploma in Commerce from All India Institute of Technical Education, New Delhi. He has about 47 years of experience in the field of insurance and financial services. He joined the Indian Revenue Services in 1960 and was appointed as the Chairman of Central Board of Direct Taxes in June 1995. He retired from this position in July 1996 and was appointed as the Chairman of the Insurance Regulatory and Development Authority ("IRDA") in August 1996. On IRDA becoming an autonomous body in April 2000, he was made as its first Chairman and subsequently retired in June 2003. He was awarded "International Insurance Man of the Year" in 1999. He has also served as the adviser to the Finance Department of the Government of Andhra Pradesh between November 2003 and November 2008. He is also an honorary member of the Indian Institute of Actuary.

Mr. N. Rangachary does not hold any equity shares of the Company and he is not related to any Director or Employee of the Company.



Mr. T. Shivaraman (Vice-Chairman, Non-Executive Director Non- Independent Director)

Mr. T. Shivaraman is Vice Chairman and Non-Executive Director of our Company since March 27, 2010. He has a bachelor's degree and a master's degree in chemical engineering from Indian Institute of Technology, Madras. He has about 26 years of experience in plant operations and project engineering. He is currently also the Managing Director and the Chief Executive Officer of Shriram EPC Limited. He was responsible for taking SEPC public in 2008 with a market capitalisation of Rs 12,680 million. He was responsible for finalising joint ventures with Hamon Shriram Cottrell Private Limited, 'Cie' and 'Leitner Technologies', among others. Mr. T. Shivaraman was one of the founders of our Company. Prior to joining SEPC, he was associated with ICI India Limited.

Mr. T. Shivaraman holds 133,500 equity shares of the Company and he is not related to any Director or Employee of the Company.

Mr. R. Sundararajan (Non- Executive Director, Non- Independent Director)

Mr. R. Sundararajan, Director of the Company since January 2010. He is graduated as a Mechanical Engineer from the Jadhavpur University, Calcutta. Further, he completed his Master of Business Administration degree from the Indian Institute of Management, Ahmedabad. He is also a Chartered Engineer and Associate of the Insurance Institute of India. With a career spanning over three decades, he has hands on experience in pharmaceutical marketing, pharmaceutical projects and setting up foreign collaboration ventures in India.

He holds 64,846 equity shares of the Company and he is not related to any Director or Employee of the Company.





Mr. R. Ganapathi (Non- Executive, Independent Director)


Mr. R. Ganapathi, has been our Director since February 29, 2008. He holds a bachelor's degree in technology from the Indian Institute of Technology, Madras. At present he is the Chairman and Executive Director of Trigyn Technologies Limited and he turnaround the loss company into profit making company under his leadership. He is also a fellow member of the Indian Institute of Foreign Trade. He has been associated with Bharat Heavy Electricals Ltd and Best & Crompton Engineering Limited. He is actively involved in execution of welfare projects undertaken by Rotary Clubs and was Governor of Rotary International. He also served on the Board of IG3 Infra Limited and IL&FS Technologies Limited among others. He is also the Vice President of SICCI (Southern India Chamber of Commerce and Industry) and is a member of the Executive Committee of FICCI.

Mr. R. Ganapati holds 20,513 equity shares of the Company and he is not related to any Director or Employee of the Company.

Maj. Gen. A.L. Suri (Retd.) (Non- Executive, Independent Director)

Maj. Gen. A.L. Suri (Retired), has been our Director since June 4, 2008. He holds a bachelor's degree in engineering from College of Military Engineering, Pune. He was Commandant of the College of Military Engineering, Pune. He retired as a Major General from the Army with active front line participation in the 1965, 1971 Indo-Pakistan wars and the Sri Lankan Operations in 1988-89. He has served as chief engineer of all defence works from line joining Jaipur, Visakhapatnam to Sri Lanka, and chief engineer of all defence works in Bombay region from 1981-93 for a wide range of construction activity. He has 16 years of experience in financial services sector. He was also the chief executive officer of Suri Capital & Leasing Limited. He was also a director of Graphite India Limited, Shriram EPC, Bharat Re-Insurance and two joint ventures of Shriram Group in the Middle East. He is actively associated with several companies in industries such as insurance, engineering projects, information technology and property development both in India and abroad since 2003. He was the National Yachting Champion for four years and the Vice President of the Rowing Federation of India.

Maj. Gen. A.L. Suri AVSM (Retd.) does not hold any equity shares of the Company and he is not related to any Director or Employee of the Company.



Mr. P. Krishna Kumar (Non- Executive, Non- Independent Director)

Mr. P. Krishna Kumar, was Managing Director of our Company from 2008 until September 2013 and continues to be in the Board of our Company as a Non-Executive Director. From September 2013 to September 2017 he was Managing Director of Leitwind Shriram Manufacturing Private Limited and continues to be in their Board as Non-Executive Director. Presently he is Management Consultant for SVL Limited and also in the Board of few Group Companies. He holds a bachelor's degree in mechanical engineering from Alagappa Chettiar College of Engineering & Technology, Madurai Kamaraj University, with about 41 years of industrial experience in Sales and Marketing and International Business Development and as the 'Profit Centre Head' of Business Units. Prior to joining our Company, he was associated with the Murugappa Group and Comcraft Group of Chandarias for about 30 years. He is also in the Board of Nihan Technologies an IT Services Company - part of Comcraft Group in Chennai.

He holds 30,000 equity shares of the Company and he is not related to any Director or Employee of the Company.



Mrs. Chandra Ramesh, (Non-Executive and Independent Director)

Mrs. Chandra Ramesh, is an FCA, ACS, AICWA, PGDM (IIM-A) and LICENTIATE IN INSURANCE. She started her professional journey with IDL Chemicals Ltd., a part of the Swedish Nobel Group in the areas of Cost and Management Accounting, budgeting and systems. She moved over to TAFE Ltd. as Executive assistant to the Chairman of the Amalgamations Group and thereafter had a stint with Tamilnad Hospitals Ltd. as Vice President Finance and Company Secretary where she handled the IPO of the NRI doctors promoted company and tied up the complete project finance with Financial Institutions. Her next move was to India Securities Ltd. an Essar Group Company where her job profile included Investment banking, lease / HP Financing, project counseling and Advisory services, corporate secretarial functions, etc.

Bitten by the entrepreneurial bug, she started off as an independent financial consultant under the brand name of C.R. Financial Consultants. As a logical extension to the consultancy, she took membership in the Bangalore Stock Exchange and also promoted C.R. Finance & Securities (P) Ltd. in 1994 and obtained membership of National Stock Exchange.

She was the Managing Director and CEO of Bharat Re-Insurance Brokers (P) Ltd., till August 2008 and was actively involved in the insurance and re-insurance broking space with extensive international networking and exposure. She also has in depth exposure in direct insurance broking as CEO of Armour Consultants (P) Ltd.

Mrs. Chandra Ramesh was co-opted as an additional director on the Board of IFIN (IFCI Financial Services Ltd., a subsidiary of IFCI Ltd.) and appointed as the Managing Director of IFIN with effect from 1st September, 2008 when C R Finance & Securities (P) Ltd. promoted by her was merged with IFIN. As Managing Director of IFIN, she had, in three years, grown the company from one branch to over 50 branches, from nil sub-brokers to over 350, from 1000 clients to 25000 and from 12 Institutional empanelment to over 60. With a Pan-India presence, IFIN established itself as one of the leading players in the industry. She resigned from IFIN in December, 2011.

She then established Procap Financial Services (P) Ltd. In February, 2012 which is into stock broking, investment advisory and corporate insurance advisory. She has over the last decade taken a deep interest in technical analysis of the equity markets and has extensively researched the Indian stock and commodity markets.

She was till recently on the Board of Helios and Matheson Information Technology Limited as an independent director and continues to be a Director in Bharat Re-Insurance Brokers (P) Ltd as an independent Director and a promoter Director of Procap Financial Services (P) Ltd. and Procap Commodities (P) Ltd


Mrs. Chandra Ramesh does not hold any equity shares of the Company and she is not related to any Director or Employee of the Company.

Mr. Venkatachalam Sesha Ayyar,

(Managing Director & CEO, Executive, Non-Independent Director)

Mr. Venkatachalam Sesha Ayyar, is the Managing Director of our Company since 23rd September, 2013. He has over 35 years of experience in the areas of Manufacturing, Business Development, Marketing and Profit Center Management. He has significant experience in areas relating to Plastics, Packaging and in Wind Energy at Companies like Tata Steel, ITC, Signode, Sintex and RRB Energy. Prior to joining our Company, he was Chief Operating Officer in Batliboi EnXco Private Limited, which is a leader in O & M services in the Wind Industry. He is a B.Tech. from I.I.T. Kanpur and has done his M.B.A. from I.I.M. Bangalore.

Mr. Venkatachalam Sesha Ayyar does not hold any equity shares of the Company and he is not related to any Director or Employee of the Company.





Management Discussion and Analysis

Company Overview

Orient Green Power Company Limited (OGPL) is India's leading listed Renewable Power producing company focused on developing, owning and operating a diversified portfolio of wind energy power plants.

The Company's portfolio as of March 2020 stands at 421 MW comprising fully operational capacity.

Headquartered in Chennai, Tamil Nadu, OGPL's assets are spread across Tamil Nadu, Andhra Pradesh, Gujarat, and Karnataka. In addition, it also owns and operates a 10.5 MW wind power plant in Croatia.

Further, the Company has diversified off-take agreements and supplies the power generated to SEBs, Group Captive Customers, Merchant Power as well as through open access. Its customers enjoy attractive tariffs with periodic upward revisions.

OGPL is promoted by M/s SVL Limited, which has diversified interests in financing, engineering & construction, software and technology services and wind turbine manufacturing.

Global Economy Overview

The Global economy is expected to have grown at a modest pace of 2.4% during 2019, the slowest since the global financial crisis, amidst benign global trade and investments. The weakness was largely broad based impacting both advanced as well as emerging markets and developing economies. Global trade for the a large part of the year remained stagnant, amid the uncertainties surrounding the trade war between USA and China. Further, manufacturing along with services activities, remained relatively weak during the year. Within the developed economies, United States experienced higher consumer spending and a buoyant housing market on account of lower interest rates, while business spending softened. Economic activities in European regions though, deteriorated significantly during the year, with several economies teetering on the brink of recession. Taking cognizance of the on ground challenges ECB restarted quantitative easing, pushing its policy rates deep into the negative territory. The Japanese economy remained under pressure with activities declining sharply

following the impact of Typhoon Hagibis and increase in the value-added tax (VAT). Further, manufacturing and exports as well were largely lower during the year.

The growth rate of the Chinese economy decelerated to an estimated 6.1 per cent during the year amid heightened trade uncertainties and weak domestic demand. Industrial production plummeted to multi year low, while circumspection surrounding trade policy weighed in on investor sentiments. A number of monetary and fiscal measures though were announced during the year including tax cuts to deal with the economic deceleration.

Closer home, the Indian economy is expected to have grown at 4.8 per cent during the year and is the only large economy other than China which is expected to deliver positive growth in 2020. The growth was largely attributable to accelerated Government spending and improvement in the performance of the Agriculture sector as Private consumption and investments continued to remain soft, decelerating 5.8 per cent and 1 per cent respectively during the fiscal. Manufacturing activities too were subdued during the year. The Government implemented several measures towards improving the ease of doing business & even announced a reduction in the corporate tax rates.

Even as the first phase of the trade agreement between USA and China was inked and economies around the world began to witness stabilization, albeit at lower levels of growth, the outbreak of the Covid-19 pandemic caused unprecedented economic disruption.

The global spread of COVID-19 may require the imposition of tougher and longer-lasting containment measures—actions that may lead to a further tightening of global financial conditions, should they result in a more severe and prolonged downturn.

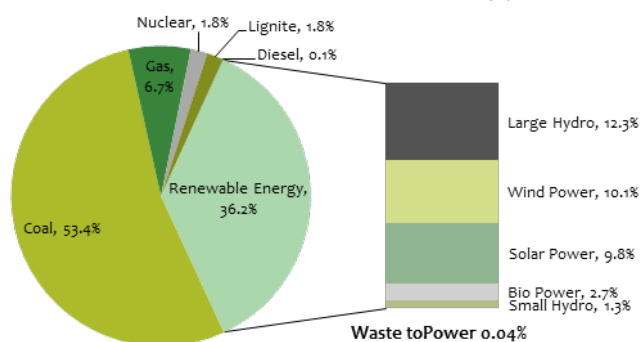
Both monetary and fiscal measures should aim towards cushioning the impact of Covid-19 to ensure that a steady and sustainable recovery persists post the containment of the pandemic. Coordinated actions across nations are pivotal towards restoring market confidence, containing financial risk and supporting the vulnerable countries.

Power Sector

The Indian power sector has played a pivotal role in country's socioeconomic growth since independence.

With a customer base in excess of 200 Million and service outreach spanning over nearly 3.28 Million sq.km the Indian power system is one of the largest and most complex power systems in the world.

India - Cumulative Installed Power Capacity Mix (%)



The Government has made significant progress in recent years towards increasing citizens' access to electricity and clean cooking. Around 750 million people in India gained access to electricity between 2000 and 2019. Acceleration of structural reforms, shift towards a rule based policy framework and a benign commodity prices provided a strong growth impetus. Further, deregulation measures, coupled with efforts towards improving the ease of doing the business attracted huge investments towards the sector, which subsequently resulted in India witnessing a sizeable growth in its generation, transmission and distribution capabilities in recent years.

Further, the Government is also making energy security its priority area – the overall security level has improved markedly especially post the creation of a single national power system. Also, the growing share of renewables in the overall energy mix is accelerating the process towards prioritizing system integration and flexibility. Lastly, the Government is also promoting affordable battery storage. India has taken significant steps to improve energy efficiency, which have avoided 300 million tonnes of CO2 emissions over the period 2000-18, according to IEA analysis.

Over the past decades, energy demand has steadily increased across all sectors, including agriculture, industry, commercial and residential, and is expected to continue to grow. Based on current policies, India's energy demand is likely to double by 2040, with electricity demand potentially tripling. However, despite the growth in power consumption, India's per capita energy consumption stands at 30% of the world's average (0.44 tonnes of oil equivalent [toe] per capita versus the global average of 1.29 toe and the International Energy Agency [IEA] average of 2.9).

India's energy system is largely based on the use of coal for power generation, having met over half of the total growth in energy supply in the past decade. Out of the country's total installed generation capacity (~370 GW), coal based installed capacity accounts for ~199 GW (~54%) as on 31 March 2020. In terms of number of units of electricity generated, coal-fired plants generated close to 71% of the total electricity generated in FY20. However, problems' surrounding its availability and adverse impact on the environment has compelled the Government to focus on developing alternative sources of energy. The growing share of renewable energy in the overall energy mix is largely owing to the Governments attempt towards promoting clean and green energy along with lowering its dependency on coal based thermal energy. Sustained efforts by the Government have resulted in Renewables emerging as the second largest source of energy provider in the country today.

India now has the institutional framework for attracting further investment to meet its rising energy needs. Efforts are undertaken towards ensuring the long-term sustainability, security, affordability and inclusiveness of energy systems.

However, despite the above efforts, a lot more needs to be done especially in the area of Power Distribution, the most fragile in the entire value chain of the sector. A huge amount of investment and reform has already been undertaken in the generation and transmission business in India. However, unless the distribution sector is also reformed, power generation and transmission are increasingly at financial risk of becoming stranded, while stymieing much needed further investment and technology development.

One of the primary factors impacting the Distribution segment is the problem surrounding the 'single-buyer'

model whereby the single buyer, the state discoms in this case, purchase electricity from generators and sell it to consumers. Further, the cohort of regional power distribution companies, in absence of major competition remains a problematic area. Also the non-separation of the distribution network as a whole from the electricity suppliers, with discoms currently being responsible for both network strengthening and supply of reliable power remains an area of concern. The above factors have largely contributed to the precarious financial health of the discoms – in turn impacting the performance of the power generating companies. The total outstanding dues owed by discoms to power producers have been increasing, doubling during the period FY2016/17 to FY2018/19. While the Govt. has announced financial support and restructuring programs, such measures have had limited effect in addressing the root cause of the rising debt burden of the discoms, thus requiring Govt. assistance on a recurring basis. More efforts are needed towards addressing the core of the issues impacting the discoms performance. Implementation of bold and innovative reforms is the need of the hour. Attempts must be undertaken which would increase the competitive intensity in the segment – possibly separation of carriage and content (C&C) could be part of the solution. Introduction of smart meters to help discoms manage the load better, while also reducing metering and billing losses and theft. Lastly, electricity tariffs also need to be viable, cost reflective. Introduction of such measures in the distribution sector, the backbone of the electricity industry are the need of the hour for a successful transition of energy sector to occur.

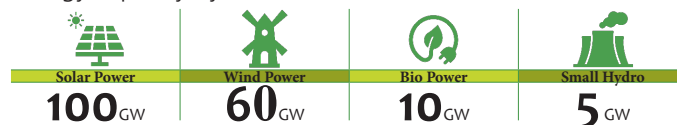
Renewable Energy Sector

India's renewable energy sector has rapidly evolved over the past few years and is now home to some of the largest solar and wind installations in the world. A shift towards Green energy has been the prominent theme with the Power sector in recent years. Over the last 5 years, the share of renewable energy in installed capacity has increased from 11.8 % (32 GW in March 2015) to ~24 % (87 GW in March 2020). On the other hand, the share of thermal sources viz coal in installed capacity has been on the decline – from 61 % to 54 %.

The capacity addition of renewable energy sources has grown at a CAGR of 22% in the 5-year period to February 2020. Within renewable energy, the capacity addition by solar power has grown the fastest – at a CAGR of 67% during this period. It accounted for 47% of the new capacity addition in 2019-20, surpassing the 30% of conventional power sources such as coal.

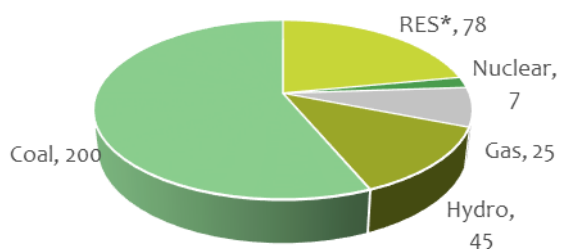
The progressive shift towards green energy has also resulted in a shift towards structural changes in policy and regulatory landscape and in market design and instruments.

The Government in 2015-16 released its road map for achieving the ambitious target of 175 GW of renewable energy capacity by 2022.

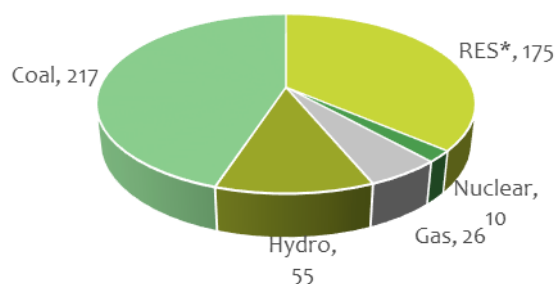


As of March 2020, the total installed renewable capacity in India is approximately 87 GW or 24 % of India's total installed capacity of around ~370 GW ().

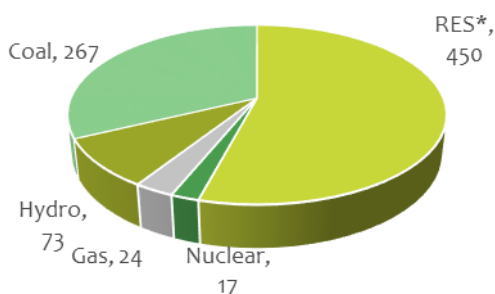
Installed capacity (2018): 356Gw



Forecasted Installed capacity (2022): 483Gw



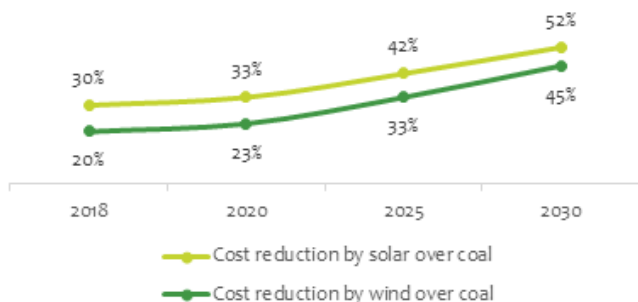
Another scenario-Installed capacity (2030): 831Gw



*RES – Renewable Energy Sources

This is expected to increase to 450 GW by FY 2030, which will be approximately 54% of the total installed capacity.

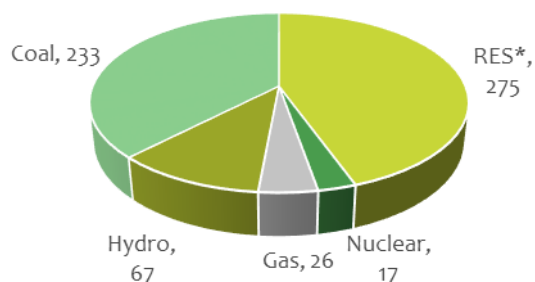
Cost reduction of Renewable over coal



As of today, India’s levelized RE costs are among the lowest in the world and solar and wind technologies are economically competitive with coal. Between 2010 and 2017, the cost of renewables saw a massive decline, utility-scale solar cost reduced by 75% to less than USD 0.1 per kWh and onshore wind cost reduced by 16% to USD 0.04–0.05 per kWh on average. These costs are expected to further decline while prices of coal-fired generation are likely to rise in the years ahead.

Generation of renewable energy has also increased in tandem. Its share in total electricity supply which stalled at around 5.5 per cent during 2011-16, presently accounts for ~10% of the overall energy generated in the country. (Total generation 1389.1 BU; Conventional sources 1250.784 BU; 138.316 BU - http://cea.nic.in/reports/monthly/executivesummary/2020/exe_summary-04.pdf ; <https://powermin.nic.in/en/content/power-sector-glance-all-india>)

Forecasted Installed capacity (2027): 617Gw



Supportive policies of the Government in terms of offering lower import duties, payment security mechanism, efficient auction processes combined with a dip in PV prices drove bulk of the growth in Renewable Energy.

Wind Energy

Wind Energy has grown steadily over the past few decades to achieve a cumulative capacity of 37 GW, making it the fourth largest market globally. Various regulatory interventions and fiscal incentives have contributed to the overall growth of the segment. As a consequence of which the Wind Energy accounts for ~43% of the overall installed renewable energy capacity of the country.

States with high Wind Power Density like Tamil Nadu, Gujarat, Karnataka, Maharashtra, Rajasthan, and Andhra Pradesh have taken the lead with a cumulative installed capacity, accounting for more than 90 per cent of the total wind capacity in the country.

The sector benefited in the past on account of favourable policies – Growth began with the introduction of high feed-in tariffs (FiTs), which ensured long-term guaranteed sale of power at attractive tariffs. At the same time, accelerated depreciation (AD) and generation-based incentives (GBI) were employed to draw in investors.

The substantial growth of the sector has supported the country’s transition from fossil to clean and sustainable fuels. Despite, the recent progress, India still has huge amount of untapped potential - more than 300 GW at a hub height of 100m.

Solar Industry

Taking benefit of its favorable position in the solar belt, India, one of the best recipients of solar energy, with relatively abundant availability, is the third biggest Solar market in the world behind China and United States of America. As of March 2020, India's installed solar capacity stood at ~37 GW as compared to ~4 GW in 2015. Over the 2015-20 period installed capacities grew at a CAGR of 56%.

A number of factors have contributed to the stellar growth of the Industry. Continually falling cost of solar PV driven by overcapacity in China; supportive Central government policies and schemes such as the establishment of solar parks and the Solar Energy Corporation of India (SECI); introduction of competitive auctions and payment security mechanisms to offset discom risks; easy financing from banks, private equity and other investors.

Growth hurdles for the Renewable Energy sector

Despite its recent success, the sector continues to face multiple challenges, responsible for slower than expected development of the renewable energy sector. Renewable capacity addition dropped to ~9 GW in Fiscal 2019, compared to 11-12 GW over fiscals 2017 & 2018. Lower tariff rates, coupled with tax issues, inadequate availability of resources (land and connectivity), and imposition of safeguard duty has made developers a bit more circumspect and cautious.

Prominent among them being –

Lack of coherence between central and state governments on renewable energy projects

- Misperception, delay in auctions, transmission connectivity and land acquisition-related issues between central and state-backed projects are causing delays and cost overruns for renewable energy developers, jeopardizing their project economics

Payment delays from state-owned discoms

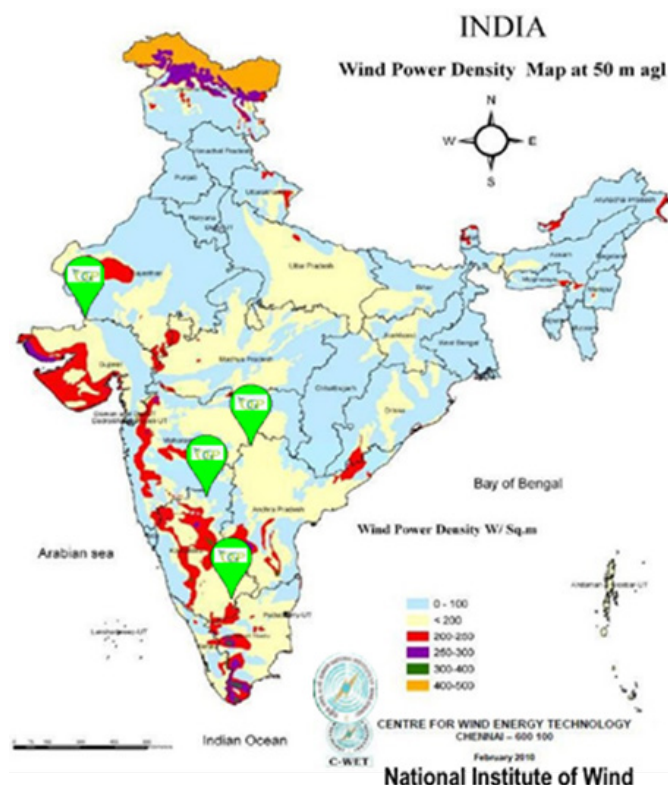
- Payment delays from debt-ridden state-owned discoms remain a major concern. Though enforcement of a new payment security mechanism from August 2019 is reportedly improving payments due, but government must ensure consistent governance of this mechanism

Counterproductive trade duties on imported solar modules

- The two-year trade import duty introduced in July 2018 to protect the domestic solar manufacturing industry has failed to meet its desired outcome. While shuffling the market share of exporting countries, the duty has neither reduced imports nor significantly improved the competitiveness of Indian manufactured solar cells. Instead, it has severely slowed down solar installs.

Business Overview

OGPL ranks amongst India's leading wind energy generating company with portfolio aggregating 421 Mw as of March 31, 2020. With assets located across some of the best wind sites of the country, the Company has seen steady increase in its revenues and operating profitability over the years.

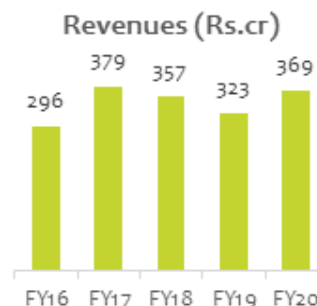
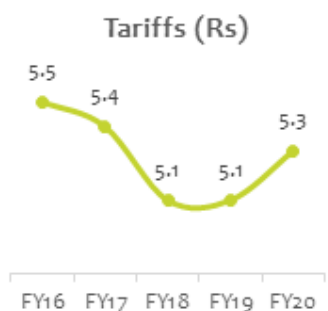
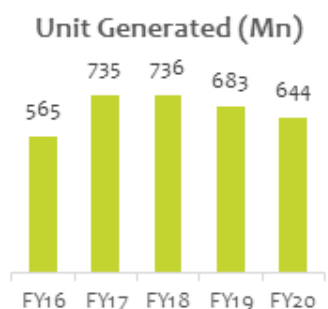


The Company has good mix of renewable projects spread across several states – Tamil Nadu (306 Mw); Andhra Pradesh (74 Mw); Gujarat (29 Mw) & Karnataka (1 Mw). Further it also operates a 10.5 Mw asset in Croatia.

The Company's wind assets comprise some of the best assets in the business having being sourced from some of the leading Wind Turbine Generators such as Gamesa, Vestas, General Electric etc. A healthy mix of old and new assets ensures steady and consistent generation of units.

Further, the Company also has a healthy mix of off-take agreements – Group Captive, FIT, Third Party, REC etc. for its power projects thereby ensuring balanced and diversified revenue streams.

However, despite its strengths the Company's performance over the years has been largely sub-optimal owing to external challenges. Such factors weighed down on the business profitability in turn negating the first mover advantages. One of the primary reasons for the sub optimal performance in the past was the problems associated with frequent grid back down which had an acute impact on the operational and financial performance of the business. Recurring occurrences of grid back down resulted in lower transmission of the energy generated in turn affecting the project economics. As such, the Company revenues and unit generation remained more or less steady despite overall capacity addition and relatively stable tariff environment.



However, the problems associated with grid back down have now been resolved and the power plants continue to operate in an environment wherein grid availability continues to remain at elevated levels – excess of 90%.

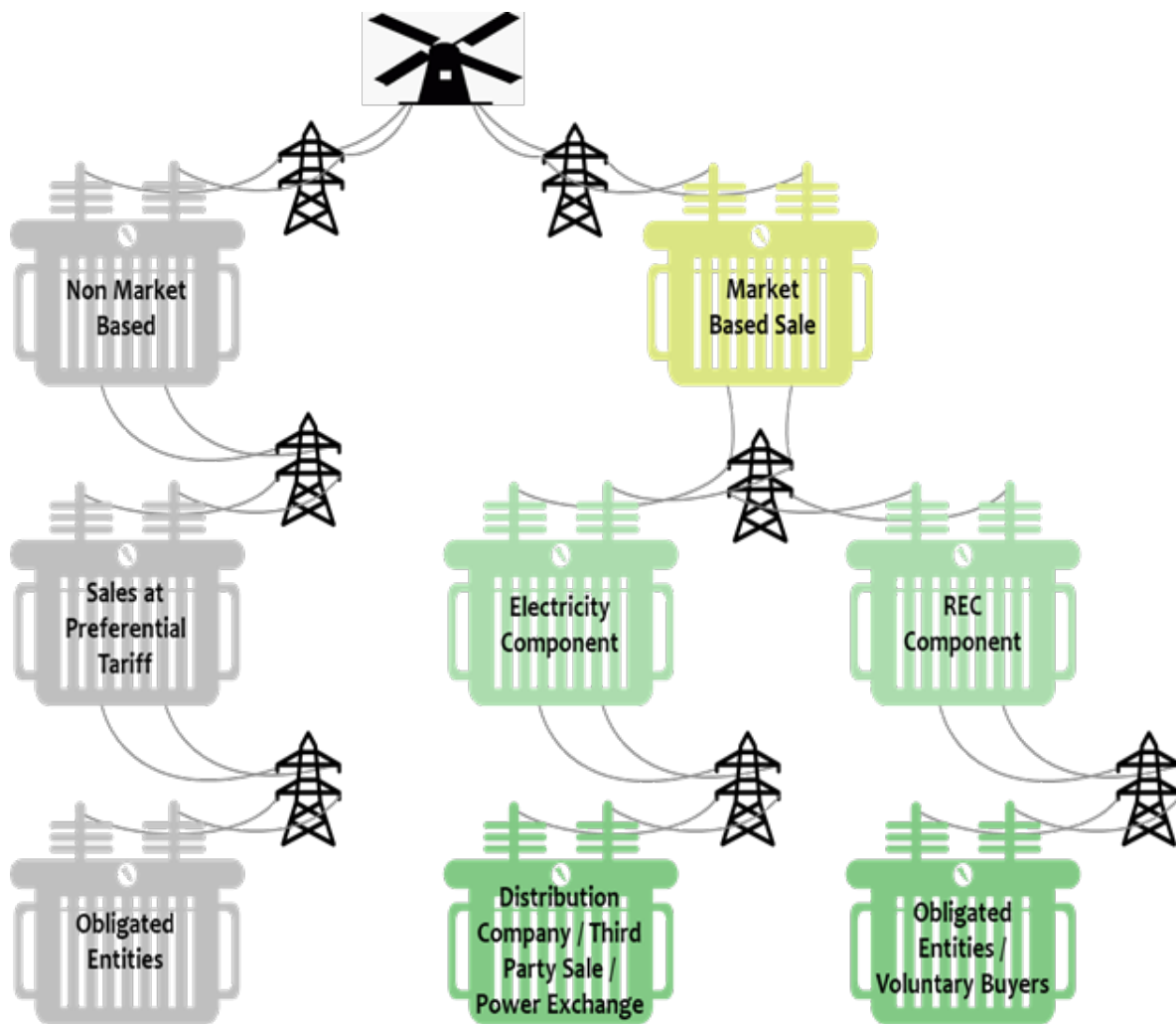
The other important factor which the Company has been able to address relatively successfully has been its stretched balance sheet. Given that the revenues in early part of the business were impacted by grid unavailability the Company wasn't able to generate the revenues it has envisaged at the commencement stage of the project. With limited revenues the Company was largely unable to generate the requisite profitability needed to meet its debt commitments; as a result of which the business faced cash flows and liquidity mismatch problems. However, over the years the Company has been working diligently towards reducing its debt and has been successful in lowering it for six consecutive years. In addition to negotiating with the bankers towards refinancing its debt, the business has also deployed the proceeds from sale of its biomass business towards reducing its debt. A combination of such steps has been successful in lowering its debt burden and reducing its gearing ratio consistently over the years.

Lastly the revival in the REC market has also improved the overall liquidity position of the business. With volumes in REC markets remaining elevated, the Company has been able to liquidate its entire inventory and generate cash amounting to Rs. 49 crore during the year. Further, with the buoyancy in the REC trading expected to remain steady, the Company is hopeful of improving its liquidity position even further in the coming years.

REC Mechanism

Renewable Energy Certificate (REC) is a market-based instrument promoting renewable energy. The mechanism aims to enable obligated entities to meet their requirements of generating a percentage of power from renewable sources.

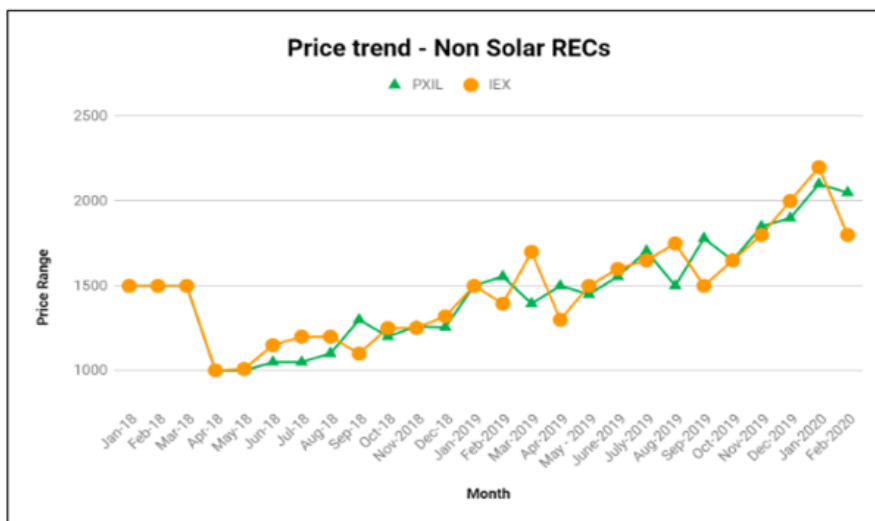
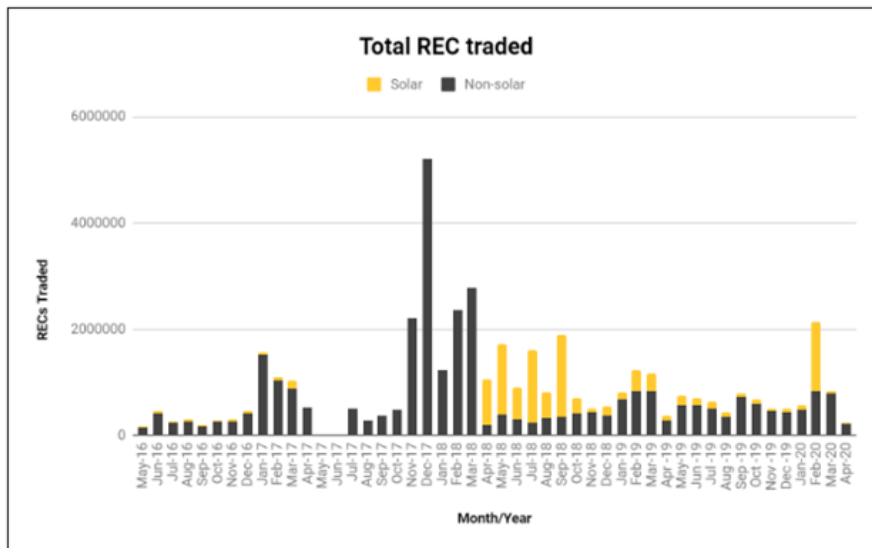
Where entities are unable to set up projects themselves to generate the required proportion of renewable power, they can purchase RECs for the shortfall. One REC certificate is treated as equivalent to 1 MWh. REC certificates are bifurcated into solar RECs and non-solar RECs. RECs are sold by entities by eligible renewable energy projects only.



The overall performance of the REC mechanism though had been somewhat lukewarm since its inception, largely in part to poor enforcement of the RPO obligations. Trading volumes remained minimal and RECs failed to draw investments. RECs were ideally the apt solution for discoms of states which didn't have sufficient renewable capacity within their borders for direct procurement of power. The Government even had to launch RPO compliance cell to coordinate with states, CERC and SERCs on matter relating to RPO compliance. However, the lax attitude on the part of the regulatory authorities towards discoms failing to meet

their RPO obligations resulted in RECs losing its appeal in the eyes of the developers who then preferred to construct projects within the auction regime, wherein purchase are guarantees and payment are protected from defaults.

However, stringent action on the part of ERCs and CERC has revived the overall sentiments towards the REC mechanism in recent times. A direct impact of such efforts is now clearly visible on the power exchanges wherein the trading volumes for REC certificates have picked up sizeably. Prices of the certificates as well are getting traded above their floor prices, reflective of the strong underlying demand.

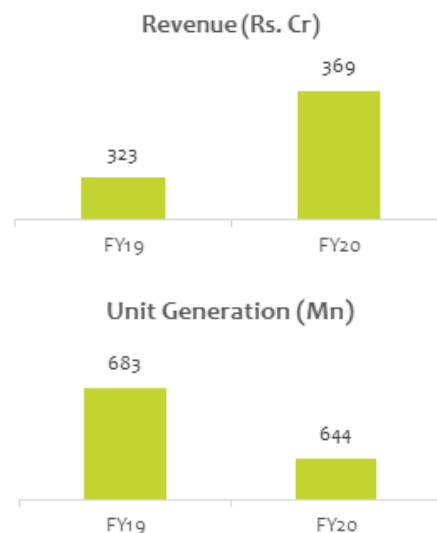


For the year, the REC market continued to remain buoyant on the back of steady demand. January in fact witnessed certificates getting traded at Rs. 2,100 – a new high price after several years. Average price realizations for the certificate stood at Rs. 1,643 for the year as against average realization of Rs. 1,188 during previous year. OGPL sold approx. 3 lakhs certificates amounting to Rs. 49 crore during the year as against 2.41 lakh certificates worth Rs. 29 crore sold during previous fiscal. OGPL's share in trading on the exchange represents ~5% of trading volumes during FY20. The optimism in the market is expected to persist over the coming years on the back of robust demand. Hefty penalties on defaulting entities should help to maintain the momentum in demand. Consistent approach across all SERCs, smooth trading of RECs, clarity on the role of the RPO Compliance Cell, and stringent and uniform enforcement of RPO will help further drive the momentum and help meet the objective of REC mechanism.

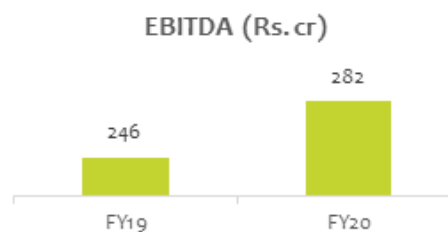
Financial Performance

FY20 was a turnaround year for the Company, a year wherein it delivered strong operational and financial performance despite external challenges. OGPL delivered profit before tax of ~Rs. 20 crore as against loss of ~Rs.49 crore generated in previous years. The improved performance vindicates the success of the Company's recent strategic initiatives towards enhancing its efficiencies and lowering expenses. The performance during the year would have been even better had it not been for challenges surrounding covid-19 pandemic and irregular wind season.

. The Company continued to make steady progress towards lowering its debt and gradually strengthening its balance sheet and liquidity position. The Company has now successfully lowered its debt level for 6 consecutive years and expect further moderation in the debt level going forward.

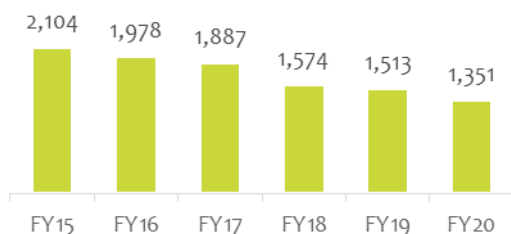
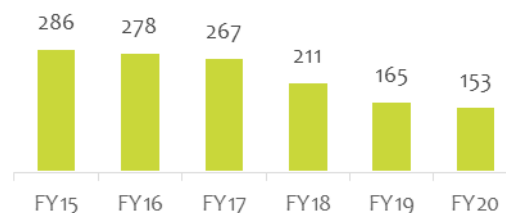
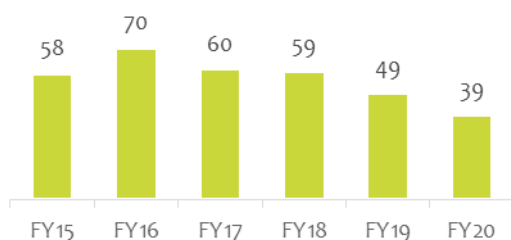
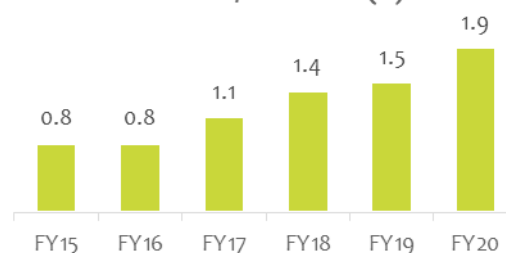


Revenues during the year amounted to Rs.369 cr. The revenues could have been higher during the year had it not been for delayed onset of wind season. While the wind pattern and intensity did gradually improve during the course of the year, on an overall basis though the unit generation remained relatively lower.



EBITDA for the year stood at Rs. 282 crore as against Rs. 246 crore reported during previous fiscal. Operating margins for the business remained same as compared to last year at 73% on revenue generated during FY19.

Depreciation for the year amounts to Rs. 92 crore as against Rs. 114 crore, lower by 19%.

Debt (Rs.cr)**Interest Expense (Rs.cr)****Interest / Revenue (%)****EBITDA / Interest (x)**

Interest outgo for the year stood at Rs. 153 crore as against Rs. 165 crore lower by 7%. Our efforts in recent years have been largely directed towards addressing the liability side of the business. We have been in constant discussions with the bankers towards refinancing part of the debt – negotiating towards extending the loan tenure and lowering the interest rate. Further, we also utilized the proceeds from the sale of biomass business towards retiring part of our debt. Taking cognizance of the above efforts and in an attempt to further ease up the financial and liquidity position the promoters have decided to waive off the interest component on their loans extended towards the business. The Group has been supportive of the business and continues to offer timely guidance and assistance.

Profit after tax for the year stood at ~Rs. 20 crore as against loss of Rs. 49 crore generated during last fiscal. The business fundamentals are improving gradually, the balance sheet is in a relatively better position – liquidity profile of the business as well has been improving gradually. Cash profit of the Company has been steadily growing from Rs.25 crore in FY17 to Rs.128 cr during the current year. The improvement largely stems from the company's initiatives towards reviving the business operations by driving down

costs and enhancing its overall efficiencies. Further, the buoyancy in REC market also provided the Company with an ancillary source of generating cash. The business is gearing up to embark on a sustainable growth phase which will help create value for all of its stakeholders in coming years.

The Company's net worth stood at Rs. 502 crore as against Rs. 488 crore during March 2019. Long term debt of the Company stood at Rs. 1,351 crore of which Rs. 245 crore is Group debt. Debt – equity ratio as of March 2020 stood at 2.7.

Outlook

The business continues to make steady progress, both operationally and financially. Operationally the business continues to perform well, ranking amongst the top quartile of the industry in terms of margins benefiting from the fact that the Company's assets are placed across some of the best wind sites of the country. Steadily improving operating environment especially in terms of better grid availability has helped the business immensely in terms of transmission of greater unit of energy. The business continues to operate in excess of 95 % grid availability on a recurring basis now. Further, the integration of southern India to the national

electricity grid completing the integration of the entire country into one seamless network has helped the business significantly. Not only has the Company benefited from the above developments but the industry in general has gained from it as the same has resulted in improved transmission but has also facilitated better management of electricity demand.

Also, MNRE's recent decision to remove tariff ceilings from Renewable energy tender should help improve the sentiments towards the sector. The move is not only reflective of the increasing maturity of the sector but more importantly is reflective of the Government's belief that robust bidding process will ensure stable and viable tariff levels.

REC's as well have had strong couple of years on the back of stringent actions by the regulatory authorities. Trading activity has picked up pace – with high volumes and certificates getting traded above their floor prices. Buoyancy in the REC market has helped the business liquidate its entire REC inventory and garner revenue amounting to Rs. 49 crore under the REC mechanism for the year. Improvement in REC's has helped improve the liquidity position of the business. Also, with Government taking steps towards ensuring timely payment by the discoms to the power generators, the overall cash flow position of the business is likely to improve.

The existing financials though are largely reflective of the business environment of the past, discounting the above mentioned developments and their positive impact on the business going forward. Further, the current financials fail to capture the Company's recent strategic initiatives aimed towards reviving the business as well. Efforts towards lowering the business' debt level, calibrated expansion of capacities, and exit from loss making biomass business are some of the key decisions undertaken by the management in recent years towards reviving the growth. The entity post the selling off the biomass business, has now emerged as a much more agile and a focused entity – with Wind energy generation the sole business. Further, by deploying the proceeds from monetizing biomass business, the debt level of the overall entity as well has now improved for the better and the business has now decided to keep its

further expansion plans on hold and focus primarily towards sweating of its existing assets.

With adequate precaution and timely measures the overall impact on the economy and business can be reasonably managed. Further, given that demand for electricity is fairly ubiquitous in nature, one can expect the performance of the business to be relatively steady. Reopening of the economy and resumption of industrial activities should revitalize the demand and help attain at least the pre-covid levels, if not the levels achieved in recent past.

That being said, the near-term outlook for the business remains challenging amid the outbreak of Covid-19. The pandemic besides inflicting human losses has also paralyzed economic activities across globe and industries. Challenges prevail across each step of the value chain right from demand to collections from customers.

Despite the fact that the Company along with its subsidiaries is into generation and supply of power, which comes under the purview of essential services and given that it has guaranteed off-take agreements with its clients, the business is still susceptible and dependent on the overall macro environment. Any adverse development at the economic level can have a cascading effect on the overall performance of the business. The Company is thus closely monitoring the situation and undertaking necessary steps accordingly to safeguard its business.

In the long term though, business fundamentals continue to remain strong. An improving operating environment coupled with our own internal strategic initiatives positions us well to deliver steady and consistent growth going forward.

Human Resources

Our employees are our most important assets. As of March 2020, OGPL has a workforce of 144. We believe the quality and commitment level of our professionals is on par / highest amongst the power generating companies. OGPL continues to focus on key drivers of employee engagement like career growth, learning opportunities, fair performance and rewards and employee well-being by enhancing its HR processes for scale, agility and consistent employee experience.

Further, it also organizes workshops enhancing the skill sets of its employees and promoting their overall involvement. Frequent and outcome oriented session has resulted led to superior employee experience. The Company also assigns individual goals to the employees, consistent with the overall objective of the business which not only acts as a strong motivator but also contributes towards improving the overall efficiencies of the business.

Lastly, the Company's transparent working environment wherein employees can raise their concerns and opinions results in high engagement levels and lower employee turnover ratio.

Internal Controls and adequacy

The Company has an independent Internal Audit department with well-established risk management processes both at the business and corporate levels. Internal Auditor & Controller - Risk reports directly to the Chairman of the Audit Committee of the Board of Directors, which ensures process independence.

The Company believes that every employee has a role to play in fostering an environment in which controls, assurance, accountability and ethical behaviour are accorded high importance. This complements the Internal Audits conducted to ensure total coverage during the year.

The overall aim of the company's internal control framework is to assure that operations are effective and well aligned with the strategic goals. The internal control framework is intended to ensure correct, reliable, complete and timely financial reporting and management information.

Management's Responsibility Statement

The management is accountable for making the Company's consolidated financial statements and related information mentioned in this annual report. It believes that these financial statements fairly reflect the form and substance of transactions, and reasonably represents the company's financial condition and results of operations in conformity with Indian Generally Accepted Accounting Principles / Indian Accounting Standard.

Safe Harbour

Some of the statements in this Annual Report that are not historical facts are forward looking statements. These forward looking statements include our financial and growth projections as well as statements concerning our plans, strategies, intentions and beliefs concerning our business and the markets in which we operate. These statements are based on information currently available to us, and we assume no obligation to update these statements as circumstances change. There are risks and uncertainties that could cause actual events to differ materially from these forward looking statements. These risks include, but are not limited to, the level of market demand for our services, the highly competitive market for the types of services that we offer, market conditions that could affect our services, our ability to create, acquire and build new businesses and to grow our existing businesses, our ability to attract and retain qualified personnel, currency fluctuations and market fluctuations in India and elsewhere around the world, and other risks not specifically mentioned herein but those that are common to any industry.

DIRECTOR'S REPORT

Dear Shareholders,

Your Directors take pleasure in presenting the Thirteenth Annual Report on the business and operations of the Company along with the audited financial statements, for the financial year ended March 31, 2020

Results of our Operations

Rs. in Lakhs

Particulars	Standalone		Consolidated	
	2019-20	2018-19	2019-20	2018-19
Sales and Other Income	8,480.39	5,488.58	38,864.94	37,016.99
Profit / (Loss) before Depreciation, Interest and Tax & Exceptional items	4,715.63	4,050.57	28,201.78	27,348.47
Finance Costs	536.30	3,471.85	15,344.83	19,279.38
Depreciation and Amortisation	83.45	1.14	9,152.29	11,373.83
Profit / (Loss) before Tax	4,095.88	577.58	3,704.66	(3,304.74)
Less : Provision for Tax	-	-	-	13.59
Profit / (Loss) for the year	4,095.88	577.58	3,704.66	(3,318.33)
Profit / (Loss) from discontinued operations	(1,162.43)	(1,226.65)	(1,716.55)	(1,545.97)
Other Comprehensive Income	10.62	(1.68)	78.06	(96.72)
Total Comprehensive Profit/(Loss) for the year	2,944.07	(650.75)	2,066.17	(4,961.02)
Non-Controlling Interest	-	-	(319.77)	25.24
Total Comprehensive Profit / (Loss) for the Year attributable to shareholders of the Company	2,944.07	(650.75)	2,385.94	(4,986.26)

Business Performance

With assets located across some of the best wind sites of the country, the Company has seen a steady increase in its revenues and operating profitability over the years. The Company has a good mix of renewable projects spread across several states. A healthy mix of old and new assets ensures steady and consistent generation of units. The problems associated with grid back down have now been resolved and the power plants continue to operate in an environment wherein grid availability continues to remain at elevated levels – excess of 95%.

For the year, the REC market continued to remain buoyant on the back of steady demand. Average price realizations for the certificate stood at Rs. 1,643 for the year as against average realization of Rs. 1,188 during previous year. The optimism in the market is expected to persist over the coming years on the back of robust demand.

COVID-19 is the most tumultuous, most catastrophic and the most defining epoch of our lifetime. With no precedence, it has rattled lives and economies across the world, and India has not been spared either. The Government's decision to put the country into full lockdown during the latter phase of the fourth quarter had no impact on the Company performance.

Performance at Consolidated Level

Revenues on consolidated basis for the year stood at Rs.38,864.94 lakhs as against Rs.37,016.99 lakhs reported for the corresponding period last year.

EBITDA for the year stood at Rs. 28,201.78 lakhs as against Rs. 27,348.47 lakhs during previous year. EBITDA margins stood at 73% for both years as well.

Depreciation for the year stood at Rs. 9,152.29 lakhs as against Rs. 11,373.83 lakhs recognized during last year. During the year, based on a technical assessment on the

useful life of wind mills through an independent valuer, the useful life of certain windmills has been revised from 22 years to 27 years. This revision of useful life on a consolidated basis resulted in reduction in depreciation expense for the year by Rs.2,380.61 lakhs.

Interest expense for the year stood at Rs. 15,344.83 lakhs as against the previous year of Rs.19,279.38 lakhs.

Profit after tax for the year stood at Rs. 3,704.66 lakhs as against a loss of Rs. 3,318.33 lakhs reported for last year.

The loss from discontinued operations stood at Rs. 1,716.55 lakhs as against Rs. 1,545.97 lakhs in previous year.

Scheme of Arrangement

During the year, the Board of Directors of the Company, at their meeting held on 30th January 2020 has approved the Draft Scheme of Arrangement. The Company through Scheme of Arrangement aims at providing the fair and true financial position of the Company. Under the Scheme of Arrangement, the Company proposes to reduce, its Issued, Subscribed, Paid Up Equity Share Capital ("Paid Up Capital"), its Securities Premium Account ("Securities Premium" or "SPA") and provision for doubtful debts/investments/assets to create a Business Reconstruction Reserve Account ("BRR Account") which shall be utilized to neutralize cash business losses, doubtful investments, loans, advances, impaired assets etc in the manner as provided under the terms of the Scheme of Arrangement.

Upon the Scheme coming into effect and as on the Appointed Date, the equity share capital of the Company being Rs. 7,507,239,770 divided into 750,723,977 equity shares of Rs.10 each, shall be reduced to Rs. 3,753,619,885 divided into 750,723,977 equity shares of Rs.5 each. In essence, the issued, subscribed and paid up equity share capital of the Company as on the Appointed Date shall be reduced by Rs. 3,753,619,885/- ("Reduced Capital Amount"). The amount of Rs. 3,753,619,885, Rs. 4,695,209,520 and Rs. 1,816,843,400 shall be transferred from Equity Share Capital, Securities premium account and Provisions carried against doubtful assets account respectively to Business Reconstruction reserve account.

The Company through this Scheme of Arrangement by creating the BRR Account on reducing the Paid Up Capital,

Securities Premium and provision for doubtful debts/investments/assets would utilize the same in the manner as provided below.

The BRR balance created under Scheme of Arrangement shall be utilized to adjust and write-off the same against:

- A) Identified Cash Business Losses to the extent of Rs. 614.75 crores incurred by the Company up to the Financial Year 31st March 2017;
- B) Identified doubtful investments, loans and advances and interest thereon amounting to Rs. 181.68 crores.
- C) Losses on account of Impairment of assets/investments/intangibles/Advances in the books of account of Company if any, for forthcoming two financial years from the date of scheme becoming effective;
- D) Upon the completion of 2 years from the Effective Date of the Scheme of Arrangement, the residual balances, if any, standing to the credit of BRR shall be transferred to Securities Premium account.

The Scheme of Arrangement has been formulated and presented under section 52, 66, 230 and other applicable provisions of the Companies Act, 2013. Pursuant to this Scheme, the interests of any shareholder or creditor or any stakeholders would not be prejudiced or affected. The restructuring exercise would only allow the Company to represent and arrive at its true, fair and correct financial position.

Consolidated Financial Statements

The Consolidated Financial Statements of the Company and its subsidiaries, prepared in accordance with the accounting principles generally accepted in India, including the Indian Accounting Standards specified under Section 133 of the Companies Act, 2013 (the Act') read with relevant rules issued thereunder form part of the Annual Report and are reflected in the Consolidated Financial Statements of the Company.

The annual financial statements of the subsidiaries and related detailed information will be kept at the Registered Office of the Company and will be available to investors seeking information at any time.

The Company has adopted a Policy for determining Material Subsidiaries in terms of Regulation 16 (1) (c) of the Securities and Exchange Board of India (Listing Obligations and Disclosure Requirements) Regulations, 2015 ('Listing Regulations'). The Policy, as approved by the Board, are available on our website, at <http://orientgreenpower.com/Companies-Act-and-SEBI-Compliance.asp>.

Dividend

The Company has not declared any dividend due to inadequate profit earned by the Company during the year.

Share Capital

During the year under review, there is no change in the Share Capital of the Company.

Change in promoters Shareholding

During the financial year, Janati Bio Power Private Limited one of the Promoter of the Company has acquired equity shares of the company from the other Promoters Group. The details of which are as follows.

Name of the Company from whom shares are acquired	No. of Shares
SVL Limited	26,23,99,137
Nivedana Power Private Limited	3,43,35,659
Syandana Energy Private Limited	3,43,35,659

The above transactions are inter-se transfer of shares amongst Promoters and Promoters Group as a part of internal arrangement.

Particulars of Loans, guarantees and investments

The Particulars of Loans, guarantees and investments covered under Section 186 of the Companies Act, 2013 form part of the Notes to the financial statements provided in this Annual Report.

Material changes and commitments affecting financial position between the end of the financial year and date of the report

There were no material changes and commitments affecting the financial position of the Company between the end of the financial year and the date of the report.

Management Discussion and Analysis Report

Management Discussion and Analysis Report for the year under review, in terms of Regulation 34 of SEBI (Listing Obligations and Disclosure Requirements) Regulations, 2015 forms part of the Annual Report.

Subsidiaries

As at 31st March, 2020, your Company had a total of 7 subsidiaries and 4 step down subsidiaries and 1 Associate, the details of which are given elsewhere in the Annual Report under the relevant Sections.

During the year the Company has disinvested one of its wholly owned subsidiary Biobjilee Green Power Limited and accordingly ceased to be a subsidiary of the Company.

The information as required under the first proviso to sub-section (3) of Section 129 is given in Form AOC-1, is appended as Annexure 1 to the Board's Report.

Further, pursuant to the provisions of Section 136 of the Companies Act, 2013 ("Act"), financial statements of the Company, Consolidated financial statements along with the relevant documents and separate audited accounts in respect of the subsidiaries of the Companies are available in the website of the Company <http://orientgreenpower.com/Subsidiary-Accounts.asp>

Deposits

The Company has not accepted any deposits either from the shareholders or public and as such, no amount of principal or interest was outstanding as on the date of Balance Sheet.

Corporate Governance

The Company has been complying with the provisions of Corporate Governance as stipulated in Regulations 24, 27 and other relevant provisions of SEBI (Listing Obligations and Disclosure Requirements) Regulations 2015. A separate report on Corporate Governance along with Auditors' Certificate on compliance of the Corporate Governance norms as stipulated in Regulation 34(3) of the SEBI (Listing Obligations and Disclosure Requirements) Regulations 2015 forming part of this report are provided elsewhere in this Annual Report.

Internal Control System

The Company has in place, an adequate system of internal controls commensurate with its size, requirements and the nature of operations. These systems are designed, keeping in view the nature of activities carried out at each location and the various business operations. The company has documented a robust and comprehensive internal control system for all the major processes to ensure reliability of financial reporting, timely feedback on achievement of operational and strategic goals, compliance with policies, procedures, laws and regulations, safeguarding of assets and economical and efficient use of resources.

The Internal Auditor monitors and evaluates the efficacy and adequacy of internal controls system in the Company, its compliance with operating systems, accounting procedures and policies at all locations of the Company and its subsidiaries. Based on the report of internal audit, process owners undertake corrective action in their respective areas and thereby strengthen the controls. During the year, the Audit Committee met regularly to review reports submitted by the Internal Audit. All significant audit observations and follow-up actions thereon were reported to the Audit Committee. The Audit Committee also met the Company's Statutory Auditors to ascertain their views on the financial statements, including the financial reporting system, compliance to accounting policies and procedures, the adequacy and effectiveness of the internal controls and systems followed by the Company.

Your Company also has a Risk Management Framework in place covering all critical areas of operation. This framework is reviewed periodically keeping in mind the business dynamics and external environment and provides the guidelines for managing the various risks across the business.

Directors' Responsibility Statement

The financial statements are prepared in accordance with Indian Accounting Standards (Ind AS) notified under the Companies (Indian Accounting Standards) Rules, 2015 as amended from time to time, the provisions of the Act (to the extent notified) and guidelines issued by the Securities and Exchange Board of India (SEBI). The Ind AS are prescribed under Section 133 of the Companies Act, 2013 ('the Act'), read with Rule 3 of the Companies (Indian Accounting

Standards) Rules, 2015 and Companies (Indian Accounting Standards) Amendment Rules, 2016. The Company has adopted all the Ind AS standards and the adoption was carried out in accordance with applicable transition guidance. Accounting policies have been consistently applied except where a newly issued accounting standard is initially adopted or a revision to an existing accounting standard requires a change in the accounting policy hitherto in use.

The directors confirm that:

- (i) In the preparation of the annual accounts for the year ended 31st March 2020, the applicable accounting standards have been followed along with proper explanation relating to material departures if any;
- (ii) the Directors had selected such accounting policies and applied them consistently and made judgments and estimates that are reasonable and prudent so as to give a true and fair view of the state of affairs of the Company as at 31st March 2020, statement of Profit and Loss and statement of cash flows of the Company for the year ended on that date;
- (iii) the Directors had taken proper and sufficient care for the maintenance of adequate accounting records in accordance with the provisions of the Companies Act, 2013 for safeguarding the assets of the Company and for preventing and detecting fraud and other irregularities;
- (iv) the Directors had prepared the annual accounts of the Company on a 'going concern' basis.
- (v) the Directors, had laid down internal financial controls to be followed by the company and that such internal financial controls are reasonably adequate and operating effectively; and
- (vi) the Directors had devised proper systems to ensure compliance with the provisions of all applicable laws and that such systems are reasonably adequate and operating effectively.

Number of Board Meetings

The Board of Directors met 4 (four) times in the year 2019-20. The details of the board meetings and the

attendance of the Directors are provided in the Corporate Governance Report. The maximum interval between any two meetings did not exceed 120 days, as prescribed in the Companies Act, 2013.

Familiarization Program for Independent Directors

The Company will impart Familiarization Programme for new Independent Directors inducted on the Board of the Company. The Familiarization Programme of the Company will provide information relating to the Company, wind energy / renewable energy industry, business model of the Company, geographies in which Company operates, etc. The programme also intends to improve awareness of the Independent Directors on their roles, rights, responsibilities towards the Company. Further, the Familiarization Programme should also provide information relating to the financial performance of the Company and budget and control process of the Company. The format of the letter of appointment is available on our website, <http://orientgreenpower.com/Companies-Act-and-SEBI-Compliance.asp>

Directors and Key Managerial Personnel

a) Re-appointment: -

Mr. T. Shivaraman (DIN: 01312018) retires by rotation and being eligible, offers himself for re-appointment in accordance with the provisions of Section 152(6) and Articles of Association of the Company. A resolution seeking shareholders' approval for his re-appointment forms part of the Notice.

Mr. Venkatachalam Sesha Ayyar has been reappointed as Managing Director of the Company for a further period of 3 years with effect from 23.09.2019 till 22.09.2022. The same was approved by the Shareholders of the Company through Postal Ballot Process on 31st March 2020.

- b) Key Managerial Personnel – Mr. K.V. Kasturi has resigned from the position of Chief Financial Officer with effect from 31st March 2020. Ms. J. Kotteswari has been appointed as Chief Financial Officer of the Company.
- c) Independent Directors: - The Company has received the declarations from each independent directors of

the Company under Section 149(7) of the Companies Act, 2013, that they meet the criteria of independence as laid down in Section 149(6) of the Act.

Committees of the Board

The Company has following committees of the Board:

1. Audit Committee
2. Nomination & Remuneration Committee
3. Stakeholder's Relationship Committee
4. Risk Management Committee
5. Investment/Borrowing Committee
6. Corporate Social Responsibility Committee
7. Capital Reduction Committee

A detailed note on the composition of the Board and its committees is provided in the Corporate Governance Report a part of this Annual Report.

Related Party Transactions and Particulars of contracts or arrangements made with related parties.

All the related party transactions that were entered into during the Financial Year 2019-20 were on an arm's length basis and in the ordinary course of business. There are no materially significant Related Party transactions made by the Company with Promoters, Directors or Key Management Personnel etc. which may have potential conflict with the interest of the company at large.

All Related Party Transactions are presented to the Audit Committee and the Board. A statement of all related party transactions was presented before the Audit Committee specifying the nature, value and terms and conditions of the transactions.

The Related Party Transactions Policy as approved by the Board is uploaded on the Company's website at <http://orientgreenpower.com/Companies-Act-and-SEBI-Compliance.asp>

The details of the contracts or arrangements i.e. transactions with Related Parties during the year, are provided in the accompanying financial statements and also in form AOC-2 is appended as Annexure 2 to the Board's Report.

Evaluation of the Board's Performance

In compliance with the Companies Act, 2013 and SEBI (Listing Obligations and Disclosure Requirements) Regulations 2015, the performance evaluation of the Board was carried out during the year under review. More details on the same are given in the Corporate Governance Report.

Prevention of Sexual Harassment at workplace

The Company has always provided a congenial atmosphere for work to all the employees that is free from discrimination and harassment including sexual harassment. It has provided equal opportunities of employment to all without regard to their caste, religion, colour, marital status and sex. There were no cases reported during the financial year under the said policy.

Audit reports and Auditors

Audit reports

1. The Auditors' Report for the year 2019- 2020 does not contain any qualification, reservation or adverse remark. The Auditors' Report is enclosed with the financial statements in this Annual Report.
2. The Secretarial Auditors' Report for the year 2019-2020 does not contain any qualification, reservation or adverse remark. The Secretarial Auditors' Report is enclosed as Annexure 3 to the Board's report.
3. As required by the Listing Regulations, the auditors' certificate on corporate governance is enclosed. The auditors' certificate for Year 2019-2020 does not contain any qualification, reservation or adverse remark.

Auditors

Statutory Auditor

M/s. G.D.Apte & Co, (Registration No.100515W) Chartered Accountants, Mumbai had been appointed as Statutory Auditors of the Company as per Section 139 of the Companies Act, 2013 for a period of 5 years from the conclusion of Tenth Annual General Meeting till the conclusion of Fifteenth Annual General Meeting, by the members at the Annual General Meeting held on August 09, 2017.

Internal Auditor

Internal Audit of the company is handled by M/s. Sundar Sridhar & Sridhar, an independent Chartered Accountant firm, for evaluating the adequacy of internal controls and concurrently reviews majority of the transactions in value terms.

Independence of the firm and compliance is ensured by the direct reporting of the firm to the Audit Committee of the Board.

Secretarial Auditor

Pursuant to the provisions of Section 204 of the Companies Act, 2013 and the Companies (Appointment and Remuneration of Managerial Personnel) Rules, 2014, M/s. M Alagar & Associates, Practising Company Secretary, CP No. 8196 were appointed as Secretarial Auditors for the financial year 2019-20, to audit the secretarial and related documents of the Company.

Secretarial Compliance Report

A Secretarial Compliance Report for the financial year ended 31st March, 2020 on compliance of all applicable SEBI Regulations and circulars/guidelines issued thereunder, was obtained from M/s. M Alagar & Associates, Secretarial Auditors, and submitted to both the stock exchanges.

Insider Trading

In compliance with the SEBI (Prohibition of Insider Trading) Regulations, 2015, as amended, your Company has instituted a comprehensive Code titled as "Orient Green Power Company Limited Code of Conduct" which lays down guidelines and advises the Directors and Employees of the Company on procedures to be followed and disclosures to be made while dealing in securities of the Company.

Conservation of energy, research and development, technology absorption, foreign exchange earnings and outgo

The information on conservation of energy, technology absorption and foreign exchange earnings and outgo stipulated under Section 134(3) (m) of the Companies Act, 2013 read with Rule 8 of The Companies (Accounts) Rule 2014, is appended as Annexure- 4 to the Board's report.

Particulars of Employees

The Information as required under Section 197(12) of the Companies Act, 2013, read with Rule 5(1) of the Companies (Appointment and Remuneration of Managerial Personnel) Rules, 2014 is appended as Annexure- 5 to the Board's report.

The Information as required under Rule 5(1) & Rule 5 (2) of the Companies (Appointment and Remuneration of Managerial Personnel) Rules, 2014 is provided in an annexure forming part of this Annual report. In terms of the first provision to Section 136 of the Act, the report and accounts are being sent to members excluding the aforesaid Annexure. Any member interested in obtaining the same may write to the Company Secretary at the Registered office of the Company. None of the employees listed in the said annexure are related to any directors of the Company.

Significant and Material orders

There are no significant and material orders passed by the regulators or courts or tribunals impacting the going concern status and Company's operations in future.

Compliance with Secretarial Standards

During the year under review, the Company has complied with all the applicable Secretarial Standards.

Extract of Annual Returns

As per the requirements of Section 92(3) of the Act and the rules framed thereunder, the extract of the annual return for FY-20 is given in Annexure 6 in the prescribed Form No. MGT-9, which is a part of Board's Report.

Board Policies

The details of the policies approved and adopted by the Board are as follows:

Whistleblower Policy (Policy on Vigil Mechanism)

The company has adopted a whistle blower mechanism for directors and employees to report concerns about unethical behavior, actual or suspected fraud, or violation of the company's code of conduct and ethics. Details of the policy are available on our website, at <http://orientgreenpower.com/Companies-Act-and-SEBI-Compliance.asp> Whistle Blower Policy.

Insider Trading Policy

The policy provides the framework in dealing with securities of the Company. Details of the policy are available on our website, at <http://orientgreenpower.com/Companies-Act-and-SEBI-Compliance.asp> to regulate, Monitor and Report trading by Insiders.

Policy for Determining Materiality for Disclosures

The policy applies to disclosures of material events affecting the Company and its subsidiaries. Details of the policy are available on our website, at <http://orientgreenpower.com/Companies-Act-and-SEBI-Compliance.asp> for Determining Materiality of Events.

Nomination and Remuneration Policy

This policy formulates the criteria for determining qualifications, competencies, positive attributes and independence for the appointment of the director (Executive/ non-executive) and also the criteria for determining the remunerations of the directors, Key Managerial Personnel, senior management. Details of the policy are available on our website, at <http://orientgreenpower.com/Companies-Act-and-SEBI-Compliance.asp>

Corporate Social Responsibility Policy

The policy outlines the company's strategy to bring about a positive impact on society through programs relating to hunger, poverty, education, healthcare, environment and lower its resource footprint. Details of the CSR policy are available on our website, at <http://orientgreenpower.com/Companies-Act-and-SEBI-Compliance.asp>

Policy on Material Subsidiaries

The policy is used to determine the material subsidiaries of the company. Details of the policy are available on our website, at <http://orientgreenpower.com/Companies-Act-and-SEBI-Compliance.asp>

Related Party Transactions Policy

The policy regulated all transactions between the company and its related parties. Details of the policy are available on our website, at <http://orientgreenpower.com/Companies-Act-and-SEBI-Compliance.asp>

Documents Retention and Archival Policy

The policy deals with the retentions and archival of corporate records of the Company and all its subsidiaries. Details of the policy are available on our website, at <http://orientgreenpower.com/Companies-Act-and-SEBI-Compliance.asp>

Succession Planning

The Nomination and Remuneration Committee of the Board ('NRC') oversees matters related to succession planning of Directors, Senior Management and other Key Executives of the Company

Investor Education and Protection Fund (IEPF)

Pursuant to the applicable provisions of the Companies Act, 2013, read with the IEPF Authority (Accounting, Audit, Transfer and Refund) Rules, 2016 ('the Rules'), any Application money received by the company for allotment of securities and due for refund shall be transferred to the IEPF established by the Central Government, after the completion of seven years. Further, according to the Rules, the amounts which have not been paid or claimed by the shareholders for seven consecutive years or more shall also be transferred to the IEPF account created by the IEPF Authority. Accordingly, on 5th October 2017 unclaimed Share Application money amounting to Rs. 16,750 has been transferred to IEPF account as per the requirements of the IEPF rules.

Disclosure requirements

- The Company complies with all applicable mandatory Secretarial Standards issued by the Institute of Company Secretaries of India.

- None of the Auditors of the Company have reported any fraud as specified under the second proviso of Section 143 (12) of the Companies Act, 2013 (including any statutory modification(s) or re-enactment(s) thereof for the time being in force);
- The Company does not have any scheme or provision of money for the purchase of its own shares by employees/ Directors or by trustees for the benefit of employees/ Directors; and
- The Company has not issued equity shares with differential rights as to dividend, voting or otherwise.

Green Initiative

Electronic copy of the Annual Report for FY2020 and the Notice of the ensuing AGM is being sent to all shareholders whose email addresses are available in demat account and registered with Company's Registrar and Share Transfer Agent. As per the General Circular No. 20/2020 of Ministry of Corporate Affairs dated May 5, 2020, shareholders holding shares in demat form are requested to update their email addresses with their Depository Participant(s) and for shareholders holding shares in physical form, should get their email registered with Link Intime India Private Limited, Company's Registrar and Share Transfer Agent.

Appreciation

Your Directors wish to convey their deep appreciation to all the employees, customers, vendors, investors, Bankers, Financial Institutions for their sincere and dedicated services as well as their collective contribution to the Company's performance.

Your Directors also thank the Government of India, Government of various States in India and concerned Government Departments for their co-operation.

For and on behalf of the Board of Directors

Chennai
June 10, 2020

Venkatachalam Sesha Ayyar
Managing Director
DIN: 06698233

T.Shivaraman
Director
DIN: 01312018

Annexure - 1

Form AOC -1 (Part-A)

(Rs. in Lakhs)

S.No	Name of the subsidiary	Reporting currency and Exchange rate as on the last date of the relevant Financial year in the case of foreign subsidiaries.	Share capital	Reserves & surplus	Total assets	Total Liabilities	Investments	Turnover	Profit/ (Loss) before taxation	Provision for taxation	Profit/ (Loss) after taxation	Proposed Dividend	% of shareholding
1	Amrit Environmental Technologies Pvt Ltd	INR	1,700.00	(7,972.41)	1,490.94	7,763.35	-	-	(650.72)	-	(650.72)	-	74.00%
2	Beta Wind Farm Pvt Ltd	INR	3,530.36	(13,279.73)	1,70,077.58	1,79,826.95	-	23,506.97	(997.58)	-	(997.58)	-	74.00%
3	Orient Green Power Europe B.V.	EURO*	3,355.48	(843.91)	8,045.15	5,533.58	-	1,678.53	(39.48)	-	(39.48)	-	100.00%
4	Bharat Wind Farm Limited	INR	7,170.93	3,400.51	37,835.03	27,263.59	-	5,017.14	(23.03)	-	(23.03)	-	100.00%
5	Gamma Green Power Pvt Ltd	INR	2,792.28	(14,634.52)	10,801.07	22,643.31	-	2,355.25	420.30	-	420.30	-	72.50%
6	Statt Orient Green Power Pvt Ltd #	LKR*	1,075.66	(1,038.23)	113.65	76.22	-	-	(944.25)	-	(944.25)	-	90.00%
7	Biobjilee Green Power Limited # &	INR	-	-	-	-	-	-	(0.32)	-	(0.32)	-	NA
8	Orient Green Power (Maharashtra) Pvt Ltd #	INR	1,900.00	(35.26)	1,902.57	37.83	-	-	(1.13)	-	(1.13)	-	100.00%

* Ex Rates as on 31.03.2020	Currency	Balance Sheet	Profit & Loss
	1 Euro	Rs. 82.2143	Rs. 78.6473
	1 LKR	Rs. 0.3890	Rs. 0.3918

The Reporting period for the subsidiaries are same as that of the Holding Company,i.e., March 31, 2020.

The Subsidiary is yet to commence operations.

& The subsidiary is disposed during the year.

Chennai
June 10, 2020

T. Shivaraman
Vice Chairman
DIN: 01312018

J. Kotteswari
Chief Financial Officer

For and on behalf of the Board of Directors

Venkatachalam Sesha Ayyar
Managing Director
DIN: 06698233

P. Srinivasan
Company Secretary



Form AOC -1 (Part- B)

(Rs. in Lakhs)

Sl. No	Name of the Associate	Pallavi Power And Mines Ltd #
1	Last Audited Balance Sheet Date	31-Mar-19
2	Shares of the Associate held by the company on the year end (in nos.)	7,20,000
3	Amount of Investment in Associate	720.00
4	Extent of Holding %	38.87%
5	Description of how there is Significant Influence	There is significant influence due to percentage(%) of equity share capital
6	Reason why the Associate is not Consolidated	Equity Method of Accounting for Profits of Associate is adopted
7	Net worth attributable to shareholders as per latest audited Balance Sheet	643.26
8	Profit/(loss) for the year	0.19
	(i) Considered in Consolidation**	-
	(ii) Not Considered in Consolidation	0.19

The Associate is yet to commence operations.

** As the Company impaired the entire amount of its investment in the Associate, Share of losses for the subsequent periods have not been considered in Consolidation.

For and on behalf of the Board of Directors

T. Shivaraman
Vice Chairman
DIN: 01312018

Venkatachalam Sesa Ayyar
Managing Director
DIN: 06698233

Chennai
June 10, 2020

J. Kotteswari
Chief Financial Officer

P. Srinivasan
Company Secretary

Annexure - 2

Form No. AOC-2

(Pursuant to clause (h) of sub-section (3) of section 134 of the Act and Rule 8(2) of the Companies (Accounts) Rules, 2014)

Form for disclosure of particulars of contracts/arrangements entered into by the company with related parties referred to in sub-section (1) of section 188 of the Companies Act, 2013 including certain arms length transactions under third proviso thereto

1. Details of contracts or arrangements or transactions not at arm's length basis: Nil
2. Details of material contracts or arrangement or transactions at arm's length basis:

S. No	Name(s) of the related party and nature of relationship	Nature of contracts/ arrangements / transactions	Duration of the contracts / arrangements / transactions	Salient terms of the contracts or arrangements or transactions including the value, if any	Date(s) of approval by the Board, if any	Amount Received / (paid) as advances, if any (Rs. In lakhs)	Transaction Amount in Rs. Lakhs
1	Beta Wind Farm Private Limited	Rental Income	For the financial year 2019-20.	Sharing of resources	January 24, 2019	NIL	205.00
		Reimbursements of expenses	The contract may be extended for further period as mutually agreed by the parties.		January 24, 2019	NIL	59.00
		Management and consultancy Service Fees		Management service fee paid	January 24, 2019	NIL	364.33
		Windmill Operation and Maintenance services	For a period of one year. The contract may be extended for further periods as mutually agreed by the parties.	Operation and Maintenance services to wind mills at various locations across Andhra pradesh, Tamilnadu, Gujarat and karnataka	January 24, 2019	NIL	2,839.24

For and on behalf of the Board of Directors

Chennai
June 10, 2020

Venkatachalam Sesha Ayyar
Managing Director
DIN: 06698233

T.Shivaraman
Director
DIN: 01312018

Annexure - 3

Form No. MR-3
SECRETARIAL AUDIT REPORT
For the Financial Year 2019-2020

[Pursuant to Section 204(1) of the Companies Act, 2013 and Rule No.9 of the
 Companies(Appointment and Remuneration Personnel) Rules, 2014]

To,
 The Members,

Orient Green Power Company Limited

We have conducted the secretarial audit of the compliance of applicable statutory provisions and the adherence to good corporate practices by **Orient Green Power Company Limited (hereinafter called the "Company")**. Secretarial Audit was conducted in a manner that provided me a reasonable basis for evaluating the corporate conducts/ statutory compliances and expressing my opinion thereon.

Based on my verification of the **Orient Green Power Company Limited** books, papers, minute books, forms and returns filed and other records maintained by the Company and also the information provided by the Company, its officers, agents and authorized representatives during the conduct of secretarial audit, We hereby report that in my opinion, the Company has, during the audit period covering the Financial Year ended March 31, 2020 ("**Audit Period**") complied with the statutory provisions listed hereunder and also that the Company has proper Board processes and compliance mechanism in place to the extent, in the manner and subject to the reporting made hereinafter:

We have examined the books, papers, minute books, forms and returns filed and other records maintained by "the Company" for the Financial Year ended March 31, 2020 according to the provisions of:

- | | |
|--|---|
| <p>a) The Companies Act, 2013 ('Act') and the rules made thereunder, as amended from time to time;</p> <p>b) The Securities Contracts (Regulation) Act, 1956 ('SCRA') and the rules made thereunder, as amended from time to time;</p> | <p>c) The Depositories Act, 1996 and the Regulations and Bye-laws framed thereunder, as amended from time to time;</p> <p>d) Foreign Exchange Management Act, 1999 and the rules and regulations made thereunder to the extent of Foreign Direct Investment, Overseas Direct Investment and External Commercial Borrowings, as amended from time to time;</p> <p>e) The following Regulations and Guidelines prescribed under the Securities and Exchange Board of India Act, 1992 ('SEBI Act'), as amended from time to time:-</p> <p>f) The Securities and Exchange Board of India (Substantial Acquisition of Shares and Takeovers) Regulations, 2011;</p> <p>g) The Securities and Exchange Board of India (Prohibition of Insider Trading) Regulations, 2015;</p> <p>h) The Securities and Exchange Board of India (Issue of Capital and Disclosure Requirements) Regulations, 2018;</p> <p>i) The Securities and Exchange Board of India (Share Based Employee Benefits) Regulations, 2014;</p> <p>j) The Securities and Exchange Board of India (Registrars to an Issue and Share Transfer Agents) Regulations, 1993 regarding dealing with client;</p> <p>k) The Securities and Exchange Board of India (Listing Obligations and Disclosure Requirements) Regulations, 2015;</p> <p>l) The Securities and Exchange Board of India (Delisting of Equity Shares) Regulations, 2009;</p> |
|--|---|

- m) The Securities and Exchange Board of India (Buyback of Securities) Regulations, 2018.
- n) Secretarial Standards issued by the Institute of Company Secretaries of India ('ICSI') and notified as on date.
- o) The following industry specific laws and the rules, regulations framed thereunder;
 - i. The Electricity Act, 2003

We further report that based on the explanation given, information received, and process explained, there are adequate systems and processes in the Company commensurate with the size and operations of the Company to monitor and ensure compliance with applicable labour laws, rules, regulations and guidelines. The Company has confirmed compliance with applicable industry Specific Laws, Industrial & Labour laws;

We further report that the Board of Directors of the Company is duly constituted with proper balance of Executive Directors, Non-Executive Directors, Independent Directors and a Women Director. The changes in the composition of the Board of Directors that took place during the period under review were carried out in compliance with the provisions of the Act.

Adequate notice is given to all directors to schedule the Board Meetings, agenda and detailed notes on agenda were

sent to them at least seven days in advance, and a system exists for seeking and obtaining further information and clarifications on the agenda items before the meeting and for meaningful participation at the meeting.

We further report that there were no other specific events / actions in pursuance of the above referred laws, rules, regulations, guidelines, etc., having major bearing on the Company's affairs except as detailed below;

We Further report that during the audit period the Company had;

Through the postal ballot dated March 31, 2020, accorded approval for:

- a. Mr Venkatachalam Sesha Ayyar, was re-appointment as the Managing Director of the Company for further period of 3 years from 23.09.2019 till 22.09.2022.

**For M. Alagar & Associates
(Practicing Company Secretary)**

**M. Alagar
FCS No: 7488
CoP No.: 8196**

Chennai

UDIN No. F007488B000349434

This Report is to be read with our letter of even date which is annexed as Annexure A and forms an integral part of this report.

'Annexure A'

- To,**
The Members
- Our report of even date is to be read along with this letter.
1. Maintenance of Secretarial record is the responsibility of the management of the Company. Our responsibility is to express an opinion on these secretarial records based on our audit.
 2. We have followed the audit practices and process as were appropriate to obtain reasonable assurance about the correctness of the contents of the Secretarial records. The verification was done on test basis to ensure that correct facts are reflected in Secretarial records. We believe that the process and practices, we followed provide a reasonable basis for our opinion.
 3. We have not verified the correctness and appropriateness of financial records and Books of Accounts of the Company.
 4. Where ever required, we have obtained the Management representation about the Compliance of laws, rules and regulations and happening of events etc.
 5. The Compliance of the provisions of corporate and other applicable laws, rules, regulations, standards is the responsibility of management. Our examination was limited to the verification of procedure on test basis.
 6. The Secretarial Audit report is neither an assurance as to the future viability of the Company nor of the efficacy or effectiveness with which the management has conducted the affairs of the Company.

**For M.Alagar & Associates
(Practicing Company Secretary)**

M.Alagar

FCS No: 7488

CoP No.: 8196

Chennai

Annexure - 4

A. Conservation of Energy

Adequate measures are taken to ensure energy savings through power factor correction at the Wind Mills. Various other power saving measures are taken at our office premises.

B. Technology Absorption

1. Training

In-house training programs are conducted by field experts to enrich the knowledge of the employees on safety, Environment and Technical topics.

2. Expenditure on R & D – Nil

C. Foreign Exchange Earning and Outgo

(Rs. In Lakhs)

	2019-20	2018-19
Foreign Exchange Earned	Nil	Nil
Outgo of foreign exchange value of imports (CIF)	Nil	Nil
Capital Goods	Nil	Nil
Expenditure in Foreign Currencies	Nil	18.59
Remittance of Dividends	Nil	Nil

For and on behalf of the Board of Directors

Chennai
June 10, 2020

Venkatachalam Sesha Ayyar
Managing Director
DIN: 06698233

T.Shivaraman
Director
DIN: 01312018

Annexure-5

Details pursuant to the provisions of Section 197(12) of the Companies Act, 2013 read with Rule 5(1) of the Companies (Appointment and Remuneration of Managerial Personnel) Rules, 2014

Relevant clause u/r 5(1)	Prescribed Requirement	Particulars
(i)	Ratio of the remuneration of each director to the median remuneration of the employees of the company for the financial year	Ratio of the remuneration of Shri. Venkatachalam Sesha Ayyar, Managing Director to the median remuneration of the employees – 1:0.81
(ii)	Percentage increase in remuneration of each Director, Chief Financial Officer, Chief Executive Officer, Company Secretary or Manager, if any, in the financial year	Shri. Venkatachalam Sesha Ayyar, MD & CEO – Nil Shri. K V Kasturi, CFO - Nil Shri. P. Srinivasan -CS - 5.1 %
(iii)	Percentage increase in the median remuneration of employees in the financial year	Employees excluding Managerial Personnel – 0.2 % Managerial Personnel -Nil
(iv)	Number of permanent employees on the rolls of company	08 Nos.
(v)	Average percentile increase already made in the salaries of employees other than the managerial personnel in the last financial year and its comparison with the percentile increase in the managerial remuneration and justification thereof and point out if there are any exceptional circumstances for increase in the managerial remuneration	Average increase in remuneration of Managerial Personnel – Nil Average increase in remuneration of employees other than the Managerial Personnel – 0.2 %
(vi)	Affirmation that the remuneration is as per the remuneration policy of the company	The remuneration is as per the Nomination and Remuneration Policy for the Directors, Key Managerial Personnel and Other Employees of the Company, formulated pursuant to the provisions of section 178 of the Companies Act, 2013

Information as per Rule 5 of Companies (Appointment and Remuneration Rules, 2014)

The statement containing names of top ten employees in terms of remuneration drawn and the particulars of employees as required under Section 197(12) of the Act read with Rule 5(2) and 5(3) of the Companies (Appointment and Remuneration of Managerial Personnel) Rules, 2014, is provided in a separate annexure forming part of this report. Further, the report and the accounts are being sent to the Members excluding the aforesaid annexure. In terms of Section 136 of the Act, the said annexure is open for inspection at the Registered Office of the Company. Any Member interested in obtaining a copy of the same may write to the Company Secretary.

For and on behalf of the Board of Directors

Chennai
June 10, 2020

Venkatachalam Sesha Ayyar
Managing Director
DIN: 06698233

T.Shivaraman
Director
DIN: 01312018

ANNEXURE- 6

Form No.MGT-9

Extract of Annual Return as on the financial year ended on 31st March, 2020

[Pursuant to section 92(3) of the Companies Act, 2013 and rule 12(1) of the Companies (Management and Administration) Rules, 2014]

I. REGISTRATION AND OTHER DETAILS:

i	CIN	L40108TN2006PLC061665
ii	Registration Date	December 6, 2006
iii	Name of the Company	M/s. Orient Green Power Company Limited
iv	Category/Sub-Category of the Company	Company limited by shares/ Indian- non Government Company
v	Address of the Registered office and contact details	Sigappi Achi Building, 4 th Floor, 18/3 Rukmini Lakshmi pathi Road, Egmore, Chennai- 600008. Phone No: 044 - 49015678 Email ID: complianceofficer@orientgreenpower.com
vi	Whether listed company Yes / No	Yes
vii	Name, Address and Contact details of Registrar and Transfer Agent, if any	M/s. Link Intime India Private Limited C 101, 247 Park, L.B.S Marg, Vikhroli (West), Mumbai - 400 083, India Tel: + 91 22 49186000 Fax: + 91 22 49186060 Email: rnt.helpdesk@linkintime.co.in Website: www.linkintime.co.in

II. PRINCIPAL BUSINESS ACTIVITIES OF THE COMPANY

All the business activities contributing 10% or more of the total turnover of the company shall be stated:-

Sr. No.	Name and Description of main products/ services	NIC Code of the Product/ services	% to total turnover of the company
1.	Power Generation based on Renewable sources	35106 - Production, collection and distribution of electricity	100%

III. PARTICULARS OF HOLDING, SUBSIDIARY AND ASSOCIATE COMPANIES

Sl. No.	Name and Address of the Company	CIN/GLN	Holding / Subsidiary/ Associate	% if Shares held	Applicable Section
1	Amrit Environmental Technologies Pvt. Ltd Sigappi Achi Building, 4 th Floor, 18/3 Rukmini Lakshmi pathi Road, Egmore; Chennai-600008	U90002TN2001PTC076734	Subsidiary	74 %	2 (87)

Sl. No.	Name and Address of the Company	CIN/GLN	Holding / Subsidiary/ Associate	% if Shares held	Applicable Section
2	Beta Wind Farm Private Limited (BETA) Sigappi Achi Building, 4 th Floor, 18/3 Rukmini Lakshmipathi Road, Egmore; Chennai-600008	U40100TN2009PTC070860	Subsidiary	74%	2 (87)
3	Bharath Wind Farm Limited (BWFL) Sigappi Achi Building, 4 th Floor, 18/3 Rukmini Lakshmipathi Road, Egmore; Chennai-600008	U31101TN2006PLC061881	Subsidiary (Wholly Owned)	100%	2 (87)
4	Clarion Wind Farm Private Limited Sigappi Achi Building, 4 th Floor, 18/3 Rukmini Lakshmipathi Road, Egmore; Chennai-600008	U40106TN2008PTC067781	Subsidiary of BWFL	72.35%	2 (87)
5	Gamma Green Power Private Limited Sigappi Achi Building, 4 th Floor, 18/3 Rukmini Lakshmipathi Road, Egmore; Chennai-600008	U40102TN2009PTC073976	Subsidiary	72.50%	2 (87)
6	Orient Green Power (Maharashtra) Private Limited Sigappi Achi Building, 4 th Floor, 18/3 Rukmini Lakshmipathi Road, Egmore; Chennai-600008	U40105TN2015PTC102301	Subsidiary (Wholly Owned)	100%	2 (87)
7	Orient Green Power (Europe), BV (OGPE) S-Gravelandseweg, 334 3125 BK, Schiedam, Netherlands	Foreign Company	Subsidiary (Wholly Owned)	100%	2 (87)
8	Statt Orient Energy Private Limited 410/20, Galle Road, Colombo – 03 Srilanka.	Foreign Company	Subsidiary	90%	2 (87)
9	Orient Green Power d.o.o Noemvri bb, Skopje, Republic of Macedonia.	Foreign Company	Subsidiary of OGPE	64%	2 (87)
10	Vjetro Elektrana Crno Brdo d.o.o., Croatia Sibenik, Krapnjka, 8, Croatia	Foreign Company	Subsidiary of OGPE	50.96%	2 (87)
11	Beta Wind Farm (Andhra Pradesh) Private Limited Sigappi Achi Building, 4 th Floor, 18/3 Rukmini Lakshmipathi Road, Egmore; Chennai-600008	U40100TN2016PTC110776	Subsidiary of BETA	100 %	2 (87)
12	Pallavi Power and Mines Limited 556(P), Bayababa Lane, Bhubaneswar, Orissa 753022	U13100OR2005PLC008162	Associate	38.87 %	2(6)

IV. Share Holding Pattern (Equity Share Capital Breakup as percentage of Total Equity):

i. Category-wise Share Holding

Sr No	Category of Shareholders	Shareholding at the beginning of the year – 2019				Shareholding at the end of the year - 2020				% Change during the year
		Demat	Physical	Total	% of Total Shares	Demat	Physical	Total	% of Total Shares	
(A)	Shareholding of Promoter and Promoter Group									
[1]	Indian									
(a)	Individuals / Hindu Undivided Family	-	-	-	-	-	-	-	-	-
(b)	Central Government / State Government(s)	-	-	-	-	-	-	-	-	-
(c)	Financial Institutions / Banks	-	-	-	-	-	-	-	-	-
(d)	Bodies Corporate	365812640	-	365812640	48.728	365812640	-	365812640	48.7280	-
(e)	Aby Other	-	-	-	-	-	-	-	-	-
	Sub Total (A)(1)	365812640	-	365812640	48.728	365812640	-	365812640	48.7280	-
[2]	Foreign									
(a)	Individuals (Non-Resident Individuals / Foreign Individuals)	-	-	-	-	-	-	-	-	-
(b)	Government	-	-	-	-	-	-	-	-	-
(c)	Institutions	-	-	-	-	-	-	-	-	-
(d)	Foreign Portfolio Investor	-	-	-	-	-	-	-	-	-
(e)	Any Other (Specify)									
	Bodies Corporate	-	-	-	-	-	-	-	-	-
	Sub Total (A)(2)	-	-	-	-	-	-	-	-	-
	Total Shareholding of Promoter and Promoter Group(A)=(A)(1)+(A)(2)	365812640	-	365812640	48.728	365812640	-	365812640	48.7280	-
(B)	Public Shareholding									
[1]	Institutions									
(a)	Mutual Funds / UTI	-	-	-	-	-	-	-	-	-
(b)	Venture Capital Funds	-	-	-	-	-	-	-	-	-
(c)	Alternate Investment Funds	12193422	-	12193422	1.6242	12193422	-	12193422	1.6242	-
(d)	Foreign Venture Capital Investors	-	-	-	-	-	-	-	-	-
(e)	Foreign Portfolio Investor	17422864	-	17422864	2.3208	12544256	-	12544256	1.6710	-0.6498
(f)	Financial Institutions / Banks	42067627	-	42067627	5.6036	33599921	-	33599921	4.4756	-1.1280
(g)	Insurance Companies	-	-	-	-	-	-	-	-	-
(h)	Provident Funds/ Pension Funds	-	-	-	-	-	-	-	-	-

Sr No	Category of Shareholders	Shareholding at the beginning of the year – 2019				Shareholding at the end of the year - 2020				% Change during the year
		Demat	Physical	Total	% of Total Shares	Demat	Physical	Total	% of Total Shares	
(i)	Any Other (Specify)									
	Sub Total (B)(1)	71683913	-	71683913	9.5486	58337599	-	58337599	7.7708	-1.7778
[2]	Central Government / State Government(s) / President of India	-	-	-	-	-	-	-	-	-
	Sub Total (B)(2)	-	-	-	-	-	-	-	-	-
[3]	Non-Institutions									
(a)	Individuals									
(i)	Individual shareholders holding nominal share capital upto Rs. 1 lakh.	27616681	2869	27619550	3.6791	27945188	2869	27948057	3.7228	0.0437
(ii)	Individual shareholders holding nominal share capital in excess of Rs. 1 lakh	83467884	-	83467884	11.1183	42907150	-	42907150	5.7154	-5.4029
(b)	NBFCs registered with RBI	11534	-	11534	0.0015	-	-	-	-	-0.0015
(c)	Employee Trusts	-	-	-	-	-	-	-	-	-
(d)	Overseas Depositories(holding DRs) (balancing figure)	-	-	-	-	-	-	-	-	-
(e)	Any Other (Specify)	-	-	-	-	-	-	-	-	-
	Hindu Undivided Family	2861767	-	2861767	0.3812	4014101	-	4014101	0.5347	0.1535
	Foreign Companies	163906671	-	163906671	21.8331	163906671	-	163906671	21.8331	-
	Non Resident Indians (Non Repat)	428198	-	428198	0.057	1228881	-	1228881	0.1637	0.1067
	Non Resident Indians (Repat)	1074706	-	1074706	0.1432	1186854	-	1186854	0.1581	0.0149
	Clearing Member	1297079	-	1297079	0.1728	50707166	-	50707166	6.7544	6.5816
	Bodies Corporate	32560035	-	32560035	4.3372	45599160	-	34674858	4.6189	0.2817
	Sub Total (B)(3)	313224555	2869	313227424	41.7233	337495171	2869	337498040	43.5012	1.7779
	Total Public Shareholding (B)=(B)(1)+(B)(2)+(B)(3)	384908468	2869	384911337	51.272	384908468	2869	384911337	51.272	-
	Total (A)+(B)	750721108	2869	750723977	100	750721108	2869	750723977	100	-
(C)	Non Promoter - Non Public									
[1]	Custodian/DR Holder	-	-	-	-	-	-	-	-	-
[2]	Employee Benefit Trust (under SEBI (Share based Employee Benefit) Regulations, 2014)	-	-	-	-	-	-	-	-	-
	Total (A)+(B)+(C)	750721108	2869	750723977	100	750721108	2869	750723977	100	-

ii. Shareholding of Promoters

Sr. No	Shareholder's Name	Shareholding at the beginning of the year (As on 01-04-2019)			Shareholding at the end of the year (As on 31-03-2020)			
		No. of Shares	% of total Shares of the company	% of Shares Pledged / encumbered to total shares	No. of Shares	% of total Shares of the company	% of Shares Pledged / encumbered to total shares	% change in shareholding during the year
1	SVL Ltd (formally known as Shriram Industrial Holdings Limited)	262404137	34.9535	34.9535	5000	0.0007	0.0007	-34.9528
2	Shriram EPC Limited	386526	0.0515	-	386526	0.0515	-	-
3	Syandana Energy Private Limited	34340659	4.5743	4.5743	5000	0.0007	0.0007	-4.5736
4	Nivedana Power Private Limited	34340659	4.5743	4.5743	5000	0.0007	0.0007	-4.5736
5	Janati Bio Power Private Limited	34340659	4.5743	4.5743	365411114	48.6745	48.6745	44.1002
	Total	365812640	48.7279	48.6763	365812640	48.7279	48.6763	-

iii. Change in Promoters' Shareholding for the Financial Year 2019-20

S.No	Particulars	Shareholding at the beginning of the year		Cumulative Shareholding during the year	
		No. of shares	% of total shares of the company	No. of shares	% of total shares of the company
1.	SVL Limited (formerly known as Shriram Industrial Holdings Limited)				
	At the beginning of the year	262404137	34.9535		
	Less: Sale - Promoters interse transfer on 15 th November 2019	-262399137	-34.9528	5000	0.0007
	At the End of the year			5000	0.0007
2.	Shriram EPC Limited				
	At the beginning of the year	386526	0.05		
	Date wise Increase / Decrease in Promoters Shareholding during the year specifying the reasons for increase/decrease (e.g. allotment/transfer/bonus/ sweat equity etc.)	There is no change in the total shareholding between 01-04-2019 to 31-03-2020			
	At the End of the year			386526	0.05
4.	Syandana Energy Private Limited				
	At the beginning of the year	34340659	4.5743		
	Less :Sale- Promoters interse transfer on 15 th November 2019	-34335659	-4.5736	5000	0.0007
	At the End of the year			5000	0.0007

S.No	Particulars	Shareholding at the beginning of the year		Cumulative Shareholding during the year	
		No. of shares	% of total shares of the company	No. of shares	% of total shares of the company
5.	Nivedana Power Private Limited				
	At the beginning of the year	34340659	4.5743		
	Less : Sale -Promoters interse transfer on 15 th November 2019	-34335659	-4.5736	5000	0.0007
	At the End of the year			5000	0.0007
6.	Janati Bio Power Private Limited				
	At the beginning of the year	34340659	4.5743		
	Add : Purchase - Promoters interse transfer on 15 th November 2019	331070455	44.100	365411114	48.6745
	At the End of the year			365411114	48.6745

iv. Shareholding Pattern of top ten Shareholders (other than Directors, Promoters and Holders of GDRs and ADRs):

Sl. No	Particulars	Shareholding at the beginning of the year		Cumulative Shareholding during the year	
		No. of Shares	% of total Shares of the Company	No. of Shares	% of total Shares of the Company
1	Bessemer India Capital OGPL Ltd				
	At the beginning of the year	98795691	13.1601		
	Date wise Increase / Decrease in Promoters Shareholding during the year specifying the reasons for increase/decrease (e.g. allotment/transfer/bonus/ sweat equity etc.)	There is no change in the total shareholding between 01-04-2019 to 31-03-2020			
	At the end of the year			98795691	13.1601
2	AEP Green Power Limited				
	At the beginning of the year	64472242	8.5880		
	Date wise Increase / Decrease in Promoters Shareholding during the year specifying the reasons for increase/decrease (e.g. allotment/transfer/bonus/ sweat equity etc.)	There is no change in the total shareholding between 01-04-2019 to 31-03-2020			
	At the end of the year			64472242	8.5880
3	Life Insurance Corporation of India				
	At the beginning of the year	19857996	2.6452		
	Date wise Increase / Decrease in Promoters Shareholding during the year specifying the reasons for increase/decrease (e.g. allotment/transfer/bonus/ sweat equity etc.)	There is no change in the total shareholding between 01-04-2019 to 31-03-2020			
	At the end of the year			19857996	2.6452

Sl. No	Particulars	Shareholding at the beginning of the year		Cumulative Shareholding during the year	
		No. of Shares	% of total Shares of the Company	No. of Shares	% of total Shares of the Company
4	Theta Management Consultancy Private Limited				
	At the beginning of the year	13500000	1.7983		
	Date wise Increase / Decrease in Promoters Shareholding during the year specifying the reasons for increase/decrease (e.g. allotment/transfer/bonus/sweat equity etc.)	There is no change in the total shareholding between 01-04-2019 to 31-03-2020			
	At the end of the year			13500000	1.7983
5	Edelweiss Special Opportunities Fund				
	At the beginning of the year	12193422	1.6242		
	Date wise Increase / Decrease in Promoters Shareholding during the year specifying the reasons for increase/decrease (e.g. allotment/transfer/bonus/sweat equity etc.)	There is no change in the total shareholding between 01-04-2019 to 31-03-2020			
	At the end of the year			12193422	1.6242
6	Olympus India Holdings Limited				
	At the beginning of the year	12014578	1.6004		
	Date wise Increase / Decrease in Promoters Shareholding during the year specifying the reasons for increase/decrease (e.g. allotment/transfer/bonus/sweat equity etc.)	There is no change in the total shareholding between 01-04-2019 to 31-03-2020			
	At the end of the year			12014578	1.6004
7	SREI Infrastructure Finance Limited				
	At the beginning of the year	10924302	1.4552		
	Date wise Increase / Decrease in Promoters Shareholding during the year specifying the reasons for increase/decrease (e.g. allotment/transfer/bonus/sweat equity etc.)	There is no change in the total shareholding between 01-04-2019 to 31-03-2020			
	At the end of the year			10924302	1.4552
8	Shamani Management Services Private Limited				
	At the beginning of the year	2255000	0.3004		
	Add: Purchase made During 08 th November 2019	3520000	0.4688	5775000	0.7693
	At the end of the year			5775000	0.7693

Sl. No	Particulars	Shareholding at the beginning of the year		Cumulative Shareholding during the year	
		No. of Shares	% of total Shares of the Company	No. of Shares	% of total Shares of the Company
9	ECAP Equities Limited				
	At the beginning of the year	4976907	0.6629		
	Date wise Increase / Decrease in Promoters Shareholding during the year specifying the reasons for increase/decrease (e.g. allotment/transfer/bonus/sweat equity etc.)	There is no change in the total shareholding between 01-04-2019 to 31-03-2020			
	At the end of the year			4976907	0.6629
10.	Bessemer India Capital Partners II SA				
	At the beginning of the year	5408286	0.7204		
	Less : Sale 05 th April 2019	-371672	0.0495	5036614	0.6709
	Less : Sale 12 th April 2019	-460075	0.0612	4576539	0.6096
	Less : Sale 19 th April 2019	-100000	0.0133	4476539	0.5963
	Less : Sale 26 th April 2019	-133000	0.0177	4343539	0.5786
	Less : Sale 10 th May 2019	-9500	0.0012	4334039	0.5773
	Less : Sale 17 th May 2019	-44082	0.0058	4289957	0.5714
	Less : Sale 24 th May 2019	-729703	0.0971	3560254	0.4742
	Less : Sale 31 st May 2019	-201172	0.0267	3359082	0.4474
	Less : Sale 10 th Jan 2020	-156087	0.0207	3202995	0.4267
	Less : Sale 17 th Jan 2020	-1023913	0.1363	2179082	0.2903
	Less : Sale 24 th Jan 2020	-820000	0.1092	1359082	0.181
	Less : Sale 31 st Jan 2020	-287000	0.0382	1072082	0.1428
	Less : Sale 06 th Mar 2020	-120020	0.0159	952062	0.1268
	Less : Sale 13 th Mar 2020	-196555	0.0261	755507	0.1006
	Less : Sale 20 th Mar 2020	-225829	0.0300	529678	0.0706
	At the end of the year			529678	0.0706

v. Shareholding of Directors and Key Managerial Personnel:

Sl. No	Particulars	Shareholding at the beginning of the year		Cumulative Shareholding during the year	
		No. of Shares	% of total Shares of the Company	No. of Shares	% of total Shares of the Company
Directors:					
1.	Mr. P. Krishnakumar, Non-Executive Director				
	At the beginning of the year	30,000	0.0041		
	Date wise Increase / Decrease in Shareholding during the year specifying the reasons for increase / decrease (e.g. allotment / transfer / bonus / sweat equity etc.)	There is no change in the total shareholding between 01-04-2019 to 31-03-2020			
	At the End of the year			30,000	0.0041
2.	Mr. R. Ganapathi, Non Executive Director				
	At the beginning of the year	20513	0.0027		
	Date wise Increase / Decrease in Shareholding during the year specifying the reasons for increase / decrease (e.g. allotment / transfer / bonus / sweat equity etc.)	There is no change in the total shareholding between 01-04-2019 to 31-03-2020			
	At the End of the year			20513	0.0027
3.	Mr. R. Sundara Rajan, Non Executive Director				
	At the beginning of the year	64846	0.0086		
	Date wise Increase / Decrease in Shareholding during the year specifying the reasons for increase / decrease (e.g. allotment / transfer / bonus / sweat equity etc.)	There is no change in the total shareholding between 01-04-2019 to 31-03-2020			
	At the End of the year			64846	0.0086
4.	Mr. T. Shivaraman, Executive Vice Chairman				
	At the beginning of the year	133500	0.0177		
	Date wise Increase / Decrease in Shareholding during the year specifying the reasons for increase / decrease (e.g. allotment / transfer / bonus / sweat equity etc.)	There is no change in the total shareholding between 01-04-2019 to 31-03-2020			
	At the End of the year			133500	0.0177
5.	Mr. P.Srinivasan - Company Secretary				
	At the beginning of the year	800	0.0001		
	Date wise Increase / Decrease in Shareholding during the year specifying the reasons for increase / decrease (e.g. allotment / transfer / bonus / sweat equity etc.)	There is no change in the total shareholding between 01-04-2019 to 31-03-2020			
	At the End of the year			800	0.0001

V. INDEBTEDNESS

Indebtedness of the Company including interest outstanding/accrued but not due for payment

(In Lakhs)

Particulars	Secured Loans excluding deposits	Unsecured Loans	Deposits	Total Indebtedness
Indebtedness at the beginning of the financial year				
i. Principal Amount	4,683.29	21,553.47	-	26,236.76
ii. Interest due but not paid	179.43	-	-	179.43
iii. Interest accrued but not due	38.06	8,446.81	-	8,484.87
Total (i+ii+iii)	4,900.78	30,000.28	-	34,901.06
Change in Indebtedness during the financial year				
- Addition		10,816.02	-	10,816.02
- Reduction	1,478.89	11,925.42	-	13,404.31
Net Change	(1,478.89)	(1,109.40)	-	(2,588.29)
Indebtedness at the end of the financial year				
i. Principal Amount	3,389.08	20,387.38	-	23,776.46
ii. Interest due but not paid	-	10.02	-	10.02
iii. Interest accrued but not due	32.81	8,493.48	-	8,526.29
Total (i+ii+iii)	3,421.89	28,890.88	-	32,312.77

VI. REMUNERATION OF DIRECTORS AND KEY MANAGERIAL PERSONNEL

A. Remuneration to Managing Director, Whole-time Directors and/or Manager

(In Rs.)

S.No	Particulars of Remuneration	Mr. Venkatachalam Sesha Ayyar Managing Director	Total
1.	Gross Salary a) Salary as per provisions contained in Section 17(1) of the Income Tax Act, 1961 b) Value of Perquisites u/s 17(2) of the Income Tax Act, 1961	65,00,020 -	65,00,020 -
2.	Commission	-	-
3.	Performance Bonus	-	-
4.	Others- Retirement Benefits	-	-
	Total	65,00,020	65,00,020
	Ceiling as per the Act	1,20,78,979	1,20,78,979

B. Remuneration to other directors:

1. Remuneration to Independent Directors:

(In Rs.)

Particulars of Remuneration	Maj.Gen. A.L. Suri (Retd.)	R. Ganapathi	Chandra Ramesh	N.Rangachary	Total Amount
Independent Directors					
a) Fee for attending					
i. Board meetings	45,000	60,000	60,000	60,000	2,25,000
ii. Committee meetings	40,000	90,000	-	40,000	1,70,000
b) Commission	-	-	-	-	-
c) Others	-	-	-	-	-
Total	85,000	1,50,000	60,000	100,000	3,95,000

2. Remuneration to Other Non-Executive Directors:

(In Rs.)

Particulars of Remuneration	Name of Directors		Total Amount
	P. Krishna Kumar	R. Sundararajan	
Other Non-Executive Directors			
a) Fee for attending			
i. Board meetings	-	60,000	60,000
ii. Committee meetings	-	90,000	90,000
b) Commission	-	-	-
c) Others	-	-	-
Total	-	1,50,000	1,50,000

C. Remuneration to Key Managerial Personnel other than MD/Manager /WTD

(In Rs.)

S.No	Particulars of Remuneration	K.V.Kasturi CFO	P Srinivasan CS
1.	Gross Salary		
	(a) Salary as per provisions contained in Section 17(1) of the Income Tax Act, 1961	62,97,520	42,02,400
	(b) Value of Perquisites u/s 17(2) of the Income Tax Act, 1961	-	-
2.	Commission	-	-
3.	Performance Bonus	-	-
4.	Others- Retirement Benefits	-	-
Total		62,97,520	42,02,400

VII. PENALTIES / PUNISHMENT / COMPOUNDING OF OFFENCES:

There where no Penalties / Punishment / Compounding of offences for breach of any Section of Companies Act, 2013 against the Company or its directors or other officers in default, during the year under review.

For and on behalf of the Board of Directors

Chennai
June 10, 2020

Venkatachalam Sesha Ayyar
Managing Director
DIN: 06698233

T.Shivaraman
Director
DIN: 01312018

Report On Corporate Governance

The Directors Report on Compliance of the Corporate Governance is given below.

Our philosophy on Code of Corporate Governance:

The corporate governance philosophy of your Company is based on the tenets of integrity, accountability, transparency, value and ethics. The Company guiding principle is that the strong relationship between culture and strategy will consistently produce improved financial performance, better employee engagement, ethical behaviour and stakeholder satisfaction. The Company is in compliance with the requirements stipulated under Regulation 17 to 27 read with Schedule V and clauses (b) to (i) of sub-regulation (2) of Regulation 46 of Securities and Exchange Board of India (Listing Obligations and Disclosure Requirements) Regulations, 2015 ("SEBI Listing Regulations"), as applicable, with regard to corporate governance

Board of Directors

Composition and category of Directors as on March 31, 2020:

The Company has a very balanced and diverse Board of Directors, which primarily takes care of the business needs and stakeholders' interest.

The Company's Board members are from diverse backgrounds with skills and experience in critical areas like manufacturing, global finance, taxation banking, entrepreneurship, and general management. Many of them have worked extensively in senior management positions with a deep understanding of the global business environment. The Board reviews its strength and composition from time to

time to ensure that it remains aligned with the statutory, as well as business requirements.

The composition of the Board also complies with the provisions of the Companies Act, 2013 and the Securities and Exchange Board of India (Listing Obligations and Disclosure Requirements) Regulations, 2015. The total Board strength comprises of:

Executive Director	Non-Executive Director	Independent Director	Total Strength
1	3	4	8

None of the Directors have any inter-se relation among themselves or any employees of the Company.

Directors are appointed or re-appointed with the approval of the shareholders and shall remain in office in accordance with the retirement policy laid down by the Board from time-to-time. The Managing Director and all the Non-Executive Directors (except Independent Directors) are liable to retire by rotation unless otherwise specifically approved by the shareholders.

Meetings:

Board: The Board generally meets 4 times during the year. Additional meetings are held as and when required. The Directors are also given an option of attending the board meeting through video conferencing. During the year ended on March 31, 2020, the Board of Directors had 4 meetings. These were held on April 29 2019, August 5, 2019, November 7, 2019 and January 30, 2020. The last Annual General Meeting ("AGM") was held on August 5, 2019. The attendance record of the Directors at the Board Meetings for the year ended March 31, 2020, and at the last AGM is as under: -

Name of Director	No of Board Meetings		Attendance at AGM held on August 5, 2019
	Held	Attended	
Mr. N. Rangachary	4	4	Yes
Mr. T. Shivaraman	4	4	Yes
Mr. P. Krishnakumar	4	2	No
Mr. R. Sundararajan	4	4	Yes
Maj. Gen. A.L. Suri (Retd.)	4	3	Yes
Mr. R. Ganapathi	4	4	Yes
Mr. Venkatachalam Sesha Ayyar	4	4	Yes
Ms. Chandra Ramesh	4	4	Yes

The composition of the Board and the number of other directorships held by each of the Directors is given in the table below:

Name of Director	Position	Relationship with other Directors	Directorships held as on March 31, 2020	**Member in Committees -Position held		Directorship in other listed entity (Category of Directorship)
				Member	Chairman	
Mr. N. Rangachary DIN: 00054437	Non – Executive Chairman	None	8	2	-	1. Salzer Electronics Limited - Independent Director 2. Equitas Holdings Limited – Independent Director 3. Kaycee Industries Limited – Independent Director
Mr. T. Shivaraman DIN: 01312018	Non - Executive Vice Chairman	None	5	-	-	1. Shriram EPC Limited – Managing Director
Mr. P. Krishnakumar DIN: 01717373	Non – Executive Director	None	4	-	-	NIL
Mr. R. Sundararajan DIN: 00498404	Non-Independent Director	None	9	5	3	1. Take Solutions Limited – Independent Director 2. Shriram Asset Management Company Limited - Non-Independent Director 3. Shriram EPC Limited - Non-Independent Director
Maj. Gen. A.L. Suri (Retd) DIN: 00009532	Independent Director	None	5	1	-	NIL
Mr. R. Ganapathi DIN: 00103623	Independent Director	None	10	6	1	1. Trigyn Technologies Limited – Whole Time Director 2. Elnet Technologies Limited - Independent Director
Ms.Chandra Ramesh DIN: 00938694	Independent Director	None	5	-	-	1. Shriram EPC Limited - Independent Director
Mr. Venkatachalam Sesa Ayyar DIN: 06698233	Managing Director	None	2	-	-	NIL

*Includes Directorship in the Companies incorporated under the Companies Act, 1956/2013.

**Only membership in Audit Committee and Stakeholders Relationship Committee are considered.

None of the Directors is a Director in more than 10 Public Limited Companies or acts as an Independent Director in more than 7 Listed Companies. Further, none of the Director acts as a member of more than 10 committees or acts as a chairman of more than 5 committees across all Public Limited Companies in which he or she is a Director.

The Independent Directors have confirmed that they satisfy the 'criteria of independence' as stipulated in the Regulation 16(1) (b) of the Securities and Exchange Board of India (Listing Obligations and Disclosure Requirements) Regulations, 2015.

Key Board Qualifications, expertise and attributes

The Board comprises qualified members who bring in the required skills, competence and expertise that allow them to make effective contributions to the Board and its Committees. The Board members are committed to ensuring that the Board is in compliance with the highest standards of corporate governance.

The Following is the list of core skills/expertise/competencies identifies by the Board of Directors as required in the context of the company's foresaid business for it to function effectively and those available with the Board as a Whole.

Operation: Experience in Operation

Financial Skills: Understanding the Financial Statements, Financial Controls, Risk Management etc.,

Board Service and Governance: Strategic thinking, decision making and protect interest of all stakeholders.

Others: Technical and Professional Skills and knowledge including legal and regulatory aspects.

Separate Meeting of Independent Directors:

As stipulated by the Code of Independent Directors under Schedule IV of the Companies Act, 2013 and regulations of the Securities and Exchange Board of India (Listing Obligations and Disclosure Requirements) Regulations, 2015, a separate meeting of the Independent Directors of the Company was held on 30th January 2020, without the attendance of non-independent directors and members of the Management. At such meetings, the independent directors discuss, among other matters, the performance of

the Company and risks faced by it, the flow of information to the Board, governance, compliance, Board movements, and performance of the executive members and other members of the Board on a whole.

Declaration by independent directors

The Company has received necessary declaration from each independent director under Section 149(7) of the Companies Act, 2013, that he / she meets the criteria of independence laid down in Section 149(6) of the Companies Act, 2013 and Regulation 25 of the Listing Regulations.

Familiarization Programme for Independent Directors:

The Board members of Orient Green Power Company Limited (Independent and Non-Independent) are afforded every opportunity to familiarize themselves with the Company, its management and its operations and above all the Industry perspective & issues. They are made to interact with senior management personnel and are given all the documents sought by them for enabling a good understanding of the Company, its various operations and the industry of which it is a part.

The Company will impart Familiarization Programmes for new Independent Directors inducted on the Board of the Company. The Familiarization Programme of the Company will provide information relating to the Company, wind energy / renewable energy industry, business model of the Company, geographies in which Company operates, etc. The programme also intends to improve awareness of the Independent Directors on their roles, rights, responsibilities towards the Company. Further, the Familiarization Programme also provides information relating to the financial performance of the Company, budget and control process of the Company. The Managing Director or such other authorized officer(s) of the Company shall lead the Familiarization Programme on aspects relating to business / industry. The Chief Financial Officer or such other authorized officer(s) of the Company may participate in the programme for providing inputs on financial performance of the Company and budget, control process, etc. weblink: <http://orientgreenpower.com/Companies-Act-and-SEBI-Compliance.asp>

Evaluation of the Board's Performance:

The Board of Directors has carried out an annual evaluation of its own performance, board committees, and individual directors pursuant to the provisions of the Act and SEBI Listing Regulations.

In a separate meeting of independent directors, performance of non-independent directors, the board as a whole and the Chairman of the Company was evaluated, taking into account the views of executive directors and non-executive directors.

The Board and the Nomination and Remuneration Committee reviewed the performance of individual directors on the basis of criteria such as the contribution of the individual director to the board and committee meetings like preparedness on the issues to be discussed, meaningful and constructive contribution and inputs in meetings, etc.

In the board meeting that followed the meeting of the independent directors and meeting of Nomination and Remuneration Committee, the performance of the board, its committees, and individual directors was also discussed.

Performance evaluation of independent directors was done by the entire board, excluding the independent director being evaluated.

The Directors were satisfied with the evaluation results, which reflected the overall engagement of the Board and its Committees with the Company.

Policy on directors' appointment and remuneration

The current policy is to have an appropriate mix of executive and independent directors to maintain the independence of the Board, and separate its functions of governance and management. As of March 31, 2020, the Board has 8 members. The policy of the Company on directors' appointment and remuneration, including the criteria for determining qualifications, positive attributes, independence of a director and other matters, as required under sub-section (3) of Section 178 of the Companies Act, 2013, is available on our website, at <http://orientgreenpower.com/Companies-Act-and-SEBI-Compliance.asp>

We affirm that the remuneration paid to the directors is as per the terms laid out in the Nomination and Remuneration Policy of the Company.

CEO and CFO certification:

As required by the Listing Regulations, the CEO and CFO certification is provided in this Annual Report.

Code of Conduct:

The Board of Directors has laid down a Code of Conduct for Business and Ethics (the Code) for all the Board members and all the employees in the management grade of the Company. The Code covers amongst other things the Company's commitment to honest & ethical personal conduct, fair competition, corporate social responsibility, sustainable environment, health & safety, transparency and compliance of laws & regulations etc. The Code of Conduct is posted on the website of the Company <http://orientgreenpower.com/Companies-Act-and-SEBI-Compliance.asp>

All the Board members and senior management personnel have confirmed compliance with the code.

A declaration to that effect signed by the Managing Director of your company forms part of this report.

Significant and material orders:

There are no significant and material orders passed by the regulators or courts or tribunals impacting the going concern status and Company's operations in future.

Prevention of Insider Trading:

As per SEBI (Prohibition of Insider Trading) Regulation, 2015, the Company has adopted a Code of Conduct for Prohibition of Insider Trading. All the Directors, employees at Senior Management and other employees occupies the position as an officer or an employee of the company or holds a position involving a professional or business relationship between himself and the company whether temporary or permanent and who may reasonably be expected to have an access to unpublished price sensitive information, initial and continual disclosure, are governed by this code.

The trading window is closed during the time of declaration of results and occurrence of any material events as per the code. The Company has appointed Mr. P. Srinivasan, Company Secretary as Compliance Officer, who is responsible for setting forth procedures and implementation of the code for trading in Company's securities. During the year under review there has been due compliance with the said code.

The Code of Conduct for Prohibition of Insider Trading is posted on the website of the Company <http://orientgreenpower.com/Companies-Act-and-SEBI-Compliance.asp>

Whistle Blower Policy/Vigil Mechanism:

The Company believes in the conduct of its affairs and that of its constituents in a fair and transparent manner by adopting highest standards of professionalism, honesty, integrity and ethical behaviour. Towards this end, the Company has formulated the personnel policies that should govern the actions of the Company, its constituents and their employees. Any actual or potential violation of the policy, howsoever insignificant or perceived as such, would be a matter of serious concern for the Company. The role of the employees in pointing out such violations of the policy cannot be undermined.

All Employees of the Company are eligible to make Protected Disclosures under the Policy. The Protected Disclosures may be in relation to matters concerning the Company. During the Period under review, no personnel has been denied access to the audit committee.

All Protected Disclosures should be addressed to the Chairman of the Audit Committee of the Company. The contact details of the Chairman of the Audit Committee are as under:

**The Chairman
Audit Committee
Orient Green Power Company Limited
4th Floor, "Sigapi Achi Building"
18/3, Rukmani Lakshmi pathi Road
Egmore, Chennai 600 008**

Protected Disclosures should preferably be reported in writing so as to ensure a clear understanding of the issues raised and should either be typed or written in a legible handwriting in English, Hindi or in the regional language of the place of employment of the Whistle Blower.

The Protected Disclosure should be forwarded under a covering letter which shall bear the identity of the Whistle Blower. The Chairman of the Audit Committee shall detach the covering letter and discuss the Protected Disclosure with Members of the Audit Committee and if deemed fit,

forward the Protected Disclosure for investigation. Till date, no personnel has been denied access to the audit committee under the vigil mechanism.

The Whistle Blower Policy is posted on the website of the Company <http://orientgreenpower.com/Companies-Act-and-SEBI-Compliance.asp>

Committees of the Board:

The Board is responsible for constituting, reconstituting, appointing the Committee Members and also defining its Charters.

The Chairman of the Committee or Members in consultation with the Company Secretary, determine the frequency and duration of the Committee Meetings. Normally, the Audit Committee and the Stakeholders' Relationship Committee meets minimum of four times a year and the remaining committees meets as and when the need arises. The recommendations of the committees are submitted to the entire Board for approval. During the year, all recommendations of the committees were approved by the Board.

1. Audit Committee:

Our Audit Committee comprises three Independent Directors and one Non-Independent Director as on March 31, 2020.

- 1. Mr. R. Ganapathi – Chairman
- 2. Mr. N. Rangachary – Member
- 3. Mr. R. Sundararajan – Member
- 4. Maj. Gen. A.L. Suri (Retd) – Member

Terms of reference:

Powers of Audit Committee

The Audit Committee shall have powers, which should include the following:

- 1. To investigate any activity within its terms of reference.
- 2. To seek information from any employee.
- 3. To obtain outside legal or other professional advice.
- 4. To secure attendance of outsiders with relevant expertise, if it considers necessary.

The role of the Audit Committee

1. Oversight of the company's financial reporting process and the disclosure of its financial information to ensure that the financial statement is correct, sufficient and credible;
2. Recommendation for appointment, remuneration and terms of appointment of auditors of the company;
3. Approval of payment to statutory auditors for any other services rendered by the statutory auditors;
4. Reviewing, with the management, the annual financial statements and auditor's report thereon before submission to the board for approval, with particular reference to:
 - a. Matters required to be included in the Director's Responsibility Statement to be included in the Board's report in terms of clause (c) of sub-section 3 of section 134 of the Companies Act, 2013
 - b. Changes, if any, in accounting policies and practices and reasons for the same
 - c. Major accounting entries involving estimates based on the exercise of judgment by management
 - d. Significant adjustments made in the financial statements arising out of audit findings
 - e. Compliance with listing and other legal requirements relating to financial statements
 - f. Disclosure of any related party transactions
 - g. Qualifications in the draft audit report
5. Reviewing, with the management, the quarterly financial statements before submission to the board for approval;
6. Reviewing, with the management, the statement of uses / application of funds raised through an issue (public issue, rights issue, preferential issue, etc.), the statement of funds utilized for purposes other than those stated in the offer document / prospectus / notice and the report submitted by the monitoring agency monitoring the utilisation of proceeds of a public or rights issue, and making appropriate recommendations to the Board to take up steps in this matter;
7. Review and monitor the auditor's independence and performance, and effectiveness of audit process;
8. Approval or any subsequent modification of transactions of the company with related parties;
9. Scrutiny of inter-corporate loans and investments;
10. Valuation of undertakings or assets of the company, wherever it is necessary;
11. Evaluation of internal financial controls and risk management systems;
12. Reviewing, with the management, performance of statutory and internal auditors, adequacy of the internal control systems;
13. Reviewing the adequacy of internal audit function, if any, including the structure of the internal audit department, staffing and seniority of the official heading the department, reporting structure coverage and frequency of internal audit;
14. Discussion with internal auditors of any significant findings and follow up thereon;
15. Reviewing the findings of any internal investigations by the internal auditors into matters where there is suspected fraud or irregularity or a failure of internal control systems of a material nature and reporting the matter to the board;
16. Discussion with statutory auditors before the audit commences, about the nature and scope of audit as well as post-audit discussion to ascertain any area of concern;
17. To look into the reasons for substantial defaults in the payment to the depositors, debenture holders, shareholders (in case of non-payment of declared dividends) and creditors;
18. To review the functioning of the Whistle Blower mechanism;
19. Approval of appointment of CFO (i.e., the whole-time Finance Director or any other person heading

the finance function or discharging that function) after assessing the qualifications, experience and background, etc. of the candidate;

20. Carrying out any other function as is mentioned in the terms of reference of the Audit Committee.
21. Reviewing the utilization of loans and/ or advances from/investment by the holding company in the subsidiary exceeding rupees 100 crore or 10% of the asset size of the subsidiary, whichever is lower including existing loans / advances / investments existing as on the date of coming into force of this provision.

Audit Committee attendance

During the year, four Audit Committee meetings were held on 29th April 2019, 5th August 2019, 7th November 2019 and 30th January 2020. The attendance details of the audit committee meetings are as follows.

Members	No. of Meetings held	No. of Meetings Attended
Mr. R. Ganapathi – Chairman	4	4
Mr. R. Sundararajan – Member	4	4
N. Rangachary – Member	4	4
Maj. Gen. A.L. Suri (Retd)	4	4

Mr. P. Srinivasan, Company Secretary acts as the Secretary of the Audit Committee.

Chairman of the Audit Committee was present at the last Annual General Meeting to answer the shareholders queries. Relying on the discussions with the Management, the committee believes that the Company's financial statements are fairly presented in conformity with IND AS, and that there is no material discrepancy or weakness in the Company's internal control over financial reporting. In conclusion, the committee is sufficiently satisfied that it has complied with its responsibilities as outlined in the audit committee charter.

2. Stakeholders' Relationship Committee

Stakeholders' Relationship Committee is responsible for the satisfactory redressal of investors' complaints and recommends measures for overall improvement in the quality of investor services.

The Stakeholders' Relationship Committee comprises of the following Directors, out of which all two are Non-Executive and one is Independent

1. Mr. R. Sundararajan - Chairman
2. Mr. R. Ganapathi - Member
3. Mr. Venkatachalam Sessa Ayyar - Member

The Company Secretary acts as the Compliance Officer.

Terms of reference:

1. Investor relations and redressal of shareholders grievances in general and relating to non-receipt of dividends, interest, non- receipt of Balance Sheet etc.
2. Such other matters as may from time to time be required by any statutory, contractual or other regulatory requirements to be attended to by such committee.
3. The Committee also looks into the letters / complaints received from the shareholders / investors / stock exchanges / SEBI and then review the same with the Registrar. These letters / complaints are replied immediately / redressed to the satisfaction of the shareholders. The committee reviews periodically the action taken by the company and the Share Transfer Agents in this regard. The pendency report if any, and the time taken to redress the complaints are also reviewed by the Committee.

Role of the Stakeholders' Relationship Committee:

1. Resolving the grievances of the security holders of the listed entity including complaints related to transfer/ transmission of shares, non-receipt of annual report, non-receipt of declared dividends, issue of new/ duplicate certificates, general meetings etc.
2. Review of measures taken for effective exercise of voting rights by shareholders.
3. Review of adherence to the service standards adopted by the listed entity in respect of various services being rendered by the Registrar & Share Transfer Agent.
4. Review of the various measures and initiatives taken by the listed entity for reducing the quantum of

unclaimed dividends and ensuring timely receipt of dividend warrants/annual reports/statutory notices by the shareholders of the company.

Stakeholders' Relationship Committee attendance

During the year, Four Stakeholders' Relationship Committee meetings were held on 29th April 2019, 5th August 2019, 7th November 2019 and 30th January 2020.

Members	No. of meetings held	No. of meetings attended
Mr. R. Sundararajan – Chairman	4	4
Mr. R. Ganapathi – Member	4	4
Mr. Venkatachalam Sessa Ayyar – Member	4	4

Mr. P. Srinivasan, Company Secretary is designated as the "Compliance Officer" who oversees the redressal of the investors' grievances.

The committee approves the issue of duplicate certificates and new certificates on split / consolidation / renewal etc., and approves transfer / transmission, dematerialization and rematerialization of equity shares in a timely manner. It oversees the performance of the registrar and share transfer agents, and recommends measures for overall improvement in the quality of investor services. It also reviews the Company's attention to the environmental, health and safety interests of stakeholders.

The Company has not received any shareholders' complaints so far, during the Financial Year 2019-20.

3. Nomination and Remuneration Committee:

The Nomination and Remuneration Committee (the Committee) assists the Board of Directors (the Board) of the Company in fulfilling its responsibilities for corporate governance and oversight of Company's nomination and remuneration policies and practices which enables it to attract and retain senior management of the Company (comprising the Chief Executive Officer and such other individuals as the Committee determines from time to time (Senior Management)) and appropriately align their interests with those of key stakeholders.

Our Nomination and Remuneration Committee comprises of three members out of which two are Independent Directors.

1. Mr. R. Ganapathi – Chairman
2. Maj. Gen. A.L.Suri (Retd.) – Member
3. Mr. R. Sundararajan – Member

During the year, Nomination and Remuneration Committee meetings were held on 05th August 2019.

Members	No. of meetings held	No. of meetings attended
Mr. R. Ganapathi – Chairman	1	1
Maj. Gen. A.L.Suri (Retd.) – Member	1	1
Mr. R. Sundararajan - Member	1	1

Mr. P. Srinivasan, Company Secretary acts as the Secretary of the Nomination and Remuneration Committee.

Terms of reference:

1. The committee shall have the power to determine the Company's policy on specific remuneration packages including pension rights and other compensation for executive directors and other senior employees of the Company equivalent to or higher than the rank of Vice-President and the committee shall have the jurisdiction over the matters listed below and for this purpose the Remuneration and Compensation Committee shall have full access to information contained in the records of the Company and external professional advice, if necessary:
 - a. To fix and finalise remuneration including salary, perquisites, benefits, bonuses, allowances, etc.;
 - b. Fixed and performance linked incentives along with the performance criteria;
 - c. Increments and Promotions;
 - d. Service Contracts, notice period, severance fees; and
 - e. Ex-gratia payments.
2. Formulation of the criteria for determining qualifications, positive attributes and independence of a director and recommend to the Board a policy, relating to the remuneration of the directors, key managerial personnel and other employees;

3. Formulation of criteria for evaluation of Independent Directors and the Board;
4. Devising a policy on Board diversity;
5. Identifying persons who are qualified to become directors and who may be appointed in senior management in accordance with the criteria laid down, and recommend to the Board their appointment and removal. The company shall disclose the remuneration policy and the evaluation criteria in its Annual Report.
6. Recommend to the board, all remuneration, in whatever form, payable to senior Management

The nomination and remuneration committee charter and policy are available on our website, at <http://orientgreenpower.com/Companies-Act-and-SEBI-Compliance.asp>

Details of Remuneration paid to the Directors for the year ended 31st March 2020

(1) Executive Directors

Name & Position	Salary (Rs.)
Mr. Venkatachalam Sesha Ayyar - Managing Director	
Salary and other Perquisites	65,00,020
Performance Bonus	-
Total	65,00,020

(2) Non-Executive Directors

Remuneration by way of Sitting Fees is paid to Directors at Rs. 15,000/- for attending each Meeting of the Board and Rs. 10,000/- for attending each Committee Meetings i.e. for Audit Committee, Stakeholders Relationship Committee and Nomination and Remuneration Committee.

Particulars of Sitting Fees including for attending the Board /Committee Meetings paid to Directors during the financial year 2019-20 are as follows: -

Name	Sitting fees paid for Board and Committee Meetings (Rs.)	
	Board	Committee
Mr. N. Rangachary	60,000	40,000
Mr. R. Sundararajan	60,000	90,000
Maj. Gen. A.L. Suri (Retd)	45,000	40,000
Mr. R. Ganapathi	60,000	90,000
Ms. Chandra Ramesh	60,000	-
Total	2,85,000	2,60,000

Details of shares held by the Directors as on March 31, 2020

S.No.	Name of the Director	Number of Shares
1	Mr. T. Shivaraman- Vice-Chairman	1,33,500
2	Mr. R. Sundararajan - Non- Executive Director	64,846
3	Mr. P. Krishnakumar- Non- Executive Director	30,000
4	Mr. R. Ganapathi- Independent Director	20,513

4. Risk Management Committee:

Regulation 21 of the Securities and Exchange Board of India (Listing Obligations and Disclosure Requirements) Regulations, 2015 mandates constitution of the Risk Management Committee. The Committee is required to laydown the procedures to inform to the Board about the risk assessment and minimization procedures and the Board shall be responsible for framing, implementing and monitoring the risk management plan of the Company.

The Committee reviews the risk trend, exposure and potential impact analysis carried out by the management. It was specifically confirmed to the Committee by the MD & CEO and the CFO that the mitigation plans are finalised and up to date, owners are identified and the progress of mitigation actions are monitored. The Risk Management Committee shall meet periodically, as it deems fit.

The Risk Management Committee comprises of the following members:

1. Mr. R. Ganapathi – Chairman
2. Mr. Venkatachalam Sesha Ayyar – Member
3. Mr. P. Krishnakumar – Member

5. Investment / Borrowing Committee

The Investment/ Borrowing Committee comprises as follows:

1. Mr. R. Ganapathi – Chairman
2. Mr. P. Krishnakumar – Member
3. Mr. T. Shivaraman – Member
4. Mr. Venkatachalam Sesha Ayyar – Member

Quorum: The quorum of the meeting of the committee shall be either two members or one third of the total number of members of the committee whichever is higher.

During the year, the committee discussed, reviewed and approved the overall borrowings and investment strategy of the Company in terms of business objectives, overall fund allocation and focus areas for investments and acquisitions.

Terms of reference:

- To make Subscription / Contribution to share capital, public / rights issue and un-subscribed portion of rights issues, subscription to additional share capital, participation by way of private placement, including investment of funds abroad.
- To form Strategic alliance / mergers, acquisitions, etc. of subsidiaries with other organizations, both foreign and domestic, and entering into MoU / Shareholders Agreements.
- To invest funds of the Company in fixed / term deposits with bank(s), bodies corporate in shares / debentures (convertible or non-convertible) of companies, Government securities (Central, State or semi-Government).
- To grant loans or invest in securities of subsidiaries
- To issue Corporate Guarantee on behalf of subsidiaries
- To grant loans, invest / disinvest / pledge funds of the Company in Fixed / Term Deposits with banks or with Body Corporates in shares or debentures (convertible and non- convertible) , Government Securities (Central / State / Semi Government) and / or acquisition by way of subscription, purchase or otherwise the securities of any other body corporate, or in subsidiaries other than wholly owned subsidiaries

6. Corporate social responsibility (CSR) committee:

Our CSR committee comprises three directors as members out of which two are Independent Directors.

- | | | | |
|----|-------------------------------|---|--------|
| 1. | Mr. R. Ganapathi | – | Member |
| 2. | Maj. Gen A L Suri | – | Member |
| 3. | Mr. Venkatachalam Sesha Ayyar | – | Member |

The Company Secretary of the Company will be the secretary to the Corporate Social Responsibility Committee. The Committee shall meet periodically, as it deems fit.

The CSR committee was set up to formulate and monitor the CSR policy of the Company. The CSR committee adopted a policy that outlines the Company's objective of catalyzing economic development that positively improves the quality of life for the society, and aims to be a responsible corporate citizen and create positive impact through its activities on the environment, communities and stakeholders.

Since, our Company is not making any profits, and does not satisfy the criteria as provided under section 135(5) of the Companies, Act, 2013 for spending on the CSR activities, we are yet to commence our CSR operations.

The CSR policy of the Company is available on our website, at <http://orientgreenpower.com/Companies-Act-and-SEBI-Compliance.asp>

7. Capital reduction Committee

Our Capital Reduction Committee consist of three directors as members

1. Mr. T. Shivaraman – Chairman
2. Mr. Venkatachalam Sesha Ayyar – Member
3. Mr. R Sundararajan – Member

The Company Secretary of the Company will be the secretary to the Capital Reduction Committee. The Committee shall meet periodically, as it deems fit.

Regulations governing the Committee are:

- The Committee should have a minimum of three directors.
- The quorum of the meeting of the committee shall be either two members or one third of the total number of members of the Capital Reduction Committee whichever is higher.
- The Committee shall invite such executives, as it considers appropriate, but at times it may also meet without the presence of any executives of the company.
- All regulations pertaining to the meetings of the committees of the board as contained in the Articles

of Association of the company in so far as they are not repugnant to the context and meaning of the provisions contained herein, shall mutatis-mutandis, apply to the meetings of this committee.

- The minutes of the committee meetings shall be placed before the board and shall be noted by the directors.

Powers of the Capital Reduction Committee.

- (i) To verify, sign, deal, swear, affirm, declare, deliver, execute, make, enter into, acknowledge, record and perfect all deeds, declarations, instruments, affidavits, applications, petitions, objections, notices and writings whatsoever as may be usual, necessary, proper or expedient and all type of documents, petitions, affidavits and applications in relation to the matters aforesaid;
- (ii) To decide on the reduction of Face Value etc...
- (iii) To appoint intermediaries etc...
- (iv) To do all such acts, deeds, matters and things and execute all such other documents, etc. as it may, in its absolute discretion, deem necessary or desirable for such purpose
- (v) To make, prepare and submit any applications, petitions, appeals and judges summons before the NCLT, and /

or any court, tribunal, or all relevant authorities and respond to the appropriate authorities

- (vi) To file applications / petitions, and affidavits and / or other legal documents with the NCLT, as may be required for confirmation of the Capital Reduction by the NCLT upon the Capital Reduction becoming effective and operative, and / or any other regulatory authorities for obtaining its approval;
- (vii) To engage advocates, counsels and any other consultants, advisors, declare and file all pleadings, reports, and sign and issue public advertisements and notices in connection with the matters aforesaid;
- (viii) To provide necessary declarations / certificates in relation to the Capital Reduction capturing the true and factual aspects of the Company;
- (ix) To comply with all the necessary formalities, compliances and disclosures in this regard and to sign and file the necessary forms or documents with the relevant authorities, including the Registrar of Companies;
- (x) To do all such acts, deeds, matters and things as may be deemed necessary, expedient, usual or proper and to settle any question or difficulty that may arise.

General Body Meetings/Postal Ballot:

The venue and time where the last three Annual General Meeting (AGM) held are given below:-

For the year	Venue	Day and Date	Time
2018 – 19	Kamakoti Mini Hall, Sri Krishna Gana Sabha, 20, Maharajapuram Santhanam Road, T. Nagar, Chennai – 600 017	Monday 05.08.2019	10.05 A.M
2017 – 18	Kamakoti Mini Hall, Sri Krishna Gana Sabha, 20, Maharajapuram Santhanam Road, T. Nagar, Chennai – 600 017	Thursday 26.07.2018	03.00 P.M.
2016 – 17	Kamakoti Mini Hall, Sri Krishna Gana Sabha, 20, Maharajapuram Santhanam Road, T. Nagar, Chennai – 600 017	Wednesday 09.08.2017	03.00 P.M.

Details of Special Resolution passed during the last three Annual General Meeting

Date of AGM	Whether any Special Resolution was passed	Particulars
5 th August 2019	No	NA
26 th July 2018	No	NA
09 th August 2017	Yes	Re-appointment of Mr. Venkatachalam Sesa Ayyar as Managing Director of the Company for the further period of 3 years from 23 rd September 2016 till 22 nd September 2019

1. Postal Ballot during the year (FY 2019-20):

(A) The details of Special resolutions passed through Postal Ballot process are given below:

Sl. No.	Subject matter of the special resolution passed	Date of the Notice	Date of Shareholder approval	Date of declaration of result
1.	To approve the Reappointment of Mr. Venkatachalam Sesa Ayyar, as the Managing Director of the Company for further period of 3 years from 23.09.2019 till 22.09.2022	30.01.2020	31.03.2020	31.03.2020

(B) Details of Voting Pattern of Postal Ballot and E-Voting were as follows:

Particulars	Total No. of Valid Votes	Votes Assenting the resolution	% of votes Cast in favour	Votes Dissenting the resolution	% of votes Cast against
To approve the Reappointment of Mr. Venkatachalam Sesa Ayyar, as the Managing Director of the Company for further period of 3 years from 23.09.2019 till 22.09.2022	379813879	379806708	99.9981	7171	0.0019

The special resolutions were passed with requisite majority.

Person who conducted the Postal Ballot Exercise (Scrutinizer)

Mrs. B Chandra, Practicing Company Secretary, having office at AG-3, Ragamalika Apartments, Kumaran Colony, Vadapalani, Chennai - 600026, was appointed as scrutinizer for conducting all the above Postal Ballot process.

Procedure adopted for Postal Ballot

1. Postal Ballot forms along with prepaid business reply envelope posted/ e-mailed to all members whose name(s) appeared on the Register of Members/ list of beneficiaries on a cut-off date. In respect of those members whose e mail id is registered with the Company, the Postal ballot forms along with the Notice and Explanatory Statement were sent by e-mail as on cut-off date through M/s Link Intime India Private Limited, the Registrar and Transfer agent of the Company.
2. The Public Advertisement with respect to dispatch of postal ballot was published in English Newspaper and Tamil Newspaper as mandated by the Act and applicable rules.
3. Particulars of all the postal ballot forms received from the members have been entered in a register separately maintained for the purpose.
4. The postal ballot forms were kept under the safe custody of Scrutinizer in sealed and tamper proof ballot boxes before commencing the scrutiny of such postal ballot forms.
5. No Envelope containing postal ballot forms were received after the last date and time fixed by the Company for receipt of the forms.

The scrutinizer completes the scrutiny and submits the report to the Managing Director, and the consolidated results of the voting are announced by the authorized person. The results are also displayed on the Company website, <http://orientgreenpower.com/Companies-Act-and-SEBI-Compliance.asp>, besides being communicated to the stock exchanges, depository and registrar and share transfer agent. The last date for the receipt of postal ballot forms or e-voting shall be the date on which the resolution would be deemed to have been passed, if approved by the requisite majority.

Related party Transactions:

- There were no materially significant related party transactions, with Directors/Promoters/Management or their relatives or subsidiaries that had potential conflict with the interests of the Company at large. Suitable disclosures as required by the Ind AS 24 has been made in the Annual Report.
- Periodical disclosures from Senior Management relating to all material financial and commercial transactions, where they had or were deemed to have had personal interest, that might have had a potential conflict with the interest of the Company at large will be reviewed by the Audit Committee and the Board.
- Transactions with the related parties have been disclosed in Note 43 to the Standalone Financial Statements in the Annual Report.

Policy on Related party Transactions:

In terms of Regulation 23 of the Securities and Exchange Board of India (Listing Obligations and Disclosure Requirements) Regulations, 2015 the Board of Directors have adopted a policy to determine Related party Transactions.

The policy is placed on the website of the Company <http://orientgreenpower.com/Companies-Act-and-SEBI-Compliance.asp>

Disclosure of Accounting Treatment:

- The financial statements of the Company have been prepared in accordance with the Indian Accounting Standards ("Ind AS") notified under the Companies (Indian Accounting Standards) Rules, 2015 as amended by the Companies (Indian Accounting Standards) (Amendment) Rules, 2016.

Policy on Material Subsidiaries:

- In terms of Regulation 24 of the Securities and Exchange Board of India (Listing Obligations and Disclosure Requirements) Regulations, 2015, the Board of Directors have adopted a policy with regard to determination of Material Subsidiaries. The policy is placed on the website of the Company <http://orientgreenpower.com/Companies-Act-and-SEBI-Compliance.asp>

Details of Compliance:

- No penalties or strictures have been imposed on the Company by Stock Exchange or SEBI or any statutory authority on any matter related to capital markets during the last three years.
- The Company has in place a mechanism to inform the Board members about the Risk assessment and mitigation plans and periodical reviews to ensure that the critical risks are controlled by the executive management.
- There are no pecuniary relationships or transactions of Non-Executive Directors vis-à-vis the Company which has potential conflict with the interests of the Company at large.
- The Independent Directors have confirmed that they meet the criteria of 'Independence' as stipulated under Regulation 16 of the Securities and Exchange Board of India (Listing Obligations and Disclosure Requirements) Regulations, 2015.

Risk Management:

The Company has laid down procedures to inform Board members about the risk assessment and minimization procedures. The Audit Committee / the Board periodically discusses the significant business risks identified by the management and the mitigation process being taken up. A note on risk identification and mitigation is included in the Management Discussion and Analysis Report, annexed to the Directors' Report.

Compliance with Corporate Governance Norms

The Company has complied with the mandatory requirements of the Code of Corporate Governance as stipulated in Schedule V (E) of the Securities and Exchange Board of India (Listing Obligations and Disclosure Requirements) Regulations, 2015. The Company has submitted the compliance report in the prescribed format to the stock exchanges for all the quarters including the quarter ended 31st March 2020. The Statutory Auditors have certified that the Company has complied with the conditions of corporate governance as stipulated in Schedule V (E) of the Securities and Exchange Board of India (Listing Obligations

and Disclosure Requirements) Regulations, 2015. The said certificate is annexed to this Report.

Means of Communication:

The quarterly financial results are published within 48 hours of the conclusion of the Board Meeting in the following Newspapers:

1. Business Line (English) / Trinity Mirror (English)
2. Makkal Kural (Tamil)

The Financial Results are also displayed on <http://orientgreenpower.com/newspaper-advertisement.asp>

Annual Reports, notice of the meetings and other communications to the Shareholders are sent through e-mail, post or courier.

However, this year in view of the outbreak of COVID-19 pandemic and owing to the difficulties involved in dispatching of physical copies of Annual Report, the Ministry of Corporate Affairs ("MCA") has vide its circular no 20/2020 dated 5th May 2020 directed the Companies to send the Annual Report only by e-mail to all the Members of the Company. Therefore, the Annual Report for FY 2019-20 and Notice of AGM of the Company is being sent to the Members at their registered e-mail addresses in accordance with MCA and SEBI Circulars.

Besides the financial information, the following are posted on the Company's website:

- Periodical press releases
- Corporate Presentations
- Presentations to investors/analysts
- Transcript of earnings Conference -call.

CEO/CFO Certification:

The Managing Director and Chief Executive Officer (MD & CEO) and the Chief Financial Officer (CFO) have certified to the Board in accordance with Regulation 17(8) of Securities and Exchange Board of India (Listing Obligations and Disclosure Requirements) Regulations, 2015 pertaining to CEO/CFO certification for the financial year ended March 31, 2020. The CEO/CFO Certificate is provided as Annexure to this report.

Certificate from Practising Company Secretaries

A certificate has been received from M/s Alagar & Associates, CP.No.8196 Practising Company Secretaries, that none of the Directors on the Board of the Company has been debarred or disqualified from being appointed or continuing as directors of companies by the Securities and Exchange Board of India, Ministry of Corporate Affairs or any such statutory authority.

Statutory Auditor's Remuneration

G.D. Apte & Co., Chartered Accountants (Firm Registration No. 100 515W) have been appointed as the Statutory Auditors of the Company. Total fees of Rs. 49,25,000 (Rupees Forty Nine Lakhs Twenty Five Thousands only) for financial year 2019-20, towards audit fee, was paid by the Company and its subsidiaries, on a consolidated basis, to the statutory auditor.

Commodity price risk or foreign exchange risk and hedging activities:

The Company does not deal in commodities and hence the disclosure pursuant to SEBI Circular dated November 15, 2018 is not applicable. For a detailed discussion on foreign exchange risk and hedging activities, please refer to Management Discussion and Analysis Report.

SEBI Listing Regulations:

The SEBI (Listing Obligations and Disclosure Requirements) Regulations ('the Listing Regulations') prescribe various corporate governance recommendations. We comply with the corporate governance requirements under the Listing Regulations.

Details of adoption of Non Mandatory requirements:

The Company has also ensured the implementation of non-mandatory items such as:

- Separate posts of Chairman, and MD / CEO,
- Unmodified audit opinions / reporting,
- The internal auditor reporting directly to the audit committee.

Plant Location:

With a total nearly 421 MW wind, our wind farms are located in the states of Tamil Nadu, Andhra Pradesh, Gujarat, Karnataka and Croatia (Europe).

Management Discussion and Analysis Report:

The Management Discussion and Analysis report for the FY 2019-20 forms part of the Annual Report.

For and on behalf of the Board of Directors

Chennai
June 10, 2020

Venkatachalam Sesha Ayyar
Managing Director
DIN: 06698233

T.Shivaraman
Director
DIN: 01312018

GENERAL SHAREHOLDER INFORMATION:

Registered Office: 4th Floor, Sigappi Achi Building, 18/3, Rukmini Lakshmi pathi Road, Egmore, Chennai 600008.

Corporate Identity Number: L40108TN2006PLC061665

Annual General Meeting

Day	Friday
Date	25 th September 2020
Time	11.00 AM
Venue	Registered Office of the Company at 4 th Floor, Sigappi Achi Building, 18/3, Rukmini Lakshmi pathi Road, Egmore, Chennai 600008

Tentative Financial Calendar

Financial reporting for the 01 st Quarter ending 30 th June 2020	On or before 14 th August 2020
Financial reporting for the 02 nd Quarter ending 30 th September 2020	On or before 14 th November 2020
Financial reporting for the 03 rd Quarter ending 31 st December 2020	On or before 14 th February 2021
Financial reporting for the year ending 31 st March 2021	On or before 30 th May 2021

Financial Year

The Financial year of the Company is 01st April – 31st March.

Book Closure

Monday, 14th September 2020 to Friday, 25th September 2020 (both days inclusive)

Listing On Stock Exchanges and Stock Code

Equity Shares

Stock Exchanges	Address	Stock Code
BSE Ltd.	Dalal Street, Mumbai, Maharashtra 400001	533263
National Stock Exchange of India Limited	Exchange Plaza, C-1, Block G, Bandra Kurla Complex, Bandra (E), Mumbai, Maharashtra 400051	GREENPOWER

The Company has paid the Annual Listing Fees for the Financial Year 2019 – 2020 to both the Stock Exchanges.

Market Price Data

High and Low during each month from 01 April, 2019 to 31 March, 2020:

A. BSE Limited:

Month	BSE Limited (in Rs.)		No. of shares traded
	High	Low	
April – 2019	4.39	3.2	527,483
May – 2019	4.44	3.4	1,336,092
June – 2019	5.14	3.85	1,232,267
July – 2019	5.79	3.29	2,256,145
August – 2019	3.29	2.24	944,520
September – 2019	2.70	2.31	597,874
October – 2019	2.36	1.3	3,847,705

Month	BSE Limited (in Rs.)		No. of shares traded
	High	Low	
November- 2019	2.73	1.36	4,049,436
December- 2019	3.15	1.91	1,113,149
January – 2020	2.53	1.82	446,451
February – 2020	2.37	1.83	311,750
March – 2020	1.99	1.2	27,690,798

B. National Stock Exchange of India Limited:

Month	National Stock Exchange of India Limited (in Rs.)		No. of shares traded (in lakhs)
	High	Low	
April – 2019	4.35	3.20	17.16
May – 2019	4.40	3.35	28.75
June – 2019	5.10	3.90	25.38
July – 2019	5.80	3.35	30.88
August – 2019	3.35	2.20	30.32
September – 2019	2.65	2.30	12.40
October – 2019	2.45	1.35	28.45
November- 2019	2.50	1.35	42.88
December- 2019	2.80	1.90	21.41
January – 2020	2.50	1.85	35.94
February – 2020	2.30	1.85	13.55
March – 2020	1.95	1.45	260.10

Registrar and Share Transfer Agent

Members are requested to correspond with the Company's Registrar & Share Transfer Agent.

Link Intime India Private Limited

C 101, 247 Park,

L.B.S Marg, Vikhroli (West), Mumbai - 400 083, India

Tel: + 91 22 49186000

Fax: + 91 22 49186060

Email: rnt.helpdesk@linkintime.co.in

Website: www.linkintime.co.in

Contact Person: Ms. Bhavani Ankam

SEBI Registration Number: INR000004058

Share Holding Pattern as on 31st March 2020

Particulars	Shares	Percentage
Promoters	365812640	48.728
Foreign Portfolio Investor	12544256	1.671
Alternate Investment Funds	12193422	1.6242
Financial Institutions & Banks	33599921	4.4756
Corporate Bodies	34674858	4.6189
Foreign Corporate Bodies	163906671	21.8331
Non-Resident Indian (Non Repat)	1228881	0.1637
Non-Resident Indian (Repat)	1186854	0.1581
Clearing Member	50707166	6.7544
Hindu Undivided Family	4014101	0.5347
Directors and their relatives	373859	0.0498
Public	70481348	9.3885
TOTAL	750723977	100.00

Distribution of Shareholding as on 31st March 2020

Category	No. of share holders	% of share holders	Total Shares	% of total shares
1 - 5000	20072	60.9461	4016962	0.5351
5001 - 10000	5189	15.7558	4595983	0.6122
10001 - 20000	3282	9.9654	5428053	0.723
20001 - 30000	1180	3.5829	3113232	0.4147
30001 - 40000	607	1.8431	2210866	0.2945
40001 - 50000	681	2.0678	3297741	0.4393
50001 - 100000	968	2.9392	7476707	0.9959
100001 - and Above	955	2.8997	720584433	95.9853
Total	32934	100	750723977	100

Distribution of Holdings - NSDL & CDSL & Physical Record Date: 31st March 2020

Shareholding Summary as on 31st March 2020

CATEGORY	NO.OF HOLDERS	TOTAL POSITIONS	% OF HOLDINGS
NSDL	18,033	287222567	38.2594
CDSL	14,739	463498541	61.7402
Physical	162	2869	0.0004
Total	32,934	750723977	100

The Company's Equity Shares are regularly traded on the BSE Limited and on the National Stock Exchange of India Limited.

DEMATERIALISATION OF SHARES AND LIQUIDITY

The shares of the Company are compulsorily traded in dematerialized form. The code number allotted by National Securities Depository Limited (NSDL) and Central Depository Services (India) Ltd., (CDSL) to Orient Green Power Company Limited is ISIN INE-999K01014. As on 31.03.2020, 99.99% of the total equity share capital was held in dematerialized form.

DETAILS (IN AGGREGATE OF SHARES IN THE SUSPENSE ACCOUNT)

As directed by Schedule V of the Securities and Exchange Board of India (Listing Obligations & Disclosure Requirements) Regulations, 2015 Aggregate number of shareholders and the outstanding shares in the suspense account lying at the beginning and at the end of the year and number of shareholders who approached issuer for transfer of shares from suspense account during the year and number of shareholders to whom the shares were transferred from suspense account during the year are tabled below:

Aggregate number of shareholders and the outstanding shares in the suspense account lying at the beginning and at the end of the year

Aggregate number of shareholders at the beginning	Aggregate number of shareholders at the end	Outstanding shares in the suspense account lying at the beginning	the outstanding shares in the suspense account lying at the end
2	2	2250	2250

ADDRESS FOR INVESTOR CORRESPONDENCE

For any assistance regarding dematerialization of shares, share transfers, transmissions, change of address, or any other query relating to shares, please write to:

Chennai
June 10, 2020

Link Intime India Private Limited

C 101, 247 Park,
L.B.S Marg, Vikhroli (West), Mumbai - 400 083, India
Tel: + 91 22 49186000
Fax: + 91 22 49186060
Email: rnt.helpdesk@linkintime.co.in
Website: www.linkintime.co.in

Mr. P. Srinivasan

Company Secretary and Compliance Officer Orient Green Power Company Limited,

Sigappi Achi Building, 4th Floor,
18/3 Rukmini Lakshmiipathi Road, Egmore,
Chennai 600008, India
Tel: + 91 44 4901 5678
Fax: +91 44 4901 5655
Email: complianceofficer@orientgreenpower.com
Website: www.orientgreenpower.com

ONLINE INFORMATION

Shareholders are requested to visit www.orientgreenpower.com, the website of the Company for online information about the Company. The financial results, share price information of the Company if any are posted on the website of the Company and are periodically updated with all developments. Besides this the shareholders have the facility to write any query at the e-mail id of the Compliance officer at complianceofficer@orientgreenpower.com and the Company shall act on the same within the reasonable time on receipt of such query.

For and on behalf of the Board of Directors

Venkatachalam Sesa Ayyar
Managing Director
DIN: 06698233

T.Shivaraman
Director
DIN: 01312018

Declaration by the CEO & Managing Director under SEBI (LODR) Regulations, 2015 regarding compliance with Code of Conduct

In accordance with Regulation 34(3) read with Schedule V of the SEBI (LODR), Regulations, 2015, I hereby confirm that all the Directors and the Senior Management personnel of the Company have affirmed compliance with the Code of Conduct, as applicable to them, for the financial year ended March 31, 2020.

Chennai
June 10, 2020

For Orient Green Power Company Limited

Venkatachalam Sesha Ayyar
CEO & Managing Director
(DIN: 06698233)

AUDITORS' CERTIFICATE ON COMPLIANCE WITH THE CONDITIONS OF CORPORATE GOVERNANCE UNDER SCHEDULE V (E) OF THE SECURITIES AND EXCHANGE BOARD OF INDIA (LISTING OBLIGATIONS AND DISCLOSURE REQUIREMENTS) REGULATIONS, 2015) TO THE MEMBERS OF ORIENT GREEN POWER COMPANY LIMITED

To The Members of Orient Green Power Company Limited

INDEPENDENT AUDITORS CERTIFICATE ON CORPORATE GOVERNANCE

We have examined the compliance of conditions of Corporate Governance by Orient Green Power Limited (the Company), for the year ended 31st March, 2020, as stipulated in Schedule V (E) of the SEBI (Listing Obligations and Disclosure Requirement) Regulations, 2015 (the Regulations).

The compliance of Corporate Governance is the responsibility of the Company's management. Our examination was limited to procedures and implementation thereof, adopted by the Company for ensuring the compliance of the Regulations of the Corporate Governance. It is neither an audit nor an

expression of opinion on the Financial Statements of the Company.

In our opinion and to the best of our information and in accordance with the explanations given to us, we certify that the Company has complied with the Regulations of Corporate Governance as stipulated in the above mentioned Regulations.

We further state that such compliance is neither an assurance as to the future viability of the Company nor the efficiency or effectiveness with which the management has conducted the affairs of the Company.

Pune
June 10, 2020

For G. D. Apte & Co.
Chartered Accountants
Firm Registration No: 100515W
UDIN 20113053AAAABT1609

Umesh S. Abhyankar
Partner
Membership No.: 113053

CEO and CFO Certification

Dear members of the Board,

We, Venkatachalam Sesa Ayyar, Managing Director & Chief Executive Officer, and Ms. J. Kotteswari, Chief Financial Officer of OGPL, to the best of our knowledge and belief, certify that:

- A. We have reviewed financial statements for the year and that to the best of our knowledge and belief:
 - (1) these statements do not contain any materially untrue statement or omit any material fact or contain statements that might be misleading;
 - (2) these statements together present a true and fair view of the listed entity's affairs and are in compliance with existing accounting standards, applicable laws and regulations.
- B. There are, to the best of our knowledge and belief, no transactions entered into by the listed entity during the year ended March 31, 2020 which are fraudulent, illegal or violative of the listed entity's code of conduct.
- C. We accept responsibility for establishing and maintaining internal controls for financial reporting and that we have evaluated the effectiveness of internal control systems of the listed entity pertaining to financial reporting and we have disclosed to the auditors and the audit committee, deficiencies in the design or operation of such internal controls, if any, of which we are aware and the steps they have taken or propose to take to rectify these deficiencies.
- D. We have indicated to the auditors and the Audit committee
 - (1) No significant changes in internal control over financial reporting during the year ended March 31, 2020, if any;
 - (2) No significant changes in accounting policies during the year ended March 31, 2020 and that the same have been disclosed in the notes to the financial statements, if any; and
 - (3) There is no instances of significant fraud of which they have become aware and the involvement therein, if any, of the management or an employee having a significant role in the listed entity's internal control system over financial reporting.

Chennai
June 10, 2020

Venkatachalam Sesa Ayyar
Managing Director
DIN: 06698233

J. Kotteswari
Chief Financial Officer

INDEPENDENT AUDITOR'S REPORT

To the Members of Orient Green Power Company Limited

Report on the Audit of the Consolidated Financial Statements

Opinion

We have audited the accompanying consolidated financial statements of Orient Green Power Company Limited (hereinafter referred to as the "Holding Company") and its subsidiaries (the Holding Company and its subsidiaries together referred to as "the Group"), which comprise the Consolidated Balance Sheet as at March 31, 2020, the Consolidated Statement of Profit and Loss (including Other Comprehensive Income), the Consolidated Statement of Changes in Equity and the Consolidated Statement of Cash Flows for the year ended on that date, and notes to the consolidated financial statements including a summary of the significant accounting policies and other explanatory information. (hereinafter referred to as "the consolidated financial statements")

In our opinion and to the best of our information and according to the explanations given to us and based on the consideration of reports of other auditors on separate financial statements and on the other financial information of certain subsidiaries, the aforesaid consolidated financial statements give the information required by the Companies Act, 2013 as amended (the "Act") in the manner so required and give a true and fair view in conformity with Indian Accounting Standards (IND AS) prescribed under section 133 of the Act read with the Companies (Indian Accounting Standards) Rules, 2015 as amended including the Companies (Indian Accounting Standards) Amendment Rules, 2019 and other accounting principles generally accepted in India, of the consolidated state of affairs of the Group as at March 31, 2020, the consolidated profit, consolidated total comprehensive income, consolidated changes in equity and its consolidated cash flows for the year ended on that date.

Basis for Opinion

We conducted our audit of the consolidated financial statements in accordance with the Standards on Auditing (SAs) specified under section 143 (10) of the Act. Our responsibilities under those Standards are further described in the Auditor's Responsibilities for the Audit of the Consolidated Financial Statements section of our report. We are independent of the Group in accordance with the Code of Ethics issued by the Institute of Chartered Accountants of India (ICAI) together with the ethical requirements that are relevant to our audit of the consolidated financial statements under the provisions of the Act and the Rules made thereunder, and we have fulfilled our other ethical

responsibilities in accordance with these requirements and the ICAI's Code of Ethics. We believe that the audit evidence we have obtained is sufficient and appropriate to provide a basis for our audit opinion on the consolidated financial statements.

Emphasis of Matter

We draw attention to the following matters included in the Notes to the Ind AS Consolidated financial statements:

- i. Considering the stay granted by the Supreme Court of India on the order issued by Central Electricity Regulatory Commission ('CERC') on reduction of floor price, and based on the legal opinion obtained, the Group is confident of favourable decision on the appeal with Hon'ble Supreme Court against APTEL (Appellate Tribunal for Electricity at New Delhi) order and realisation of difference of ₹500 per REC aggregating to ₹2,071.49 Lakhs in respect of receivables as on 31st March 2017.
- ii. The Group during the year tested the Property, Plant & Equipment for impairment. Such testing performed on an annual basis did not reveal any impairment losses.
- iii. Due to recent regulatory developments in Andhra Pradesh, the Group could not proceed with Phase III power project. However, the Group is confident of recovering substantial portion of capital advances given in this regard. Accordingly, no provision is required for the capital advance amounting to ₹6,510.68 Lakhs considering the above and the comfort letter issued by SVL Ltd guaranteeing repayment in case of non-recovery. Nevertheless, for the delay in recovering the said advances, the Group has made provisioning for expected credit losses.
- iv. Entire global market experienced significant disruption in operations resulting from uncertainty caused by the Coronavirus (Covid 19) pandemic. As the company and its subsidiaries (the Group) are into generation and supply of power, (which is an essential service) and considering the nature of agreements entered with customers, the management believes that the impact on business is not significant as on March 31, 2020. Nevertheless, the uncertainty prevailing in the external environment might have an impact on the future operations of the company. The Group is also closely monitoring the developments and is taking necessary steps to minimize the impact of this unprecedented situation.

Our opinion is not modified in respect of these matters.

Key Audit Matters

Key audit matters are those matters that in our professional judgment, were of most significance in our audit of the consolidated financial statements of the current year. These matters were addressed in the context of our audit of the consolidated financial statements as a whole, and in forming our opinion thereon, and we do not provide a separate opinion on these matters. We did not audit the financial

statements of certain subsidiaries, as at and for the year ended on March 31, 2020, as considered in the consolidated financial statements. These financial statements have been audited by other auditors whose reports have been furnished to us by the Management and our identification and reporting of the Key Audit Matters, in so far as it relates to these subsidiaries, is based solely on the reports of the other auditors.

We have determined the matter described below to be the key audit matter to be communicated in our report.

Sr. No	Key Audit Matter	Auditors Response
1	Audit of testing of Impairment in the Property, Plant and Equipment and credit losses, if any, in the Loans and Advances have been identified as a Key Audit Matter considering the materiality involved.	<p>The audit procedures that were performed were as under:</p> <ul style="list-style-type: none"> • Where the situation so warranted, we reviewed the adequacy of the impairment provisions/credit losses estimated by the company for its Property, Plant and Equipment and Loans based on the net-worth of the other companies, the operating/ cash profits and the net present value of cash flows on the basis of the projected financial statements approved by the management and the Audit Committee of the company. • We have reviewed the reasonableness of the projected revenues, expenses, remaining useful life of the Windmills and the net present value of the cash flows (NPV) of the company and the discount rate involved. We have also compared the NPV with the carrying amounts of the assets in order to ascertain the adequacy of the provisions. According to the information and explanations given to us by the management of the company, we have also considered the long gestation and the pay-back period involved in the Wind Power Projects, while estimating the amount and the timing of the provisions/credit losses against the Investments and the Loans. • We have obtained and reviewed the reports on the valuation of the Windmills and equity shares which was carried out by the company by engaging Independent Valuers. • Our procedures did not reveal any material concerns on the provision for impairment and credit losses as considered in the financial statements.

Information Other than the Consolidated Financial Statements and Auditor’s Report Thereon

The Holding Company’s Board of Directors is responsible for the other information. The other information comprises the information included in the Management Discussion and Analysis, the report of the Board of Directors and the report on the Corporate Governance but does not include the Consolidated Financial Statements and our auditor’s report thereon.

Our opinion on the Consolidated Financial Statements does not cover the other information and we do not express any form of assurance conclusion thereon.

In connection with our audit of the Consolidated Financial Statements, our responsibility is to read the other information and, in doing so, consider whether the other information is materially inconsistent with the Consolidated Financial Statements or our knowledge obtained in the audit or otherwise appears to be materially misstated.

If, based on the work we have performed, we conclude that there is a material misstatement of this other information, we are required to report that fact. We have nothing to report in this regard.

Management's Responsibility for the Consolidated Financial Statements

The Holding Company's Board of Directors is responsible for preparation and presentation of these consolidated financial statements that give a true and fair view of the consolidated financial position, consolidated financial performance, consolidated total comprehensive income, consolidated statement of changes in equity and consolidated cash flows of the Group in accordance with Indian Accounting Standards (IND AS) prescribed under section 133 of the Act read with the Companies (Indian Accounting Standards) Rules, 2015 as amended including the Companies (Indian Accounting Standards) Amendment Rules, 2019 and other accounting principles generally accepted in India. The respective Board of Directors of the companies included in the Group are responsible for maintenance of the adequate accounting records in accordance with the provisions of the Act for safeguarding the assets of the Group and for preventing and detecting frauds and other irregularities; selection and application of appropriate accounting policies; making judgments and estimates that are reasonable and prudent; and design, implementation and maintenance of adequate internal financial controls, that were operating effectively for ensuring the accuracy and completeness of the accounting records, relevant to the preparation and presentation of the consolidated financial statements that give a true and fair view and are free from material misstatement, whether due to fraud or error which have been used for the purpose of preparation of the consolidated financial statements by the Board of Directors of the Holding Company, as aforesaid.

In preparing the consolidated financial statements, the respective Board of Directors of the companies included in the Group are responsible for assessing the ability of the Group to continue as a going concern, disclosing, as applicable, matters related to going concern and using the going concern basis of accounting unless management either intends to liquidate the Group or to cease operations, or has no realistic alternative but to do so.

The respective Board of Directors of the companies included in the Group are also responsible for overseeing the financial reporting process of the group.

Auditor's Responsibilities for the Audit of the Consolidated Financial Statements

Our objectives are to obtain reasonable assurance about whether the consolidated financial statements as a whole are free from material misstatements, whether due to fraud

or error, and to issue an auditor's report that includes our opinion. Reasonable assurance is a high level of assurance, but is not a guarantee that an audit conducted in accordance with SAs will always detect a material misstatement when it exists. Misstatements can arise from fraud or error and are considered material if, individually or in the aggregate, they could reasonably be expected to influence the economic decisions of users taken on the basis of these consolidated financial statements.

As part of an audit in accordance with SAs, we exercise professional judgment and maintain professional skepticism throughout the audit. We also:

- Identify and assess the risks of material misstatement of the consolidated financial statements, whether due to fraud or error, design and perform audit procedures responsive to those risks, and obtain audit evidence that is sufficient and appropriate to provide a basis for our opinion. The risk of not detecting a material misstatement resulting from fraud is higher than for one resulting from error, as fraud may involve collusion, forgery, intentional omissions, misrepresentations, or the override of internal control.
- Obtain an understanding of internal financial controls relevant to the audit in order to design audit procedures that are appropriate in the circumstances. Under section 143(3)(i) of the Act, we are also responsible for expressing our opinion on whether the Holding Company and its subsidiary companies which are companies incorporated in India, have adequate internal financial controls system in place and the operating effectiveness of such controls.
- Evaluate the appropriateness of accounting policies used and the reasonableness of accounting estimates and related disclosures made by management.
- Conclude on the appropriateness of management's use of the going concern basis of accounting in preparation of consolidated financial statements and, based on the audit evidence obtained, whether a material uncertainty exists related to events or conditions that may cast significant doubt on the ability of the Group to continue as a going concern. If we conclude that a material uncertainty exists, we are required to draw attention in our auditor's report to the related disclosures in the consolidated financial statements or, if such disclosures are inadequate, to modify our opinion. Our conclusions are based on the

audit evidence obtained up to the date of our auditor's report. However, future events or conditions may cause the Group to cease to continue as a going concern.

- Evaluate the overall presentation, structure and content of the consolidated financial statements, including the disclosures, and whether the consolidated financial statements represent the underlying transactions and events in a manner that achieves fair presentation.
- Obtain sufficient appropriate audit evidence regarding the financial information of the entities or business activities within the Group to express an opinion on the consolidated financial statements. We are responsible for the direction, supervision and performance of the audit of the financial statements of such entities included in the consolidated financial statements. We remain solely responsible for our audit opinion.

Materiality is the magnitude of misstatements in the consolidated financial statements that, individually or in aggregate, makes it probable that the economic decisions of a reasonably knowledgeable user of the financial statements may be influenced. We consider quantitative materiality and qualitative factors in (i) planning the scope of our audit work and in evaluating the results of our work; and (ii) to evaluate the effect of any identified misstatements in the financial statements.

We communicate with those charged with governance of Holding Company and such other entities included in the consolidated financial statements of which we are the independent auditors regarding, among other matters, the planned scope and timing of the audit and significant audit findings, including any significant deficiencies in internal control that we identify during our audit.

We also provide those charged with governance with a statement that we have complied with relevant ethical requirements regarding independence, and to communicate with them all relationships and other matters that may reasonably be thought to bear on our independence, and where applicable, related safeguards.

From the matters communicated with those charged with governance, we determine those matters that were of most significance in the audit of the consolidated financial statements of the current year and are therefore the key audit matters. We describe these matters in our auditor's report unless law or regulation precludes public disclosure about the matter or when, in extremely rare circumstances, we determine that a matter should not be communicated

in our report because the adverse consequences of doing so would reasonably be expected to outweigh the public interest benefits of such communication.

Other Matters

We did not audit the financial statements of certain subsidiaries whose financial statements reflect total assets of ₹20,452.24 Lakhs as at March 31, 2020, total revenues of ₹4,192.99 Lakhs, Group's share of total net profit after tax of ₹41.21 lakhs and net cash inflows amounting to ₹71.64 Lakhs after elimination of inter group transactions for the year ended on that date, as considered in the consolidated financial statements.

These financial statements have been audited by other auditors whose reports have been furnished to us by the Management. Our opinion on the consolidated financial statements, in so far as it relates to the amounts and disclosures included in respect of these subsidiaries, and our report in terms of sub-sections (3) of Section 143 of the Act, in so far as it relates to the aforesaid subsidiaries, is based solely on the reports of such other auditors.

Our opinion on the consolidated financial statements, and our report on Other Legal and Regulatory Requirements below, is not modified in respect of the above matter with respect to our reliance on the work done and the reports of the other auditors.

Report on Other Legal and Regulatory Requirements

As required by Section 143(3) of the Act, based on our audit and on the consideration of report of the other auditors on separate financial statements and the other financial information of subsidiaries, as noted in the "other matter" paragraph we report, to the extent applicable, that:

- We have sought and obtained all the information and explanations which to the best of our knowledge and belief were necessary for the purposes of our audit of the aforesaid consolidated financial statements.
- In our opinion, proper books of account as required by law relating to preparation of the aforesaid consolidated financial statements have been kept so far as it appears from our examination of those books and the reports of the other auditors.
- The Consolidated Balance Sheet, the Consolidated Statement of Profit and Loss (including other comprehensive income), Consolidated Statement of Changes in Equity and the Consolidated Cash Flow

Statement dealt with by this Report are in agreement with the relevant books of account maintained for the purpose of preparation of the consolidated financial statements.

- d. In our opinion, the aforesaid consolidated financial statements comply with the Indian Accounting Standards specified under Section 133 of the Act read with the Companies (Indian Accounting Standards) Rules, 2015 as amended including the Companies (Indian Accounting Standards) Amendment Rules, 2019.
- e. On the basis of the written representations received from the directors of the Holding Company as on March 31, 2020 taken on record by the Board of Directors of the Holding Company and the reports of the statutory auditor of its subsidiaries incorporated in India, none of the directors of the Group companies incorporated in India is disqualified as on March 31, 2020 from being appointed as a director in terms of Section 164 (2) of the Act.
- f. With respect to the adequacy of the internal financial controls with reference to financial statements of the Holding Company and its subsidiaries incorporated in India and the operating effectiveness of such controls, refer to our separate Report in "Annexure A".
- g. With respect to the other matters to be included in the Auditor's Report in accordance with the requirements of section 197(16) of the Act, as amended, in our opinion and to the best of our information and according to the explanations given to us, the remuneration paid by

the Holding Company and the subsidiaries which are incorporated in India to its directors during the year is in accordance with the provisions of section 197 (16) of the Act.

- h. With respect to the other matters to be included in the Auditor's Report in accordance with Rule 11 of the Companies (Audit and Auditor's) Rules, 2014, in our opinion and to the best of our information and according to the explanations given to us:
 - i. The Group has disclosed the impact of pending litigations on its financial position in its consolidated financial statements.
 - ii. The Group, did not have any material foreseeable losses on long-term contracts including derivative contracts during the year ended 31st March 2020
 - iii. There were no amounts which were required to be transferred to the Investor Education and Protection Fund by the Holding Company and the subsidiaries which are incorporated in India.

For G. D. Apte & Co
Chartered Accountants
Firm Registration Number: 100 515W

Pune,
June 10, 2020

Umesh S Abhyankar
Partner
UDIN: 20113053AAAABP4744
Membership Number: 113053

'Annexure A' to the Independent Auditor's Report of Even Date on the Consolidated Financial Statements of Orient Green Power Company Limited – Report on the Internal Financial Controls under Clause (i) of Sub-section 3 of Section 143 of the Companies Act, 2013 ("the Act")

To The Members of Orient Green Power Company Limited

In conjunction with our audit of the consolidated IND AS financial statements of Orient Green Power Company Limited as at and for the year ended March 31, 2020, we have audited the internal financial controls over financial reporting of Orient Green Power Company Limited (hereinafter referred to as the "Holding Company") and its subsidiaries (the Holding Company and its subsidiaries together referred to as "the Group") which are companies incorporated in India, as at that date.

Management's Responsibility for Internal Financial Controls

The respective Board of Directors of the Holding Company and its subsidiaries, which are companies incorporated in India, are responsible for establishing and maintaining internal financial controls based on the internal control over financial reporting criteria established by the Holding Company considering the essential components of internal control stated in the Guidance Note on Audit of Internal Financial Controls Over Financial Reporting ("the Guidance Note") issued by the Institute of Chartered Accountants of India (ICAI). These responsibilities include the design, implementation and maintenance of adequate internal financial controls that were operating effectively for ensuring the orderly and efficient conduct of its business, including adherence to the Company's policies, the safeguarding of its assets, the prevention and detection of frauds and errors, the accuracy and completeness of the accounting records, and the timely preparation of reliable financial information, as required under the Act.

Auditor's Responsibility

Our responsibility is to express an opinion on the company's internal financial controls over financial reporting with reference to these consolidated Ind AS financial statements based on our audit. We conducted our audit in accordance with the Guidance Note on Audit of Internal Financial Controls Over Financial Reporting (the "Guidance Note") and the Standards on Auditing, both, issued by the Institute of Chartered Accountants of India, and deemed to be

prescribed under section 143(10) of the Act, to the extent applicable to an audit of internal financial controls. Those Standards and the Guidance Note require that we comply with ethical requirements and plan and perform the audit to obtain reasonable assurance about whether adequate internal financial controls over financial reporting with reference to these consolidated Ind AS financial statements was established and maintained and if such controls operated effectively in all material respects.

Our audit involves performing procedures to obtain audit evidence about the adequacy of the internal financial controls over financial reporting with reference to these consolidated Ind AS financial statements and their operating effectiveness. Our audit of internal financial controls over financial reporting included obtaining an understanding of internal financial controls over financial reporting with reference to these consolidated Ind AS financial statements, assessing the risk that a material weakness exists, and testing and evaluating the design and operating effectiveness of internal control based on the assessed risk. The procedures selected depend on the auditor's judgement, including the assessment of the risks of material misstatement of the financial statements, whether due to fraud or error.

We believe that the audit evidence we have obtained and the audit evidence obtained by the other auditors in terms of their reports referred to in the Other Matters paragraph below, is sufficient and appropriate to provide a basis for our audit opinion on the internal financial controls over financial reporting with reference to these consolidated Ind AS financial statements.

Meaning of Internal Financial Controls Over Financial Reporting with Reference to these Consolidated Ind AS Financial Statements

A company's internal financial control over financial reporting with reference to these consolidated Ind AS financial statements is a process designed to provide reasonable assurance regarding the reliability of financial reporting and the preparation of financial statements for external purposes in accordance with generally accepted accounting principles. A company's internal financial control over financial reporting with reference to these consolidated Ind AS financial statements includes those policies and procedures that (1) pertain to the maintenance of records that, in reasonable detail, accurately and fairly reflect the transactions and dispositions of the assets of the company; (2) provide reasonable assurance that transactions are recorded as necessary to permit preparation of financial statements in

accordance with generally accepted accounting principles, and that receipts and expenditures of the company are being made only in accordance with authorisations of management and directors of the company; and (3) provide reasonable assurance regarding prevention or timely detection of unauthorised acquisition, use, or disposition of the company's assets that could have a material effect on the financial statements.

Inherent Limitations of Internal Financial Controls Over Financial Reporting with Reference to these Consolidated Ind AS Financial Statements

Because of the inherent limitations of internal financial controls over financial reporting with reference to consolidated Ind AS financial statements, including the possibility of collusion or improper management override of controls, material misstatements due to error or fraud may occur and not be detected. Also, projections of any evaluation of the internal financial controls over financial reporting with reference to these consolidated Ind AS financial statements to future periods are subject to the risk that the internal financial control over financial reporting may become inadequate because of changes in conditions, or that the degree of compliance with the policies or procedures may deteriorate.

Opinion

In our opinion, the Holding Company and its subsidiaries which are companies incorporated in India have maintained

in all material respects, an adequate internal financial controls system over financial reporting with reference to these consolidated Ind AS financial statements and such internal financial controls over financial reporting were operating effectively as at March 31, 2020, based on the internal control over financial reporting criteria established considering the essential components of internal control stated in the Guidance Note on Audit of Internal Financial Controls Over Financial Reporting issued by the ICAI.

Other Matter

Our report under Section 143(3)(i) of the Act on the adequacy and operating effectiveness of the internal financial controls over financial reporting with reference to consolidated financial statements in so far as it relates to certain subsidiaries not audited by us and which are companies incorporated in India is based on the corresponding reports of the auditors of such subsidiaries incorporated in India.

Our opinion is not modified in respect of the above matter.

For G. D. Apte & Co
Chartered Accountants
Firm Registration Number: 100 515W

Umesh S Abhyankar
Partner
UDIN: 20113053AAAABP4744
Membership Number: 113053

Pune,
June 10, 2020

CONSOLIDATED BALANCE SHEET AS AT 31 MARCH, 2020

(All amounts are in Indian Rupees in Lakhs unless otherwise stated)

Particulars	Note No.	As at March 31, 2020	As at March 31, 2019
ASSETS			
Non -current assets			
(a) Property, plant and equipment	5a	171,506.32	174,530.71
(b) Capital work-in-progress		-	611.32
(c) Goodwill on consolidation	42	1,278.00	1,278.00
(d) Other intangible assets	5b	302.86	421.87
(e) Financial assets			
(i) Investments	6	-	-
(ii) Loans	7	5,366.25	7,708.80
(iii) Other financial assets	8	541.57	785.60
(f) Non-current tax assets	9	397.44	522.33
(g) Other non-current assets	10	7,764.18	14,412.39
Total non-current assets		187,156.62	200,271.02
Current Assets			
(a) Inventories	11	191.89	253.10
(b) Financial assets			
(i) Investments	12	-	-
(ii) Trade receivables	13	10,694.35	9,722.34
(iii) Cash and cash equivalents	14 A	819.12	945.00
(iv) Bank balances other than (iii) above	14 B	10.12	100.80
(v) Other financial assets	15	7,152.25	3,592.38
(c) Other current assets	16	856.09	2,013.56
Total current assets		19,723.82	16,627.18
Assets classified as held for sale	17	1,820.47	6,736.96
Total assets		208,700.91	223,635.16
EQUITY AND LIABILITIES			
Equity			
(a) Equity share capital	18	75,072.40	75,072.40
(b) Other equity	19	(23,860.00)	(25,490.68)
Equity attributable to the owners of the Company		51,212.40	49,581.72
Non - controlling interests		(1,053.18)	(733.41)
Total equity		50,159.22	48,848.31
Liabilities			
Non-current liabilities			
(a) Financial liabilities			
(i) Borrowings	20	123,312.20	136,722.73
(ii) Other financial liabilities	21	10,477.03	8,446.81

CONSOLIDATED BALANCE SHEET AS AT 31 MARCH, 2020

(All amounts are in Indian Rupees in Lakhs unless otherwise stated)

Particulars	Note No.	As at March 31, 2020	As at March 31, 2019
(b) Provisions	22	206.73	195.09
(c) Deferred tax liabilities (Net)	23	-	-
(d) Other non-current liabilities	24	-	70.17
Total non-current liabilities		133,995.96	145,434.80
Current liabilities			
(a) Financial liabilities			
(i) Borrowings	25	2,534.07	2,554.19
(ii) Trade Payables	26		
> Total outstanding dues of micro and small enterprises		-	-
> Total outstanding dues of creditors other than micro and small enterprises		2,757.97	2,988.75
(iii) Other financial liabilities	27	13,013.29	16,154.65
(b) Provisions	28	52.82	52.20
(c) Other current liabilities	29	257.82	673.69
Total current liabilities		18,615.97	22,423.48
Liabilities directly associated with assets held for sale	30	5,929.76	6,928.57
Total liabilities		158,541.69	174,786.85
Total equity and liabilities		208,700.91	223,635.16

See accompanying notes forming part of the consolidated financial statements

In terms of our report attached
For G.D. Apte & Co.,
Chartered Accountants
Firm Registration Number 100 515W

For and on behalf of the Board of Directors

T. Shivaraman
Vice Chairman
DIN: 01312018

Venkatachalam Sesha Ayyar
Managing Director
DIN: 06698233

Umesh S. Abhyankar
Partner
Membership Number 113 053

J. Kotteswari
Chief Financial Officer

P. Srinivasan
Company Secretary

Place : Pune
Date : June 10, 2020

Place : Chennai
Date : June 10, 2020

CONSOLIDATED STATEMENT OF PROFIT AND LOSS FOR THE YEAR ENDED 31 MARCH, 2020

(All amounts are in Indian Rupees in Lakhs unless otherwise stated)

Particulars		Note No.	For the year ended March 31, 2020	For the year ended March 31, 2019
A	CONTINUING OPERATIONS			
1	Revenue from operations	31	32,318.62	32,327.90
2	Fair value gain on modification of loan	32	-	3,188.50
3	Fixed Charges Reimbursement	33	4,577.94	-
4	Other income	34	1,968.38	1,500.59
5	Total income (1 +2+3+4)		38,864.94	37,016.99
6	Expenses			
	(a) Employee benefits expense	35	1,265.12	1,342.92
	(b) Finance costs	36	15,344.83	19,279.38
	(c) Loss on derecognition of hedging instrument	37	-	489.00
	(d) Depreciation and amortisation expense	5	9,152.29	11,373.83
	(e) Capital Work in Progress Written off	38	594.26	-
	(f) Other expenses	39	8,803.78	7,836.60
	Total expenses (6)		35,160.28	40,321.73
7	Profit/(Loss) Before Tax (5-6)		3,704.66	(3,304.74)
8	Tax expense:			
	(a) Current tax expense		-	13.59
	(b) Deferred tax expense		-	-
9	Profit/(Loss) for the year from continuing operations (7 - 8) (after tax)		3,704.66	(3,318.33)
B	DISCONTINUED OPERATIONS			
10	Profit/(Loss) from discontinued operations before tax	41	(1,716.55)	(1,545.97)
11	Less: Tax expense of discontinued operations		-	-
12	Profit/(Loss) from discontinued operations (10-11) (after tax)		(1,716.55)	(1,545.97)
13	Profit/(Loss) for the year (9+12)		1,988.11	(4,864.30)
14	Other comprehensive income			
I	(i) Items that will not be reclassified to profit or loss			
	- Remeasurements of the defined benefit plans		(1.11)	16.15
	(ii) Income tax relating to items that will not be reclassified to profit/ (loss)		-	-
II	(i) Items that may be reclassified to profit or loss			
	- Deferred gains/(losses) on cash flow hedges		13.28	17.97
	- Exchange differences in translating the financial statements of foreign operations		65.89	(130.84)
	(ii) Income tax relating to items that will be reclassified to profit/ (loss)		-	-
	Total other comprehensive Income/(loss) (I+II)		78.06	(96.72)

CONSOLIDATED STATEMENT OF PROFIT AND LOSS FOR THE YEAR ENDED 31 MARCH, 2020

(All amounts are in Indian Rupees in Lakhs unless otherwise stated)

Particulars		Note No.	For the year ended March 31, 2020	For the year ended March 31, 2019
15	Total comprehensive Income/(loss) for the year (13+14)		2,066.17	(4,961.02)
16	Profit/(Loss) for the year attributable to:			
	- Owners of the Company		2,307.88	(4,889.54)
	- Non-controlling Interests		(319.77)	25.24
			1,988.11	(4,864.30)
	Other comprehensive income / (loss) for the year attributable to:			
	- Owners of the Company		78.06	(96.72)
	- Non-controlling Interests		-	-
			78.06	(96.72)
	Total comprehensive income / (loss) for the year attributable to:			
	- Owners of the Company		2,385.94	(4,986.26)
	- Non-controlling Interests		(319.77)	25.24
			2,066.17	(4,961.02)
17	Earnings per equity share of ₹10/- each	47		
	(a) Basic			
	(i) Continuing operations		0.50	(0.44)
	(ii) Discontinued Operations		(0.19)	(0.21)
	Total operations		0.31	(0.65)
	(b) Diluted			
	(i) Continuing operations		0.50	(0.44)
	(ii) Discontinued Operations		(0.19)	(0.21)
	Total operations		0.31	(0.65)

See accompanying notes forming part of the consolidated financial statements

In terms of our report attached

For G.D. Apte & Co.,

Chartered Accountants

Firm Registration Number 100 515W

Umesh S. Abhyankar

Partner

Membership Number 113 053

Place : Pune

Date : June 10, 2020

For and on behalf of the Board of Directors

T. Shivaraman

Vice Chairman

DIN: 01312018

J. Kotteswari

Chief Financial Officer

Place : Chennai

Date : June 10, 2020

Venkatachalam Sesha Ayyar

Managing Director

DIN: 06698233

P. Srinivasan

Company Secretary

CONSOLIDATED STATEMENT OF CHANGES IN EQUITY FOR THE YEAR ENDED 31 MARCH, 2020

(All amounts are in Indian Rupees in Lakhs unless otherwise stated)

A. Equity Share Capital

Particulars	Amount
Balance at 01 April, 2018	75,072.40
Changes in equity share capital during the year	-
Balance at 31 March, 2019	75,072.40
Changes in equity share capital during the year	-
Balance at 31 March, 2020	75,072.40

B. Other Equity

Particulars	Reserves and Surplus			Other Comprehensive Income			Total	Non Controlling Interest	Total Equity
	Capital Reserve on Consolidation	Securities premium	Retained Earnings	Foreign currency translation reserve	Hedge Reserve	Re-measurement of defined benefit obligation			
Balance at 01 April, 2018	12,454.59	80,203.31	(115,228.85)	719.61	(53.29)	(10.82)	(21,915.45)	644.54	(21,270.91)
Loss for the year	-	-	(4,889.54)	-	-	-	(4,889.54)	25.24	(4,864.30)
Other comprehensive loss for the year, net of income tax	-	-	-	(130.84)	17.97	16.15	(96.72)	-	(96.72)
Total comprehensive loss for the year	-	-	(4,889.54)	(130.84)	17.97	16.15	(4,986.26)	25.24	(4,961.02)
Derecognition of losses of M/s. Amrit Environmental Technologies P Limited on account of disposal of 26% holding	-	-	1,411.03	-	-	-	1,411.03	(1,403.19)	7.84
Balance at 31 March, 2019	12,454.59	80,203.31	(118,707.36)	588.77	(35.32)	5.33	(25,490.68)	(733.41)	(26,224.09)
Profit/(Loss) for the year	-	-	2,307.88	-	-	-	2,307.88	(319.77)	1,988.11
Other comprehensive income/(loss) for the year, net of income tax	-	-	-	65.89	13.28	(1.11)	78.06	-	78.06
Total comprehensive Income/(Loss) for the year	-	-	2,307.88	65.89	13.28	(1.11)	2,385.94	(319.77)	2,066.17
On account of transition to Ind as 116- Leases	-	-	(758.67)	-	-	-	(758.67)	-	(758.67)
Derecognition of losses of M/s. Biobijlee Green Power Limited on account of disposal of entire holding (refer note-41.1)	-	-	3.41	-	-	-	3.41	-	3.41
Balance at 31 March, 2020	12,454.59	80,203.31	(117,154.74)	654.66	(22.04)	4.22	(23,860.00)	(1,053.18)	(24,913.18)

See accompanying notes forming part of the consolidated financial statements

In terms of our report attached

For G.D. Apte & Co.,

Chartered Accountants

Firm Registration Number 100 515W

Umesh S. Abhyankar
Partner

Membership Number 113 053

Place : Pune

Date : June 10, 2020

For and on behalf of the Board of Directors

T. Shivaraman
Vice Chairman
DIN: 01312018Venkatachalam Seshu Ayyar
Managing Director
DIN: 06698233J. Kotteswari
Chief Financial Officer
Place : Chennai
Date : June 10, 2020P. Srinivasan
Company Secretary

CONSOLIDATED STATEMENT OF CASH FLOWS FOR THE YEAR ENDED 31 MARCH, 2020

(All amounts are in Indian Rupees in Lakhs unless otherwise stated)

Particulars	For the Year Ended 31 March, 2020	For the Year Ended 31 March, 2019
A. Cash flows from operating activities		
Profit/(Loss) before tax	1,988.11	(4,864.30)
<u>Adjustments for:</u>		
Depreciation and amortisation expense	9,152.29	11,373.83
Loss on disposal of subsidiary	3.41	-
Loss on Impairment of assets	-	44.92
Capital Work in Progress Written off	594.26	-
Loss on derecognition of hedging instrument	-	489.00
Liabilities no longer required written back	(1,576.49)	-
Impairment recognized on assets held for sale	1,139.12	443.58
Provision for doubtful debts or advances and trade receivables	1,772.92	301.60
Profit/(loss) on sale of assets held for sale (net)	(155.62)	(89.20)
Finance costs	15,344.83	19,279.38
Fair value gain on Modification of loan	-	(3,188.50)
Interest income	(50.93)	(307.82)
Effect of exchange fluctuations (net)	10.53	89.44
Operating Profit/(Loss) before working capital/other changes	28,222.43	23,571.93
Changes in working capital/others:		
Adjustments for (increase) / decrease in operating assets:		
Current		
Inventories	61.21	19.07
Trade receivables	(1,936.96)	(358.87)
Other financial assets	(3,496.38)	1,894.68
Other current assets	1,093.98	(415.64)
Non Current		
Other financial assets	(86.78)	2,247.19
Other non-current assets	1,008.93	(536.42)
Assets held for sale	3,552.37	199.24
Adjustments for increase / (decrease) in operating liabilities:		
Current		
Trade payables	(232.88)	719.05
Other financial liabilities	(104.13)	(28.53)
Provisions	0.62	(4.20)
Other Current Liabilities	(1,291.75)	(1,155.32)
Non Current		
Other financial liabilities	(116.70)	-
Provisions	10.53	(14.74)
Cash generated by operations	26,684.49	26,137.44
Income Taxes refund/(paid)	49.64	26.19
Net cash generated/(utilized) from operating activities (A)	26,734.13	26,163.63

CONSOLIDATED STATEMENT OF CASH FLOWS FOR THE YEAR ENDED 31 MARCH, 2020

(All amounts are in Indian Rupees in Lakhs unless otherwise stated)

Particulars	For the Year Ended 31 March, 2020	For the Year Ended 31 March, 2019
B. Cash flows from investing activities		
Capital expenditure on Property, Plant and Equipment (PPE)/intangible assets and Right of Use (ROU) assets	(227.11)	(27.21)
Proceeds from disposal of PPE	247.98	0.55
(Increase)/Decrease in bank deposits	(24.32)	591.63
Inter Company Loans - (advance)/repaid (net)	2,331.96	(2,465.34)
Interest received from		
- Inter company loans	180.91	-
- Bank Deposits/others	39.11	34.79
Net cash generated/ (utilized) from investing activities (B)	2,548.53	(1,865.58)
C. Cash flows from financing activities		
Payment of lease liabilities	(153.64)	-
Repayment of long-term borrowings	(14,322.93)	(8,840.91)
Proceeds from short-term borrowings (net of repayment)	(20.12)	787.09
Interest Paid	(14,908.61)	(16,205.82)
Net cash flows generated/(utilized) from financing activities (C)	(29,405.30)	(24,259.64)
Net (decrease)/ increase in cash and cash equivalents (A+B+C)	(122.64)	38.41
Cash and cash equivalents at the beginning of the year	945.00	912.80
Exchange differences on translation of foreign currency cash and cash equivalents	(3.24)	(6.21)
Cash and cash equivalents at the end of the year (Refer Note 14A)	819.12	945.00

See accompanying notes forming part of the consolidated financial statements

Changes in liabilities arising from financing activities, both changes arising from cash flows and non-cash changes are given below:

Particulars	As at 01 April, 2019	Net Cash Changes (Decrease)/ Increase	Non-Cash Changes		As at 31 March, 2020
			Changes in Fair Values/ Accruals	Other	
Non-Current Borrowings (including Current Maturities of Long Term Debt)	148,279.47	(14,322.93)	-	(1,157.66)	132,798.88
Current Borrowings	2,554.19	(20.12)	-	-	2,534.07
Interest accrued	11,523.62	(14,908.61)	14,974.15	-	11,589.16
Total	162,357.28	(29,251.66)	14,974.15	(1,157.66)	146,922.11

CONSOLIDATED STATEMENT OF CASH FLOWS FOR THE YEAR ENDED 31 MARCH, 2020

(All amounts are in Indian Rupees in Lakhs unless otherwise stated)

Particulars	As at 01 April, 2018	Net Cash Changes (Decrease)/ Increase	Non-Cash Changes		As at 31 March, 2019
			Changes in Fair Values/ Accruals	Other	
Non-Current Borrowings (including Current Maturities of Long Term Debt)	157,126.59	(8,840.91)	-	(6.21)	148,279.47
Current Borrowings	1,767.10	787.09	-	-	2,554.19
Interest accrued	11,638.64	(16,205.82)	16,090.80	-	11,523.62
Total	170,532.33	(24,259.64)	16,090.80	(6.21)	162,357.28

Notes:

- The above Consolidated Cash Flow Statement has been prepared under the indirect method set out in Indian Accounting Standard (IND AS) -7, 'Statement of Cash Flow' as specified in the Companies (Indian Accounting Standards) Rules, 2015.
- Direct Tax paid is treated as arising from operating activities and are not bifurcated between investment and financing activities.
- All figures in brackets indicate outflow.

In terms of our report attached
For G.D. Apte & Co.,
Chartered Accountants
Firm Registration Number 100 515W

Umesh S. Abhyankar
Partner
Membership Number 113 053

Place : Pune
Date : June 10, 2020

For and on behalf of the Board of Directors

T. Shivaraman
Vice Chairman
DIN: 01312018

J. Kotteswari
Chief Financial Officer
Place : Chennai
Date : June 10, 2020

Venkatachalam Sesha Ayyar
Managing Director
DIN: 06698233

P. Srinivasan
Company Secretary

Notes forming part of consolidated financial statements for the year ended 31 March, 2020

(All amounts are in Indian Rupees in Lakhs unless otherwise stated)

1. Corporate Information

Orient Green Power Company Limited (OGPL) ("the Company"), its subsidiaries (together "the Group") and its associates are engaged in the business of generation and sale of power using renewable energy sources i.e., wind energy. The company is having its registered office at No.18/3, Sigapi Achi Building, Rukmani Lakshmipathi Road, Egmore, Chennai- 600 008.

The Company's shares are listed on BSE Limited and National Stock Exchange of India Limited.

2. Applicability of new and revised Ind AS

All the Indian Accounting Standards issued and notified by the Ministry of Corporate Affairs under the Companies (Indian Accounting Standards) Rules, 2015 (as amended) till the financial statements are authorized have been considered in preparing these consolidated financial statements. There are no new standards or amendments notified by the Ministry of Corporate Affairs which would have been applicable from April 01, 2020.

3. Significant Accounting Policies

3.1 Statement of compliance

These consolidated financial statements of the Group have been prepared in accordance with Indian Accounting Standards ("Ind AS") prescribed under Section 133 of Companies Act, 2013 read with the Companies (Indian Accounting Standards) Rules as amended from time to time. The accounting policies as set out below have been applied consistently to all years presented in these consolidated financial statements.

3.2 Basis of preparation and presentation

The consolidated financial statements have been prepared on the historical cost basis except for certain financial instruments that are measured at fair values at the end of each reporting period, as explained in the accounting policies below. Historical cost is generally based on the fair value of the consideration given in exchange for goods and services.

Fair value is the price that would be received to sell an asset or paid to transfer a liability in an orderly transaction between market participants at the

measurement date, regardless of whether that price is directly observable or estimated using another valuation technique. In estimating the fair value of an asset or a liability, the Group takes into account the characteristics of the asset or liability if market participants would take those characteristics into account when pricing the asset or liability at the measurement date. Fair value for measurement and/or disclosure purposes in these Consolidated Financial Statements is determined on such a basis.

In addition, for financial reporting purposes, fair value measurements are categorised into Level 1, 2, or 3 based on the degree to which the inputs to the fair value measurements are observable and the significance of the inputs to the fair value measurement in its entirety, which are described as follows:

- Level 1 inputs are quoted prices (unadjusted) in active markets for identical assets or liabilities that the entity can access at the measurement date;
- Level 2 inputs are inputs, other than quoted prices included within Level 1, that are observable for the asset or liability, either directly or indirectly; and
- Level 3 inputs are unobservable inputs for the asset or liability.

When measuring the fair value of an asset or a liability, the Group uses observable market data as far as possible. If the inputs used to measure the fair value of an asset or a liability fall into different levels of the fair value hierarchy, then the fair value measurement is categorised in its entirety in the same level of the fair value hierarchy as the lowest level input that is significant to the entire measurement.

The principal accounting policies are set out below:

3.3 Basis of Consolidation

This consolidated financial statements incorporate the financial statements of the Company, its subsidiaries and associate of the Company. Subsidiaries are entities controlled by the Company. Control is achieved when the Company:

- has power over the investee;

Notes forming part of consolidated financial statements for the year ended 31 March, 2020

(All amounts are in Indian Rupees in Lakhs unless otherwise stated)

- is exposed, or has rights, to variable returns from its involvement with the investee; and
- has ability to use its power to affect its returns

The Company reassesses whether or not it controls an investee if facts and circumstances indicate that there are changes to one or more of the three elements of control listed above.

When the Company has less than a majority of the voting rights of an investee, it has power over the investee when the voting rights are sufficient to give it the practical ability to direct the relevant activities of the investee unilaterally. The Company considers all relevant facts and circumstances in assessing whether or not the Company's voting rights in an investee are sufficient to give it power, including:

- the size of the Company's holding of voting rights relative to the size and dispersion of holding of the other vote holders;
- Potential voting rights held by the Company, other vote holders or other parties, if any;
- rights arising from other contractual arrangements; and
- any additional facts and circumstances that indicate that the Company has, or does not have, the current ability to direct the relevant activities at the time that decisions need to be made, including voting patterns at previous shareholders' meetings.

Consolidation of a subsidiary begins when the Company obtains control over the subsidiary and ceases when the Company loses control of the subsidiary. Specifically, income and expenses of a subsidiary acquired or disposed of during the year are included in the consolidated statement of profit and loss from the date the Company gains control until the date the Company ceases to control the subsidiary.

Profit or loss and each component of other comprehensive income are attributed to the shareholders of the company and to Non-controlling interests. Total comprehensive income of subsidiaries is attributed to the shareholders of the Company and to the non-controlling interests even if this results in the non-controlling interests having a deficit balance.

When necessary, adjustments are made to the financial statements of subsidiaries to bring the accounting policies into line with the Group's accounting policies.

All intragroup assets and liabilities, equity, income, expenses, and cash flows relating to transactions between members of the Group are eliminated in full on consolidation.

The Consolidated Financial Statements have been prepared using uniform accounting policies for like transactions and other events in similar circumstances are presented to the extent possible, in the same manner as the Company's separate financial statements except otherwise stated.

The Consolidated Financial Statements have been prepared by combining the financial statements of the company and its subsidiaries on a line-by-line basis by adding together the book values of like items of assets, liabilities, income and expenses after eliminating in full intra-group balances, intra-group transactions and unrealized profits. Unrealized losses are also eliminated unless the transaction provides evidence of an impairment of the asset transferred.

Non-controlling interest represents the proportion of income, other comprehensive income and net assets in subsidiaries that is not attributable to the Company's shareholders. Considering the substance of the agreements entered into with the group captive customers, the profits/losses of the subsidiaries operating under group captive mode are absorbed by the Company.

In case Group loses control of a subsidiary on its disposal, the difference between the proceeds from disposal of investments in a subsidiary and the carrying amount of its net assets as on the date of disposal is recognized in the Consolidated Statement of Profit and Loss.

3.4 Business Combination

Acquisitions of businesses are accounted for using the acquisition method. In this method, acquirer's identifiable assets, liabilities and contingent liabilities that meet condition for recognition are recognized at their fair values as at the acquisition date. Acquisition related costs are generally recognised in consolidated statement of profit and loss as incurred.

Notes forming part of consolidated financial statements for the year ended 31 March, 2020

(All amounts are in Indian Rupees in Lakhs unless otherwise stated)

Goodwill is measured as the excess of the sum of the consideration transferred, the amount of any non-controlling interest in the acquiree, and the fair value of the acquirer's previously held equity interest in the acquiree (if any) over the net of the acquisition-date amounts of the identifiable assets acquired and the liabilities assumed.

Any excess of the Group's share of the net fair value of the identifiable assets and liabilities over the sum of the consideration transferred, the amount of any non-controlling interest in the acquiree, and the fair value of the acquirer's previously held equity interest in the acquiree (if any) cost of the investment, after reassessment, is recognised directly in equity as capital reserve in the period in which the investment is acquired.

Non Controlling Interests that are present ownership interests and entitle their holders to a proportionate share of the entity's net assets in the event of liquidation is measured at the non controlling interests' proportionate share of the recognised amounts of the acquiree's identifiable net assets.

Initially, Non controlling interest is measured at proportionate share of the recognised amounts of the acquiree's identifiable net assets.

When a business combination is achieved in stages, the Group's previously held equity interest in the acquiree is remeasured to its acquisition-date fair value and the resulting gain or loss, if any, is recognised in consolidated statement of profit and loss. Amounts arising from interests in the acquiree prior to the acquisition date that have previously been recognised in other comprehensive income are reclassified to consolidated statement of profit and loss where such treatment would be appropriate if that interest were disposed of.

3.5 Goodwill

Goodwill arising on an acquisition of a business is carried at cost as established at the date of acquisition of the business (see note 3.4 above) less accumulated impairment losses, if any.

For the purposes of impairment testing, goodwill is allocated to each of the Group's cash-generating units that is expected to benefit from the synergies of the combination.

A cash-generating unit to which goodwill has been allocated is tested for impairment annually, or more frequently when there is an indication that the unit may be impaired. If the recoverable amount of the cash-generating unit is less than its carrying amount, the impairment loss is allocated first to reduce the carrying amount of any goodwill allocated to the unit and then to the other assets of the unit pro rata based on the carrying amount of each asset in the unit. Any impairment loss for goodwill is recognised directly in consolidated statement of profit and loss. An impairment loss recognised for goodwill is not reversed in subsequent periods.

On disposal of the relevant cash-generating unit, the attributable amount of goodwill is included in the determination of the profit or loss on disposal.

The Group's policy for goodwill arising on the acquisition of an associate is described in note 3.22 below.

3.6 Inventories

Raw materials and stores and spares are stated at the lower of cost and net realisable value. Costs of inventories are determined on a weighted average basis and includes all direct cost incurred in bringing such inventories to their present location and condition. Net realisable value represents the estimated selling price for inventories less all estimated costs of completion and costs necessary to make the sale.

Due allowance is made to the carrying amount of inventory based on Management's assessment/ technical evaluation and past experience of the Group taking into account its age, usability, obsolescence, expected realisable value etc.

3.7 Cash Flow Statement

Cash flows are reported using the indirect method, whereby profit before tax is adjusted for the effects of transactions of non-cash nature, any deferrals or accruals of past or future operating cash receipts or payments and item of income or expenses associated with investing or financing cash flows. The cash flows are segregated into operating, investing and financing activities.

Notes forming part of consolidated financial statements for the year ended 31 March, 2020

(All amounts are in Indian Rupees in Lakhs unless otherwise stated)

Cash and cash equivalent in the balance sheet comprise cash at banks and on hand and short-term deposits with original maturity of three months or less, which are subject to an insignificant risk of changes in value. In the Consolidated Statement of Cash Flows, cash and cash equivalents consist of cash and short term deposits, as defined above, net of outstanding bank overdrafts, if any as they are considered as integral part of the Company's cash management.

3.8 Taxation

Income tax expense represents the sum of the current tax and deferred tax.

3.8.1 Current tax

The tax currently payable is based on taxable profit for the year. Taxable profit differs from 'profit before tax' as reported in the consolidated statement of profit and loss because of items of income or expense that are taxable or deductible in other years and items that are never taxable or deductible. The Group's current tax is calculated using tax rates and laws that have been enacted or substantively enacted by the end of the reporting period.

3.8.2 Deferred tax

Deferred tax is recognised on temporary differences between the carrying amounts of assets and liabilities in the consolidated financial statements and the corresponding tax bases used in the computation of taxable profit. Deferred tax liabilities are generally recognised for all taxable temporary differences. Deferred tax assets are generally recognised for all deductible temporary differences to the extent that it is probable that taxable profits will be available against which those deductible temporary differences can be utilised.

Deferred tax liabilities are recognised for taxable temporary differences associated with investment in subsidiaries and Associate, except where the Group is able to control the reversal of the temporary difference and it is probable that the temporary difference will not reverse in the foreseeable future. Deferred tax assets arising from deductible temporary differences associated with such interests are recognised only to the extent that it is probable that there will be sufficient taxable profits against which to utilise the benefits of

the temporary differences and they are expected to reverse in the foreseeable future.

The carrying amount of deferred tax assets is reviewed at the end of each reporting period and reduced to the extent that it is no longer probable that sufficient taxable profits will be available to allow all or part of the deferred tax asset to be utilized.

Deferred tax liabilities and assets are measured at the tax rates that are expected to apply in the period in which the liability would be settled or the asset realised, based on tax rates (and tax laws) that have been enacted or substantively enacted by the end of the reporting period.

The measurement of deferred tax liabilities and assets reflects the tax consequences that would follow from the manner in which the Group expects, at the end of the reporting period, to recover or settle the carrying amount of its assets and liabilities.

Deferred tax assets include Minimum Alternative Tax (MAT) paid in accordance with the tax laws in India, which is likely to give future economic benefits in the form of availability of set off against future income tax liability. Accordingly, MAT is recognised as deferred tax asset in the balance sheet when the asset can be measured reliably and it is probable that the future economic benefit associated with asset will be realised.

3.8.3 Current and deferred tax for the year

Current and deferred tax expense is recognised in the Consolidated Statement of Profit and Loss. When they relate to items that are recognised in other comprehensive income or directly in equity, the current and deferred tax are also recognised in other comprehensive income or directly in equity respectively.

3.9 Property plant and equipment (PPE)

Property, plant and equipment are carried at cost less accumulated depreciation and impairment losses, if any. The cost of property, plant and equipment comprises the purchase price net of any trade discounts and rebates, any import duties and other taxes (other than those subsequently recoverable) and includes interest on borrowings attributable to acquisition of qualifying property, plant and equipment up to the date the asset is ready for its intended use and

Notes forming part of consolidated financial statements for the year ended 31 March, 2020

(All amounts are in Indian Rupees in Lakhs unless otherwise stated)

other incidental expenses incurred up to that date. Subsequent expenditure relating to property, plant and equipment's is capitalised only if such expenditure results in an increase in the future benefits from such asset beyond its previously assessed standard of performance.

Property, plant and equipment acquired and put to use for project purpose are capitalised and depreciation thereon is included in the project cost till the project is ready for its intended use.

Any part or components of property, plant and equipment which are separately identifiable and expected to have a useful life which is different from that of the main assets are capitalised separately, based on the technical assessment of the management.

Projects under which assets are not ready for their intended use and other capital work-in-progress are carried at cost, comprising direct cost, related incidental expenses and attributable interest.

Property, plant and equipment retired from active use and held for sale are stated at the lower of their net book value and net realisable value and are disclosed separately.

Capital work in progress represents projects under which the property, plant and equipment's are not yet ready for their intended use and are carried at cost determined as aforesaid.

3.10 Depreciation

Depreciation on property, plant and equipment is provided pro-rata for the periods of use on the straight-line method at the rates specified in Schedule II to the Companies Act, 2013 except in respect of certain assets mentioned below which are provided for at the rates based on the estimated useful lives of the assets, as determined by the Management.

Plant and Equipment in the nature of Electrical equipment including transmission facilities are depreciated over a period of 22 to 27 years considering the nature of the facilities and technical evaluation.

Individual assets costing less than ₹5,000 each are depreciated in the year of purchase considering the type and usage pattern of these assets.

Leasehold improvements are depreciated over the primary lease period.

Depreciation is accelerated on property, plant and equipment, based on their condition, usability, etc. as per the technical estimates of the Management, where necessary.

Buildings and Plant and Machinery on land/plant obtained on a lease arrangement are depreciated over the term of the arrangement.

3.11 Intangible assets

Intangible assets are carried at cost less accumulated amortisation and impairment losses, if any.

Intangible assets with finite useful lives that are acquired separately are carried at cost less accumulated amortisation and accumulated impairment losses. Amortisation is recognised on a straight line basis over the estimated useful lives. The estimated useful life and amortisation method are reviewed at the end of each reporting period, with the effect of any changes in estimate being accounted for on prospective basis.

An Intangible asset is derecognised on disposal or when no future economic benefits are expected from use or disposal. Gains or losses arising from derecognition of an intangible asset is measured as the difference between the net disposal proceeds and the carrying amount of the asset and is recognised in the statement of profit and loss.

3.11.1 Amortisation

Intangible assets are amortized over the estimated useful life on straight line method.

3.12 Leases

A contract is, or contains, a lease if the contract conveys the right to control the use of an identified asset for a period of time in exchange for consideration.

Company as a lessee

The Company accounts for each lease component within the contract as a lease separately from non-lease components of the contract and allocates the consideration in the contract to each lease component on the basis of the relative stand-alone price of the lease component and the aggregate stand-alone price of the non-lease components.

Notes forming part of consolidated financial statements for the year ended 31 March, 2020

(All amounts are in Indian Rupees in Lakhs unless otherwise stated)

The Company recognises right-of-use asset representing its right to use the underlying asset for the lease term at the lease commencement date. The cost of the right of- use asset measured at inception shall comprise of the amount of the initial measurement of the lease liability adjusted for any lease payments made at or before the commencement date less any lease incentives received, plus any initial direct costs incurred and an estimate of costs to be incurred by the lessee in dismantling and removing the underlying asset or restoring the underlying asset or site on which it is located. The right-of-use assets is subsequently measured at cost less any accumulated depreciation, accumulated impairment losses, if any and adjusted for any remeasurement of the lease liability. The right-of-use assets is depreciated using the straight-line method from the commencement date over the shorter of lease term or useful life of right-of-use asset. The estimated useful lives of right-of-use assets are determined on the same basis as those of property, plant and equipment. Right of- use assets are tested for impairment whenever there is any indication that their carrying amounts may not be recoverable. Impairment loss, if any, is recognised in the statement of profit and loss.

The Company measures the lease liability at the present value of the lease payments that are not paid at the commencement date of the lease. The lease payments are discounted using the interest rate implicit in the lease, if that rate can be readily determined. If that rate cannot be readily determined, the Company uses incremental borrowing rate. For leases with reasonably similar characteristics, the Company, on a lease by lease basis, may adopt either the incremental borrowing rate specific to the lease or the incremental borrowing rate for the portfolio as a whole. The lease payments shall include fixed payments, variable lease payments, residual value guarantees, exercise price of a purchase option where the Company is reasonably certain to exercise that option and payments of penalties for terminating the lease, if the lease term reflects the lessee exercising an option to terminate the lease. The lease liability is subsequently remeasured by increasing the carrying amount to reflect interest on the lease liability, reducing the carrying amount to reflect the lease payments made and remeasuring the

carrying amount to reflect any reassessment or lease modifications or to reflect revised in-substance fixed lease payments.

The Company recognises the amount of the re-measurement of lease liability due to modification as an adjustment to the right-of-use asset and statement of profit and loss depending upon the nature of modification. Where the carrying amount of the right-of-use asset is reduced to zero and there is a further reduction in the measurement of the lease liability, the Company recognises any remaining amount of the re-measurement in statement of profit and loss.

The Company has elected not to apply the requirements of Ind AS 116 Leases to short term leases of all assets that have a lease term of 12 months or less and leases for which the underlying asset is of low value. The lease payments associated with these leases are recognised as an expense on a straight-line basis over the lease term.

The Company chose to present Right of use assets along with the property plant and equipment, as if they were owned.

Company as a lessor

At the inception of the lease the Company classifies each of its leases as either an operating lease or a finance lease. The Company recognises lease payments received under operating leases as income on a straight-line basis over the lease term. In case of a finance lease, finance income is recognised over the lease term based on a pattern reflecting a constant periodic rate of return on the lessor's net investment in the lease. When the Company is an intermediate lessor it accounts for its interests in the head lease and the sub-lease separately. It assesses the lease classification of a sub-lease with reference to the right-of-use asset arising from the head lease, not with reference to the underlying asset. If a head lease is a short term lease to which the Company applies the exemption described above, then it classifies the sub-lease as an operating lease.

If an arrangement contains lease and non-lease components, the Company applies Ind AS 115 Revenue from contracts with customers to allocate the consideration in the contract.

Notes forming part of consolidated financial statements for the year ended 31 March, 2020

(All amounts are in Indian Rupees in Lakhs unless otherwise stated)

Company as a lessee

Operating leases

For transition, the Company has elected not to apply the requirements of Ind AS 116 to leases which are expiring within 12 months from the date of transition by class of asset and leases for which the underlying asset is of low value on a lease-by-lease basis. The Company has also used the practical expedient provided by the standard when applying Ind AS 116 to leases previously classified as operating leases under Ind AS 17 and therefore, has not reassessed whether a contract, is or contains a lease, at the date of initial application, relied on its assessment of whether leases are onerous, applying Ind AS 37 immediately before the date of initial application as an alternative to performing an impairment review, excluded initial direct costs from measuring the right-of-use asset at the date of initial application and used hindsight when determining the lease term if the contract contains options to extend or terminate the lease. The Company has used a single discount rate to a portfolio of leases with similar characteristics.

3.13 Revenue recognition

Effective April 01, 2018, the Group adopted IND AS 115, 'Revenue from Contracts with Customers'. Modified retrospective method is adopted during the implementation of the standard. Application of this standard does not have any impact on the revenue recognition and measurement.

Revenue from Operations- Sale of Power

The group derives revenue primarily from Sale of power.

Revenue from the sale of power is recognised on the basis of the number of units of power exported, in accordance with joint meter readings undertaken on a monthly basis by representatives of the State Electricity Board and the Group, at rates agreed upon with customers and when there is no uncertainty in realising the same. Transmission, System Operating and Wheeling/Other Charges payable to State Electricity Boards on sale of power is reduced from Revenue.

Revenue from the end of the last invoicing to the reporting date is recognized as unbilled revenue and are classified as contract assets.

The company accounts for volume discounts and pricing incentives to customers as a reduction of revenue based on the ratable allocation of the discounts/ incentives to each of the underlying performance obligation that corresponds to the progress by the customer towards earning the discount/ incentive.

Other Operating Revenues

a. Renewable Energy Certificate (REC) Income

Income arising from REC is initially recognised in respect of the number of units of power exported at the minimum expected realisable value, determined based on the rates specified under the relevant regulations duly considering the entitlements as per the policy, industry specific developments, Management assessment etc and when there is no uncertainty in realising the same. The difference between the amount recognised initially and the amount realised on sale of such REC's at the Power Exchange are accounted for as and when such sale happens.

The issuance fee incurred for registering the RECs are reduced from the REC income.

b. Others

- (i) Income in the form of Generation Based Incentives are accounted for in the year of generation for eligible Units when there is no uncertainty in receiving the same.
- (ii) Income from services is recognized upon rendering services, in accordance with the terms of contract.

The Group presents revenues net of indirect taxes in its statement of Profit and loss.

Other Income

- (i) Dividend from investments is recognised when the shareholder's right to receive payment is established and it is probable that the economic benefits will flow to the Group and the amount can be measured reliably.
- (ii) Interest income from a financial asset is recognised when it is probable that the economic benefits will flow to the Group and the amount of income can be measured reliably. Interest

Notes forming part of consolidated financial statements for the year ended 31 March, 2020

(All amounts are in Indian Rupees in Lakhs unless otherwise stated)

income is accrued on a time basis, by reference to the principal outstanding and the effective rate of interest applicable, which is the rate that exactly discounts estimated future cash receipts through the expected life of the financial asset to that asset's net carrying amount on initial recognition.

- (iii) Insurance claims are accounted for on the basis of claims admitted/expected to be admitted and to the extent that the amount recoverable can be measured reliably and it is reasonable to expect ultimate collection.

3.14 Employee Benefits

Employee benefits are accrued in the period in which the associated services are rendered by employees of the Group, as detailed below:

Defined contribution plans

The Group's contribution to State Governed provident fund scheme, Employee State Insurance scheme and Employee pension scheme are considered as defined contribution plans and expenses are recognized in the Consolidated Statement of Profit and Loss based on the amount of contribution required to be made and when services are rendered by the employees.

Defined benefit plans

The cost of the defined benefit plans and the present value of the defined benefit obligation are recognized based on actuarial valuation using the projected unit credit method. An actuarial valuation involves making various assumptions that may differ from actual developments in the future. These include the determination of the discount rate, future salary increases and mortality rates. Due to the complexities involved in the valuation and its long term nature, a defined benefit obligation is highly sensitive to changes in these assumptions. All assumptions are reviewed at each reporting date.

The Group accrues for liability towards Gratuity which is a defined benefit plan. The present value of obligation under such defined benefit plan is determined based on actuarial valuation as at the balance sheet date, using the Projected Unit Credit Method. Actuarial gains and losses are recognized in the Consolidated Statement of Other comprehensive income in the period in which they occur and are not deferred.

Short Term benefits

Short term employee benefits at the Balance Sheet date, including short term compensated absences, are recognized as an expense as per the Group's scheme based on expected obligations on an undiscounted basis.

Long term employee benefits

The Group's accounts for its liability towards long term compensated absences based on the actuarial valuation done as at the Balance Sheet date by an independent actuary using the Projected Unit Credit Method.

All gains/losses due to actuarial valuations are immediately recognized in the Consolidated Statement of profit and loss.

3.15 Government grants

Government grants, including non-monetary grants at fair value, are not recognised until there is reasonable assurance that the Group will comply with the conditions attached to them and that the grants will be received.

Government grants whose primary condition is that the Group should purchase, construct or otherwise acquire non-current assets and non-monetary grants are recognised and disclosed as 'deferred income' as non-current liability in the Consolidated Balance Sheet and recognized in the consolidated statement of profit and loss on a systematic and rational basis over the useful lives of the related assets.

3.16 Foreign Currencies

Items included in the financial statements of each of the Group's entities are measured using the currency of the primary economic environment in which the entity operates (the "functional currency"). The consolidated financial statements are presented in Indian Rupees (₹), which is the Company's functional currency and the Group's presentation currency.

In preparing the financial statements of each individual group entity, transactions in currencies other than the respective entities' functional currency (foreign currencies) are recognised at the rates of exchange prevailing at the dates of the transactions. At the end

Notes forming part of consolidated financial statements for the year ended 31 March, 2020

(All amounts are in Indian Rupees in Lakhs unless otherwise stated)

of each reporting period, monetary items denominated in foreign currencies are retranslated at the rates prevailing at that date. Non-monetary items carried at fair value that are denominated in foreign currencies are retranslated at the rates prevailing at the date when the fair value was determined. Non-monetary items that are measured in terms of historical cost in a foreign currency are not retranslated.

Exchange differences on monetary items are recognised in the consolidated statement of profit and loss in the year in which they arise except for:

- a) exchange differences on foreign currency borrowings relating to assets under construction for future productive use, which are included in the cost of those assets when they are regarded as an adjustment to interest costs on those foreign currency borrowings

Assets and liabilities of entities with functional currency other than presentation currency are translated to the presentation currency (INR) using closing exchange rates prevailing on the last day of the reporting period. Income and expense items are translated using average exchange rates for the period. Exchange differences arising, if any, are recognized in other comprehensive income and accumulated in equity as "Foreign currency translation reserve".

3.17 Borrowing Costs

Borrowing costs specifically identified to the acquisition or construction of qualifying assets is capitalized as part of such assets. A qualifying asset is one that necessarily takes substantial period of time to get ready for intended use. All other borrowing costs are charged to the consolidated statement of profit and loss.

Capitalisation of borrowing costs is suspended and charged to the consolidated statement of profit and loss during extended periods when active development activity on the qualifying assets is interrupted.

Interest income earned on temporary investment of specific borrowings pending their expenditure on qualifying assets is deducted from the borrowing costs eligible for capitalization. Borrowing costs that are not directly attributable to a qualifying asset are recognised in the consolidated statement of profit and loss using the effective interest method (EIR).

3.18 Financial instruments

Financial assets and financial liabilities are recognised when the group becomes a party to the contractual provisions of the instruments.

Financial assets and financial liabilities are initially measured at fair value. Transaction costs that are directly attributable to the acquisition or issue of financial assets and financial liabilities (other than financial assets and financial liabilities at fair value through profit or loss) are added to or deducted from the fair value of the financial assets or financial liabilities, as appropriate, on initial recognition. Transaction costs directly attributable to the acquisition of financial assets or financial liabilities at fair value through profit or loss are recognised immediately in the consolidated statement of profit and loss.

3.19 Derivative financial instruments

The Company uses derivative financial instruments, such as forward currency contracts to hedge its foreign currency risks. Such derivative financial instruments are initially recognised at fair value on the date on which a derivative contract is entered into and are subsequently re-measured at fair value. Derivatives are carried as financial assets when the fair value is positive and as financial liabilities when the fair value is negative.

Any gains or losses arising from changes in the fair value of derivatives are taken directly to profit or loss, except for the effective portion of cash flow hedges, which is recognised in OCI and later reclassified to profit or loss when the hedge item affects profit or loss.

For the purpose of hedge accounting, hedges are classified as:

- Fair value hedges when hedging the exposure to changes in the fair value of a recognised asset or liability or an unrecognised firm commitment.
- Cash flow hedges when hedging the exposure to variability in cash flows that is either attributable to a particular risk associated with a recognised asset or liability.

Hedges that meet the criteria for hedge accounting are accounted for, as described below:

Notes forming part of consolidated financial statements for the year ended 31 March, 2020

(All amounts are in Indian Rupees in Lakhs unless otherwise stated)

i) Fair value hedges:

The change in the fair value of a hedging instrument is recognised in the consolidated statement of profit and loss as finance costs. The change in the fair value of the hedged item attributable to the risk hedged is recorded as part of the carrying value of the hedged item and is also recognised in the consolidated statement of profit and loss as finance costs. For fair value hedges relating to items carried at amortised cost, any adjustment to carrying value is amortised through consolidated statement of profit and loss over the remaining term of the hedge using the EIR method. EIR amortisation may begin as soon as an adjustment exists and no later than when the hedged item ceases to be adjusted for changes in its fair value attributable to the risk being hedged.

If the hedged item is derecognised, the unamortised fair value is recognised immediately in the consolidated statement of profit and loss.

ii) Cash flow hedges

The effective portion of the gain or loss on the hedging instrument is recognised in OCI in the cash flow hedge reserve, while any ineffective portion is recognised immediately in the statement of profit and loss.

Amounts recognised as OCI are transferred to profit or loss when the hedged transaction affects profit or loss, such as when the hedged financial income or financial expense is recognised.

3.20 Financial assets

All regular way purchases or sales of financial assets are recognised and derecognised on a trade date basis. Regular way purchases or sales are purchases or sales of financial assets that require delivery of assets within the time frame established by regulation or convention in the marketplace.

All recognised financial assets are subsequently measured in their entirety at either amortised cost or fair value, depending on the classification of the financial assets.

3.20.1 Classification of financial assets

Debt instruments that meet the following conditions are subsequently measured at amortised cost (except for debt instruments that are designated as at fair value through consolidated statement of profit and loss on initial recognition):

- the asset is held within a business model whose objective is to hold assets in order to collect contractual cash flows; and
- the contractual terms of the instrument give rise on specified dates to cash flows that are solely payments of principal and interest on the principal amount outstanding.

Debt instruments that meet the following conditions are subsequently measured at fair value through other comprehensive income (except for debt instruments that are designated as at fair value through profit or loss on initial recognition) :

- the asset is held within a business model whose objective is achieved both by collecting contractual cash flows and selling financial assets; and
- the contractual terms of the instrument give rise on specified dates to cash flows that are solely payments of principal and interest on the principal amount outstanding.

Changes in the carrying amount of FVTOCI monetary financial assets relating to changes in foreign currency rates are recognised in consolidated statement of profit and loss. Other changes in the carrying amount of FVTOCI financial assets are recognised in other comprehensive income and accumulated under the heading of 'Reserve for debt instruments through other comprehensive income'. When the investment is disposed of or is determined to be impaired, the cumulative gain or loss previously accumulated in this reserve is reclassified to consolidated statement of profit and loss.

All other financial assets are subsequently measured at fair value.

3.20.2 Amortised cost and Effective interest method

The effective interest method is a method of calculating the amortised cost of a debt instrument and of

Notes forming part of consolidated financial statements for the year ended 31 March, 2020

(All amounts are in Indian Rupees in Lakhs unless otherwise stated)

allocating interest income over the relevant period. The effective interest rate is the rate that exactly discounts estimated future cash receipts (including all fees and points paid or received that form an integral part of the effective interest rate, transaction costs and other premiums or discounts) through the expected life of the debt instrument, or, where appropriate, a shorter period, to the net carrying amount on initial recognition.

Income is recognised on an effective interest basis for debt instruments other than those financial assets classified as at FVTPL. Interest income is recognised in consolidated statement of profit and loss and is included in the "Other income" line item.

3.20.3 Investments in equity instruments at FVTOCI

On initial recognition, the Group can make an irrevocable election (on an instrument-by-instrument basis) to present the subsequent changes in fair value in other comprehensive income pertaining to investments in equity instruments. This election is not permitted if the equity investment is held for trading. These elected investments are initially measured at fair value plus transaction costs. Subsequently, they are measured at fair value with gains and losses arising from changes in fair value recognised in other comprehensive income and accumulated in the 'Reserve for equity instruments through other comprehensive income'. The cumulative gain or loss is not reclassified to consolidated statement of profit and loss on disposal of the investments.

A financial asset is held for trading if:

- It has been acquired principally for the purpose of selling it in the near term; or
- On initial recognition it is part of a portfolio of identified financial instruments that the Group manages together and has a recent actual pattern of short-term profit-taking; or
- It is a derivative that is not designated and effective as a hedging instrument or a financial guarantee.

Changes in the carrying amount of investments in equity instruments at FVTOCI relating to changes in foreign currency rates are recognised in other comprehensive income.

3.20.4 Impairment of financial assets

Loss allowance for expected credit losses is recognised for financial assets measured at amortised cost and fair value through other comprehensive income.

Loss allowance equal to the lifetime expected credit losses is recognised if the credit risk on the financial instruments has significantly increased since initial recognition. For financial instruments whose credit risk has not significantly increased since initial recognition, loss allowance equal to twelve months expected credit losses is recognised.

In accordance with Ind AS 109 – Financial Instruments, the Group follows 'simplified approach' for recognition of impairment loss allowance on trade receivables wherein impairment loss allowance based on lifetime expected credit loss at each reporting date, is recognized right from its initial recognition.

3.20.5 Derecognition of financial assets

The Group derecognises a financial asset when the contractual rights to the cash flows from the asset expire, or when it transfers the financial asset and substantially all the risks and rewards of ownership of the asset to another party. If the Group neither transfers nor retains substantially all the risks and rewards of ownership and continues to control the transferred asset, the Group recognises its retained interest in the assets and an associated liability for amounts it may have to pay. If the Group retains substantially all the risks and rewards of ownership of a transferred financial asset, the Group continues to recognise the financial asset and also recognises a collateralised borrowing of the proceeds received.

3.21 Financial Liabilities and Equity Instruments

3.21.1 Classifications debt or equity

Financial liabilities and equity instruments issued by the Group are classified according to the substance of the contractual arrangements and the definitions of a financial liability and an equity instrument.

3.21.2 Equity instruments

An equity instrument is any contract that evidences a residual interest in the assets of an entity after deducting all of its liabilities. Equity instruments issued

Notes forming part of consolidated financial statements for the year ended 31 March, 2020

(All amounts are in Indian Rupees in Lakhs unless otherwise stated)

by the Group are recognized at the proceeds received, net of direct issue costs.

3.21.3 Financial liabilities

(i) Financial Liabilities

Trade and other payables are initially measured at fair value, net of transaction costs, and are subsequently measured at amortised cost, using the effective interest rate method.

Interest-bearing bank loans, overdrafts and issued debt are initially measured at fair value and are subsequently measured at amortised cost using the effective interest rate method. Any difference between the proceeds (net of transaction costs) and the settlement or redemption of borrowings is recognised over the term of the borrowings in accordance with the Group's accounting policy for borrowing costs.

(ii) Financial guarantee contracts

A financial guarantee contract is a contract that requires the issuer to make specified payments to reimburse the holder for a loss it incurs because a specified debtor fails to make payments when due in accordance with the terms of a debt instrument.

Financial guarantee contracts issued by the Group are initially measured at their fair values and, if not designated as at FVTPL, are subsequently measured at the higher of:

- a. the amount of loss allowance determined in accordance with impairment requirements of Ind AS 109; and
- b. the amount initially recognised less, when appropriate, the cumulative amount of income recognised in accordance with the principles of Ind AS 115.

(iii) Derecognition of financial liabilities

The Group derecognises financial liabilities when, and only when, the Group's obligations are discharged, cancelled or they expire. The difference between the carrying amount of the financial liability derecognised and the consideration paid and payable is recognised in the consolidated statement of profit and loss.

3.21.4 Offsetting of financial assets and liabilities

Financial assets and financial liabilities are offset when the group has a legally enforceable right (not contingent on future events) to off-set the recognised amounts either to settle on a net basis, or to realise the assets and settle the liabilities simultaneously.

3.22 Investments in associates

An associate is an entity over which the Group has significant influence. Significant influence is the power to participate in the financial and operating policy decisions of the investee but is not control or joint control over those policies.

The results, assets and liabilities of associates are incorporated in the Consolidated Financial Statements using the equity method of accounting, except when the investment, or a portion thereof, is classified as held for sale, in which case it is accounted for in accordance with Ind AS 105. Under the equity method, an investment in an associate is initially recognised in the Consolidated Balance Sheet at cost and adjusted thereafter to recognize the Group's share of profit or loss and other comprehensive income of the associate. Distributions received from an associate reduces the carrying amount of investment. When the Group's share of losses of an associate exceeds the Group's interest in that associate, the Group discontinues recognizing its share of further losses. Additional losses are recognized only to the extent that the Group has incurred legal or constructive obligations or made payments on behalf of the associate.

Loans advanced to Associate, that have the characteristics of equity financing are also included in the investment of the Group's Consolidated Balance Sheet. The Group's share of amounts recognized directly in equity by Associate is recognized in the Group's consolidated statement of changes in equity.

An investment in an associate is accounted for using the equity method from the date on which the investee becomes an associate. On acquisition of the investment in an associate, any excess of the cost of the investment over the Group's share of the net fair value of the identifiable assets and liabilities of the investee is recognised as goodwill, which is included within the carrying amount of the investment. Any

Notes forming part of consolidated financial statements for the year ended 31 March, 2020

(All amounts are in Indian Rupees in Lakhs unless otherwise stated)

excess of the Group's share of the net fair value of the identifiable assets and liabilities over the cost of the investment, after reassessment, is recognised directly in equity as capital reserve in the period in which the investment is acquired.

Unrealized gains on transactions between the group and Associates are eliminated to the extent of the Group's interest in Associates. Unrealized losses are also eliminated to the extent of Group's interest unless the transaction provides evidence of an impairment of the asset transferred.

After application of the equity method of accounting, the Group determines whether there is any objective evidence of impairment as a result of one or more events that occurred after initial recognition of the net investment in an associate and that event (or events) has an impact on the estimated future cashflows from the net investment that can be reliably estimated. If there exists such an objective evidence of impairment, then it is necessary to recognise impairment loss with respect to the Group's investment in associate.

When necessary, the entire carrying amount of the investment (including goodwill) is tested for impairment in accordance with Ind AS 36 " Impairment of Assets" as a single asset by comparing its recoverable amount (higher of value in use and fair value less cost of disposal) with its carrying amount. Any impairment loss recognised forms part of the carrying amount of the investment. Any reversal of that impairment loss is recognised in accordance with Ind AS 36 to the extent that the recoverable amount of the investment subsequently increases.

The Group assesses investments in equity-accounted entities, whether there is any objective evidence of impairment, whenever events or changes in circumstances indicate that the carrying value may not be recoverable. If any such indication of impairment exists, the carrying amount of the investment is compared with its recoverable amount, being the higher of its fair value less costs of disposal and value in use. If the carrying amount exceeds the recoverable amount, the investment is written down to its recoverable amount. Any reversal of that impairment loss is recognized in accordance with Ind AS 36 to the extent that the recoverable amount of the investment subsequently increases.

The Group discontinues the use of the equity method of accounting from the date on which it no longer has significant influence over the associate or when the interest becomes classified as an asset held for sale.

When the Group retains an interest in the former associate and the retained interest is a financial asset, the Group measures the retained interest at fair value at that date and the fair value is regarded as its fair value on initial recognition in accordance with Ind AS 109. The difference between the carrying amount of the associate at the date the equity method was discontinued, and the fair value of any retained interest and any proceeds from disposing of a part interest in the associate is included in the determination of the gain or loss on disposal of the associate. In addition, the Group accounts for all amounts previously recognised in other comprehensive income in relation to that associate on the same basis as would be required if that associate had directly disposed of the related assets or liabilities. Therefore, if a gain or loss previously recognised in other comprehensive income by that associate would be reclassified to consolidated statement of profit and loss on the disposal of the related assets or liabilities, the Group reclassifies the gain or loss from equity to profit or loss (as a reclassification adjustment) when the equity method is discontinued.

When the group entity transacts with an associate of the Group, the profit and losses resulting from the transactions with the associate are recognised in the Group's consolidated financial statements only to the extent of interests in the associate that are not related to the Group.

3.23 Earnings Per Share

Basic earnings per share are computed by dividing the net profit after tax by the weighted average number of equity shares outstanding during the period. Diluted earnings per share is computed by dividing the profit after tax by the weighted average number of equity shares considered for deriving basic earnings per share and also the weighted average number of equity shares that could have been issued upon conversion of all dilutive potential equity shares.

Further, the Basic and Diluted earnings per share attributable to the equity shareholders of the Holding

Notes forming part of consolidated financial statements for the year ended 31 March, 2020

(All amounts are in Indian Rupees in Lakhs unless otherwise stated)

Company are presented separately for continuing and discontinuing operations for the year.

3.24 Impairment of Assets

At the end of each balance sheet date, the Group assesses whether there is any indication that any Property, plant and equipment and intangible assets with finite lives may be impaired. If any such indication exists, the recoverable amount of the asset is estimated to determine the extent of the impairment, if any. When it is not possible to estimate the recoverable amount of an individual asset, the Group estimates the recoverable amount of the cash generating unit to which the asset belongs.

Recoverable amount is the higher of fair value less costs of disposal and value in use. In assessing value in use, the estimated future cash flows are discounted to their present value using a pre-tax discount rate that reflects current market assessments of the time value of money and the risks specific to the asset for which the estimates of future cash flows have not been adjusted.

If the recoverable amount of an asset (or cash-generating unit) is estimated to be less than its carrying amount, the carrying amount of the asset (or cash-generating unit) is reduced to its recoverable amount. An impairment loss is recognised immediately in consolidated statement of profit and loss.

3.25 Provisions , Contingent Liabilities and Contingent Assets

Provisions are recognised when the Group has a present obligation (legal or constructive) as a result of a past event, it is probable that the Group will be required to settle the obligation, and a reliable estimate can be made of the amount of the obligation.

The amount recognised as a provision is the best estimate of the consideration required to settle the present obligation at the end of the reporting period, taking into account the risks and uncertainties surrounding the obligation. When a provision is measured using the cash flows estimated to settle the present obligation, its carrying amount is the present value of those cash flows (when the effect of the time value of money is material).

Contingent assets are disclosed in the consolidated financial statements by way of notes to accounts when an inflow of economic benefits is probable.

Contingent liabilities are disclosed in the consolidated financial statements by way of notes to accounts, unless possibility of an outflow of resources embodying economic benefit is remote.

3.26 Non-Current assets held for sale

Non-current assets (including disposal groups) are classified as held for sale if their carrying amount will be recovered principally through a sale transaction rather than through continuing use and a sale is considered highly probable.

Non-current assets classified as held for sale are measured at lower of their carrying amount and fair value less cost to sell. Non-current assets classified as held for sale are not depreciated or amortised from the date when they are classified as held for sale.

Non-current assets classified as held for sale and the assets and liabilities of a disposal group classified as held for sale are presented separately from the other assets and liabilities in the Balance Sheet.

A discontinued operation is a component of the entity that has been disposed off or is classified as held for sale and:

- represents a separate major line of business or geographical area of operations and;
- is part of a single co-ordinated plan to dispose of such a line of business or area of operations.

The results of discontinued operations are presented separately in the Consolidated Statement of Profit and Loss.

3.27 Operating Segment

Operating segments reflect the Group's management structure and the way the financial information is regularly reviewed by the Group's Chief Operating Decision Maker (CODM). The CODM considers the business from both business and product perspective based on the dominant source, nature of risks and returns and the internal organisation and management structure. The operating segments are the segments for which separate financial information is available

and for which operating profit / (loss) amounts are evaluated regularly by the executive Management in deciding how to allocate resources and in assessing performance.

The accounting policies adopted for segment reporting are in line with the accounting policies of the Group. Segment revenue, segment expenses, segment assets and segment liabilities have been identified to segments on the basis of their relationship to the operating activities of the segment.

Revenue, expenses, assets and liabilities which relate to the Group as a whole and are not allocable to segments on reasonable basis have been included

under unallocated revenue / expenses / assets / liabilities.

3.28 Operating Cycle

All assets and liabilities have been classified as current or non-current as per the Group's normal operating cycle and other criteria set out in Notes to these consolidated financial statements. Based on the nature of products and services and the time between the acquisition of assets for processing and their realisation in cash and cash equivalents, the Group has ascertained its operating cycle as 12 months for the purpose of current and non-current classification of assets and liabilities.

3.3.1 Principles of Consolidation (contd..)

The following are the list of direct and step down subsidiaries of the Company that are consolidated:

Sl. No.	Name of the Subsidiary	Principal Activity	Country of Incorporation	Relationship	Effective Ownership Interest as at	
					March 31, 2020	March 31, 2019
1	Beta Wind farm Private Limited	Generation and sale of power from Renewable energy sources	India	Subsidiary	74.00%	74.00%
2	Beta Wind farm (Andhra Pradesh) Private Limited	Generation and sale of power from Renewable energy sources	India	Subsidiary of Beta Wind Farm Private Limited	100.00%	100.00%
3	Bharath Wind Farm Limited	Generation and sale of power from Renewable energy sources	India	Subsidiary	100.00%	100.00%
4	Clarion Wind Farm Private Limited	Generation and sale of power from Renewable energy sources	India	Subsidiary of Bharath Wind Farm Limited	72.35%	72.35%
5	Gamma Green Power Private Limited	Generation and sale of power from Renewable energy sources	India	Subsidiary	72.50%	72.50%
6	Orient Green Power Europe B.V.	Generation and sale of power from Renewable energy sources	Netherlands	Subsidiary	100.00%	100.00%
7	Vjetro Elektrana Crno Brdo d.o.o.,	Generation and sale of power from Renewable energy sources	Croatia	Subsidiary of Orient	50.96%	50.96%
8	Orient Green Power d.o.o.	Generation and sale of power from Renewable energy sources	Macedonia	Green Power (Europe) B.V.	64.00%	64.00%

Notes forming part of consolidated financial statements for the year ended 31 March, 2020

(All amounts are in Indian Rupees in Lakhs unless otherwise stated)

Sl. No.	Name of the Subsidiary	Principal Activity	Country of Incorporation	Relationship	Effective Ownership Interest as at	
					March 31, 2020	March 31, 2019
9	Biobijlee Green Power Limited	Generation and sale of power from Renewable energy sources	India	Subsidiary	Disposed during the year*	100.00%
10	Orient Green Power (Maharashtra) Private Limited	Generation and sale of power from Renewable energy sources	India	Subsidiary	100.00%	100.00%
11	Statt Orient Energy (Private) Limited	Generation and sale of power from Renewable energy sources	Sri Lanka	Subsidiary	90.00%	90.00%
12	Amrit Environmental Technologies Private Limited	Generation and sale of power from Renewable energy sources	India	Subsidiary	74.00%	74.00%
13	Sanjog Sugars and Eco Power Private Limited	Generation and sale of power from Renewable energy sources	India	Subsidiary**	Not Applicable	Not Applicable

*Refer note- 45- related party transactions

** The Company has entered into a Memorandum of Understanding dated November 17, 2015 and Shareholder Agreement to Sell dated June 30, 2016 ("Agreements") with Soorya Eco Power Pvt Ltd ("buyer") with respect to 84% shares held by the Company in Sanjog Sugars and Eco-Power Private Limited ("SSEPPL"). Consequent to these agreements, the daily operations of the Plant are being undertaken by the buyer. Also the Company has only a minority representation in the Board of SSEPPL. In substance of the Agreements, the Company will not be entitled to any share in profits or losses of SSEPPL. Considering these aspects and in accordance with IND AS 110 - "Consolidated Financial Statements", the Company has concluded that it does not have any control over SSEPPL and accordingly the results of this company from July 1, 2016, have not been included in the Audited Consolidated Financial statements. During the year ended March 31, 2020, the Company transferred 918,954 shares to the buyer. With the said transfer during the current year, the entire stake in SSEPPL is disinvested. The investment was adequately provided in earlier years, accordingly this disinvestment does not result in any profit/loss during the current year.

The following are the list of associates of the Company that are consolidated:

Sl. No.	Name of the Company	Principal Activity	Country of Incorporation	Relationship	Effective Ownership/ Beneficial Interest as at	
					March 31, 2020	March 31, 2019
1	Pallavi Power and Mines Limited	Generation and sale of power from Renewable energy sources	India	Associate	38.87%	38.87%

Notes forming part of consolidated financial statements for the year ended 31 March, 2020

(All amounts are in Indian Rupees in Lakhs unless otherwise stated)

4. Critical accounting assumptions

The preparation of Consolidated Financial Statements in conformity with Ind AS requires management to make judgements, estimates and assumptions, that affect the application of accounting policies and the reported amounts of assets and liabilities, disclosures of contingent liabilities at the date of the Consolidated Financial Statements and the reported amounts of revenue and expenses for the years presented. Actual results may differ from these estimates.

Estimates and underlying assumptions are reviewed on an ongoing basis. Revisions to accounting estimates are recognised in the period in which the estimates are revised and in any future periods affected.

In particular, information about significant areas of estimation, uncertainty and critical judgments in applying accounting policies that have the most significant effect on the amounts recognized in the Consolidated Financial Statements pertain to:

4.1 Useful lives of property, plant and equipment and intangible assets:

The Group has estimated useful life of each class of assets based on the nature of assets, the estimated usage of the asset, the operating condition of the asset, past history of replacement, anticipated technological changes, etc. The Group reviews the carrying amount of property, plant and equipment and Intangible assets at the end of each reporting period. This reassessment may result in change in depreciation expense in future periods.

Depreciation on Property Plant and Equipment is provided pro-rata for the periods of use on the straight line method (SLM) on the basis of useful life of the property, plant and equipment mandated by Part C of Schedule II of the Companies Act, 2013 or the useful life determined by the Group based on technical evaluation, whichever is lower, taking into account the nature of the asset, the estimated usage of the asset, the operating conditions of the asset, past history of replacement, maintenance support, as per details given below:

Description	Useful life
Property, Plant and Equipment- Wind energy generators	22 – 27 years
Furniture and Fixtures	10 years
Vehicles	10 years
Office Equipment	5 years
Computers	3 years

4.2 Impairment of tangible and intangible assets other than goodwill

Property, plant and equipment and Intangible assets are tested for impairment when events occur or changes in circumstances indicate that the recoverable amount of the cash generating unit is less than its carrying value. The recoverable amount of cash generating units is higher of value-in-use and fair value less cost to sell. The calculation involves use of significant estimates and assumptions which includes turnover and earnings multiples, growth rates and net margins used to calculate projected future cash flows, risk-adjusted discount rate, future economic and market conditions.

In assessing value in use, the estimated future cash flows are discounted to their present value using a pre-tax discount rate that reflects current market assessments of the time value of money and the risks specific to the asset for which the estimates of future cash flows have not been adjusted.

At each Balance Sheet date, consideration is given to determine whether there is any indication of impairment of the carrying amount of the Group's assets. If any indication exists, estimation is made for the asset's recoverable amount, which is the greater of the net selling price and the value in use. An impairment loss, if any, is recognized whenever the carrying amount of an asset exceeds the recoverable amount.

Impairment losses of continuing operations, including impairment on inventories, if any, are recognized in the consolidated statement of profit and loss.

Notes forming part of consolidated financial statements for the year ended 31 March, 2020

(All amounts are in Indian Rupees in Lakhs unless otherwise stated)

4.3 Provision against investments / Loans and Advances to Associate

The management taking into account the present operations of the Company proposed restructuring, future business prospects etc. makes provision towards impairment on the carrying value of investments in the Associate and loans and advance given to them.

4.4 Application of interpretation for Service Concession Arrangements (SCA)

Management has assessed applicability of Appendix A of Indian Accounting Standards 11: Service Concession Arrangements for the power purchase agreement which the Group has entered into. In assessing the applicability of SCA, the management has exercised significant judgement in relation to the underlying ownership of the assets, the attached risks and rewards of ownership, residual interest and the fact that secondary lease periods are not at nominal lease rentals etc. in concluding that the arrangements don't meet the criteria for recognition as service concession arrangements.

4.5 Determining whether an arrangement contain leases and classification of leases

The Group enters into service / hiring arrangements for various assets / services. The determination of lease and classification of the service / hiring arrangement as a finance lease or operating lease is based on an assessment of several factors, including, but not limited to, transfer of ownership of leased asset at end of lease term, lessee's option to purchase and estimated

certainty of exercise of such option, proportion of lease term to the asset's economic life, proportion of present value of minimum lease payments to fair value of leased asset and extent of specialized nature of the leased asset.

4.6 Employee Benefits - Defined benefit obligation (DBO)

Management's estimate of the DBO is based on a number of critical underlying assumptions such as standard rates of inflation, medical cost trends, mortality, discount rate and anticipation of future salary increases. Variation in these assumptions may significantly impact the DBO amount and the annual defined benefit expenses.

4.7 Deferred Tax

Deferred tax has not been recognised in these consolidated financial statements since Group is incurring losses and is no longer probable that sufficient taxable profits will be available in near future for the deferred tax asset to be utilised.

4.8 Events after the reporting period

Adjusting events are events that provide further evidence of conditions that existed at the end of the reporting period. The financial statements are adjusted for such events before authorization for issue.

Non-adjusting events are events that are indicative of conditions that arose after the end of the reporting period. Non-adjusting events after the reporting date are not accounted, but disclosed if material.

Notes forming part of consolidated financial statements for the year ended 31 March, 2020

(All amounts are in Indian Rupees in Lakhs unless otherwise stated)

Note 5: Property, Plant and Equipment

Particulars	Tangible Assets										Intangible Assets			
	Owned						Right of Use Assets				Total Property, plant and equipment (5a)	Software	Technical knowhow	Total Intangible Assets (5b)
	Land - Freehold	Buildings	Plant and Equipment	Furniture and Fixtures	Vehicles	Office equipments	Computers	Lease hold Land	Buildings					
Gross Carrying Amount as at 01 April, 2018	17,495.21	44.03	207,684.50	58.51	12.81	21.36	32.45	-	-	-	225,348.87	5.36	960.00	965.36
Additions	-	-	0.45	0.39	12.47	2.58	11.32	-	-	-	27.21	-	-	-
Less: Effect of foreign currency translation from functional currency to reporting currency	-	-	250.14	-	-	-	-	-	-	-	250.14	-	18.28	18.28
Less: Assets included in a disposal group classified as held for sale	-	-	773.35	-	-	-	-	-	-	-	773.35	-	-	-
Less: Disposals/transfers	0.55	-	-	-	-	-	-	-	-	-	0.55	-	-	-
Gross Carrying Amount as at 31 March, 2019	17,494.66	44.03	206,661.46	58.90	25.28	23.94	43.77	-	-	-	224,352.04	5.36	941.72	947.08
Additions on account of adoption to Ind AS 116, leases	-	-	-	-	-	-	-	5,483.68	130.16	-	5,613.84	-	-	-
Other additions	17.06	-	-	-	-	0.55	10.06	206.50	-	-	234.17	10.00	-	10.00
Add: Effect of foreign currency translation from functional currency to reporting currency	-	-	351.66	-	-	-	-	-	-	-	351.66	-	22.40	22.40
Less: Assets included in a disposal group classified as held for sale	10.04	-	284.60	-	-	-	-	-	-	-	294.64	-	-	-
Less: Disposals/transfers	24.11	-	-	-	-	-	-	-	-	-	24.11	-	-	-
Gross Carrying Amount as at 31 March, 2020	17,477.57	44.03	206,728.52	58.90	25.28	24.49	53.83	5,690.18	130.16	-	230,232.96	15.36	964.12	979.48
Accumulated Depreciation/ Amortization	-	-	-	-	-	-	-	-	-	-	-	-	-	-
Balance as at 31 March, 2018	-	5.19	38,975.63	57.77	8.85	18.62	16.13	-	-	-	39,082.19	5.25	384.88	390.12
Depreciation/ Amortisation charge during the year	-	1.73	11,214.43	0.57	3.17	2.26	9.24	-	-	-	11,231.40	0.07	142.36	142.43
Add: Impairment of Assets	-	-	44.92	-	-	-	-	-	-	-	44.92	-	-	-
Less: Assets included in a disposal group classified as held for sale	-	-	488.57	-	-	-	-	-	-	-	488.57	-	-	-
Less: Effect of foreign currency translation from functional currency to reporting currency	-	-	48.61	-	-	-	-	-	-	-	48.61	-	7.34	7.34
Balance as at 31 March, 2019	-	6.92	49,697.80	58.34	12.02	20.88	25.37	-	-	-	49,821.33	5.32	519.90	525.21
Depreciation/ Amortisation charge during the year	-	1.73	8,638.47	0.15	2.79	1.56	11.75	274.60	82.20	-	9,013.25	0.80	138.24	139.04
Less: Assets included in a disposal group classified as held for sale	-	-	256.06	-	-	-	-	-	-	-	256.06	-	-	-
Add: Effect of foreign currency translation from functional currency to reporting currency	-	-	148.12	-	-	-	-	-	-	-	148.12	-	-	-
Balance as at 31 March, 2020	-	8.65	58,228.33	58.49	14.81	22.44	37.12	274.60	82.20	-	58,726.64	6.12	670.51	676.62
Net Carrying Amount as at 31 March, 2019	17,494.66	37.11	156,963.66	0.56	13.26	3.06	18.40	-	-	-	174,530.71	0.04	421.82	421.87
Net Carrying Amount as at 31 March, 2020	17,477.57	35.38	148,500.19	0.41	10.47	2.05	16.71	5,415.58	47.96	-	171,506.32	9.24	293.61	302.86

Notes forming part of consolidated financial statements for the year ended 31 March, 2020

(All amounts are in Indian Rupees in Lakhs unless otherwise stated)

Notes

- 5.1 All the above assets, other than the right of use assets are owned by the Company.
5.2 Depreciation, Amortisation and Impairment for the year comprises of the following:

Particulars	For the year ended 31 March, 2020	For the year ended 31 March, 2019
Depreciation / Amortization on		
(i) Continuing Operations	9,152.29	11,373.83
(ii) Discontinued Operations (Refer Note 41.1)	-	-
Total	9,152.29	11,373.83

- 5.3 During the year, The group tested the Property, Plant and Equipment for impairment. Such testing conducted by an independent technical expert and approved by the management did not result in any material impairment losses.
5.4 During the year, based on technical assessment on the useful life of wind mills through an independent valuer, the useful life of certain windmills has been revised from 22 years to 27 years. This revision of useful life resulted in reduction in depreciation expense for the year by ₹2,380.61 lakhs.

Note 6 : Non current investments

Particulars	As at 31 March, 2020		As at 31 March, 2019	
	No. of shares	Amount	No. of shares	Amount
Measured at Cost				
Unquoted investments (fully paid)				
Investment in equity instruments of Associate	7,20,000	724.18	7,20,000	724.18
Less: Impairment in value of Investments		(724.18)		(724.18)
Total	7,20,000	-	7,20,000	-

Notes:

- 6.1 Investment in Associates - Unquoted

No	Name of Associate	Country of Incorporation	Ownership Interest	Original cost of Investments	Amount of Goodwill/ (Capital Reserve) in Original cost	Carrying amount of Investments	Provision for impairment	Closing balance
1	Pallavi Power Mines Limited (Refer Note 3.3.1)	India	38.87%	724.18	-	724.18	(724.18)	-

Note 7 : Loans -Non current

Particulars	As at 31 March 2020	As at 31 March 2019
(a) Loans Receivables considered good - Secured	-	-
(b) Loans Receivables considered good - Unsecured (Refer note 7.1 below)	5,366.25	7,708.80
(c) Loans Receivables which have significant increase in Credit Risk	-	-
(d) Loans Receivables - credit impaired	6,606.57	6,529.93
Less: Impairment Allowance	(6,606.57)	(6,529.93)
Total	5,366.25	7,708.80

Notes forming part of consolidated financial statements for the year ended 31 March, 2020

(All amounts are in Indian Rupees in Lakhs unless otherwise stated)

Note

7.1 Considering the uncertainty involved in realizing the interest on a loan of ₹5,366.25 lakhs (as at 31 March, 2019 ₹7,639.36 lakhs) granted to M/s. Janati Bio Power Private Limited, the group discontinued recognizing interest income on the said loan with effect from October 01, 2018. In Management's contention, no provision for credit loss on this loan is required in view of the comfort letter given by M/s. SVL Limited assuring the repayment.

Note 8 : Other Financial Assets - Non current

Particulars	As at 31 March, 2020	As at 31 March, 2019
(a) Security Deposits	202.68	179.21
(b) Derivative instruments carried at fair value	213.68	239.48
(c) Interest Receivable on Loan to Related Parties	125.21	306.12
(d) Others	-	60.79
Total	541.57	785.60

Note 9 : Non current Tax Assets

Particulars	As at 31 March, 2020	As at 31 March, 2019
(a) Advance Income Tax (Net of Provisions)	397.44	522.33
Total	397.44	522.33

Note 10 : Other Non Current Assets

Particulars	As at 31 March, 2020	As at 31 March, 2019
(a) Capital Advances (Refer Note 10.1)	6,510.68	12,203.01
Less: Allowance for credit losses	(390.64)	-
Net Advances	6,120.04	12,203.01
(b) Prepaid Lease Charges (Refer note 46)	-	404.76
(c) Others	1,644.14	1,804.62
Total	7,764.18	14,412.39

Note:

10.1. Due to recent regulatory developments in Andhra Pradesh, the company (through M/s. Beta Wind Farm Private Limited, One of the subsidiaries) could not proceed with Phase III power project. However, the Company is confident of recovering substantial portion of capital advances given in this regard. Considering the above facts and the comfort letter issued by SVL Ltd (Promoter company) guaranteeing repayment, in case of non-recovery, no provision is required for the capital advance amounting to ₹6,510.68 Lakhs. Nevertheless, for the delay in recovering the said advances, the company made appropriate provisioning for expected credit losses.

Note 11 : Inventories (At lower of cost and net realizable value)

Particulars	As at 31 March, 2020	As at 31 March, 2019
(a) Stores & Spares	181.57	229.93
(b) Consumables	10.32	23.17
Total	191.89	253.10

Notes forming part of consolidated financial statements for the year ended 31 March, 2020

(All amounts are in Indian Rupees in Lakhs unless otherwise stated)

Notes :

11.1 Cost of Inventories

Particulars	Continuing Operations		Discontinued Operations	
	For the year ended		For the year ended	
	31-Mar-20	31-Mar-19	31-Mar-20	31-Mar-19
Cost of Stores, Spares and consumables	598.61	615.88	-	-

11.2 Mode of valuation of inventories has been stated in Note 3.6.

Note 12 : Current Investments

Particulars	Face Value Per Share (Rupees, unless otherwise stated)	As at 31 March, 2020		As at 31 March, 2019	
		Units/ Shares	Amount	Units/ Shares	Amount
Investments in Equity Shares of Other entity- Unquoted					
(a) Sanjog Sugars and Eco Power Private Limited (Refer Note below)	10	-	-	9,18,954	944.36
(b) Investments in Deemed Equity		-	-		212.98
Less: Provision for Diminution in Investments					(1,157.34)
Total			-		-

Note:

12.1 The Company has entered into a Memorandum of Understanding dated November 17, 2015 and Shareholder Agreement to Sell dated June 30, 2016 ("Agreements") with Soorya Eco Power Pvt Ltd ("buyer") with respect to 84% shares held by the Company in Sanjog Sugars and Eco-Power Private Limited ("SSEPPL"). Consequent to these agreements, the daily operations of the Plant are being undertaken by the buyer. Also the Company has only a minority representation in the Board of SSEPPL. In substance of the Agreements, the Company will not be entitled to any share in profits or losses of SSEPPL. Considering these aspects and in accordance with IND AS 110 - "Consolidated Financial Statements", the Company has concluded that it does not have any control over SSEPPL and accordingly the results of this company from July 1, 2016, have not been included in the Audited Consolidated Financial statements. During the year ended March 31, 2020, the Company transferred 918,954 shares to the buyer. With the said transfer during the current year, the entire stake in SSEPPL is disinvested. The investment was adequately provided in earlier years, accordingly this disinvestment does not result in any profit/loss during the current year.

Note 13 : Trade Receivables (Current)

Particulars	As at 31 March, 2020	As at 31 March, 2019
(a) Trade Receivables considered good - Secured	-	-
(b) Trade Receivables considered good - Unsecured	10,694.35	9,722.34
(c) Trade Receivables which have significant increase in Credit Risk	-	-
(d) Trade Receivables - credit impaired	1,033.26	587.61
Less: Allowances for credit losses	(1,033.26)	(587.61)
Total	10,694.35	9,722.34

Notes forming part of consolidated financial statements for the year ended 31 March, 2020

(All amounts are in Indian Rupees in Lakhs unless otherwise stated)

Note:

13.1. The average credit period for trade receivables is 30 days.

13.2. Ageing of receivables

Particulars	As at 31 March, 2020	As at 31 March, 2019
> Within the credit period	4,697.54	2,271.17
> 1-30 days past due	1,486.69	2,206.94
> 31-60 days past due	609.97	445.19
> 61-90 days past due	134.82	224.25
> More than 90 days past due	4,798.59	5,162.40
Total	11,727.61	10,309.95

13.3. Movement in the allowance for receivables

Particulars	2019-20	2018-19
Balance at beginning of the year	(587.61)	(615.57)
Provision made during the year	(445.65)	(232.74)
Provisions reversed during the year	-	260.70
Balance at end of the year	(1,033.26)	(587.61)

13.4. Major customers, being government undertakings and private companies having highest credit ratings, carry negligible credit risk. Concentration of credit risk to any private counterparty is periodically reviewed by the management.

Note 14 A : Cash and cash equivalents

Particulars	As at 31 March, 2020	As at 31 March, 2019
Cash and Bank Balances		
(a) Cash on hand	0.68	1.88
(b) Balances with banks		
(i) In current accounts	704.62	826.51
(ii) In foreign currency accounts	113.82	116.61
Total	819.12	945.00

Note 14 B : Bank Balances other than 14A above

Particulars	As at 31 March, 2020	As at 31 March, 2019
Other Bank Balances		
(i) In deposit accounts	10.12	100.80
Total	10.12	100.80
Total (A+B)	829.24	1,045.80

Notes forming part of consolidated financial statements for the year ended 31 March, 2020

(All amounts are in Indian Rupees in Lakhs unless otherwise stated)

Note 15 : Other Financial Assets (Current)

Particulars	As at 31 March, 2020	As at 31 March, 2019
(a) Security Deposits		
- Unsecured and considered good	347.96	368.46
(b) REC Receivable (refer note below)	2,385.10	2,674.92
Less: Allowances for credit losses	(126.32)	-
Net Receivable	2,258.78	2,674.92
(c) Receivables from transfer of undertaking/ investments (Refer Note- 41.1)	3,611.34	-
(d) Derivative instrument carried at fair value	132.74	15.09
(e) Other Receivables	124.86	137.90
(f) GBI Income Receivable	261.98	258.64
(g) Unbilled Revenue	414.59	137.37
Total	7,152.25	3,592.38

Note:

Considering the stay granted by the Supreme Court of India on the order issued by Central Electricity Regulatory Commission ('CERC') on reduction of floor price, and based on the legal opinion obtained, the company is confident of favourable decision on the appeal with Hon'ble Supreme Court against the APTEL (Appellate Tribunal for Electricity at New Delhi) order and realization of difference of ₹500/ REC aggregating to ₹2,071.49 lakhs in respect of the receivables as on 31st March 2017.

Note 16 : Other Current Assets

Particulars	As at 31 March, 2020	As at 31 March, 2019
(a) Prepaid Expenses	624.39	420.10
(b) Advance for Expenses	29.13	519.42
(c) Balance with GST & other state authorities	192.69	70.66
(d) Others	9.88	1,003.38
Total	856.09	2,013.56

Note 17 : Assets classified as held for sale

Particulars	As at 31 March, 2020	As at 31 March, 2019
(a) Land	298.29	463.16
(b) Building	304.21	1,050.09
(c) Plant & Equipment	1,363.34	5,605.10
(d) Other Assets	2,780.40	2,722.97
Less: Provision made considering the realizable value	(2,925.77)	(3,104.36)
Total	1,820.47	6,736.96

Note:

17.1 The Company intends to dispose land acquired for development of Energy plantation. Considering the market value, impairment has been recognized as and when the situation warrants. Accordingly, an impairment of ₹76.72 lakhs (previous year - ₹70.00 lakhs) has been recognized during the year. The Company is in negotiation with some potential buyers and expects that the fair value less costs to sell the land will be higher than the net carrying value.

Notes forming part of consolidated financial statements for the year ended 31 March, 2020

(All amounts are in Indian Rupees in Lakhs unless otherwise stated)

17.2 The Board of Directors approved the sale of one Biomass power undertaking located at Sookri Village Narasinghpur District, Madhya Pradesh and investments in its subsidiary Biobijlee Green Power Limited to its promoter company M/s. SVL Ltd. and/or its subsidiaries/associates. During the year ended March 31, 2018, the shareholders of the Company approved the said disinvestment. The transfer of biomass power undertaking located at Sookri village, Narasinghpur district, Madhya Pradesh under a slump sale as a going concern has been completed during the year. The loan obligations with State Bank of India aggregating to ₹1,398.76 lakhs is settled under a settlement scheme at ₹1,000.00 lakhs. This resulted in gain of ₹398.76 lakhs during the year. Subsequent to the completion of slump sale, the company disposed aforementioned Biobijlee Green Power Limited to M/s. Janati Biopower Private Limited. The sales consideration of 3,609.74 lakhs is expected to be realized in near future and there would be no expected credit loss in view of the comfort letter given by SVL Limited (the promoter company).

17.3 One of the Company's subsidiaries viz. Amrit Environmental Technologies Private Limited has been shut down. During the financial year 2015-16, the Board of Directors of the respective subsidiaries decided to sell the assets and wind down the business. Accordingly, fair value has been calculated and impairment loss has been recognized in the books for the difference between fair value and the carrying value. The Management expects that the net carrying value would be higher than the fair value less costs to sell. During the previous year ended March 31, 2019, the Company disposed 26% of shares in this subsidiary.

17.4 The liabilities directly associated with assets held for sale have been identified by the management under Note 30.

Note 18 : Share Capital

Particulars	As at 31 March, 2020		As at 31 March, 2019	
	Number of Shares	Amount ₹ In Lakhs	Number of Shares	Amount ₹ In Lakhs
(a) Authorised				
Equity shares of ₹10 each with voting rights	800,000,000	80,000.00	800,000,000	80,000.00
(b) Issued				
Equity shares of ₹10 each with voting rights	750,723,977	75,072.40	750,723,977	75,072.40
(c) Subscribed and fully paid up				
Equity shares of ₹10 each with voting rights	750,723,977	75,072.40	750,723,977	75,072.40
Total	750,723,977	75,072.40	750,723,977	75,072.40

Note:**18.1 Reconciliation of the number of shares and amount outstanding at the beginning and at the end of the reporting period:**

Particulars	Opening Balance	Fresh issue	Closing Balance
Equity shares with voting rights			
Year ended 31 March, 2020			
- Number of shares	750,723,977	-	750,723,977
- Amount (₹ In lakhs)	75,072.40	-	75,072.40
Year ended 31 March, 2019			
- Number of shares	750,723,977	-	750,723,977
- Amount (₹ In lakhs)	75,072.40	-	75,072.40

Notes forming part of consolidated financial statements for the year ended 31 March, 2020

(All amounts are in Indian Rupees in Lakhs unless otherwise stated)

18.2 Terms and Rights attached to equity shares

- The company has only one class of equity shares having a par value of ₹10 each. Each shareholder of equity shares is entitled to one vote per share.
- In the event of liquidation, the equity shareholders will be entitled to receive the remaining assets of the company, after distribution of all preferential amounts, in proportion to shareholding.

18.3 Details of shares held by each shareholder holding more than 5% shares:

Class of shares / Name of shareholder	As at 31 March, 2020		As at 31 March, 2019	
	Number of shares held	% holding in that class of shares	Number of shares held	% holding in that class of shares
Equity shares with voting rights				
(a) Janati Bio Power Private Limited (Refer note-18.6 below)	365,411,114	48.67%	34,340,659	4.57%
(b) SVL Limited	5,000	negligible	26,24,04,137	34.95%

18.4 Aggregate Number and Class of Shares- allotted as Fully paid up Bonus shares (or) issued for consideration other than cash (or) shares bought back for the Period of 5 Years Immediately Preceding the Balance Sheet Date - Nil.

18.5 Shares reserved for issue under options and contracts or commitments for the sale of shares or disinvestment, including the terms and amounts - Nil.

18.6 In November 2019, M/s. Janati Bio power private Limited, one of the promoter company acquired 331,070,455 equity shares of the company from other promoter companies namely, SVL Limited, Nivedanda Power Private Limited and Syandana Energy Private Limited. The acquisition has been made as inter-se transfer through an internal arrangement through off-market transactions among the promoter companies. M/s. Janati Bio Power Private Limited informed the stock exchanges as required under regulation 10(5) SEBI (Substantial Acquisition of Shares and Takeovers) Regulations, 2011.

18.7 During the year, the Board of directors of the company proposed a scheme of arrangement which include reduction of equity share capital. For further details, refer note no. 50.

Note 19 : Other Equity

(i) Reserves and Surplus

Particulars	As at 31 March, 2020	As at 31 March, 2019
(a) Capital Reserve on Consolidation		
Opening balance	12,454.59	12,454.59
Less : Reduction on account of disposal of subsidiaries	-	-
Closing balance	12,454.59	12,454.59
(b) Securities premium account		
Opening balance	80,203.31	80,203.31
Add : Premium on issue of shares	-	-
Closing balance	80,203.31	80,203.31

Notes forming part of consolidated financial statements for the year ended 31 March, 2020

(All amounts are in Indian Rupees in Lakhs unless otherwise stated)

Particulars	As at 31 March, 2020	As at 31 March, 2019
(c) Surplus / (Deficit) in Statement of Profit and Loss		
Opening balance	(118,707.36)	(115,228.85)
Add: Profit/(Loss) for the year	2,307.88	(4,889.54)
Less: on account of transition to IND AS 116, Leases	(758.67)	-
Less: Impact of derecognition of subsidiaries consequent to loss of control	3.41	1,411.03
Closing balance	(117,154.74)	(118,707.36)
Total (A)	(24,496.84)	(26,049.46)

(ii) Other Components of Equity

Particulars	As at 31 March, 2020	As at 31 March, 2019
(a) Remeasurement of net defined benefit liability/asset		
Opening Balance	5.33	(10.82)
Add: Additions during the year	-	16.15
Less: Reductions during the year	(1.11)	-
Closing Balance	4.22	5.33
(b) Foreign Currency Reserve account		
Opening balance	588.77	719.61
Add : Additions during the year	65.89	-
Less : Utilised during the year	-	(130.84)
Closing balance	654.66	588.77
(c) Hedge Reserve		
Opening balance	(35.32)	(53.29)
Add : Additions during the year	13.28	17.97
Closing balance	(22.04)	(35.32)
Total (B)	636.84	558.78
Total Other Equity (A+B)	(23,860.00)	(25,490.68)

Note 20 : Non Current borrowings

Particulars	As at 31 March, 2020	As at 31 March, 2019
(a) Term loans - Secured		
From Banks (Refer Note 20.1 A)	87,101.16	92,907.44
From Financial Institutions - (Refer Note 20.1 B)	6,698.20	7,816.34
(b) Loans taken from others, unsecured (Refer Note 20.2)	29,512.84	35,998.95
Total	123,312.20	136,722.73

Notes forming part of consolidated financial statements for the year ended 31 March, 2020

(All amounts are in Indian Rupees in Lakhs unless otherwise stated)

Notes:

20.1 Details of the secured long-term borrowings from Banks and Financial Institutions:

Description	Total Amount outstanding		Amounts due within one year classified as Other Financial Liabilities Current (Refer Note 27)		Amount disclosed as Long Term Borrowings (Refer Note 20)	
	As at 31 March, 2020	As at 31 March, 2019	As at 31 March, 2020	As at 31 March, 2019	As at 31 March, 2020	As at 31 March, 2019
From Banks (A)	94,926.16	102,994.39	7,825.00	10,086.95	87,101.16	92,907.44
From Financial Institutions (B)						
IL & FS Financial Services Limited	818.92	838.70	18.62	25.56	800.30	813.14
Srei Infrastructure Limited	7,326.34	7,967.88	1,428.44	964.68	5,897.90	7,003.20
Bajaj Auto Finance Limited	214.62	479.55	214.62	479.55	-	-
Sub- Total (B)	8,359.88	9,286.13	1,661.68	1,469.79	6,698.20	7,816.34
Total loans from Banks and Financial Institutions (A+B)	103,286.04	112,280.52	9,486.68	11,556.74	93,799.36	100,723.78

20.2 Details of the unsecured long-term borrowings from Others:

Description	Total Amount outstanding		Amounts due within one year classified as Other Financial Liabilities Current (Refer Note 27)		Amount disclosed as Long Term Borrowings (Refer Note 20)	
	As at 31 March, 2020	As at 31 March, 2019	As at 31 March, 2020	As at 31 March, 2019	As at 31 March, 2020	As at 31 March, 2019
From Others (C)						
SVL Limited	24,512.84	35,998.95	-	-	24,512.84	35,998.95
Shashvatha Renewable Energy Private Limited (Refer Note 20.5)	5,000.00	-	-	-	5,000.00	-
Total - Loans from Others (C)	29,512.84	35,998.95	-	-	29,512.84	35,998.95
Total Borrowings (A+B+C)	132,798.88	148,279.47	9,486.68	11,556.74	123,312.20	136,722.73

20.3 Details of Security and Terms of Repayment/Interest

The term loans obtained by the Company/Subsidiaries are secured by assets identified in the loan agreements entered into by the Company/subsidiaries which are in the nature of immoveable property where the wind energy generators are located, trade receivables, inventory and other assets related to the Company/Subsidiaries etc. In the case of certain borrowings where the terms stipulate, Corporate Guarantees have been given by some of the group companies. The above loans are repayable over a period stipulated in the respective agreements. The interest rates ranging between 5% to 16.25% in respect of the above loans are in accordance with the terms of the respective loan agreements.

Notes forming part of consolidated financial statements for the year ended 31 March, 2020

(All amounts are in Indian Rupees in Lakhs unless otherwise stated)

20.4 Details of Defaults repayment of long term borrowings:

There have been certain delays in the repayments of principal and interest amounts in respect of borrowings from Banks by the Company / some of its subsidiaries. During the current year ended 31 March, 2020, there were defaults to the extent of ₹23,338.14 lakhs in respect of principal and interest repayments. Out of the same, an amount of ₹17,366.72 lakhs has been paid by the Group during the year and balance amount of ₹5,971.42 lakhs of principal and interest is outstanding as at 31 March 2020. Subsequent to the Balance Sheet date, the Company repaid the default amount of ₹545.85 lakhs.

20.5 The Company had availed borrowings from Shashvatha Renewable Energy Private Limited in the month of March 2020. The Company obtained a waiver of interest for the period upto 31 March 2020 with the consent of both the parties. Considering the short term nature of the waiver, fair value gain and corresponding interest expense has not been recognised since the carrying amount of the loan approximates the fair value.

Note 21 : Other Financial Liabilities-Non Current

Particulars	As at 31 March, 2020	As at 31 March, 2019
a. Interest Payable - related parties	8,446.89	8,446.81
b. Lease Liabilities (refer note - 46)	2,030.14	-
Total	10,477.03	8,446.81

Note 22 : Provisions- Non Current

Particulars	As at 31 March, 2020	As at 31 March, 2019
Provision for employee benefits:		
(i) Provision for compensated absences	93.29	88.01
(ii) Provision for gratuity	113.44	107.08
Total	206.73	195.09

Note 23 : Deferred Tax Liability (Net)

Particulars	As at 31 March, 2020	As at 31 March, 2019
Tax effect of items constituting deferred tax liability		
Deferred Tax Assets	14,692.78	6,107.64
Less: Deferred Tax Liabilities (Refer 23.1)	(14,692.78)	(6,107.64)
Net deferred tax liability	-	-

Note:

23.1 In accordance with the accounting policy adopted by the company, the Deferred tax asset mainly arising on unabsorbed business losses/ depreciation has not been recognised in these financial statements in the absence of reasonable certainty supported by appropriate evidence regarding availability of future taxable income against which such deferred tax assets can be realised.

Notes forming part of consolidated financial statements for the year ended 31 March, 2020

(All amounts are in Indian Rupees in Lakhs unless otherwise stated)

Note 24 : Other Non Current Liabilities

Particulars	As at 31 March, 2020	As at 31 March, 2019
Deferred revenue arising from Government grant received from Ministry of New & Renewable Energy (Refer note 24.1 below)	-	70.17
Total	-	70.17

24.1 The Deferred Revenue is recognized from Capital Subsidy received from Ministry of New & Renewable Energy. During the year, the Company having transferred the 10MW Biomass undertaking under a slump sale agreement and accordingly written back ₹70.17 lakhs of grant to income on complying with the terms of the grant.

Note 25 : Current Borrowings

Particulars	As at 31 March, 2020	As at 31 March, 2019
(i) Secured - From Banks	2,184.07	2,266.37
(ii) Unsecured - From others	350.00	287.82
Total	2,534.07	2,554.19

Note:

25.1 Details of terms of repayment and security provided in respect of the secured Short term borrowings:

The short term borrowings obtained by the Company/Subsidiaries are secured by assets identified in the loan agreements entered into by the Company/Subsidiaries which are in the nature of immovable property where the wind energy generators are located, trade receivables, inventory and other financial assets related to Company/ Subsidiaries etc. In the case of certain borrowings where the term stipulate, a Corporate Guarantee or a pledge of shares held in the entities have been given/ made by some of the Group companies. The above loans are repayable over a period stipulated in the respective agreements. The interest rates ranging between 11% to 16.25% in the respect of the above loans are in accordance with the terms of the respective loan arrangements.

Note 26 : Trade Payables

Particulars	As at 31 March, 2019	As at 31 March, 2018
(a) Total outstanding dues of micro and small enterprises	-	-
(b) Total outstanding dues of creditors other than micro and small enterprises	2,757.97	2,988.75
Total	2,757.97	2,988.75

Note:

26.1 As at 31 March, 2020 and 31 March, 2019 based on and to the extent of information available with the Group regarding the registration of suppliers as Micro and Small Enterprises under the Micro, Small and Medium Enterprises Development Act, 2006, there are no amounts outstanding in respect of these suppliers.

Notes forming part of consolidated financial statements for the year ended 31 March, 2020

(All amounts are in Indian Rupees in Lakhs unless otherwise stated)

Note 27 : Other Financial Liabilities (Current)

Particulars	As at 31 March, 2020	As at 31 March, 2019
(a) Current maturities of long-term debt (Refer Note 20.1 and 20.2)	9,486.68	11,556.74
(b) Current maturities of lease liabilities (Refer note - 46)	101.94	-
(c) Interest accrued and due on Long term borrowings	1,970.90	2,745.29
(d) Interest accrued and not due on Long term borrowings	1,163.40	306.20
(e) Other payables		
(i) Interest accrued on Short term borrowings	7.97	25.32
(ii) Payable towards Investment	250.00	250.00
(iii) Payable for purchase of fixed assets	-	1,231.84
(iv) Others	32.40	39.26
Total	13,013.29	16,154.65

Note 28 : Provisions- Current

Particulars	As at 31 March, 2020	As at 31 March, 2019
(a) Provision for employee benefits:		
(i) Provision for compensated absences	26.79	26.95
(ii) Provision for gratuity	26.03	25.25
Total	52.82	52.20

Note 29 : Other current liabilities

Particulars	As at 31 March, 2020	As at 31 March, 2019
(a) Statutory remittances	40.27	90.05
(b) Advance from Customers	52.06	425.53
(c) Others	165.49	158.11
Total	257.82	673.69

Note 30 : Liabilities directly associated with assets held for sale

Particulars	As at 31 March, 2020	As at 31 March, 2019
(a) Borrowings and interest payable thereon	3,000.84	4,075.82
(b) Trade payables	487.70	502.75
(c) Payable towards fixed assets	2,300.00	2,300.00
(d) Others	141.22	50.00
Total	5,929.76	6,928.57

Notes forming part of consolidated financial statements for the year ended 31 March, 2020

(All amounts are in Indian Rupees in Lakhs unless otherwise stated)

30.1 Trade payables include ₹92.73 lakhs towards Energy plantation land acquired by the company and ₹394.97 lakhs pertaining to subsidiary classified as held for sale. Also refer note 17 on Assets held for sale.

30.2 The amounts payable towards fixed assets belongs to assets of subsidiary classified as held for sale.

30.3 The details pertaining to default of loans classified as liabilities directly associated with assets held for sale have been included under note 20.4.

Note 31 : Revenue from Operations

Particulars	For the year ended 31 March, 2020	For the year ended 31 March, 2019
(a) Sale of power	27,213.76	28,583.26
(b) Other operating revenues (Refer Note below)	5,104.86	3,744.64
Total	32,318.62	32,327.90

Other Operating Revenues comprises:	For the year ended 31 March, 2020	For the year ended 31 March, 2019
(i) Renewable Energy Certificates Income	4,470.74	2,932.38
(ii) Generation Based Income	634.12	812.26
Total	5,104.86	3,744.64

31 (a) Disaggregation of revenue from the transfer of goods and services over time and at a point in time in the following major product lines and geographical regions

Particulars	For the year ended 31 March, 2020	For the year ended 31 March, 2019
i. Revenue from sale of Power		
- India	25,535.23	26,747.72
- Others	1,678.53	1,835.54
ii. Revenue from Other Operations		
- India	5,104.86	3,744.64
- Others	-	-
Total Revenue from Contracts with Customers (i+ii)	32,318.62	32,327.90
Timing of Revenue Recognition		
- At a point in Time	32,318.62	32,327.90
- Over period of Time	-	-
Total Revenue from Contracts with Customers	32,318.62	32,327.90

Note 32 : Fair value gain on modification of loan

Particulars	For the year ended 31 March, 2020	For the year ended 31 March, 2019
Fair value gain on Modification of loan received from M/s. SVL Limited	-	3,188.50
Total	-	3,188.50

Notes forming part of consolidated financial statements for the year ended 31 March, 2020

(All amounts are in Indian Rupees in Lakhs unless otherwise stated)

32.a. During the year ended March 31, 2019, the group obtained a waiver of interest on the loan of ₹37,212.07 lakhs from M/s. SVL Limited w.e.f April 1, 2018 and modified the repayment date to March 31, 2019 with rollover at the consent of both the parties. Further, as required by IND AS 109, the loan has been fair valued and gain of ₹3,188.50 lakhs has been accounted for during the previous year. The unwinding of fair value gain in the nature of interest expense of ₹3,188.50 lakhs has also been recognised during the previous year.

However, during the current year, M/s. SVL Limited extended the loan period till March 31, 2024 and granted a waiver of interest only for the year 2019-20. Accordingly, no interest expenses and fair value gain thereon being recognized for the year, since the fair value gain and the interest expense would fully offset during the year and as such, the carrying value of the loan approximated the fair value. M/s. SVL Limited would review the continuance of waiver of the interest afresh in the year 2020-21.

Note 33 : Fixed Charges Reimbursement

Particulars	For the year ended 31 March, 2020	For the year ended 31 March, 2019
Fixed Charges Reimbursement (Refer Note 33.1 below)	4,577.94	-
Total	4,577.94	-

33.1 During 2016, the 10MW Biomass undertaking owned by the company located at Narasinghpur was not allowed to supply power as per the terms of power purchase agreement entered into with Madhya Pradesh Power Management Company Limited(MPPMCL). The Company along with Madhya Pradesh Biomass Energy Development Agency approached Appellate Tribunal for Electricity and Hon'ble Supreme Court of India. The Hon'ble Supreme court of India directed the MPPMCL to reimburse the fixed charges from 2016 along with interest at 15%. Accordingly, the company recognized the income of ₹4,577.94 lakhs during the year.

Note 34 : Other Income

Particulars	For the year ended 31 March, 2020	For the year ended 31 March, 2019
(a) Interest income		
(i) Bank Deposits	32.32	34.79
(ii) Others	18.61	273.03
(b) Other non-operating income (net of expenses directly attributable to such income)		
(i) Profit on sale of assets	155.62	92.85
(ii) Miscellaneous Income*	1,761.83	1,099.92
Total	1,968.38	1,500.59

* Miscellaneous income primarily includes Writeback of liabilities no longer required, sale of scrap and insurance claim received.

Note 35 : Employee benefits expense

Particulars	For the year ended 31 March, 2020	For the year ended 31 March, 2019
(a) Salaries and wages	1,051.48	1,122.32
(b) Contributions to provident fund	98.99	107.72
(c) Gratuity expense	29.41	27.15
(d) Staff welfare expenses	85.24	85.73
Total	1,265.12	1,342.92

Notes forming part of consolidated financial statements for the year ended 31 March, 2020

(All amounts are in Indian Rupees in Lakhs unless otherwise stated)

Note 36 : Finance Costs

Particulars	For the year ended 31 March, 2020	For the year ended 31 March, 2019
(a) Interest expense on:		
(i) Term Loans	13,821.94	14,222.86
(ii) Current Borrowings	318.27	264.58
(iii) Borrowings from Group Companies	6.08	420.69
(iv) Lease liabilities	270.34	-
(v) Fair valuation of loans (Refer note 32.a)	-	3,188.50
(b) Other borrowing costs	928.20	1,182.75
Total	15,344.83	19,279.38

Note 37 : Loss on derecognition of hedging instrument

Particulars	For the year ended 31 March, 2020	For the year ended 31 March, 2019
Loss on derecognition of hedging instrument (Refer note below)	-	489.00
Total	-	489.00

Note:

During the previous year, a subsidiary of the Company viz, Beta Wind Farm Private Limited (BETA) closed one of its Hedging contracts taken to offset the exchange fluctuation on USD denominated ECB loan, for a consideration for ₹2,909.88 lakhs as against its carrying value of ₹3,398.88 lakhs and accounted a loss of ₹489.00 lakhs.

Note 38 : Capital Work in Progress Written off

Particulars	For the year ended 31 March, 2020	For the year ended 31 March, 2019
Capital Work in Progress Written off (Refer note below)	594.26	-
Total	594.26	-

38.1 Due to recent regulatory developments in Andhra Pradesh, the company (through M/s. Beta Wind Farm Private Limited, One of the subsidiaries) could not proceed with Phase III power project. Considering the same, the capital work in progress of ₹594.26 lakhs and capital advances of ₹544.25 lakhs pertaining to phase III were written off.

Note 39 : Other expenses

Particulars	For the year ended 31 March, 2020	For the year ended 31 March, 2019
(a) Consumption of stores, spares and consumables	598.61	615.88
(b) Power and fuel	56.10	54.26
(c) Water	3.69	1.36
(d) Rent	4.69	425.16
(e) Repairs and maintenance - Machinery	4,432.92	3,986.32
- Others	474.62	453.53
(f) Insurance	267.47	250.50
(g) Rates and taxes	265.27	394.09
(h) Communication	34.13	28.39
(i) Travelling and conveyance	96.59	126.24
(j) Printing and stationery	22.69	27.61
(k) Freight and forwarding	10.74	9.01

Notes forming part of consolidated financial statements for the year ended 31 March, 2020

(All amounts are in Indian Rupees in Lakhs unless otherwise stated)

Particulars	For the year ended 31 March, 2020	For the year ended 31 March, 2019
(l) Sales commission	3.46	24.39
(m) Hire Charges	52.40	70.92
(n) Sitting Fees	7.45	6.50
(o) Legal and professional charges	438.73	523.67
(p) Payments to auditors (Refer Note 39.1)	58.06	54.41
(q) Provision for doubtful trade receivables	1,090.66	231.15
(r) Capital advances written off (Refer Note 38.1)	544.25	-
(s) Net loss on foreign currency transactions and translation	10.53	68.91
(t) Electricity Charges	67.77	61.34
(u) Bank charges	12.02	12.60
(v) Watch and Ward	129.76	152.90
(w) Miscellaneous expenses	121.17	212.54
(x) Loss on impairment of assets	-	44.92
Total	8,803.78	7,836.60

39.1 Payments to the Auditors Comprises:

Particulars	For the year ended 31 March, 2020	For the year ended 31 March, 2019
As Statutory Auditors	58.06	54.41
Total	58.06	54.41

Note 40 : Contingent Liabilities and Commitments

Note	Particulars	As at 31 March, 2020	As at 31 March, 2019
(i)	Contingent liabilities (Net of Provisions)		
	(a) Income Tax Demands against which the Group has gone on Appeal	345.31	345.31
	(b) Service Tax Demands against which the Group has gone on Appeal	1,465.03	1,465.03
	Note: The Group expects a favourable decision with respect to the above disputed demands / claims based on professional advice. Hence, no provision for the same has been made.		
	(c) Corporate Guarantees given (Refer note 40.1 and 40.2 below)	32,743.00	32,593.00
	(d) Claims against the Company/subsidiary, not acknowledged as debt	-	1,036.80
(ii)	Commitments		
	(a) Estimated amount of contracts remaining to be executed on capital account and not provided for in respect of tangible assets (Refer note-38.1) No commitment charges are payable on cancellation of this contract.	-	19,288.32

40.1 The corporate guarantees include ₹22,155.00 lakhs extended in favour of 8 biomass subsidiaries towards borrowings from various lenders. These subsidiaries were disposed to M/s. Janati Bio Power Private Limited (JBPPL) during the year 2017-18. JBPPL is in negotiation with the lenders for replacement of aforesaid corporate guarantees. In the meantime, JBPPL executed a counter corporate guarantee in favour of the Company indemnifying from all the losses/damages that may arise from default in loan repayments by aforesaid 8 biomass companies.

40.2 During the year, the company issued a corporate guarantee of ₹150.00 lakhs to M/s. Punjab National Bank towards an enhanced working capital facility for M/s. Sanjog Sugars and Eco Power Private Limited.

Notes forming part of consolidated financial statements for the year ended 31 March, 2020

(All amounts are in Indian Rupees in Lakhs unless otherwise stated)

41 Discontinued Operations

41.1 The Board of Directors approved the sale of one Biomass power undertaking located at Sookri Village Narasinghpur District, Madhya Pradesh and investments in its subsidiary Biobijlee Green Power Limited to its promoter company M/s. SVL Ltd. and/or its subsidiaries/ associates. During the year ended March 31, 2018, the shareholders of the Company approved the above disinvestments.

The transfer of biomass power undertaking located at Sookri village, Narasinghpur district, Madhya Pradesh under a slump sale as a going concern has been completed during the year. The loan obligations with State Bank of India aggregating to ₹1,398.76 lakhs is settled under a compromise settlement scheme at ₹1,000.00 lakhs. This resulted in gain of ₹398.76 lakhs during the year.

Subsequent to the completion of slump sale, the company disposed aforementioned Biobijlee Green Power Limited. The sales consideration of ₹3,609.74 lakhs is expected to be realized in near future and there would be no expected credit loss in view of the comfort letter given by SVL Limited (the promoter company).

41.2 The Board of Directors of the Company, at their meeting held on Jan 24, 2018, accorded its approval to sell the investments held in one of its subsidiary, M/s. Amrit Environmental Technologies Private Limited (AETPL). Accordingly, during the previous year the company transferred 26% of shares in AETPL for a consideration of ₹247.00 lakhs. The corresponding assets and liabilities of AETPL are classified as assets held for sale and liabilities associated with assets held for sale in these consolidated financial statements.

41.3 During the year the company decided to dispose one of its subsidiaries viz., Statt Orient Energy Private Limited domiciled in Srilanka. Accordingly, the assets have been stated at net realizable value and the consequent loss of ₹943.70 lakhs for the year is recognized under discontinued operations.

41.4 The details of aforementioned discontinued business included in these consolidated financial statements for the year ended March 31, 2020 are given below:

Particulars	For the year ended 31 March, 2020	For the year ended 31 March, 2019
Revenue from operations	-	-
Gain on transfer of Narasinghpur unit under a slump sale agreement	398.76	-
Other Income	78.58	46.69
Total Income (I)	477.34	46.69
Expenses		
Employee Benefits	18.07	70.79
Finance Costs	944.01	688.25
Depreciation and Amortisation	-	-
Other Expenses	92.69	323.05
Impairment recognized considering the realizable value of assets/ receivables	1,139.12	510.57
Total expenses (II)	2,193.89	1,592.66
Loss before exceptional items and Tax (III = I-II)	(1,716.55)	(1,545.97)
Exceptional Items (IV)	-	-
Loss for the year from discontinuing activities (V = III - IV) (before tax)	(1,716.55)	(1,545.97)
Less: Tax expense		
- on ordinary activities attributable to the discontinued operations	-	-
- on gain / (loss) on disposal of assets / settlement of liabilities	-	-
Loss from discontinued operations (after tax)	(1,716.55)	(1,545.97)

Notes forming part of consolidated financial statements for the year ended 31 March, 2020

(All amounts are in Indian Rupees in Lakhs unless otherwise stated)

(i) The details of carrying amount of assets and liabilities relating to identified discontinued operations are given below:

Particulars	As at 31 March, 2020	As at 31 March, 2019
Non -current assets		
Property, plant and equipment	-	-
Intangible assets	-	-
Financial assets		
(i) Investments	-	6.89
(ii) Loans	-	-
(iii) Other financial assets	-	3.96
Other non current assets	0.62	481.80
Current Assets		
Inventories	-	-
Financial assets		
(i) Trade receivables	-	-
(ii) Cash and cash equivalents	114.37	1.22
(iii) Other financial assets	3,609.74	-
Other current assets	20.04	24.29
Assets classified as held for sale (Refer Note 17)	1,820.47	6,736.96
TOTAL ASSETS	5,565.24	7,255.12
LIABILITIES		
Non-current liabilities		
Financial liabilities		
(i) Borrowings	-	-
(ii) Other financial liabilities	-	-
Provisions	-	8.77
Other non-current liabilities	-	70.17
Current liabilities		
Financial liabilities		
(i) Borrowings	-	-
(ii) Trade payables	327.67	8.79
(iii) Other financial liabilities	-	-
Provisions	-	0.82
Other current liabilities	3.82	3.89
Liabilities directly associated with assets held for sale (Refer note 30)	5,929.76	6,928.57
TOTAL LIABILITIES	6,261.25	7,021.01

(ii) The details of net cash flows attributable to the discontinued operations are given below:

Particulars	For the year ended 31 March, 2020	For the year ended 31 March, 2019
Cash flows from Operating activities	220.71	101.60
Cash flows from Investing activities	-	1,608.27
Cash flows from Financing activities	(293.62)	(1,711.76)

Notes forming part of consolidated financial statements for the year ended 31 March, 2020

(All amounts are in Indian Rupees in Lakhs unless otherwise stated)

42 Goodwill on Consolidation

The details of Goodwill on consolidation are given below:

Particulars	Year ended 31-Mar-20	Year ended 31-Mar-19
Opening Balance	1,278.00	1,278.00
Add/(Less): Adjustments during the year	-	-
Closing Balance	1,278.00	1,278.00

43 Segment information

The primary reporting of the Group has been made on the basis of Business Segments. The Group has a single business segment as defined in Indian Accounting Standard (Ind AS) 108 on Segment Reporting, namely Generation of Power through Renewable Sources and related services. Accordingly, the amounts appearing in these Consolidated Financial Statements relate to this primary business segment.

43.1 Geographical information

Particulars	Revenue from external customers		Capital Expenditure (including Right of Use Asset)	
	Year ended 31-Mar-20	Year ended 31-Mar-19	Year ended 31-Mar-20	Year ended 31-Mar-19
India	30,640.09	30,492.36	244.17	27.21
Other	1,678.53	1,835.54	-	-
Unallocated	-	-	-	-
Total	32,318.62	32,327.90	244.17	27.21

Particulars	Non-current assets	
	As at 31-Mar-20	As at 31-Mar-19
India	179,695.16	192,193.11
Other	7,064.02	7,555.58
Unallocated	397.44	522.33
Total	187,156.62	200,271.02

43.2 Information about major Customers

During the year only one customer contributed 10% or more to the Group's revenue. (Previous year - 2 customers)

Note 44

(a) Financial Instruments

(i) Capital Management

The Group manages its capital to ensure that it is able to continue as going concern while maximising the return to the stakeholders through the optimization of the debt and equity balance. The capital structure of the Group consists of Debt and total Equity. The Group is not subject to any externally imposed capital requirement. In order to maintain the capital structure in consistent with others in the industry, the Group monitors capital on the basis of the following gearing ratio.

Notes forming part of consolidated financial statements for the year ended 31 March, 2020

(All amounts are in Indian Rupees in Lakhs unless otherwise stated)

Gearing Ratio :

Particulars	As at 31 March 2020	As at 31 March 2019
Debt \$	146,922.11	162,357.28
Cash and Bank Balance (Refer Note 14)	(829.24)	(1,045.80)
Net Debt	146,092.87	161,311.48
Total Equity	50,159.22	48,848.31
Less: Goodwill on consolidation (Note 42)	1,278.00	1,278.00
Adjusted Equity	48,881.22	47,570.31
Net Debt to equity ratio	299%	339%

\$ Debt refers to Long term borrowings including current maturities, Short term borrowings, interest accrued thereon on borrowings.

(II) Categories of Financial Instruments**(a) Financial Assets**

Particulars	As at 31 March 2020	As at 31 March 2019
Measured at fair value through profit or loss (FVTPL)		
- Designated derivative instruments carried at fair value	346.42	254.57
Measured at amortised cost		
- Loans	5,366.25	7,708.80
- Security Deposits	550.64	547.67
- Trade receivables	10,694.35	9,722.34
- Cash and Bank balance	829.24	1,045.80
- Other financial assets	6,796.76	3,575.74

(b) Financial Liabilities :

Particulars	As at 31 March 2020	As at 31 March 2019
Measured at amortised cost		
- Borrowings	138,333.79	154,909.48
- Trade payables	3,245.67	3,491.50
- Other financial liabilities	14,003.64	13,044.72

(III) Financial Risk Management Framework

The Group manages financial risk relating to the operations through internal risk reports which analyse exposure by degree and magnitude of risk. These risks include market risk (including currency risk, interest rate risk and other price risk), credit risk and liquidity risk. The Group seeks to minimise the effects of these risks by using derivative financial instruments to hedge the risk exposures. The use of financial derivatives is governed by the Group's policies approved by the Audit Committee which provides written principles on foreign exchange risk, interest rate risk, credit risk, the use of financial derivatives and non derivative financial instruments and the investment in excess of liquidity. Compliance with policies and exposure limits is reviewed by the management on a continuous basis.

The Group does not enter into or trade financial instruments including derivative financial instruments for speculative purpose.

(IV) Market Risk :

The Group's activities exposes it primarily to the financial risk of change in foreign currency exchange rates and interest rates. The Group enters into a derivative instruments to manage its exposure to foreign currency risk and interest rate risk including forward foreign exchange contracts to hedge the exchange rate risk arising on account of borrowings (including interest payable)

Notes forming part of consolidated financial statements for the year ended 31 March, 2020

(All amounts are in Indian Rupees in Lakhs unless otherwise stated)

(V) Foreign Currency Risk Management :

The Group undertakes transactions denominated in foreign currencies consequently, exposures to exchange rate fluctuations arises. Exchange rate exposures are managed within approved policy parameters utilising forward foreign exchange contracts.

The carrying amounts of the Group's foreign currency denominated monetary assets and monetary liabilities at the end of each reporting period are as follows :

Particulars	As at	(In Lakhs)		(In Lakhs)		(In Lakhs)	
		Euro	INR	USD	INR	LKR	INR
Trade Receivables	31-Mar-20	4.22	346.87	-	-	-	-
	31-Mar-19	5.44	422.75	-	-	-	-
Receivable towards sale of assets	31-Mar-20	-	-	-	-	-	-
	31-Mar-19	-	-	-	-	1,709.58	674.94
Trade Payables	31-Mar-20	0.52	43.15	-	-	1.96	0.76
	31-Mar-19	2.53	196.60	-	-	1.96	0.77
Borrowings	31-Mar-20	35.00	2,877.50	150.16	11,320.13	-	-
	31-Mar-19	45.00	3,499.10	215.93	14,935.95	-	-
Balances with Bank	31-Mar-20	6.07	499.27	-	-	292.13	113.65
	31-Mar-19	5.18	402.54	-	-	295.36	116.61

Of the above foreign currency exposures, the following exposures are not hedged:

Particulars	As at	(In Lakhs)		(In Lakhs)		(In Lakhs)	
		Euro	INR	USD	INR	LKR	INR
Trade Receivables	31-Mar-20	4.22	346.87	-	-	-	-
	31-Mar-19	5.44	422.75	-	-	-	-
Receivable towards sale of Fixed Assets	31-Mar-20	-	-	-	-	-	-
	31-Mar-19	-	-	-	-	1,709.58	674.94
Trade Payables	31-Mar-20	0.52	43.15	-	-	1.96	0.76
	31-Mar-19	2.53	196.60	-	-	1.96	0.77
Borrowings	31-Mar-20	35.00	2,877.50	7.87	593.29	-	-
	31-Mar-19	45.00	3,499.10	-	-	-	-
Balances with Banks	31-Mar-20	6.07	499.27	-	-	292.13	113.65
	31-Mar-19	5.18	402.54	-	-	295.36	116.61

Cross Currency Swaps

The Company has entered into cross currency swaps to cover External Commercial Borrowings taken in foreign currency for 100% of the exposure generated.

Outstanding Contracts	Average Exchange Rate		Foreign Currency		Nominal Amounts		Fair Value asset (liabilities)	
	31-Mar-20	31-Mar-19	31-Mar-20	31-Mar-19	31-Mar-20	31-Mar-19	31-Mar-20	31-Mar-19
Sell USD								
Less than 1 month	-	-	-	-	-	-	-	-
1-3 months	75.39	69.17	2.12	19.73	159.83	1,364.71	(14.06)	11.66
3 months to 1 year	75.39	69.17	12.03	55.90	906.94	3,866.67	166.54	66.33
1 to 5 years	75.39	69.17	14.15	140.30	1,066.77	9,704.58	232.01	167.62
5 years and above	-	-	-	-	-	-	-	-
Total			28.30	215.93	2,133.54	14,935.96	384.49	245.61

Notes forming part of consolidated financial statements for the year ended 31 March, 2020

(All amounts are in Indian Rupees in Lakhs unless otherwise stated)

(A) Particulars of the derivative contracts entered into for hedging purpose outstanding as on reporting date are as under:

PARTICULARS	No. of Contracts	31st March 2020		No. of Contracts	31st March 2019	
		Exposure in INR	Mark to Market Value		Exposure in INR	Mark to Market Value
Cross Currency Swaps/ Forward Contract	2	4,416.73	384.50	4	5,887.35	220.62
Interest Rate Swaps/Forward	1	2,283.37	(38.08)	1	3,012.49	8.96
Total of Derivative Contracts entered into for Hedging Purpose		6,700.10	346.42		8,899.84	229.58

(B) Out of the above, Derivative Instruments entered into for hedging but not qualifying for hedge under Ind AS 109 are as under :-

PARTICULARS	No. of Contracts	31st March 2020		No. of Contracts	31st March 2019	
		Exposure in INR	Mark to Market Value		Exposure in INR	Mark to Market Value
Cross Currency Swaps	1	2,283.37	10.58	1	3,012.49	(8.23)
Interest Rate Swaps	1	2,283.37	(38.09)	1	3,012.49	8.96
Total of Derivative Instrument not qualifying as hedges		4,566.74	(27.51)		6,024.98	0.72

(VI) Interest rate risk management :

The Company is exposed to interest rate risk since it borrow funds at fixed and floating interest rates. The risk is managed by maintaining an appropriate mix between fixed and floating rate borrowings, and by the use of interest rate swap contracts. Hedging activities are evaluated regularly to align with interest rate views and defined risk appetite, ensuring the most cost-effective hedging strategies are applied.

Interest rate swap contracts

Under the interest rate swap contracts, the Company agrees to exchange the difference between fixed and floating rate interest amount calculated on agreed notional principal amounts. Such contracts enable the Company to mitigate the risk of changing interest rates on the fair value of issued fixed rate debt and the cash flow exposures on the issued variable rate debt.

Outstanding Contracts	Average Contracted fixed interest Rate		Nominal Amounts		Fair Value asset (liabilities)	
	31-Mar-20	31-Mar-19	31-Mar-20	31-Mar-19	31-Mar-20	31-Mar-19
Sell USD						
Less than 1 month	-	-	-	-	-	-
1-3 months	6.70%	6.70%	0.99	1.43	(3.11)	0.43
3 months to 1 year	6.70%	6.70%	0.76	1.74	(16.64)	2.43
1 to 5 years	6.70%	6.70%	0.82	2.07	(18.33)	6.10
5 years and above	-	-	-	-	-	-
Total			2.57	5.24	(38.08)	8.96

Notes forming part of consolidated financial statements for the year ended 31 March, 2020

(All amounts are in Indian Rupees in Lakhs unless otherwise stated)

(VII) Foreign Currency sensitivity analysis :

The Group is mainly exposed to the currency of Europe and Srilanka.

As per management's assessment of reasonable possible changes in the exchange rate of +/- 5% between EUR-INR, LKR-INR currency pair, sensitivity of profit or loss only on outstanding foreign currency denominated monetary items at the period end is presented below:

EURO sensitivity at year end	2019-2020	2018-2019
Receivables		
-Weakening of INR by 5%	17.42	21.40
-Strengthening of INR by 5%	(17.27)	(20.90)
Trade Payables		
-Weakening of INR by 5%	(2.54)	(9.83)
-Strengthening of INR by 5%	1.74	9.83
Balances with Banks		
-Weakening of INR by 5%	24.72	20.12
-Strengthening of INR by 5%	(25.18)	(20.13)

LKR sensitivity at year end	2019-2020	2018-2019
Receivables for sale of fixed assets		
-Weakening of INR by 5%	-	33.75
-Strengthening of INR by 5%	-	(33.74)
Other financial assets		
-Weakening of INR by 5%	-	10.37
-Strengthening of INR by 5%	-	(10.37)
Balances with Banks		
-Weakening of INR by 5%	5.67	5.82
-Strengthening of INR by 5%	(5.69)	(5.82)
Trade Payables		
-Weakening of INR by 5%	(0.04)	(1.03)
-Strengthening of INR by 5%	0.04	1.03

Notes :

- 1 This is mainly attributable to the exposure of receivable and payable outstanding in the above mentioned currencies to the Group at the end of the reporting period.
- 2 In Management's opinion, the sensitivity analysis is unrepresentative of the inherent foreign exchange risk because the exposure at the end of the reporting period does not reflect the exposure during the year.
- 3 The Group's exposure changes in currency of United States of America was hedged during the year other than USD 7.87 lakhs as at March 31, 2020.

(VIII) Liquidity Risk Management :

Ultimate responsibility for liquidity risk management rests with the board of directors, which has established an appropriate liquidity risk management framework for the management of the Group's short-, medium- and long-term funding and liquidity management requirements. The Group manages liquidity risk by maintaining adequate reserves, banking facilities and reserve borrowing facilities, by continuously monitoring forecast and actual cash flows, and by matching the maturity profiles of financial assets and liabilities.

Notes forming part of consolidated financial statements for the year ended 31 March, 2020

(All amounts are in Indian Rupees in Lakhs unless otherwise stated)

Liquidity and Interest Risk Tables :

The following tables detail the Group's remaining contractual maturity for its non-derivative financial liabilities with agreed repayment periods. The tables have been drawn up based on the undiscounted cash flows of financial liabilities based on the earliest date on which the Group can be required to pay. The tables include both interest and principal cash flows.

Particulars	Weighted average interest rate	Less than 1 month	1-3 months	3 months to 1 year	1 to 5 years	5 years and above	TOTAL
	%	INR	INR	INR	INR	INR	INR
31 March 2020							
Non-interest bearing instruments	NA	-	384.34	2,757.97	37,809.73	-	40,952.04
Variable interest rate instruments	12.50%	7,555.15	599.77	11,079.48	44,955.50	50,441.16	114,631.06
Total		7,555.15	984.11	13,837.45	82,765.23	50,441.16	155,583.10
31 March 2019							
Non-interest bearing instruments	NA	-	-	8,221.99	41,499.17	-	49,721.16
Variable interest rate instruments	12.92%	4,635.10	4,848.85	8,671.35	55,373.65	48,195.59	121,724.54
Total		4,635.10	4,848.85	16,893.34	96,872.82	48,195.59	171,445.70

The following table details the Group's expected maturity for its non-derivative financial assets. The table has been drawn up based on the undiscounted contractual maturities of the financial assets including interest that will be earned on those assets. The inclusion of information on non-derivative financial assets is necessary in order to understand the Group's liquidity risk management as the liquidity is managed on a net asset and liability basis.

Particulars	Less than 1 month	1-3 months	3 months to 1 year	1 to 5 years	5 years and above	TOTAL
	INR	INR	INR	INR	INR	INR
31 March 2020						
Non-interest bearing instruments	819.12	-	10,694.35	5,491.46	202.68	17,207.61
Fixed interest rate instruments	-	-	7,029.63	-	-	7,029.63
Total	819.12	-	17,723.98	5,491.46	-	24,237.24
31 March 2019						
Non-interest bearing instruments	945.00	-	9,722.34	8,014.92	240.00	18,922.26
Fixed interest rate instruments	-	-	3,678.09	-	-	3,678.09
Total	945.00	-	13,400.43	8,014.92	240.00	22,600.35

The amounts included above for variable interest rate instruments for both non-derivative financial assets and liabilities is subject to change if changes in variable interest rates differ to those estimates of interest rates determined at the end of the reporting period.

Notes forming part of consolidated financial statements for the year ended 31 March, 2020

(All amounts are in Indian Rupees in Lakhs unless otherwise stated)

The following table details the Group's liquidity analysis for its derivative financial instruments. The table has been drawn up based on the undiscounted contractual net cash inflows and outflows on derivative instruments that settle on a net basis. When the amount payable or receivable is not fixed, the amount disclosed has been determined by reference to the projected interest rates as illustrated by the yield curves at the end of the reporting period.

Particulars	Less than 1 month	1-3 months	3 months to 1 year	1 to 5 years	5 years and above	TOTAL
	INR	INR	INR	INR	INR	INR
31 March 2020						
Gross settled:						
- Cross currency swaps	-	(14.06)	166.54	232.01	-	384.49
- Interest rate swaps	-	(3.10)	(16.64)	(18.33)	-	(38.07)
Total	-	(17.16)	149.90	213.68	-	346.42
31 March 2019						
Gross settled:						
- Cross currency swaps	-	11.66	66.33	167.62	-	245.61
- Interest rate swaps	-	0.43	2.43	6.10	-	8.96
Total	-	12.09	68.76	173.72	-	254.57

Note 44 (b) - Fair Value Measurement

This note provides information about how the Group determines fair value of various financial assets and liabilities.

(i) Fair value of the Company's financial assets and financial liabilities that are measured at fair value on a recurring basis

Some of the Group's financial assets and liabilities are measured at fair value at the end of each reporting period. The following table gives information about how the fair value of these financial assets and liabilities are determined :

Financial assets/Financial liabilities	Fair Value as at		Fair value hierarchy	Valuation technique(s) and key input(s)
	31-Mar-20	31-Mar-19		
1. Derivative assets / (liabilities) arising out of forward foreign exchange contracts	346.42	254.57	Level 2	Mark to Market valuation

(ii) Fair value of financial assets and financial liabilities that are not measured at fair value :

The Company considers that the carrying amount of financial assets and financial liabilities recognised in these consolidated financial statements approximate their fair values.

Notes forming part of consolidated financial statements for the year ended 31 March, 2020

(All amounts are in Indian Rupees in Lakhs unless otherwise stated)

Note 45: Related Party Disclosure

Details of Related Parties:

Description of Relationship	Names of Related Parties	
	2019-20	2018-19
Entities Exercising Significant Influence (EESI)	SVL Limited Janati Bio Power Private Limited (Refer Note on share capital-18.6)	SVL Limited
Key Management Personnel (KMP)	Mr. T. Shivaraman, Vice Chairman Mr. Venkatachalam Sesha Ayyar, Managing Director Mr. K V Kasturi, Chief Financial Officer Mr. P Srinivasan, Company Secretary	Mr. T. Shivaraman, Vice Chairman Mr. Venkatachalam Sesha Ayyar, Managing Director Mr. K V Kasturi, Chief Financial Officer Mr. P Srinivasan, Company Secretary
Company over which KMP/EESI exercises Significant Influence (Others)	Shriram EPC Limited Theta Management Consultancy Services Private Limited Biobijlee Green Power Limited	Shriram EPC Limited Theta Management Consultancy Services Private Limited Janati Bio Power Private Limited
Co-venturer/ Joint Venturer exercising significant influence on certain subsidiaries (Other venturers)	<u>For Vjetro Electrana Crno Brdo, Step down subsidiary</u> - Tudic Elektro Centar Obnovljivi izvori d.o.o, Sibenik <u>For Statt Orient Energy (Private) Limited, Subsidiary</u> - EPL Wind (Private) Limited - OGP Lanka (Private) Limited - SGP Lanka (Private) Limited - Mundel Centre EPL Wind (Private) Limited - Mundel North EPL Wind (Private) Limited - Mundel South EPL Wind (Private) Limited	<u>For Vjetro Electrana Crno Brdo, Step down subsidiary</u> - Tudic Elektro Centar Obnovljivi izvori d.o.o, Sibenik <u>For Statt Orient Energy (Private) Limited, Subsidiary</u> - EPL Wind (Private) Limited - OGP Lanka (Private) Limited - SGP Lanka (Private) Limited - Mundel Centre EPL Wind (Private) Limited - Mundel North EPL Wind (Private) Limited - Mundel South EPL Wind (Private) Limited

Note: Related Parties are, as identified by the Management.

Notes forming part of consolidated financial statements for the year ended 31 March, 2020

(All amounts are in Indian Rupees in Lakhs unless otherwise stated)

Details of Related Party Transactions during the relevant years and as at the balance sheet date:

Transactions during the Years

Description	Name of the Related Party	2019-20	2018-19
Writeback of creditors	Orient Green Power Company Pte, Singapore	-	333.23
	Shriram EPC Pte Ltd, Singapore	38.88	-
	Shriram EPC Limited	1,367.81	-
Reimbursement of Expenses	Shriram EPC Limited	0.86	3.90
Interest Paid	SVL Limited	0.09	2,940.65
Interest waiver received	SVL Limited	-	2,636.11
FV Gain on Waiver of Interest	SVL Limited	-	3,188.50
FV Loss on Waiver of Interest	SVL Limited	-	3,188.50
Loss on disposal of Biobijlee Green Power Limited	Janati Biopower Private Limited	3.40	-
Other Expenses	Shriram EPC Limited	-	24.39
	Tudic Elektro Centar Obnovljivi izvori d.o.o, Sibenik	179.00	205.10
Amounts no longer receivable written off	EPL Wind (Private) Limited	29.18	-
	OGP Lanka (Private) Limited	28.33	-
	SGP Lanka (Private) Limited	28.33	-
Managerial Remuneration to Mr. Venkatachalam Sesha Ayyar(Refer Note 45.2)	Salaries and Short-term employee benefits;	61.18	69.93
	Contribution to defined contribution plans	3.82	3.82
	Compensated absences and Gratuity provision	1.10	3.52
	Performance bonus	-	15.00
Remuneration to Key Managerial Personnel to Mr. K V Kasturi (Refer Note 45.5)	Salaries and Short-term employee benefits;	59.19	59.19
	Contribution to defined contribution plans	3.79	3.79
	Compensated absences and Gratuity provision	1.40	5.99
	Performance bonus	-	9.00
Remuneration to Key Managerial Personnel to Mr. P Srinivasan	Salaries and Short-term employee benefits;	39.53	37.65
	Contribution to defined contribution plans	2.50	2.38
	Compensated absences and Gratuity provision	1.02	3.79
Sale of Investments in Biobijlee Green Power Limited (Refer Note 45.6)	Janati Biopower Private Limited	1.60	-
Loans and Advances Made / Repaid / (Recovered (received) - Net)	SVL Limited	11,486.12	4,365.51
	Janati Biopower Private Limited	(2,452.42)	1,699.49

Notes forming part of consolidated financial statements for the year ended 31 March, 2020

(All amounts are in Indian Rupees in Lakhs unless otherwise stated)

Closing Balance at the Year End

Description	Name of the Related Party	As at 31 March 2020	As at 31 March 2019
Trade / Other Receivables	EPL Wind (Private) Limited	-	29.18
	OGP Lanka (Private) Limited	-	28.33
	SGP Lanka (Private) Limited	-	28.33
	Tudic Elektro Centar Obnovljivi izvori d.o.o, Sibenik	0.21	142.94
Receivable towards disposal of 10MW biomass power Undertaking	Biobijlee Green Power Limited	3,609.74	-
Loans, Advances and Interest Receivables	Janati Biopower Private Limited	5,493.06	7,945.48
Borrowings / Other Long Term Liabilities	SVL Limited	24,512.83	35,998.95
	SVL Limited - Interest accrued on loans	8,446.89	8,446.81
Payable	Shriram EPC Pte Ltd, Singapore	-	38.88
	Shriram EPC Limited - Payable towards purchase of Fixed Asset & Others	2,306.12	3,712.76
	Tudic Elektro Centar Obnovljivi izvori d.o.o, Sibenik	26.35	5.53
Corporate Guarantees taken	Shriram EPC Limited	1,600.00	1,600.00

Notes:

- 45.1. The Group accounts for costs incurred by the Related parties based on the actual invoices/debit notes raised and accruals as confirmed by such related parties. The Related parties have confirmed to the Management that as at 31 March, 2020, there are no further amounts payable to/receivable from them, other than as disclosed above.
- 45.2. In the Board Meeting of the Company held on January 30, 2020, Mr. Venkatachalam Sesha Ayyar, Managing Director of the Company, has been reappointed for a further period of three years from 23rd September 2019 to 22nd September 2022 under Sections 196, 197, 198, 203 read with Schedule V of the Companies Act 2013 for a total remuneration of ₹80.00 Lakhs per annum. The members of the Company vide postal ballot process held on March 31, 2020 approved the reappointment and the remuneration.
- Further, Mr. Venkatachalam Sesha Ayyar was appointed as whole time director in one of the subsidiaries M/s. Clarion wind Farm Private Limited(CWFPL) for the period September 2018 to August 2019. The remuneration drawn from CWFPL during the year ended March 31, 2020 and March 31, 2019 are ₹6.25 lakhs and ₹8.75 lakhs respectively.
- 45.4. Theta Management Consultancy Private Limited has pledged 135 lakh shares of the Company held by them in connection with a loan obtained by the Company.
- 45.5. During the year Mr. K V Kasturi, Chief Financial Officer tendered his resignation from the position. The Board approved the resignation on March 31, 2020. Ms. J Kotteswari has been appointed as Chief Financial Officer with effect from April 01, 2020.
- 45.6. In accordance with shareholders approval for the disposal of biomass investments and sale of one biomass power undertaking, the Company disposed its entire investments in Biobijlee Green Power Limited, a wholly owned subsidiary, to M/s. Janati Biopower Private Limited for ₹1.60 lakhs.

46 Leases

The Group adopted Ind AS 116 'Leases' with the date of initial application being April 1, 2019. Ind AS 116 replaces Ind AS 17 – Leases and related interpretation and guidance. The Group applied Ind AS 116 using the modified retrospective approach, under which the cumulative effect of initial application was recognised in retained earnings at April 1, 2019. Accordingly, the Group has not restated comparatives for the year ended March 31, 2019.

The group taken on lease certain portions of land for installation of windmills and buildings. With the exception of short term leases and leases of low-value underlying assets, each lease is reflected on the balance sheet as a right-of-use asset and a lease liability. The group classifies its right-of-use assets in a consistent manner under its property, plant and equipment within the same line item as if they were owned by group. (Refer note 5).

On transition to Ind AS 116, the group recognised right-of-use assets amounting to ₹5,613.84 lakhs, lease liabilities amounting to ₹2,047.31 lakhs and ₹758.67 lakhs (debit) in retained earnings as at April 1, 2019. The group discounted lease payments using the weighted average incremental borrowing rate as at April 1, 2019, which is 10.79% for measuring the lease liability. On application of Ind AS 116, the nature of expenses has changed from lease rent recognised under Other Expenses in previous years to depreciation cost for the right-to-use asset, and finance cost for interest accrued on lease liability.

The difference between the future minimum lease rental commitments towards non-cancellable operating leases as at March 31, 2019 compared to the lease liability as accounted as at April 1, 2019 is primarily due to inclusion of present value of the lease payments for the cancellable term of the leases and reduction due to discounting of the lease liabilities as per the requirement of Ind AS 116.

In accordance with IND AS 116 Leases, The payment of lease liabilities have been disclosed under cash flow from financing activities in the Cash Flow Statement. During the previous year, the lease payments made as per Ind AS 17 - Leases, were reported under cash flow from operating activities.

The table below provides details regarding the contractual maturities of lease liabilities as of 31st March, 2020 on an undiscounted basis:

Particulars	Amount in lakhs
Not later than one year	105.48
Later than one year but not later than five years	1,397.49
Later than five years	4,402.11
Total	5,905.08

47 Earnings Per Share

Particulars	Year ended 31 March, 2020	Year ended 31 March, 2019
Basic and Dilutive		
<u>Continuing operations</u>		
Profit/(Loss) for the year - Rupees in Lakhs	3,704.66	(3,318.33)
Profit/(loss) arributable to non controlling interest	(56.15)	-
Profit/(loss) attributable to owners of the company	3,760.81	(3,318.33)
Weighted average number of equity shares - Numbers	75,07,23,977	75,07,23,977
Par value per share - Rupees	10.00	10.00
Earnings per share - Basic - Rupees	0.50	(0.44)
Earnings per share - Diluted - Rupees	0.50	(0.44)
<u>Discontinued Operations</u>		
Loss for the year - Rupees in Lakhs	(1,716.55)	(1,545.97)
Profit/(loss) arributable to non controlling interest	(263.62)	-
Profit/(loss) attributable to owners of the company	(1,452.93)	(1,545.97)
Weighted average number of equity shares - Numbers	75,07,23,977	75,07,23,977
Par value per share - Rupees	10.00	10.00
Earnings per share - Basic - Rupees	(0.19)	(0.21)
Earnings per share - Diluted - Rupees	(0.19)	(0.21)

Notes forming part of consolidated financial statements for the year ended 31 March, 2020

(All amounts are in Indian Rupees in Lakhs unless otherwise stated)

48 (a) Additional information as required by Paragraph 2 of the General Instructions for Preparation of Consolidated Financial Statements to Schedule III to the Companies Act, 2013

S. No	Name of the entity	Net assets, i.e., total assets minus total liabilities		Share of net profit or (loss)		Share in Other Comprehensive Income		Share in Total Comprehensive Income	
		As % of consolidated net assets	Amount as at 31 March 2020	As % of consolidated profit or loss	For the Year Ended 31 March 2020	As % of consolidated profit or loss	For the Year Ended 31 March 2020	As % of consolidated profit or loss	For the Year Ended 31 March 2020
A	Parent	-30.43%	(15,264.89)	28.43%	656.08	13.60%	10.62	27.94%	666.70
B	Subsidiaries								
	<u>Indian</u>								
1	Amrit Environmental Technologies Private Limited	-8.40%	(4,215.86)	-28.20%	(650.72)	0.00%	-	-27.27%	(650.72)
2	Bharath Wind Farm Limited	-5.79%	(2,901.86)	2.56%	59.06	-22.18%	-17.31	1.75%	41.75
3	Beta Wind Farm Private Limited	129.09%	64,749.54	95.14%	2,195.82	21.83%	17.04	92.75%	2,212.86
4	Gamma Green Power Private Limited	5.10%	2,559.20	23.47%	541.62	2.33%	1.82	22.78%	543.44
5	Biobjilee Green Power Limited	0.00%	-	-0.01%	(0.32)	0.00%	-	-0.01%	(0.32)
6	Orient Green Power (Maharashtra) Private Limited	0.00%	2.41	-0.05%	(1.13)	0.00%	-	-0.05%	(1.13)
	<u>Foreign</u>								
7	Orient Green Power Europe B.V.	10.20%	5,117.79	5.72%	131.95	104.48%	81.56	8.95%	213.51
8	Statt Orient Energy (Private) Limited	0.23%	112.89	-40.91%	(944.25)	-20.07%	(15.67)	-40.23%	(959.92)
C	Minority Interests in all subsidiaries	0.00%	-	13.86%	319.77	0.00%	-	13.40%	319.77
	Associates (Investment as per the equity method)								
	<u>Indian</u>								
1	Pallavi Power and Mines Limited	0.00%	-	0.00%	-	0.00%	-	0.00%	-
D	Total	100.00%	50,159.22	100.00%	2,307.88	100.00%	78.06	100.00%	2,385.94

Note:

The above amounts are as considered in the consolidated financial statements after adjusting for eliminations/other consolidation adjustments.

Notes forming part of consolidated financial statements for the year ended 31 March, 2020

(All amounts are in Indian Rupees in Lakhs unless otherwise stated)

48 (b) Additional information as required by Paragraph 2 of the General Instructions for Preparation of Consolidated Financial Statements to Schedule III to the Companies Act, 2013

S. No	Name of the entity	Net assets, i.e., total assets minus total liabilities		Share of net profit or (loss)		Share in Other Comprehensive Income		Share in Total Comprehensive Income	
		As % of consolidated net assets	Amount as at 31 March 2019	As % of consolidated profit or loss	For the Year Ended 31 March 2019	As % of consolidated profit or loss	For the Year Ended 31 March 2019	As % of consolidated profit or loss	For the Year Ended 31 March 2019
A	Parent	-62.22%	(30,393.40)	57.21%	(2,797.09)	1.74%	(1.68)	56.13%	(2,798.77)
B	Subsidiaries								
	<u>Indian</u>								
1	Amrit Environmental Technologies Private Limited	-6.82%	(3,332.55)	10.62%	(519.16)	0.00%	-	10.41%	(519.16)
2	Bharath Wind Farm Limited	13.77%	6,724.01	8.25%	(403.41)	-14.07%	13.61	7.82%	(389.80)
3	Beta Wind Farm Private Limited	138.77%	67,784.70	45.94%	(2,246.07)	-22.55%	21.81	44.61%	(2,224.26)
4	Gamma Green Power Private Limited	4.72%	2,304.56	-11.20%	547.74	-0.39%	0.38	-10.99%	548.12
5	Biobijee Green Power Limited (formerly known as SIHL Engineers Private Limited)	-0.18%	(88.81)	0.01%	(0.73)	0.00%	-	0.01%	(0.73)
6	Orient Green Power (Maharashtra) Private Limited	0.01%	5.37	0.03%	(1.57)	0.00%	-	0.03%	(1.57)
	<u>Foreign</u>								
7	Orient Green Power Europe B.V.	9.77%	4,771.62	-11.39%	557.01	75.27%	(72.80)	-9.71%	484.21
8	Statt Orient Energy (Private) Limited	2.20%	1,072.81	0.02%	(1.02)	60.01%	(58.04)	1.18%	(59.06)
C	Minority Interests in all subsidiaries	0.00%	-	0.52%	(25.24)	0.00%	-	0.51%	(25.24)
D	Associates (Investment as per the equity method)								
	<u>Indian</u>								
1	Pallavi Power and Mines Limited	0.00%	-	0.00%	-	0.00%	-	0.00%	-
E	Total	100.00%	48,848.31	100.00%	(4,889.54)	100.00%	(96.72)	100.00%	(4,986.26)

Note:

The above amounts are as considered in the consolidated financial statements after adjusting for eliminations/other consolidation adjustments.

Notes forming part of consolidated financial statements for the year ended 31 March, 2020

(All amounts are in Indian Rupees in Lakhs unless otherwise stated)

49. During the year, The board of directors gave in-principle approval for merger of its wholly owned subsidiaries namely, Orient Green Power (Maharashtra) Private Limited and Bharath Wind Farm Limited with the company. The draft schemes shall be subject to approval from shareholders and regulatory authorities.
50. The Board of Directors of the Company, at their meeting held on January 30, 2020, gave in-principle approval for a scheme of arrangement for wherein equity share capital, securities premium account and provision for doubtful assets shall be reduced by ₹37,536.20 lakhs, ₹46,952.10 lakhs and ₹18,168.43 lakhs to create a Business Reconstruction Reserve (BRR). The BRR shall be utilized towards adjustment of identified cash business losses of ₹61,474.70 lakhs (incurred till March 31, 2017), writing off doubtful assets of ₹18,168.43 lakhs. The remaining balance in BRR shall be utilized towards adjustment against impairment of assets/investments/intangibles/advances in the books of account of the company for the forthcoming two financial years from the date of scheme becoming effective. Upon completion of two years from the effective date of scheme, any amount standing to the credit of BRR shall be transferred to Securities premium account. The draft scheme shall be subject to approval from shareholders and regulatory authorities. Subsequent to the scheme becoming effective, the par value of the equity share will be ₹5.
51. Entire global market experienced significant disruption in operations resulting from uncertainty caused by the Coronavirus (Covid 19) pandemic. As the company and its subsidiaries (The Group) are into generation and supply of power, which is an essential service and considering the nature of agreements entered with customers, the management believes that the impact on business is not significant as on March 31, 2020. Nevertheless, the uncertainty prevailing in the external environment might have an impact on the future operations of the Group. The Group is also closely monitoring the developments, and is taking necessary steps to minimize the impact of this unprecedented situation.
52. The figures for previous year have been regrouped wherever necessary to conform to the classification of the current year.
53. The Board of Directors of the Company has reviewed the realisable value of all the current assets and has confirmed that the value of such assets in the ordinary course of business will not be less than the value at which these are recognized in the consolidated financial statements. In addition, the Board has also confirmed the carrying value of the non-current assets in the consolidated financial statements. The Board, duly taking into account all the relevant disclosures made, has approved these consolidated financial statements in its meeting held on June 10, 2020.

In terms of our report attached

For G.D. Apte & Co.,

Chartered Accountants

Firm Registration Number 100 515W

Umesh S. Abhyankar

Partner

Membership Number 113 053

Place : Chennai

Date : June 10, 2020

For and on behalf of the Board of Directors

T. Shivaraman

Vice Chairman

DIN: 01312018

J. Kotteswari

Chief Financial Officer

Place : Chennai

Date : June 10, 2020

Venkatachalam Sesha Ayyar

Managing Director

DIN: 06698233

P. Srinivasan

Company Secretary

INDEPENDENT AUDITOR'S REPORT

To the Members of Orient Green Power Company Limited

Report on the Audit of the Standalone Financial Statements

Opinion

We have audited the accompanying standalone financial statements of Orient Green Power Company Limited ("the Company"), which comprise the Standalone Balance Sheet as at March 31, 2020, the Standalone Statement of Profit and Loss (including Other Comprehensive Income), Standalone Statement of Changes in Equity and Standalone Statement of Cash Flows for the year then ended, and notes to the financial statements, including a summary of significant accounting policies and other explanatory information (hereinafter referred to as "the standalone financial statements").

In our opinion and to the best of our information and according to the explanations given to us, the aforesaid standalone financial statements give the information required by the Companies Act, 2013 ("the Act") in the manner so required and give a true and fair view in conformity with the accounting principles generally accepted in India, of the state of affairs of the Company as at March 31, 2020, and its profit and total comprehensive income, changes in equity and its cash flows for the year ended on that date.

Basis for Opinion

We conducted our audit in accordance with the Standards on Auditing (SAs) specified under section 143 (10) of the Act. Our responsibilities under those Standards are further described in the 'Auditor's Responsibilities for the Audit of the Standalone Financial Statements' section of our report. We are independent of the Company in accordance with the 'Code of Ethics' issued by the Institute of Chartered Accountants of India ('the ICAI') together with the ethical requirements that are relevant to our audit of the financial statements under the provisions of the Act, and the Rules thereunder, and we have fulfilled our other ethical responsibilities in accordance with these requirements and the Code of Ethics. We believe that the audit evidence we have obtained is sufficient and appropriate to provide a basis for our opinion on the standalone financial statements.

Emphasis of Matters:

We draw attention to the following matters in the Notes to the standalone financial statements:

- i. Considering the restrictive covenants by consortium banks on the subsidiary viz. Beta Wind Farm Private

Limited, the company has on a prudent basis not recognized the finance income of ₹4,141.91 lakhs during the year ended March 31, 2020 (cumulative ₹22,847.91 lakhs upto March 31, 2020) on loan measured at amortized cost, consequent to fair valuation of investment in preference shares. Had the company recognized the finance income, the profit before tax for the year would have been higher by ₹4,141.91 lakhs (cumulative ₹22,847.91 Lakhs up to March 31, 2020) and the loan to subsidiary would have been higher by ₹22,847.91 Lakhs.

- ii. Considering accumulated losses in one of the subsidiaries viz. Beta Wind Farm Private Limited the company has tested the Investments of ₹57,163.08 lakhs in Equity instruments and Loan of ₹34,195.80 lakhs for impairment/credit losses. Such testing performed on an annual basis did not reveal any impairment losses.
- iii. Entire global market experienced significant disruption in operations resulting from uncertainty caused by the Coronavirus (Covid 19) pandemic. As the company and its subsidiaries (the Group) are into generation and supply of power and related maintenance services, (which is an essential service) and considering the nature of agreements entered with customers, the management believes that the impact on business is not significant as on March 31, 2020. Nevertheless, the uncertainty prevailing in the external environment might have an impact on the future operations of the company. The Company is also closely monitoring the developments and is taking necessary steps to minimize the impact of this unprecedented situation.

Our opinion is not modified in respect of these matters.

Key Audit Matters

Key audit matters are those matters that, in our professional judgment, were of most significance in our audit of the standalone financial statements of the current year. These matters were addressed in the context of our audit of the standalone financial statements as a whole, and in forming our opinion thereon, and we do not provide a separate opinion on these matters. We have determined the matter described below to be the key audit matters to be communicated in our report:

Sr. No.	Key Audit Matter	Auditors Response
1	<p>Impairment testing of Company's investments in and loans to subsidiaries</p> <p>As at 31st March 2020, the Company has gross investments in subsidiaries/associate amounting to ₹75,047.73 lakhs and loans and advances amounting to ₹44,865.38 lakhs.</p> <p>Considering the materiality and management judgement involved, audit of impairment testing of Company's investments and provision for expected credit losses on loans to subsidiaries was determined to be a key audit matter.</p>	<p>The audit procedures that were performed were as under:</p> <ul style="list-style-type: none"> • We have considered and reviewed Company's policy for impairment testing for investments and loans to subsidiaries. • We reviewed the adequacy of the impairment provisions/credit losses estimated by the company for its Investments and Loans based on the net-worth of the subsidiaries/other companies, the operating/ cash profits, the net present value of cash flows on the basis of the projected financial statements approved by the Board of Directors and the valuation reports from Independent External Valuers. We have reviewed the reasonableness of the projected revenues, expenses, and the net present value of the cash flows (NPV) of the company and the discount rate involved. We have also compared the NPV with the carrying amounts of the assets in order to ascertain the adequacy of the provisions. According to the information and explanations given to us by the management of the company, we have also considered the long gestation and the pay-back period involved in the Wind Power Projects, while estimating the amount and the timing of the provisions/credit losses against the Investments and the Loans. • We have obtained and reviewed the reports on the valuations of the Windmills which was carried out by the company by engaging Independent Valuer. • Our procedures did not reveal any material concerns on the provision for impairment and credit losses as considered in the financial statements.

Information Other than the Standalone Financial Statements and Auditor's Report Thereon

The Company's Board of Directors is responsible for the other information. The other information comprises the information included in the Management Discussion and Analysis, the report of the Board of Directors and the report on the Corporate Governance but does not include the standalone financial statements and our auditor's report thereon.

Our opinion on the standalone financial statements does not cover the other information and we do not express any form of assurance conclusion thereon.

In connection with our audit of the standalone financial statements, our responsibility is to read the other information and, in doing so, consider whether the other information is materially inconsistent with the standalone financial statements or our knowledge obtained during the course of our audit or otherwise appears to be materially misstated.

If, based on the work we have performed, we conclude that there is a material misstatement of this other information, we are required to report that fact. We have nothing to report in this regard.

Management's Responsibility for the Standalone Financial Statements

The Company's Board of Directors is responsible for the matters stated in section 134 (5) of the Act with respect to the preparation of these standalone financial statements that give a true and fair view of the financial position, financial performance including total comprehensive income, changes in equity and cash flows of the Company in accordance with the accounting principles generally accepted in India, including the Indian Accounting Standards (IND AS) specified under section 133 of the Act read with the Companies(Indian Accounting Standards) Rules, 2015 as amended including the Companies(Indian Accounting Standards) Amendment Rules, 2019. This responsibility also includes maintenance of adequate accounting records in

accordance with the provisions of the Act for safeguarding of the assets of the Company and for preventing and detecting frauds and other irregularities; selection and application of appropriate accounting policies; making judgments and estimates that are reasonable and prudent; and design, implementation and maintenance of adequate internal financial controls, that were operating effectively for ensuring the accuracy and completeness of the accounting records, relevant to the preparation and presentation of the standalone financial statements that give a true and fair view and are free from material misstatements, whether due to fraud or error.

In preparing the standalone financial statements, management is responsible for assessing the Company's ability to continue as a going concern, disclosing, as applicable, matters related to going concern and using the going concern basis of accounting unless the Board of Directors either intends to liquidate the Company or to cease operations, or has no realistic alternative but to do so.

The Board of Directors are also responsible for overseeing the Company's financial reporting process.

Auditor's Responsibilities for the Audit of the Standalone Financial Statements

Our objectives are to obtain reasonable assurance about whether the standalone financial statements as a whole are free from material misstatement, whether due to fraud or error, and to issue an auditor's report that includes our opinion. Reasonable assurance is a high level of assurance, but is not a guarantee that an audit conducted in accordance with SAs will always detect a material misstatement when it exists. Misstatements can arise from fraud or error and are considered material if, individually or in the aggregate, they could reasonably be expected to influence the economic decisions of users taken on the basis of these standalone financial statements.

As part of an audit in accordance with SAs, we exercise professional judgment and maintain professional skepticism throughout the audit. We also:

- Identify and assess the risks of material misstatement of the standalone financial statements, whether due to fraud or error, design and perform audit procedures responsive to those risks, and obtain audit evidence that is sufficient and appropriate to provide a basis for our opinion. The risk of not detecting a material misstatement resulting from fraud is higher than for one resulting from error, as fraud may involve collusion,

forgery, intentional omissions, misrepresentations, or the override of internal control.

- Obtain an understanding of internal financial controls relevant to the audit in order to design audit procedures that are appropriate in the circumstances. Under section 143(3)(i) of the Act, we are also responsible for expressing our opinion on whether the Company has adequate internal financial controls system in place and the operating effectiveness of such controls.
- Evaluate the appropriateness of accounting policies used and the reasonableness of accounting estimates and related disclosures made by management.
- Conclude on the appropriateness of management's use of the going concern basis of accounting and, based on the audit evidence obtained, whether a material uncertainty exists related to events or conditions that may cast significant doubt on the Company's ability to continue as a going concern. If we conclude that a material uncertainty exists, we are required to draw attention in our auditor's report to the related disclosures in the standalone financial statements or, if such disclosures are inadequate, to modify our opinion. Our conclusions are based on the audit evidence obtained up to the date of our auditor's report. However, future events or conditions may cause the Company to cease to continue as a going concern.
- Evaluate the overall presentation, structure and content of the standalone financial statements, including the disclosures, and whether the standalone financial statements represent the underlying transactions and events in a manner that achieves fair presentation.

Materiality is the magnitude of misstatements in the standalone financial statements that, individually or in aggregate, makes it probable that the economic decisions of a reasonably knowledgeable user of the financial statements may be influenced. We consider quantitative materiality and qualitative factors in (i) planning the scope of our audit work and in evaluating the results of our work; and (ii) to evaluate the effect of any identified misstatements in the financial statements.

We communicate with those charged with governance regarding, among other matters, the planned scope and timing of the audit and significant audit findings, including any significant deficiencies in internal control that we identify during our audit.

We also provide those charged with governance with a statement that we have complied with relevant ethical requirements regarding independence, and to communicate with them all relationships and other matters that may reasonably be thought to bear on our independence, and where applicable, related safeguards.

From the matters communicated with those charged with governance, we determine those matters that were of most significance in the audit of the standalone financial statements of the current year and are therefore the key audit matters. We describe these matters in our auditor's report unless law or regulation precludes public disclosure about the matter or when, in extremely rare circumstances, we determine that a matter should not be communicated in our report because the adverse consequences of doing so would reasonably be expected to outweigh the public interest benefits of such communication.

Report on Other Legal and Regulatory Requirements

As required by the Companies (Auditor's Report) Order, 2016 ("the Order"), issued by the Central Government of India in terms of sub-section (11) of section 143 of the Act, we give in the "Annexure A," a statement on the matters specified in paragraphs 3 and 4 of the said Order, to the extent applicable.

As required by Section 143 (3) of the Act, we report that:

- (a) We have sought and obtained all the information and explanations which to the best of our knowledge and belief were necessary for the purposes of our audit.
- (b) In our opinion, proper books of account as required by law have been kept by the Company so far as it appears from our examination of those books.
- (c) The Balance Sheet, the Statement of Profit and Loss including other comprehensive income, the Statement of Changes in Equity and the Cash Flow Statement dealt with by this Report are in agreement with the books of account.
- (d) In our opinion, the aforesaid standalone financial statements comply with the Indian Accounting Standards specified under Section 133 of the Act, read with the Companies (Indian Accounting Standards) Rules, 2015 as amended including the Companies (Indian Accounting Standards) Amendment Rules, 2019.

- (e) On the basis of the written representations received from the directors as on March 31, 2020, and taken on record by the Board of Directors, none of the directors is disqualified as on March 31, 2020, from being appointed as a director in terms of Section 164 (2) of the Act.
- (f) With respect to the adequacy of the internal financial controls over financial reporting of the Company and the operating effectiveness of such controls, refer to our separate Report in "Annexure B" to this report.
- (g) With respect to the other matters to be included in the Auditor's Report in accordance with the requirements of section 197(16) of the act, as amended, in our opinion and to the best of our information and according to the explanations given to us, the remuneration paid by the Company to its directors during the year is in accordance with the provisions of section 197 (16) of the Act.
- (h) With respect to the other matters to be included in the Auditor's Report in accordance with Rule 11 of the Companies (Audit and Auditors) Rules, 2014, as amended, in our opinion and to the best of our information and according to the explanations given to us:
 - i. The Company has disclosed the impact of pending litigations on its financial position in its standalone financial statements.
 - ii. The Company did not have any long-term contracts including derivative contracts for which there were any material foreseeable losses.
 - iii. There were no amounts which were required to be transferred to the Investor Education and Protection Fund by the Company.

For G. D. Apte & Co
Chartered Accountants
Firm Registration Number: 100 515W

Umesh S Abhyankar
Partner

UDIN: 20113053AAAABO8641
Membership Number: 113053

Pune,
June 10, 2020

ANNEXURE 'A' TO THE AUDITORS' REPORT**(Referred to in paragraph under the heading 'Report on Other Legal and Regulatory Requirements' of our report of even date to the members of the Company for the year ended March 31, 2020.)**

- i. (a) The Company has maintained proper records showing full particulars, including quantitative details and situation of fixed assets.
- (b) All the fixed assets were physically verified during the year by the Management in accordance with a programme of verification, which in our opinion provides for physical verification of all the fixed assets at reasonable intervals. According to the information and explanation given to us, no material discrepancies were noticed on such verification.
- (c) According to the information and explanations given to us and based on the records examined by us, we report that, the title deeds comprising all the immovable properties of land and buildings, are held in the name of the Company as at the balance sheet date.
- ii. According to the information and explanations given to us, the inventories were physically verified during the year by the Management at reasonable intervals and no material discrepancies were noticed on physical verification.
- iii. According to the information and explanations given to us, the Company has not granted any loans, secured or unsecured to companies, firms, limited liability partnerships or other parties covered in the register maintained under section 189 of the Act. Accordingly, the provisions of clause 3(iii) (a), (b) and (c) of the Order are not applicable to the Company.
- iv. Based on the audit procedures conducted by us and according to the information and explanations given to us, we are of the opinion that the provisions of section 185 of the Act have been complied with by the Company and the provisions of section 186 of the Act are not applicable to the Company being company providing infrastructural facilities as specified in Schedule VI of the Act.
- v. In our opinion and according to the information and explanations given to us, the Company has not accepted any deposits from the public as per the provisions of the Act.
- vi. The Company is not required to maintain cost records under sub-section (1) of section 148 of the companies Act, 2013.
- vii. According to the information and explanations given to us, in respect of statutory dues;
 - a) The Company has generally been regular in depositing undisputed statutory dues including Provident fund, Employees' State Insurance, Income tax, Goods and Services Tax, Custom Duty, Cess and other material statutory dues applicable to it with appropriate authorities except certain delays in case of income tax deducted at source. There were no undisputed amounts payable in respect of Provident fund, Employees' State Insurance, Income-tax, Goods and Services Tax, Cess and other material statutory dues in arrears as at 31st March 2020 for a period of more than six months from the date they became payable.
 - b) There are no dues of Income tax, Goods and Services Tax, Custom duty, as on 31st March, 2020 which were not deposited on account of disputes.
- viii. In our opinion and according to the information and explanations given to us, the Company has not defaulted in the repayment of loans or borrowings to any banks existing as at 31 March 2020. The company has not availed any loans/borrowings from financial institutions or government and has not issued any debentures.
- ix. In our opinion and according to the information and explanations given by the management, the monies raised by the Company by way of term loans were applied for the purposes for which those were raised. The Company has not raised any monies by way of initial public offer/ further public offer during the year.
- x. Based upon the audit procedures performed for the purpose of reporting the true and fair view of the financial statements and as per the information and explanations given by the management, we report that no fraud by the Company or any fraud on the Company by its officers or employees has been noticed or reported during the year.

- xi. Based upon the audit procedures performed for the purpose of reporting the true and fair view of the financial statements and as per the information and explanations given to us we report that the managerial remuneration has been paid/provided in accordance with the provisions of section 197 read with Schedule V to the Act.
- xii. The Company is not a Nidhi Company and hence reporting under Clause (xii) of the Order is not applicable and hence not commented upon.
- xiii. Based upon the audit procedures performed for the purpose of reporting the true and fair view of the financial statements and as per the information and explanations given to us, we report that the transactions with the related parties are in compliance with sections 177 and 188 of the Act where applicable and the details as required by the applicable accounting standards have been disclosed in the standalone financial Statements.
- xiv. According to the information and explanations given to us and based on our examination of the records of the company, the Company has not made any preferential allotment or private placement of shares

or fully or partly convertible debentures during the year under audit. Accordingly, Clause (xiv) of the Order is not applicable to the company.

- xv. Based upon the audit procedures performed and as per the information and explanations given to us, we report that the company has not entered into any non-cash transactions of the nature as described in section 192 (1) of the Act.
- xvi. Based upon the audit procedures performed and according to the information and explanations given to us, the company is not required to be registered under section 45-IA of the Reserve Bank of India Act, 1934.

For G. D. Apte & Co
Chartered Accountants
Firm Registration Number: 100 515W

Pune,
June 10, 2020

Umesh S Abhyankar
Partner
UDIN: 20113053AAAABO8641
Membership Number: 113053

ANNEXURE B TO THE INDEPENDENT AUDITOR'S REPORT

(Referred to in paragraph (f) under the heading 'Report on other legal and regulatory requirements' of our report on even date on the Internal Financial Controls under Clause (i) of Sub-section 3 of Section 143 of the Companies Act, 2013 ("the Act") to the members of the Company for the year ended March 31, 2020)

To The Members of
Orient Green Power Company Limited

We have audited the internal financial controls over financial reporting of Orient Green Power Company Limited ("the Company") as of March 31, 2020 in conjunction with our audit of the standalone financial statements of the Company for the year ended on that date.

Management's Responsibility for Internal Financial Controls

The Company's Management is responsible for establishing and maintaining internal financial controls based on the

internal control over financial reporting criteria established by the Company considering the essential components of internal control stated in the Guidance Note on Audit of Internal Financial Controls over Financial Reporting issued by the Institute of Chartered Accountants of India (ICAI). These responsibilities include the design, implementation and maintenance of adequate internal financial controls that were operating effectively for ensuring the orderly and efficient conduct of its business, including adherence to the Company's policies, the safeguarding of its assets, the prevention and detection of frauds and errors, the accuracy and completeness of the accounting records, and the timely preparation of reliable financial information, as required under the Companies Act, 2013.

Auditor's Responsibility

Our responsibility is to express an opinion on the Company's internal financial controls over financial reporting based on our audit. We conducted our audit in accordance with the Guidance Note on Audit of Internal Financial Controls Over Financial Reporting (the "Guidance Note") and the Standards on Auditing as specified under section 143(10)

of the Companies Act, 2013, to the extent applicable to an audit of internal financial controls, both issued by the Institute of Chartered Accountants of India. Those Standards and the Guidance Note require that we comply with ethical requirements and plan and perform the audit to obtain reasonable assurance about whether adequate internal financial controls over financial reporting was established and maintained and if such controls operated effectively in all material respects.

Our audit involves performing procedures to obtain audit evidence about the adequacy of the internal financial controls system over financial reporting and their operating effectiveness. Our audit of internal financial controls over financial reporting included obtaining an understanding of internal financial controls over financial reporting, assessing the risk that a material weakness exists, and testing and evaluating the design and operating effectiveness of internal control based on the assessed risk. The procedures selected depend on the auditor's judgement, including the assessment of the risks of material misstatement of the financial statements, whether due to fraud or error. We believe that the audit evidence we have obtained is sufficient and appropriate to provide a basis for our audit opinion on the company's internal financial controls system over financial reporting.

Meaning of Internal Financial Controls over Financial Reporting

A company's internal financial control over financial reporting is a process designed to provide reasonable assurance regarding the reliability of financial reporting and the preparation of financial statements for external purposes in accordance with generally accepted accounting principles. A company's internal financial control over financial reporting includes those policies and procedures that (1) pertain to the maintenance of records that, in reasonable detail, accurately and fairly reflect the transactions and dispositions of the assets of the company; (2) provide reasonable assurance that transactions are recorded as necessary to permit preparation of financial statements in accordance with generally accepted accounting principles, and that receipts and expenditures of the company are being made only in accordance with

authorisations of management and directors of the company; and (3) provide reasonable assurance regarding prevention or timely detection of unauthorised acquisition, use, or disposition of the company's assets that could have a material effect on the financial statements.

Inherent Limitations of Internal Financial Controls over Financial Reporting

Because of the inherent limitations of internal financial controls over financial reporting, including the possibility of collusion or improper management override of controls, material misstatements due to error or fraud may occur and not be detected. Also, projections of any evaluation of the internal financial controls over financial reporting to future periods are subject to the risk that the internal financial control over financial reporting may become inadequate because of changes in conditions, or that the degree of compliance with the policies or procedures may deteriorate.

Opinion

In our opinion, to the best of our information and according to the explanations given to us, the Company has, in all material respects, an adequate internal financial controls system over financial reporting and such internal financial controls over financial reporting were operating effectively as at March 31, 2020, based on the internal control over financial reporting criteria established by the Company considering the essential components of internal controls stated in the Guidance Note on Audit of Internal Financial Controls Over Financial Reporting issued by the Institute of Chartered Accountants of India.

For G. D. Apte & Co
Chartered Accountants
Firm Registration Number: 100 515W

Umesh S Abhyankar
Partner

Pune,
June 10, 2020

UDIN: 20113053AAAABO8641
Membership Number: 113053

STANDALONE BALANCE SHEET AS AT 31 MARCH, 2020

(All amounts are in Indian Rupees in Lakhs unless otherwise stated)

Particulars	Note No.	As at 31-Mar-2020	As at 31-Mar-2019
ASSETS			
1 Non-current Assets			
(a) Property, Plant and Equipment	5a	48.40	0.94
(b) Intangible Assets	5b	9.24	-
(c) Financial Assets			
(i) Investments	6	66,771.86	67,664.56
(ii) Loans	7	36,111.68	36,344.57
(iii) Other Financial Assets	8	98.69	639.45
(d) Non Current Tax Assets	9	240.91	350.43
(e) Other Non Current Assets	10	125.20	69.30
		103,405.98	105,069.25
2 Current Assets			
(a) Financial Assets			
(i) Investments	11	-	-
(ii) Trade Receivables	12	2,476.28	52.42
(iii) Cash and Cash Equivalents	13	41.98	17.86
(iv) Others	14	3,677.29	-
(b) Other Current Assets	15	521.12	260.67
		6,716.67	330.95
Assets held for sale	16	292.78	4,965.85
		110,415.43	110,366.05
Total Assets			
EQUITY AND LIABILITIES			
1 Equity			
(a) Equity Share Capital	17	75,072.40	75,072.40
(b) Other Equity	18	1,309.88	(1,513.89)
		76,382.28	73,558.51
2 Liabilities			
(I) Non-current Liabilities			
(a) Financial Liabilities			
(i) Borrowings	19	23,287.46	25,278.55
(ii) Other Financial Liabilities	20	8,493.48	8,446.81
(b) Provisions	21	47.50	66.74
(c) Deferred Tax Liabilities (Net)	22	-	-
(d) Other Non-current Liabilities	23	-	70.17
		31,828.44	33,862.27

STANDALONE BALANCE SHEET AS AT 31 MARCH, 2020

(All amounts are in Indian Rupees in Lakhs unless otherwise stated)

Particulars	Note No.	As at 31-Mar-2020	As at 31-Mar-2019
(II) Current Liabilities			
(a) Financial Liabilities			
(i) Borrowings	24	350.00	-
(ii) Trade Payables	25		
- Total outstanding dues of micro enterprises and small enterprises		-	-
- Total outstanding dues of creditors other than micro enterprises and small enterprises		1,114.25	653.06
(iii) Other Financial Liabilities	26	529.70	582.06
(b) Provisions	27	33.96	34.28
(c) Other Current Liabilities	28	34.07	68.40
		2,061.98	1,337.80
Liabilities directly associated with assets held for sale	29	142.73	1,607.47
Total Equity and Liabilities		110,415.43	110,366.05

See accompanying notes forming part of the standalone financial statements

**In terms of our report attached
For G.D. Apte & Co.,
Chartered Accountants
Firm Registration Number 100 515W**

For and on behalf of the Board of Directors

T. Shivaraman
Vice Chairman
DIN: 01312018

Venkatachalam Sesha Ayyar
Managing Director
DIN: 06698233

Umesh S. Abhyankar
Partner
Membership Number 113 053

J. Kotteswari
Chief Financial Officer

P. Srinivasan
Company Secretary

Place : Pune
Date : June 10, 2020

Place : Chennai
Date : June 10, 2020

STANDALONE STATEMENT OF PROFIT AND LOSS FOR THE YEAR ENDED 31 MARCH, 2020

(All amounts are in Indian Rupees in Lakhs unless otherwise stated)

Particulars	Note No.	For the Year ended	
		31-Mar-20	31-Mar-19
A Continuing Operations			
1 Revenue from operations	30	2,839.24	102.01
2 Fair value gain on modification of loan	31	-	3,005.89
3 Fixed Charges reimbursement	32	4,577.94	-
4 Other income	33	1,063.21	2,380.68
5 Total revenue (1+2+3+4)		8,480.39	5,488.58
6 Expenses			
(a) Employee benefits expense	34	350.74	554.04
(b) Finance costs	35	536.30	3,471.85
(c) Depreciation and amortisation expense	5	83.45	1.14
(d) Other expenses	36	3,414.02	883.97
Total expenses		4,384.51	4,911.00
7 Profit/(Loss) before tax (5 - 6)		4,095.88	577.58
8 Tax expense:			
(a) Current tax expense		-	-
(b) Deferred tax		-	-
9 Profit/(Loss) after tax from Continuing Operations (7-8)		4,095.88	577.58
B Discontinued Operations			
10 Profit/(Loss) from Discontinued Operations (before tax)	40	(1,162.43)	(1,226.65)
11 Tax expense on discontinued operations		-	-
12 Profit/(Loss) after tax from Discontinued Operations (10-11)		(1,162.43)	(1,226.65)
13 Profit/(Loss) for the year (9+12)		2,933.45	(649.07)
14 Other Comprehensive Income			
I. (i) Items that will not be reclassified to profit or loss			
-Remeasurement of defined benefit obligation		10.62	(1.68)
(ii) Income tax relating to items that will not be reclassified to profit or loss		-	-
II. (i) Items that will be reclassified to profit or loss		-	-
(ii) Income tax relating to items that will be reclassified to profit or loss		-	-
Total Other Comprehensive Income/(Loss) (I+II)		10.62	(1.68)

STANDALONE STATEMENT OF PROFIT AND LOSS FOR THE YEAR ENDED 31 MARCH, 2020

(All amounts are in Indian Rupees in Lakhs unless otherwise stated)

Particulars	Note No.	For the Year ended	
		31-Mar-20	31-Mar-19
15 Total Comprehensive Income/ (Loss) for the Year (13 +14)		2,944.07	(650.75)
16 Earnings per share of ₹10/- each (In Rupees)	45		
(a) Basic			
Continuing Operations		0.55	0.08
Discontinued Operations		(0.15)	(0.16)
Total Operations		0.40	(0.08)
(b) Diluted			
Continuing Operations		0.55	0.08
Discontinued Operations		(0.15)	(0.16)
Total Operations		0.40	(0.08)

See accompanying notes forming part of the standalone financial statements

In terms of our report attached
For G.D. Apte & Co.,
Chartered Accountants
Firm Registration Number 100 515W

For and on behalf of the Board of Directors

T. Shivaraman
Vice Chairman
DIN: 01312018

Venkatachalam Sesha Ayyar
Managing Director
DIN: 06698233

Umesh S. Abhyankar
Partner
Membership Number 113 053

J. Kotteswari
Chief Financial Officer

P. Srinivasan
Company Secretary

Place : Pune
Date : June 10, 2020

Place : Chennai
Date : June 10, 2020

STANDALONE STATEMENT OF CHANGES IN EQUITY FOR THE YEAR ENDED 31 MARCH, 2020

(All amounts are in Indian Rupees in Lakhs unless otherwise stated)

A. Equity Share Capital

Particulars	Amount
Balance as at 01 April, 2018	75,072.40
Issue of Equity shares on preferential allotment basis	-
Balance as at 31 March, 2019	75,072.40
Changes in equity share capital during the year	-
Balance as at 31 March, 2020	75,072.40

B. Other Equity

Particulars	Reserves and Surplus			Other Comprehensive Income	Total
	Capital Reserve	Securities premium	Retained Earnings	Remeasurement of defined benefit obligation	
Balance as at 01 April, 2018	-	80,203.31	(81,054.28)	(12.17)	(863.14)
Loss for the year	-	-	(649.07)	-	(649.07)
Other Comprehensive income during the year, net of income tax	-	-	-	(1.68)	(1.68)
Total comprehensive income for the year	-	-	(649.07)	(1.68)	(650.75)
Balance as at 31 March, 2019	-	80,203.31	(81,703.35)	(13.85)	(1,513.89)
Balance as at 01 April, 2019	-	80,203.31	(81,703.35)	(13.85)	(1,513.89)
Profit for the year	-	-	2,933.45	-	2,933.45
Other Comprehensive income/(loss) during the year, net of income tax	-	-	-	10.62	10.62
Impact on account of adoption of Ind AS 116, Leases (refer note- 44)	-	-	(120.30)	-	(120.30)
Total comprehensive income for the year	-	-	2,813.15	10.62	2,823.77
Balance as at 31 March, 2020	-	80,203.31	(78,890.20)	(3.23)	1,309.88

See accompanying notes forming part of the standalone financial statements

In terms of our report attached

For G.D. Apte & Co.,

Chartered Accountants

Firm Registration Number 100 515W

For and on behalf of the Board of Directors

T. Shivaraman

Vice Chairman

DIN: 01312018

Venkatachalam Sesha Ayyar

Managing Director

DIN: 06698233

Umesh S. Abhyankar

Partner

Membership Number 113 053

Place : Pune

Date : June 10, 2020

J. Kotteswari

Chief Financial Officer

Place : Chennai

Date : June 10, 2020

P. Srinivasan

Company Secretary

STANDALONE CASH FLOW STATEMENT FOR THE YEAR ENDED MARCH 31, 2020

(All amounts are in Indian Rupees in Lakhs unless otherwise stated)

Particulars	For the Year Ended 31 March, 2020	For the Year Ended 31 March, 2019
A. Cash flow from operating activities		
Profit/(Loss) before tax	2,933.45	(649.07)
<u>Adjustments for:</u>		
Depreciation and amortisation expense	83.45	1.14
(Profit)/Loss on sale of property, plant and equipment	-	(1.69)
Provision for doubtful debts or advances and trade receivables	388.14	103.84
Liabilities no longer required written back	(70.17)	-
Finance costs	966.80	3,657.32
Interest income	(197.76)	(1,082.90)
Fair value gain on modification of loans	-	(3,005.89)
Impairment recognized on assets held for sale (to arrive at Net realizable value) (Net)	1,117.56	710.84
Unrealised Loss/(Gain) on Foreign Exchange (Net)	(157.45)	71.59
Loss on disposal of subsidiaries	3.40	-
Operating Profit/(loss) before working capital/other changes	5,067.42	(194.82)
<u>Changes in working capital/others:</u>		
Adjustments for (increase) / decrease in operating assets:		
Current		
Trade receivables	(2,476.41)	28.25
Other Financial Assets	(65.95)	0.80
Other Current Assets	(260.45)	(220.54)
Assets held for sale (including Liabilities associated) (net)	(872.44)	(216.77)
Non Current		
Other Financial Assets	496.12	(6.33)
Other Non-Current Assets	(14.98)	19.56
Adjustments for increase / (decrease) in operating liabilities:		
Current		
Trade payables	134.58	443.80
Other financial liabilities	(10.15)	(17.85)
Provisions	(0.32)	(22.48)
Other Current Liabilities	(34.33)	(678.15)
Non Current		
Provisions	(8.62)	(45.56)
Cash generated from(used in) operations	1,954.47	(910.09)
Income tax (paid)/refund received	34.52	114.46
Net cash flow generated/(utilized) from operating activities (A)	1,988.99	(795.63)

STANDALONE CASH FLOW STATEMENT FOR THE YEAR ENDED MARCH 31, 2020

(All amounts are in Indian Rupees in Lakhs unless otherwise stated)

Particulars	For the Year Ended 31 March, 2020	For the Year Ended 31 March, 2019
B. Cash flow from investing activities		
Capital expenditure on Property, Plant and Equipment, including intangibles	(10.00)	(0.90)
Proceeds from sale of property, plant and equipment/refund received of capital advances made	-	1.69
Increase in Bank Deposits	(45.97)	-
Proceeds from sale of investments in subsidiaries	-	1,608.00
Loan Repayments received from (given to) subsidiaries/group companies (Net)	482.65	8,779.95
Interest received		
- Subsidiaries	4.56	1,073.30
- Bank deposits/others	12.14	9.60
Net cash flow generated / (utilized) from investing activities (B)	443.38	11,471.64
C. Cash flow from financing activities		
Repayment of long-term borrowings (Net)	(2,146.09)	(10,294.95)
(Repayment) / Proceeds of other short-term borrowings (Net)	350.00	-
Interest Paid	(460.97)	(422.70)
Payment of lease liabilities	(151.19)	-
Net cash flow generated / (utilized) from financing activities (C)	(2,408.25)	(10,717.65)
Net increase / (decrease) in Cash and cash equivalents (A+B+C)	24.12	(41.64)
Cash and cash equivalents at the beginning of the year	17.86	59.50
Cash and cash equivalents at the end of the year (Refer Note 13)	41.98	17.86

See accompanying notes forming part of the standalone financial statements

Changes in liabilities arising from financing activities, both changes arising from cash flows and non-cash changes are given below

Particulars	As at April 01, 2019	Net Cash Changes (Decrease)/ Increase	Non-Cash Changes		As at 31-03-2020
			Changes in Fair Values/ Accruals	Other	
Non-Current Borrowings (including Current Maturities of Long Term Debt)	25,572.55	(2,146.09)	-	-	23,426.46
Current Borrowings	-	350.00	-	-	350.00
Interest accrued	8,484.87	(460.98)	512.42	-	8,536.31
Total	34,057.42	(2,257.07)	512.42	-	32,312.77

STANDALONE CASH FLOW STATEMENT FOR THE YEAR ENDED MARCH 31, 2020

(All amounts are in Indian Rupees in Lakhs unless otherwise stated)

Particulars	As at April 01, 2018	Net Cash Changes	Non-Cash Changes		As at 31-03-2019
		(Decrease)/ Increase	Changes in Fair Values/ Accruals	Other	
Non-Current Borrowings (including Current Maturities of Long Term Debt)	35,867.51	(10,294.96)	-	-	25,572.55
Current Borrowings	-	-	-	-	-
Interest accrued	8,446.81	(422.70)	460.76	-	8,484.87
Total	44,314.32	(10,717.66)	460.76	-	34,057.42

Notes:

- The above Cash- Flow Statement has been prepared under the indirect method set out in Indian Accounting Standard (IND AS) -7, 'Statement of Cash Flow' as specified in the Companies (Indian Accounting Standards) Rules, 2015.
- Direct Tax paid is treated as arising from operating activities and are not bifurcated between investment and financing activities.
- All figures in brackets indicate outflow.

**In terms of our report attached
For G.D. Apte & Co.,
Chartered Accountants
Firm Registration Number 100 515W**

For and on behalf of the Board of Directors

T. Shivaraman
Vice Chairman
DIN: 01312018

Venkatachalam Sesha Ayyar
Managing Director
DIN: 06698233

Umesh S. Abhyankar
Partner
Membership Number 113 053

J. Kotteswari
Chief Financial Officer

P. Srinivasan
Company Secretary

Place : Pune
Date : June 10, 2020

Place : Chennai
Date : June 10, 2020

Notes forming part of Standalone Financial Statements for the year ended 31 March, 2020

(All amounts are in Indian Rupees in Lakhs unless otherwise stated)

1. General Information

ORIENT GREEN POWER COMPANY LIMITED ("the Company"), a public limited company incorporated in the year 2006 domiciled in India having its registered office at No. 18/3 Sigapi Achi Building, Rukmani Lakshmipathy Road, Egmore, Chennai - 600 008 to carry out the business of investment, ownership in renewable energy areas like Wind and Biomass power.

The Company's shares are listed on BSE Limited and National Stock Exchange of India Limited.

2. Applicability of new and revised Ind AS

All the Indian Accounting Standards issued and notified by the Ministry of Corporate Affairs under the Companies (Indian Accounting Standards) Rules, 2015 (as amended) till the financial statements are authorized have been considered in preparing these financial statements. There are no new standards or amendments notified by the Ministry of Corporate Affairs which would have been applicable from April 01, 2020.

3. Significant Accounting Policies

3.1 Statement of compliance

The financial statements of the Company have been prepared in accordance with Indian Accounting Standards ("Ind AS") notified under the Companies (Indian Accounting Standards) Rules, 2015. The accounting policies as set out below have been applied consistently to all years presented in these financial statements.

3.2 Basis of preparation and presentation

These financial statements have been prepared on the historical cost basis, except for certain financial instruments which are measured at fair values at the end of each reporting period, as explained in accounting policies below. Historical cost is generally based on the fair value of the consideration given in exchange for goods and services.

Fair value is the price that would be received to sell an asset or paid to transfer a liability in an orderly transaction between market participants at the measurement date, regardless of whether that price is directly observable or estimated using another valuation technique. In estimating the fair value of an asset or a liability, the Company takes into account the characteristics of the

asset or liability if market participants would take those characteristics into account when pricing the asset or liability at the measurement date.

In addition, for financial reporting purposes, fair value measurements are categorised into Level 1, 2, or 3 based on the degree to which the inputs to the fair value measurements are observable and the significance of the inputs to the fair value measurement in its entirety, which are described as follows:

- (i) Level 1 inputs are quoted prices (unadjusted) in active markets for identical assets or liabilities that the entity can access at the measurement date;
- (ii) Level 2 inputs are inputs, other than quoted prices included within Level 1, that are observable for the asset or liability, either directly or indirectly; and
- (iii) Level 3 inputs are unobservable inputs for the asset or liability.

When measuring the fair value of an asset or a liability, the Company uses observable market data as far as possible. If the inputs used to measure the fair value of an asset or a liability fall into different levels of the fair value hierarchy, then the fair value measurement is categorised in its entirety in the same level of the fair value hierarchy as the lowest level input that is significant to the entire measurement.

The principal accounting policies are set out below:

3.3 Inventories

Stores and spares are valued at lower of cost and net realizable value. Cost is determined on a weighted average basis.

Allowance is made to the carrying amount of inventory based on Management's assessment/technical evaluation and past experience of the Company taking into account its age, usability, obsolescence, expected realisable value etc.

3.4 Cash Flow Statement

Cash flows are reported using the indirect method, whereby profit before tax is adjusted for the effects of transactions of a non-cash nature, any deferrals or accruals of past or future operating cash receipts or payments and item of income or expenses associated

Notes forming part of Standalone Financial Statements for the year ended 31 March, 2020

(All amounts are in Indian Rupees in Lakhs unless otherwise stated)

with investing or financing cash flows. The cash flows are segregated into operating, investing and financing activities based on the extent of information available.

Cash and cash equivalent in the balance sheet comprise cash at banks and on hand and short-term deposits with original maturity of three months or less, which are subject to an insignificant risk of changes in value. In the Statement of Cash Flows, cash and cash equivalents consist of cash and short term deposits, as defined above, net of outstanding bank overdrafts, if any as they are considered as integral part of the Company's cash management.

3.5 Taxation

Income tax expense represents the sum of the current tax and deferred tax.

3.5.1 Current tax

The tax currently payable is based on taxable profit for the year. Taxable profit differs from 'profit before tax' as reported in the Statement of Profit and Loss because of items of income or expense that are taxable or deductible in other years and items that are never taxable or deductible. The Company's current tax is calculated using tax rates and laws that have been enacted or substantively enacted by the end of the reporting period.

3.5.2 Deferred tax

Deferred tax is recognised on temporary differences between the carrying amounts of assets and liabilities in the Financial Statements and the corresponding tax bases used in the computation of taxable profit. Deferred tax liabilities are recognised for all taxable temporary differences. Deferred tax assets are recognised for all deductible temporary differences to the extent that it is probable that taxable profits will be available against which those deductible temporary differences can be utilised.

The carrying amount of deferred tax assets is reviewed at the end of each reporting period and reduced to the extent that it is no longer probable that sufficient taxable profits will be available to allow all or part of the deferred tax asset to be utilized.

Deferred tax liabilities and assets are measured at the tax rates that are expected to apply in the period in which the liability would be settled or the asset

realised, based on tax rates (and tax laws) that have been enacted or substantively enacted by the end of the reporting period.

The measurement of deferred tax liabilities and assets reflects the tax consequences that would follow from the manner in which the Company expects, at the end of the reporting period, to recover or settle the carrying amount of its assets and liabilities.

3.5.3 Current and deferred tax for the year

Current and deferred tax expense is recognised in the Statement of Profit and Loss. When they relate to items that are recognised in other comprehensive income or directly in equity, the current and deferred tax are also recognised in other comprehensive income or directly in equity respectively.

3.5.4 Minimum Alternate Tax

Minimum Alternate Tax ("MAT") credit is recognized as an asset only when and to the extent there is convincing evidence that the Company will pay normal income tax during the specified period. In the year, in which the MAT credit becomes eligible to be recognized as an asset in accordance with the provisions contained in the Guidance Note issued by the Institute of Chartered Accountants of India (ICAI), the said asset is created by way of a credit to the Statement of Profit and Loss and shown as MAT credit entitlement. The Company reviews the same at each Balance Sheet date and writes down the carrying amount of MAT credit entitlement to the extent there is no longer convincing evidence that the Company will pay normal Income Tax during the specified period.

3.6 Property, plant and equipment (PPE)

Property, plant and equipment are carried at cost less accumulated depreciation and impairment losses, if any. The cost of property, plant and equipment comprises the purchase price net of any trade discounts and rebates, any import duties and other taxes (other than those subsequently recoverable) and includes interest on borrowings attributable to acquisition of qualifying property, plant and equipment up to the date the asset is ready for its intended use and other incidental expenses incurred up to that date. Subsequent expenditure relating to property, plant and equipment is capitalised only if such expenditure results in an

Notes forming part of Standalone Financial Statements for the year ended 31 March, 2020

(All amounts are in Indian Rupees in Lakhs unless otherwise stated)

increase in the future benefits from such asset beyond its previously assessed standard of performance.

Property, plant and equipment acquired and put to use for project purpose are capitalised and depreciation thereon is included in the project cost till the project is ready for its intended use.

Any part or components of property, plant and equipment which are separately identifiable and expected to have a useful life which is different from that of the main assets are capitalised separately, based on the technical assessment of the management.

Projects under which assets are not ready for their intended use and other capital work-in-progress are carried at cost, comprising direct cost, related incidental expenses and attributable interest.

Property, plant and equipment retired from active use and held for sale are stated at the lower of their net book value and fair value less cost to sell are disclosed separately.

Capital work in progress represents projects under which the property, plant and equipment are not yet ready for their intended use and are carried at cost determined as aforesaid.

3.6.1 Depreciation

Depreciable amount for assets is the cost of an asset, or other amount substituted for cost, less its estimated residual value.

Depreciation on property, plant and equipment has been provided on the straight-line method as per the useful lives prescribed in Schedule II to the Companies Act, 2013.

Individual assets costing less than ₹5,000 each are depreciated in the year of purchase considering the type and usage pattern of these assets.

Leasehold improvements are depreciated over the primary lease period.

Depreciation is accelerated on property, plant and equipment, based on their condition, usability, etc. as per the technical estimates of the Management, where necessary.

3.7 Intangible assets

Intangible assets with finite useful lives that are acquired separately are carried at cost less accumulated

amortisation and accumulated impairment losses. Amortisation is recognised on a straight line basis over the estimated useful lives. The estimated useful life and amortisation method are reviewed at the end of each reporting period, with the effect of any changes in estimate being accounted for on prospective basis.

An Intangible asset is derecognised on disposal or when no future economic benefits are expected from use or disposal. Gains or losses arising from derecognition of an intangible asset is measured as the difference between the net disposal proceeds and the carrying amount of the asset and is recognised in the statement of profit and loss.

Amortisation

Intangible assets are amortized over the estimated useful life on straight line method.

3.8 Leases

A contract is, or contains, a lease if the contract conveys the right to control the use of an identified asset for a period of time in exchange for consideration.

Company as a lessee

The Company accounts for each lease component within the contract as a lease separately from non-lease components of the contract and allocates the consideration in the contract to each lease component on the basis of the relative stand-alone price of the lease component and the aggregate stand-alone price of the non-lease components.

The Company recognises right-of-use asset representing its right to use the underlying asset for the lease term at the lease commencement date. The cost of the right of- use asset measured at inception shall comprise of the amount of the initial measurement of the lease liability adjusted for any lease payments made at or before the commencement date less any lease incentives received, plus any initial direct costs incurred and an estimate of costs to be incurred by the lessee in dismantling and removing the underlying asset or restoring the underlying asset or site on which it is located. The right-of-use assets is subsequently measured at cost less any accumulated depreciation, accumulated impairment losses, if any and adjusted for any remeasurement of the lease liability. The right-of-use assets is depreciated using the straight-line method from the commencement date

Notes forming part of Standalone Financial Statements for the year ended 31 March, 2020

(All amounts are in Indian Rupees in Lakhs unless otherwise stated)

over the shorter of lease term or useful life of right-of-use asset. The estimated useful lives of right-of-use assets are determined on the same basis as those of property, plant and equipment. Right of- use assets are tested for impairment whenever there is any indication that their carrying amounts may not be recoverable. Impairment loss, if any, is recognised in the statement of profit and loss.

The Company measures the lease liability at the present value of the lease payments that are not paid at the commencement date of the lease. The lease payments are discounted using the interest rate implicit in the lease, if that rate can be readily determined. If that rate cannot be readily determined, the Company uses incremental borrowing rate. For leases with reasonably similar characteristics, the Company, on a lease by lease basis, may adopt either the incremental borrowing rate specific to the lease or the incremental borrowing rate for the portfolio as a whole. The lease payments shall include fixed payments, variable lease payments, residual value guarantees, exercise price of a purchase option where the Company is reasonably certain to exercise that option and payments of penalties for terminating the lease, if the lease term reflects the lessee exercising an option to terminate the lease. The lease liability is subsequently remeasured by increasing the carrying amount to reflect interest on the lease liability, reducing the carrying amount to reflect the lease payments made and remeasuring the carrying amount to reflect any reassessment or lease modifications or to reflect revised in-substance fixed lease payments.

The Company recognises the amount of the re-measurement of lease liability due to modification as an adjustment to the right-of-use asset and statement of profit and loss depending upon the nature of modification. Where the carrying amount of the right-of-use asset is reduced to zero and there is a further reduction in the measurement of the lease liability, the Company recognises any remaining amount of the re-measurement in statement of profit and loss.

The Company has elected not to apply the requirements of Ind AS 116 Leases to short term leases of all assets that have a lease term of 12 months or less and leases for which the underlying asset is of low value. The lease payments associated with these leases are recognised

as an expense on a straight-line basis over the lease term.

The Company chose to present Right of use assets along with the property plant and equipment, as if they were owned.

Company as a lessor

At the inception of the lease the Company classifies each of its leases as either an operating lease or a finance lease. The Company recognises lease payments received under operating leases as income on a straight-line basis over the lease term. In case of a finance lease, finance income is recognised over the lease term based on a pattern reflecting a constant periodic rate of return on the lessor's net investment in the lease. When the Company is an intermediate lessor it accounts for its interests in the head lease and the sub-lease separately. It assesses the lease classification of a sub-lease with reference to the right-of-use asset arising from the head lease, not with reference to the underlying asset. If a head lease is a short term lease to which the Company applies the exemption described above, then it classifies the sub-lease as an operating lease.

If an arrangement contains lease and non-lease components, the Company applies Ind AS 115 Revenue from contracts with customers to allocate the consideration in the contract.

Company as a lessee**Operating leases**

For transition, the Company has elected not to apply the requirements of Ind AS 116 to leases which are expiring within 12 months from the date of transition by class of asset and leases for which the underlying asset is of low value on a lease-by-lease basis. The Company has also used the practical expedient provided by the standard when applying Ind AS 116 to leases previously classified as operating leases under Ind AS 17 and therefore, has not reassessed whether a contract, is or contains a lease, at the date of initial application, relied on its assessment of whether leases are onerous, applying Ind AS 37 immediately before the date of initial application as an alternative to performing an impairment review, excluded initial direct costs from measuring the right-of-use asset at

Notes forming part of Standalone Financial Statements for the year ended 31 March, 2020

(All amounts are in Indian Rupees in Lakhs unless otherwise stated)

the date of initial application and used hindsight when determining the lease term if the contract contains options to extend or terminate the lease. The Company has used a single discount rate to a portfolio of leases with similar characteristics.

3.9 Revenue recognition

Effective April 01, 2018, the Company adopted IND AS 115, 'Revenue from Contracts with Customers. Application of this standard does not have any impact on the revenue recognition and measurement.

Revenue from Operations- Sale of Power

The Company derives revenue primarily from Sale of power.

Revenue from the sale of power is recognised on the basis of the number of units of power exported, in accordance with joint meter readings undertaken on a monthly basis by representatives of the State Electricity Board and the Company, at rates agreed upon with customers and when there is no uncertainty in realising the same. Transmission, System Operating and Wheeling/Other Charges payable to State Electricity Boards on sale of power is reduced from Revenue.

Revenue from the end of the last invoicing to the reporting date is recognized as unbilled revenue and are classified as contract assets.

The company accounts for volume discounts and pricing incentives to customers as a reduction of revenue based on the ratable allocation of the discounts/ incentives to each of the underlying performance obligation that corresponds to the progress by the customer towards earning the discount/ incentive.

Other Operating Revenues

a. Revenue from Operations and Maintenance (O&M) Contracts

Revenue from Windmill Operations and Maintenance (O&M) contracts are recognized, where the performance obligations are satisfied over time and where there is no uncertainty as to measurement or collectability of consideration and is recognized ratably over the term of the underlying maintenance arrangement.

b. Renewable Energy Certificate (REC) Income

Income arising from REC is initially recognised in respect of the number of units of power exported at the minimum expected realisable value, determined based on the rates specified under the relevant regulations duly considering the entitlements as per the policy, industry specific developments, Management assessment etc and when there is no uncertainty in realising the same. The difference between the amount recognised initially and the amount realised on sale of such REC's at the Power Exchange are accounted for as and when such sale happens.

The issuance fee incurred for registering the RECs are reduced from the REC income.

c. Other Revenues

Income in the form of Generation Based Incentives are accounted for in the year of generation for eligible Units when there is no uncertainty in receiving the same.

Income from services is recognized upon rendering services, in accordance with the terms of contract.

The Company presents revenues net of indirect taxes in its statement of Profit and loss.

Other Income

Dividend from investments is recognised when the shareholder's right to receive payment is established and it is probable that the economic benefits will flow to the Company and the amount can be measured reliably.

Interest from financial assets is recognised when it is probable that the economic benefits will flow to the Company and the amount of income can be measured reliably. Interest is accrued on a time basis, by reference to the principal outstanding and at the effective interest rate applicable, which is the rate that exactly discounts estimated future cash receipts through the expected life of the financial asset to that asset's net carrying amount on initial recognition.

Insurance claims are accounted for on the basis of claims admitted/expected to be admitted and to the extent

Notes forming part of Standalone Financial Statements for the year ended 31 March, 2020

(All amounts are in Indian Rupees in Lakhs unless otherwise stated)

that the amount recoverable can be measured reliably and it is reasonable to expect ultimate collection.

3.10 Employee Benefits

Employee benefits are accrued in the period in which the associated services are rendered by employees of the Company, as detailed below:

Defined contribution plans

The Company's contribution to State Governed provident fund scheme, Employee State Insurance scheme and Employee pension scheme are considered as defined contribution plans and expenses are recognized in the Statement of Profit and Loss based on the amount of contribution required to be made and when services are rendered by the employees.

Defined benefit plans

The cost of the defined benefit plans and the present value of the defined benefit obligation are recognised based on actuarial valuation as on the balance sheet date using the projected unit credit method. An actuarial valuation involves making various assumptions that may differ from actual developments in the future. These include the determination of the discount rate, future salary increases and mortality rates. Due to the complexities involved in the valuation and its long term nature, a defined benefit obligation is highly sensitive to changes in these assumptions. All assumptions are reviewed at each reporting date.

The Company accrues for liability towards Gratuity which is a defined benefit plan. The present value of obligation under such defined benefit plan is determined based on actuarial valuation as at the balance sheet date, using the Projected Unit Credit Method. Re-measurements comprising of Actuarial gains and losses are recognized in the statement of Other comprehensive income in the period in which they occur and are not deferred." Re-measurements are not reclassified to the Statement of Profit and Loss in subsequent periods.

Short Term employee benefits

Short term employee benefits at the Balance Sheet date, including short term compensated absences, are recognized as an expense as per the Company's scheme based on expected obligations on an undiscounted basis.

Other Long term employee benefits

The Company accounts for its liability towards long term compensated absences based on the actuarial valuation done as at the Balance Sheet date by an independent actuary using the Projected Unit Credit Method.

All gains/losses due to actuarial valuations are immediately recognized in the Statement of profit and loss.

3.11 Government grants

Government grants, including non-monetary grants at fair value, are not recognised until there is reasonable assurance that the Company will comply with the conditions attached to them and that the grants will be received.

Government grants whose primary condition is that the Company should purchase, construct or otherwise acquire non-current assets and non-monetary grants are recognised and disclosed as 'deferred income' as non-current liability in the Balance Sheet and recognised in the Statement of Profit and Loss on a systematic basis over the useful lives of the related assets.

3.12 Foreign Currencies

The functional currency of the Company is Indian Rupees which represents the currency of the primary economic environment in which it operates.

In preparing the financial statements, transactions in currencies other than the entity's functional currency (foreign currencies) are recognised at the rates of exchange prevailing at the dates of the transactions. At the end of each reporting period, monetary items denominated in foreign currencies are retranslated at the rates prevailing at that date. Non-monetary items carried at fair value that are denominated in foreign currencies are retranslated at the rates prevailing at the date when the fair value was determined. Non-monetary items that are measured in terms of historical cost in a foreign currency are not retranslated. Exchange differences on monetary items are recognised in Statement of profit and loss in the period in which they arise except for:

- (i) exchange differences on foreign currency borrowings relating to assets under construction

Notes forming part of Standalone Financial Statements for the year ended 31 March, 2020

(All amounts are in Indian Rupees in Lakhs unless otherwise stated)

for future productive use, which are included in the cost of those assets when they are regarded as an adjustment to interest costs on those foreign currency borrowings.

3.13 Borrowing Costs

Borrowing costs specifically identified to the acquisition or construction of qualifying assets is capitalized as part of such assets. A qualifying asset is one that necessarily takes substantial period of time to get ready for intended use. All other borrowing costs are charged to the Statement of Profit and Loss.

Capitalisation of borrowing costs is suspended and charged to the Statement of Profit and Loss during extended periods when active development activity on the qualifying assets is interrupted.

Interest income earned on temporary investment of specific borrowings pending their expenditure on qualifying assets is deducted from the borrowing costs eligible for capitalization. Borrowing costs that are not directly attributable to a qualifying asset are recognised in the Statement of Profit and Loss using the effective interest method.

3.14 Financial instruments

Financial assets and financial liabilities are recognised when Company becomes a party to the contractual provisions of the instruments.

Financial assets and financial liabilities are initially measured at fair value. Transaction costs that are directly attributable to the acquisition or issue of financial assets and financial liabilities (other than financial assets and financial liabilities at fair value through profit or loss) are added to or deducted from the fair value of the financial assets or financial liabilities, as appropriate, on initial recognition. Transaction costs directly attributable to the acquisition of financial assets or financial liabilities at fair value through profit or loss are recognised immediately in the Statement of Profit and Loss.

3.14.1 Financial assets

All regular way purchases or sales of financial assets are recognised and derecognised on a trade date basis. Regular way purchases or sales are purchases or sales of financial assets that require delivery of assets within

the time frame established by regulation or convention in the marketplace.

All recognised financial assets are subsequently measured in their entirety at either amortised cost or fair value, depending on the classification of the financial assets.

Classification of financial assets

Debt instruments that meet the following conditions are subsequently measured at amortised cost (except for debt instruments that are designated as at fair value through profit or loss on initial recognition):

- the asset is held within a business model whose objective is to hold assets in order to collect contractual cash flows; and
- the contractual terms of the instrument give rise on specified dates to cash flows that are solely payments of principal and interest on the principal amount outstanding.

Debt instruments that meet the following conditions are subsequently measured at fair value through other comprehensive income (except for debt instruments that are designated as at fair value through profit or loss on initial recognition):

- the asset is held within a business model whose objective is achieved both by collecting contractual cash flows and selling financial assets; and
- the contractual terms of the instrument give rise on specified dates to cash flows that are solely payments of principal and interest on the principal amount outstanding.

Changes in the carrying amount of FVTOCI monetary financial assets relating to changes in foreign currency rates are recognised in statement of profit and loss. Other changes in the carrying amount of FVTOCI financial assets are recognised in other comprehensive income and accumulated under the heading of 'Reserve for debt instruments through other comprehensive income'. When the investment is disposed of or is determined to be impaired, the cumulative gain or loss previously accumulated in this reserve is reclassified to statement of profit and loss.

All other financial assets are subsequently measured at fair value.

Notes forming part of Standalone Financial Statements for the year ended 31 March, 2020

(All amounts are in Indian Rupees in Lakhs unless otherwise stated)

Amortised cost and Effective interest method

The effective interest method is a method of calculating the amortised cost of a debt instrument and of allocating interest income over the relevant period. The effective interest rate is the rate that exactly discounts estimated future cash receipts (including all fees and points paid or received that form an integral part of the effective interest rate, transaction costs and other premiums or discounts) through the expected life of the debt instrument, or, where appropriate, a shorter period, to the net carrying amount on initial recognition.

Income is recognised on an effective interest basis for debt instruments other than those financial assets classified as at FVTPL. Interest income is recognised in statement of profit and loss and is included in the "Other income" line item.

Investments in equity instruments at FVTOCI

On initial recognition, the Company can make an irrevocable election (on an instrument-by-instrument basis) to present the subsequent changes in fair value in other comprehensive income pertaining to investments in equity instruments. This election is not permitted if the equity investment is held for trading. These elected investments are initially measured at fair value plus transaction costs. Subsequently, they are measured at fair value with gains and losses arising from changes in fair value recognised in other comprehensive income and accumulated in the 'Reserve for equity instruments through other comprehensive income'. The cumulative gain or loss is not reclassified to statement of profit and loss on disposal of the investments.

A financial asset is held for trading if:

- It has been acquired principally for the purpose of selling it in the near term; or
- On initial recognition it is part of a portfolio of identified financial instruments that the Company manages together and has a recent actual pattern of short-term profit-taking; or
- It is a derivative that is not designated and effective as a hedging instrument or a financial guarantee.

Changes in the carrying amount of investments in equity instruments at FVTOCI relating to changes

in foreign currency rates are recognised in other comprehensive income.

Impairment of financial assets

Loss allowance for expected credit losses is recognised for financial assets measured at amortised cost and fair value through other comprehensive income.

Loss allowance equal to the lifetime expected credit losses is recognised if the credit risk on the financial instruments has significantly increased since initial recognition. For financial instruments whose credit risk has not significantly increased since initial recognition, loss allowance equal to twelve months expected credit losses is recognised.

In accordance with Ind AS 109 – Financial Instruments, the Company follows 'simplified approach' for recognition of impairment loss allowance on trade receivables wherein impairment loss allowance based on lifetime expected credit loss at each reporting date, is recognized right from its initial recognition.

Derecognition of financial assets

The Company derecognises a financial asset only when the contractual rights to the cash flows from the asset expire, or it transfers the financial asset and substantially all risks and rewards of ownership of the asset to another entity. If the Company neither transfers nor retains substantially all the risks and rewards of ownership and continues to control the transferred asset, the Company recognises its retained interest in the assets and an associated liability for amounts it may have to pay. If the Company retains substantially all the risks and rewards of ownership of a transferred financial asset, the Company continues to recognise the financial asset and also recognises a collateralised borrowing of the proceeds received.

3.14.2 Financial Liabilities and Equity Instruments

Classification as debt or equity

Financial liabilities and equity instruments issued by the Company are classified according to the substance of the contractual arrangements entered into and the definitions of a financial liability and an equity instrument.

Equity instruments

An equity instrument is any contract that evidences a residual interest in the assets of the Company after

Notes forming part of Standalone Financial Statements for the year ended 31 March, 2020

(All amounts are in Indian Rupees in Lakhs unless otherwise stated)

deducting all of its liabilities. Equity instruments are recorded at the proceeds received, net of direct issue costs.

Financial Liabilities

Trade and other payables are initially measured at fair value, net of transaction costs, and are subsequently measured at amortised cost, using the effective interest rate method.

Interest-bearing bank loans, overdrafts and issued debt are initially measured at fair value and are subsequently measured at amortised cost using the effective interest rate method. Any difference between the proceeds (net of transaction costs) and the settlement or redemption of borrowings is recognised over the term of the borrowings in accordance with the Company's accounting policy for borrowing costs.

Financial guarantee contracts

A financial guarantee contract is a contract that requires the issuer to make specified payments to reimburse the holder for a loss it incurs because a specified debtor fails to make payments when due in accordance with the terms of a debt instrument.

Financial guarantee contracts issued by the Company are initially measured at their fair values and, if not designated as at FVTPL, are subsequently measured at the higher of:

- a. the amount of loss allowance determined in accordance with impairment requirements of Ind AS 109; and
- b. the amount initially recognised less, when appropriate, the cumulative amount of income recognised in accordance with the principles of Ind AS 115.

Derecognition of financial liabilities

The Company derecognises financial liabilities when, and only when, the Company's obligations are discharged, cancelled or they expire. The difference between the carrying amount of the financial liability derecognised and the consideration paid and payable is recognised in the Statement of Profit and Loss.

Financial assets and financial liabilities are offset when the Company has a legally enforceable right (not contingent on future events) to off-set the recognised amounts either to settle on a net basis, or to realise the

assets and settle the liabilities simultaneously

3.15 Loans and advances to subsidiaries (including step down subsidiaries) and associates

Interest free loans/loans (extended at interest rates less than the Company's borrowing rate) provided to subsidiaries and associates are recognized at fair value on the date of disbursement and the difference on fair valuation is recognized as deemed investment in such subsidiary/associate. Such deemed investment is added to the carrying amount of investments if any in such subsidiary/associate. Loans are accounted at amortized cost method using effective interest rate. If there is an early repayment of loan, the proportionate amount of the deemed investment recognized earlier shall be adjusted.

3.16 Earnings Per Share

Basic earnings per share are computed by dividing the net profit after tax by the weighted average number of equity shares outstanding during the year. Diluted earnings per share is computed by dividing the profit after tax by the weighted average number of equity shares considered for deriving basic earnings per share and also the weighted average number of equity shares that could have been issued upon conversion of all dilutive potential equity shares.

Further, the Basic and Diluted earnings per share attributable to the equity shareholders of the company are presented separately for continuing and discontinuing operations for the year.

3.17 Impairment of Non-financial assets

At each balance sheet date, the Company assesses whether there is any indication that any property, plant and equipment and intangible assets with finite lives may be impaired. If any such indication exists the recoverable amount of an asset is estimated to determine the extent of impairment, if any. The Recoverable amount is the higher of fair value less costs to sell and value in use. In assessing value in use, the estimated future cash flows are discounted to their present value using a pre-tax discount rate that reflects current market assessments of the time value of money and the risks specific to the asset for which the estimates of future cash flows have not been adjusted.

If the recoverable amount of an asset (or cash-generating unit) is estimated to be less than its carrying

Notes forming part of Standalone Financial Statements for the year ended 31 March, 2020

(All amounts are in Indian Rupees in Lakhs unless otherwise stated)

value amount, the carrying amount of the asset (or cash-generating unit) is reduced to its recoverable amount. An impairment loss is recognised immediately in statement of profit and loss.

3.18 Provisions , Contingent Liabilities and Contingent Assets

Provisions are recognised when the Company has a present obligation (legal or constructive) as a result of past events, it is probable that the Company will be required to settle the obligation, and a reliable estimate can be made of the amount of the obligation.

The amount recognised as a provision is the best estimate of the consideration required to settle the present obligation at the end of the reporting period, taking into account the risks and uncertainties surrounding the obligation. When a provision is measured using the cash flows estimated to settle the present obligation, its carrying amount is the present value of those cash flows (when the effect of the time value of money is material).

Contingent assets are disclosed in the Financial Statements by way of notes to accounts when an inflow of economic benefits is probable.

Contingent liabilities are disclosed in the Financial Statements by way of notes to accounts, unless possibility of an outflow of resources embodying economic benefit is remote.

3.19 Operating Segment

Operating segments reflect the Company's management structure and the way the financial information is regularly reviewed by the Company's Chief Operating Decision Maker (CODM). The CODM considers the business from both business and product perspective based on the dominant source, nature of risks and returns and the internal organisation and management structure. The operating segments are the segments for which separate financial information is available and for which operating profit / (loss) amounts are evaluated regularly by the executive Management in deciding how to allocate resources and in assessing performance.

The accounting policies adopted for segment reporting are in line with the accounting policies of the Company. Segment revenue, segment expenses, segment assets and segment liabilities have been identified

to segments on the basis of their relationship to the operating activities of the segment.

Revenue, expenses, assets and liabilities which relate to the Company as a whole and are not allocable to segments on reasonable basis have been included under unallocated revenue / expenses / assets / liabilities.

3.20 Operating Cycle

All assets and liabilities have been classified as current or non-current as per the Company's normal operating cycle and other criteria set out in Notes forming part of these financial statements. Based on the nature of products and services and the time between the acquisition of assets for processing and their realisation in cash and cash equivalent, the Company has ascertained its operating cycle as 12 months for the purpose of current and non-current classification of assets and liabilities.

3.21 Non-Current Assets held for sale

Non-current assets (including disposal groups) are classified as held for sale if their carrying amount will be recovered principally through a sale transaction rather than through continuing use and a sale is considered highly probable.

Non-current assets classified as held for sale are measured at lower of their carrying amount and fair value less cost to sell. Non-current assets classified as held for sale are not depreciated or amortised from the date when they are classified as held for sale.

Non-current assets classified as held for sale and the assets and liabilities of a disposal group classified as held for sale are presented separately from the other assets and liabilities in the Balance Sheet.

A discontinued operation is a component of the entity that has been disposed off or is classified as held for sale and:

- represents a separate major line of business or geographical area of operations and;
- is part of a single co-ordinated plan to dispose of such a line of business or area of operations.

The results of discontinued operations are presented separately in the Statement of Profit and Loss.

Notes forming part of Standalone Financial Statements for the year ended 31 March, 2020

(All amounts are in Indian Rupees in Lakhs unless otherwise stated)

4. Critical accounting assumptions:

The preparation of financial statements in conformity with Ind AS requires management to make judgements, estimates and assumptions, that affect the application of accounting policies and the reported amounts of assets and liabilities, disclosures of contingent liabilities at the date of the financial statements and the reported amounts of revenue and expenses for the years presented. Actual results may differ from these estimates.

Estimates and underlying assumptions are reviewed on an ongoing basis. Revisions to accounting estimates are recognised in the period in which the estimates are revised and in any future periods affected.

In particular, information about significant areas of estimation, uncertainty and critical judgments in applying accounting policies that have the most significant effect on the amounts recognized in the financial statements pertain to:

4.1 Useful lives of property, plant and equipment and intangible assets:

The Company has estimated useful life of each class of assets based on the nature of assets, the estimated usage of the asset, the operating condition of the asset, past history of replacement, anticipated technological changes, etc. The Company reviews the carrying amount of property, plant and equipment and Intangible assets at the end of each reporting period. This reassessment may result in change in depreciation expense in future periods.

Depreciation on Property Plant and Equipment is provided pro-rata for the periods of use on the straight line method(SLM) on the basis of useful life of the property, plant and equipment mandated by Part C of Schedule II of the Companies Act, 2013 or the useful life determined by the company based on technical evaluation, whichever is lower, taking into account the nature of the asset, the estimated usage of the asset, the operating conditions of the asset, past history of replacement, maintenance support, as per details given below:

Description	Useful life
Property, Plant and Equipment - Wind energy generators	22 – 27 years
Furniture and Fixtures	10 years
Vehicles	10 years
Office Equipment	5 years
Computers	3 years

4.2 Impairment of tangible and intangible assets other than goodwill

Property, plant and equipment and Intangible assets are tested for impairment when events occur or changes in circumstances indicate that the recoverable amount of the cash generating unit is less than its carrying value. The recoverable amount of cash generating units is higher of value-in-use and fair value less cost to sell. The calculation involves use of significant estimates and assumptions which includes turnover and earnings multiples, growth rates and net margins used to calculate projected future cash flows, risk-adjusted discount rate, future economic and market conditions.

In assessing value in use, the estimated future cash flows are discounted to their present value using a pre-tax discount rate that reflects current market assessments of the time value of money and the risks specific to the asset for which the estimates of future cash flows have not been adjusted.

At each Balance Sheet date, consideration is given to determine whether there is any indication of impairment of the carrying amount of the Company's assets. If any indication exists, estimation is made for the asset's recoverable amount, which is the greater of the fair value less cost to sell and the value in use. An impairment loss, if any, is recognized whenever the carrying amount of an asset exceeds the recoverable amount.

Impairment losses of continuing operations, including impairment on inventories, if any, are recognized in statement of profit and loss..

Notes forming part of Standalone Financial Statements for the year ended 31 March, 2020

(All amounts are in Indian Rupees in Lakhs unless otherwise stated)

4.3 Provision against investments / Loans and Advances to Subsidiaries and Associate

The management taking into account the present operations of the Company, proposed restructuring, future business prospects etc. makes provision towards impairment on the carrying value of investments in the subsidiaries and Associate and loans and advance given to them.

4.4 Application of interpretation for Service Concession Arrangements (SCA)

Management has assessed applicability of Appendix C of Indian Accounting Standards 115: Service Concession Arrangements for the power purchase agreement which the company has entered into. In assessing the applicability of SCA, the management has exercised significant judgement in relation to the underlying ownership of the assets, the attached risks and rewards of ownership, residual interest and the fact that secondary lease periods are not at nominal lease rentals etc. in concluding that the arrangements don't

meet the criteria for recognition as service concession arrangements.

4.5 Employee Benefits - Defined benefit obligation (DBO)

Management's estimate of the DBO is based on a number of critical underlying assumptions such as standard rates of inflation, medical cost trends, mortality, discount rate and anticipation of future salary increases. Variation in these assumptions may significantly impact the DBO amount and the annual defined benefit expenses.

4.6 Events after the Reporting Period

Adjusting events are events that provide further evidence of conditions that existed at the end of the reporting period. The financial statements are adjusted for such events before authorization for issue.

Non-adjusting events are events that are indicative of conditions that arose after the end of the reporting period. Non-adjusting events after the reporting date are not accounted, but disclosed if material.

Notes forming part of Standalone Financial Statements for the year ended 31 March, 2020

(All amounts are in Indian Rupees in Lakhs unless otherwise stated)

5. Property, plant and equipment

Particulars	Tangible Assets						Intangible Assets	
	Owned Assets			Leasehold Improvements	Right of use assets	Total Property, plant and equipment (5a)	Owned Assets	
	Furniture and Fixtures	Vehicles	Office equipments				Computers	Software
Gross Carrying Amount								
As at April 1, 2018	48.42	4.65	16.28	4.54	29.67	-	5.04	5.04
Additions	0.35	-	0.55	-	-	-	-	-
Less: Disposals/Transfers	-	-	-	-	-	-	-	-
Gross carrying amount as at March 31, 2019	48.77	4.65	16.83	4.54	29.67	-	5.04	5.04
Additions	-	-	-	-	-	-	10.00	10.00
Impact on account of adoption of Ind AS 116, Leases (refer note- 44)	-	-	-	-	-	130.16	-	-
Disposals/transfers	-	-	-	-	-	-	-	-
Closing Gross Carrying Amount as at March 31, 2020	48.77	4.65	16.83	4.54	29.67	130.16	15.04	15.04
Accumulated Depreciation/ Amortization								
Balance at April 1, 2018	48.22	4.65	15.91	3.93	29.67	-	5.04	5.04
Depreciation/ Amortisation charge during the year	0.45	-	0.47	0.22	-	-	-	-
Less: Disposals/transfers	-	-	-	-	-	-	-	-
Balance as at March 31, 2019	48.67	4.65	16.38	4.15	29.67	-	5.04	5.04
Depreciation/ Amortisation charge during the year	0.06	-	0.21	0.22	-	82.20	0.76	0.76
Less: Disposals/transfers	-	-	-	-	-	-	-	-
Closing Balance as at March 31, 2020	48.73	4.65	16.59	4.37	29.67	82.20	5.80	5.80
Net Carrying Amount as at March 31, 2019	0.10	-	0.45	0.39	-	-	-	-
Net Carrying Amount as at March 31, 2020	0.04	-	0.24	0.17	-	47.95	9.24	9.24

Notes forming part of Standalone Financial Statements for the year ended 31 March, 2020

(All amounts are in Indian Rupees in Lakhs unless otherwise stated)

Notes

5.1 All the above assets are owned by the Company, other than the Right of use assets.

5.2 Depreciation, Amortisation and Impairment for the year comprises of the following:

Particulars	For the year ended 31 March, 2020	For the year ended 31 March, 2019
a) Depreciation / Amortization		
- Continuing Operations		
- Owned assets	1.25	1.14
- Right of Use Assets	82.20	-
Total	83.45	1.14

Note 6 : Non Current Investments

Particulars	Face Value Per Share (Rupees, unless otherwise stated)	As at March 31, 2020		As at 31 March, 2019	
		Amount	Number of Shares	Amount	Number of Shares
Investments - (Unquoted, fully paid up)					
Investment in Equity Shares of Subsidiaries:					
(a) Beta Wind Farm Private Limited % \$ (Refer note - 6.2)	10	4,935.58	26,124,534	4,935.58	26,124,534
(b) Gamma Green Power Private Limited \$	10	3,367.84	202,45,053	3,367.84	20,245,053
(c) Orient Green Power Europe BV &	EUR 1	3,355.48	5,433,000	3,355.48	5,433,000
(d) Bharath Wind Farm Limited # \$ &	10	5,044.90	71,709,279	5,044.90	71,709,279
(e) Statt Orient Energy Private Limited, Sri Lanka (Refer note - 6.5)	LKR 100	-	-	968.09	2,208,600
Investment in Equity Shares of Associate:					
(a) Pallavi Power and Mines Limited	100	720.00	720,000	720.00	720,000
Total - Equity Shares, Unquoted Deemed Equity as Investments		17,423.80		18,391.89	
Investments in deemed equity of subsidiaries (Refer Note 6.3 and 6.4)		53,367.29		53,367.29	
		53,367.29		53,367.29	
Less: Provision for Diminution in Value of Investments		(4,019.23)		(4,094.62)	
Total Investment value		66,771.86		67,664.56	

Includes 35,674,285 shares gifted by Orient Green Power Pte. Singapore.

% Covered by a non disposal undertaking given to lenders.

\$ All Shares have been pledged with lenders, for loans obtained by the subsidiaries.

& These subsidiaries are wholly owned subsidiaries of the Company.

Notes forming part of Standalone Financial Statements for the year ended 31 March, 2020

(All amounts are in Indian Rupees in Lakhs unless otherwise stated)

Notes :

- 6.1 Considering accumulated losses in one of the subsidiaries viz. Beta Wind Farm Private Limited, the company has during the year tested the Investments of ₹57,163.08 lakhs in Equity instruments and Loan of ₹34,195.80 lakhs for impairment/ credit losses. Such testing which was carried out on the basis of net present value of projected cash flows of the subsidiary approved by the management of the company did not reveal any losses. The impairment testing shall be reviewed by the company on an annual basis or at shorter intervals if the situation so warrants.
- 6.2 The amount of ₹53,367.29 lakhs (As at 31 March, 2019 ₹53,367.29 lakhs) shown as Investment in deemed equity in respect of subsidiaries towards fair value of interest free/ subsidized loans and investments in 6% Cumulative Redeemable Preference shares.
- 6.3 The company had invested ₹86,423.30 Lakhs in Cumulative Redeemable Preference Shares issued by its subsidiary Beta Wind Farm Private Limited (Beta). In accordance with Ind AS 109, "Financial Instruments" the said investments in Preference shares has been treated as a loan given by the parent and accordingly is carried at amortised cost. The difference between the amount invested and the net present value is accounted as Investment in nature of Equity.
- 6.4 Categorisation of Investments - as per Ind AS 109 Classification

Particulars	As at March 31, 2020	As at 31 March, 2019
Financial Assets measured at cost	66,771.86	67,664.56

- 6.5 During the year the company decided to dispose one of its subsidiaries viz., Statt Orient Energy Private Limited(SOEPL) domiciled in Srilanka. Accordingly, the investment in SOEPL and advance for subscription towards equity shares are classified under Assets held for sale. Considering the estimated realizable proceeds from the disposal, an impairment of ₹792.70 lakhs is recognized under discontinued operations.

Note 7 : Loans- Non current

Particulars	As at 31 March, 2020	As at 31 March, 2019
(a) Loans Receivables considered good - Secured	-	-
(b) Loans Receivables considered good - Unsecured (Refer Note 7.1 below)	36,111.68	36,344.57
(c) Loans Receivables which have significant increase in Credit Risk	-	-
(d) Loans Receivables - credit impaired (Refer Note 7.2 & 7.3 below)	6,614.80	6,605.39
Less: Impairment Allowance	(6,614.80)	(6,605.39)
Total	36,111.68	36,344.57

Notes:

- 7.1 The company had invested ₹86,423.30 Lakhs(including premium of ₹40,937.35 Lakhs) in 454,859,455 6% Cumulative Redeemable Preference Shares issued by its subsidiary Beta Wind Farm Private Limited (Beta). In accordance with Ind AS 109, "Financial Instruments" the said investments in Preference shares has been treated as a loan given by the parent and accordingly is carried at amortised cost. The difference of ₹52,227.50 Lakhs between the amount invested and the net present value of ₹34,195.80 Lakhs is accounted as Investment in nature of Equity. The Net Present value of ₹34,195.80 lakhs is treated as loan to Beta. In view of accumulated losses of Beta, considering the provisions of Companies Act, 2013 and the agreement Beta has with its consortium bankers, no dividend has been declared by Beta so far and hence on a prudent basis, no income has been accrued on this amount.

Notes forming part of Standalone Financial Statements for the year ended 31 March, 2020

(All amounts are in Indian Rupees in Lakhs unless otherwise stated)

7.2 The amounts disclosed includes Advance subscription towards equity shares in subsidiaries for which allotment of equity shares in favour of the Company has not yet been completed. The details of the same as at the year end are as follows:

Particulars	As at 31 March, 2020	As at 31 March, 2019
(a) Statt Orient Energy Private Limited, Srilanka (Refer note 6.5)	-	75.46
Total	-	75.46

7.3 The amount disclosed as credit impaired represent amounts paid to Orient Green Power (Europe) BV (subsidiary), Pallavi Power and Mines Limited (Associate), Sanjog Sugars and Eco Power Private Limited, Statt Agra Ventures Private Limited, Statt Green Power Private Limited and Shriram Auto Finance Limited.

Note 8: Other Financial Assets- Non Current

Particulars	As at March 31, 2020	As at 31 March, 2019
Unsecured, Considered good unless otherwise stated		
(a) Security Deposits	98.69	114.02
(b) Interest Receivable on Loan to Related Parties - credit impaired	2,299.00	2,107.21
Less: Impairment allowance	(2,299.00)	(1,642.57)
(c) Others	-	60.79
Total	98.69	639.45

Note 9 : Non-Current Tax Assets

Particulars	As at March 31, 2020	As at 31 March, 2019
(a) Advance Income Tax (Net of Provisions)	240.91	350.43
Total	240.91	350.43

Note 10 : Other Non-Current Assets

Particulars	As at March 31, 2020	As at 31 March, 2019
(a) Unamortized upfront fee	19.40	24.47
(b) Others		
- Balance held as margin money with banks	105.80	44.83
Total	125.20	69.30

Notes forming part of Standalone Financial Statements for the year ended 31 March, 2020

(All amounts are in Indian Rupees in Lakhs unless otherwise stated)

Note 11 : Current Investments

Particulars	Face Value Per Share	As at 31 March, 2020		As at 31 March, 2019	
		Amount	Number of Shares	Amount	Number of Shares
Investments - Unquoted, fully paid up					
Investment in Equity Shares of Subsidiaries					
(a) Orient Green Power (Maharashtra) Private Limited (Refer Note 11.2)	10.00	1,900.00	19,000,000	1,900.00	19,000,000
Less: Payable towards investments		(1,900.00)		(1,900.00)	
Investment in Equity Shares of Other entity					
(a) Sanjog Sugars and Eco Power Private Limited (Refer Note 11.1)	10.00	-	-	944.36	918,954
(b) Investments in Deemed Equity		-	-	212.98	
Less: Provision for Diminution in value of Investments		-	-	(1,157.34)	
Total		-	-	-	

Notes:

11.1 The Investment/ Borrowing Committee of the Board of Directors of the Company, at their meeting held on 17 November, 2015 has approved the sale of the Company's stake in Sanjog Sugars and Eco Private Limited. The Company has entered into a Memorandum of Understanding dated November 17, 2015 and Share Purchase Agreement to Sell dated June 30, 2016 ("Agreements") with Soorya Eco Power Pvt Ltd ("buyer") with respect to 84% shares held by the Company in Sanjog Sugars and Eco Power Private Limited ("SSEPPL"). Consequent to these Agreements, the investments have been classified as current. During the year ended March 31, 2020, the Company transferred 918,954 shares to the buyer. With the said transfer during the current year, the entire stake in SSEPPL is disinvested. The investment was adequately provided in earlier years, accordingly this disinvestment does not result in any profit/loss during the current year.

11.2 During the year ended 31 March 2018, the Company has been allotted shares worth ₹1,899.98 lakhs in M/s. Orient Green Power (Maharashtra) Private Limited for consideration other than in cash towards the proposed slump sale of the company's 20MW Biomass undertaking located at Kolhapur, Maharashtra. However, during the year ended 31 March 2020, the Board of directors of the Company proposed the merger of M/s. Orient Green Power (Maharashtra) Private Limited with the Company. Accordingly, the consideration payable has been adjusted against the carrying value of investment. (also refer note - 48)

Note 12: Trade Receivables

Particulars	As at 31 March, 2020	As at 31 March, 2019
(a) Trade Receivables considered good - Secured	-	-
(b) Trade Receivables considered good - Unsecured (Refer 12.4 below)	2,476.28	52.42
(c) Trade Receivables which have significant increase in Credit Risk	-	-
(d) Trade Receivables - credit impaired	111.27	58.72
Less: Allowances for credit losses	(111.27)	(58.72)
Total	2,476.28	52.42

Note:

12.1 The average credit period for trade receivables is 45 days.

Notes forming part of Standalone Financial Statements for the year ended 31 March, 2020

(All amounts are in Indian Rupees in Lakhs unless otherwise stated)

12.2 Ageing of receivables

Particulars	As at 31 March, 2020	As at 31 March, 2019
> Within the credit period	2,476.28	-
> 1-30 days past due	-	-
> 31-60 days past due	-	-
> 61-90 days past due	-	-
> More than 90 days past due	111.27	111.14
Total	2,587.55	111.14

12.3 Allowances for credit losses

Particulars	As at 31 March, 2020	As at 31 March, 2019
Balance at beginning of the year	(58.72)	-
Add : Allowance for credit risk	(52.55)	(58.72)
Balance at end of the year	(111.27)	(58.72)

12.4 ₹2,476.28 lakhs represents the receivable from Madhya Pradesh Power Management Company Limited(MPPMCL) towards fixed charges reimbursement. The company expects to receive the amounts in due course and no impairment is required in this regard. (also refer note - 32)

Note 13 : Cash and cash equivalents

Particulars	As at 31 March, 2020	As at 31 March, 2019
A. Cash and Cash Equivalents		
(a) Cash on hand	-	0.06
(b) Balances with banks		
(i) In current accounts	41.81	2.62
(ii) In foreign currency accounts	0.17	0.18
(iii) In deposit accounts	-	15.00
Cash and Cash Equivalents (A)	41.98	17.86
B. Other Bank Balances	-	-
Total (A +B)	41.98	17.86

Note 14: Other Financial Asset (Current)

Particulars	As at 31 March, 2020	As at 31 March, 2019
(a) Unbilled Revenue	64.41	-
(b) Receivable from disposal of assets (Refer note 16.2)	3,612.88	-
Total	3,677.29	-

Notes forming part of Standalone Financial Statements for the year ended 31 March, 2020

(All amounts are in Indian Rupees in Lakhs unless otherwise stated)

Note 15: Other Current Assets

Particulars	As at 31 March, 2020	As at 31 March, 2019
(a) Prepaid Expenses	470.50	212.24
(b) Others	50.62	48.43
Total	521.12	260.67

Note 16: Assets Held for Sale

Particulars	As at 31 March, 2020	As at 31 March, 2019
(a) Land (Refer Note 16.1 & 16.2)	177.01	341.88
(b) Building (Refer Note 16.2)	-	745.88
(c) Plant & Equipment (Refer Note 16.2)	-	4,051.48
(d) Investments, Loans and Advances and Interest receivable (Refer Note. 16.2, 16.3 and 6.5)	6,395.54	5,589.57
(e) Other Assets (Refer Note 16.2)	299.63	402.75
	6,872.18	11,131.56
Less: Impairment recognized to arrive at Net Realizable Value	(6,579.40)	(6,165.71)
Total	292.78	4,965.85

- 16.1 The Company intends to dispose land acquired for development of Energy plantation. Considering the market value, impairment has been recognized as and when the situation warrants. Accordingly, an impairment of ₹76.72 lakhs (previous year - ₹70.00 lakhs) has been recognized during the year. The Company is in negotiation with some potential buyers and expects that the fair value less costs to sell the land will be higher than the net carrying value.
- 16.2 The Board of Directors approved the sale of one Biomass power undertaking located at Sookri Village, Narasinghpur District, Madhya Pradesh and investments in its subsidiary Biobijlee Green Power Limited to its promoter company M/s. SVL Ltd. and/or its subsidiaries/ associates. During the year ended March 31, 2018, the shareholders of the Company approved the said disinvestment. The transfer of biomass power undertaking located at Sookri village, Narasinghpur district, Madhya Pradesh under a slump sale as a going concern has been completed during the year. The loan obligations with State Bank of India aggregating to ₹1,398.76 lakhs is settled under a settlement scheme at ₹1,000.00 lakhs. This resulted in gain of ₹398.76 lakhs during the year. Subsequent to the completion of slump sale, the company disposed aforementioned Biobijlee Green Power Limited to M/s. Janati Biopower Private Limited. The sales consideration of ₹3,609.74 lakhs is expected to be realized in near future and there would be no expected credit loss in view of the comfort letter given by SVL Limited (the promoter company).
- 16.3 The Board of directors of the Company in its meeting held on January 24, 2018 accorded its approval to dispose the investments in one of its subsidiaries, viz., Amrit Environmental Technologies Private Limited (AETPL), subject to approvals from secured creditors and other regulators. Accordingly, the company transferred 26% of the shares in AETPL during the previous year. During the previous year, an impairment of ₹516.30 lakhs has been recognized towards the loans granted.
- 16.4 The liabilities directly associated with assets held for sale have been identified by the management under Note 29.

Notes forming part of Standalone Financial Statements for the year ended 31 March, 2020

(All amounts are in Indian Rupees in Lakhs unless otherwise stated)

Note 17 : Share Capital

Particulars	As at 31 March, 2020		As at 31 March, 2019	
	Number of Shares	Amount in lakhs	Number of Shares	Amount in lakhs
(a) Authorised Equity shares of ₹10 each with voting rights	800,000,000	80,000.00	800,000,000	80,000.00
(b) Issued Equity shares of ₹10 each with voting rights	750,723,977	75,072.40	750,723,977	75,072.40
(c) Subscribed and fully paid up Equity shares of ₹10 each with voting rights	750,723,977	75,072.40	750,723,977	75,072.40
Total	750,723,977	75,072.40	750,723,977	75,072.40

Note:

17.1 Reconciliation of the number of shares and amount outstanding at the beginning and at the end of the reporting period:

Particulars	Opening Balance	Fresh issue	Closing Balance
Equity shares with voting rights Year ended 31 March, 2020			
- Number of shares	750,723,977	-	750,723,977
- Amount (₹ In lakhs)	75,072.40	-	75,072.40
Year ended 31 March, 2019			
- Number of shares	750,723,977	-	750,723,977
- Amount (₹ In lakhs)	75,072.40	-	75,072.40

17.2 Terms and Rights attached to equity shares

- The company has only one class of equity shares having a par value of ₹10 each. Each shareholder of equity shares is entitled to one vote per share."
- In the event of liquidation, the equity shareholders will be entitled to receive the remaining assets of the company, after distribution of all preferential amounts, in proportion to shareholding.

17.3 Details of shares held by each shareholder holding more than 5% shares:

Class of shares / Name of shareholder	As at 31 March, 2020		As at 31 March, 2019	
	Number of shares held	% holding in that class of shares	Number of shares held	% holding in that class of shares
Equity shares with voting rights				
(a) Janati Bio Power Private Limited (Refer note-17.6 below)	365,411,114	48.67%	34,340,659	4.57%
(b) SVL Limited	5,000	negligible	262,404,137	34.95%

Notes forming part of Standalone Financial Statements for the year ended 31 March, 2020

(All amounts are in Indian Rupees in Lakhs unless otherwise stated)

17.4 Aggregate Number and Class of Shares- allotted as Fully paid up Bonus shares (or) issued for consideration other than cash (or) shares bought back for the Period of 5 Years Immediately Preceding the Balance Sheet Date - Nil.

17.5 Shares reserved for issue under options and contracts or commitments for the sale of shares or disinvestment, including the terms and amounts - Nil.

17.6 In November 2019, M/s. Janati Bio power private Limited, one of the promoter company acquired 331,070,455 equity shares of the company from other promoter companies namely, SVL Limited, Nivedanda Power Private Limited and Syandana Energy Private Limited. The acquisition has been made as inter-se transfer through an internal arrangement through off-market transactions among the promoter companies. M/s. Janati Bio Power Private Limited informed the stock exchanges as required under regulation 10(5) SEBI (Substantial Acquisition of Shares and Takeovers) Regulations, 2011.

17.7 During the year, the Board of directors of the company proposed a scheme of arrangement which include reduction of equity share capital. For further details, refer note 49.

Note 18: Other Equity

Particulars	As at 31 March, 2020	As at 31 March, 2019
Reserves and Surplus		
(a) Securities premium account	80,203.31	80,203.31
(b) Retained earnings	(78,890.20)	(81,703.35)
Other Comprehensive Income		
(c) Remeasurement of defined benefit plans	(3.23)	(13.85)
Total	1,309.88	(1,513.89)

18.1 Movement in the Reserves for the year has been presented under

Particulars	As at 31 March, 2020	As at 31 March, 2019
(a) Securities premium account		
Opening balance	80,203.31	80,203.31
Add : Premium on securities issued during the year	-	-
Closing balance	80,203.31	80,203.31
(b) Retained earnings		
Opening balance	(81,703.35)	(81,054.28)
Add: Profit/(Loss) for the year	2,933.45	(649.07)
Add: Impact on adoption of IND AS 116 (Refer note 44)	(120.30)	-
Closing balance	(78,890.20)	(81,703.35)
(c) Remeasurement of Defined benefit plans		
Opening balance	(13.85)	(12.17)
Add: Additions during the year	10.62	(1.68)
Less: Reversed during the year	-	-
Closing balance	(3.23)	(13.85)
Total	1,309.88	(1,513.89)

Notes forming part of Standalone Financial Statements for the year ended 31 March, 2020

(All amounts are in Indian Rupees in Lakhs unless otherwise stated)

Note 19 : Financial Liabilities -Borrowings

Particulars	As at 31 March, 2020	As at 31 March, 2019
(a) Term loans		
From Banks - Secured	3,250.08	3,725.08
(b) Loans taken from related parties- Unsecured	20,037.38	21,553.47
Total	23,287.46	25,278.55

19.1 The company has been generally regular in the repayment of dues and interest corresponding to the above loan.

19.2 For the current maturities of Long term debt, refer items (a) and (b) in "Other financial liabilities (current)" in Note 26.

Note 19.3 :

(i) Details of terms of repayment and security provided in respect of the secured long-term borrowings from banks:

Particulars	Terms of Repayment and Security	Total Amount outstanding		Amount repayable within one year classified as Other current liabilities (Refer Note 26)		Amount disclosed as Long Term Borrowings (Refer Note 19)	
		As at 31 March, 2020	As at 31 March, 2019	As at 31 March, 2020	As at 31 March, 2019	As at 31 March, 2020	As at 31 March, 2019
Yes Bank Ltd	Repayable in 39 quarterly installments commencing from December 2016 & ending June 2026 The loan outstanding is secured by a First Charge on the Fixed Assets, movable Fixed assets and current assets of 28.725 MW Project owned by Clarion Wind Farm Private Limited, subsidiary of the Company. Further, the loan is secured by extension of charge on assets of PSR Green Power Projects Private Limited (PSR Green) and Shriram Non Conventional Energy Limited (SNCEL), erstwhile subsidiaries of the Company and 135 lakh shares of OGPL held by Theta Management Consultancy Services Private Limited(a Related Party (Refer Note 43)). Interest Rates - 11.4%. As at 31 March 2019- 11.15%.	3,389.08	4,019.08	139.00	294.00	3,250.08	3,725.08
Total - Term loans from Banks		3,389.08	4,019.08	139.00	294.00	3,250.08	3,725.08

Notes forming part of Standalone Financial Statements for the year ended 31 March, 2020

(All amounts are in Indian Rupees in Lakhs unless otherwise stated)

(ii) Details of terms of repayment and other terms in respect of the unsecured long-term borrowings from Related Parties:

Particulars	Terms of repayment and other terms	Total Amount outstanding		Amount repayable within one year classified as Other current liabilities (Refer Note 26)		Amount disclosed as Long Term Borrowings (Refer Note 19)	
		As at 31 March, 2020	As at 31 March, 2019	As at 31 March, 2020	As at 31 March, 2019	As at 31 March, 2020	As at 31 March, 2019
Term Loan from SVL Limited (Formerly Shriram Industrial Holdings Limited)	As per the terms of the loan agreement, as amended in financial year 2014-15, 2018-19, 2019-20 the loan including interest shall be repaid in one or more instalments commencing on or after 1 April 2015 and shall be repaid before 31 March 2022, with an option to rollover as agreed by the parties. Considering the nature of this loan, the amount outstanding has been classified as non current. Interest -for current year - Nil (As at 31 March 2019- Nil) p.a. simple interest. (Also Refer note - 31.1)	9,956.36	21,553.47	-	-	9,956.36	21,553.47
Term Loan from Bharath Wind Farm Limited	As per the terms of the loan agreement, the loan including interest shall be repaid in one or more instalments before 31 March 2024, Interest for current year - 10.5% p.a. (As at 31 March 2019- Not applicable) simple interest.	8,908.46	-	-	-	8,908.46	-
Term Loan from Beta Wind Farm Private Limited	As per the terms of the loan agreement, the loan including interest shall be repaid in one or more instalments before 31 March 2024, Interest for current year -10.5% (As at 31 March 2019- Not applicable) p.a. simple interest.	1,172.56	-	-	-	1,172.56	-
Total - Term loan from Related Parties		20,037.38	21,553.47	-	-	20,037.38	21,553.47
Total Borrowings		23,426.46	25,572.55	139.00	294.00	23,287.46	25,278.55

Notes forming part of Standalone Financial Statements for the year ended 31 March, 2020

(All amounts are in Indian Rupees in Lakhs unless otherwise stated)

Note 20 : Other Financial Liabilities (Non Current)

Particulars	As at 31 March, 2020	As at 31 March, 2019
Interest payable on loans from Related parties	8,493.48	8,446.81
Total	8,493.48	8,446.81

Note 21 : Long-term provisions

Particulars	As at 31 March, 2020	As at 31 March, 2019
(a) Provision for employee benefits:		
(i) Provision for compensated absences	23.70	28.28
(ii) Provision for gratuity	23.80	38.46
Total	47.50	66.74

Note 22 : Deferred Tax Liability

Particulars	As at 31 March, 2020	As at 31 March, 2019
Tax effect of items constituting deferred tax liability		
Deferred tax Liabilities	-	-
Deferred tax Assets (Recognised to the extent of Deferred tax liabilities) (Refer Note 22.1)	-	-
Net deferred tax (liability) / asset	-	-

22.1 In accordance with the accounting policy adopted by the company, the Deferred tax asset mainly arising on unabsorbed business losses/depreciation has not been recognised in these financial statements in the absence of reasonable certainty supported by appropriate evidence regarding availability of future taxable income against which such deferred tax assets can be realised.

Note 23: Other Non-current Liabilities

Particulars	As at 31 March, 2020	As at 31 March, 2019
Deferred revenue arising from Government grant	-	70.17
Total	-	70.17

23.1 The Deferred Revenue is recognized from Capital Subsidy received from Ministry of New & Renewable Energy. During the year, the Company having transferred the 10MW Biomass undertaking under a slump sale agreement and accordingly written back ₹70.17 lakhs of grant to income on complying with the terms of the grant.

Note 24: Short term borrowings

Particulars	As at 31 March, 2020	As at 31 March, 2019
Inter corporate deposits - Unsecured	350.00	-
Total	350.00	-

24.1. During the year, the company borrowed ₹735.00 lakhs through inter corporate deposits at an interest rate of 12% per annum for its working capital requirements. The company repaid ₹385.00 lakhs during the year.

Notes forming part of Standalone Financial Statements for the year ended 31 March, 2020

(All amounts are in Indian Rupees in Lakhs unless otherwise stated)

Note 25: Trade payables

Particulars	As at 31 March, 2020	As at 31 March, 2019
Total outstanding dues of micro enterprises and small enterprises (Refer Note 25.1)	-	-
Total outstanding dues of creditors other than micro enterprises and small enterprises	1,114.25	653.06
Total	1,114.25	653.06

25.1 As at 31 March, 2020 and 31 March, 2019 based on and to the extent of information available with the Company regarding the registration of suppliers as Micro and Small Enterprises under the Micro, Small and Medium Enterprises Development Act, 2006, there are no amounts outstanding in respect of these suppliers.

Note 26: Other Financial Liabilities (Current)

Particulars	As at 31 March, 2020	As at 31 March, 2019
(a) Current maturities of long-term debt	139.00	294.00
(b) Interest accrued and not due on Long term borrowings	32.81	38.06
(c) Interest accrued and due on short term borrowings	10.02	-
(d) Lease Liabilities (Refer note 44)	97.87	-
(e) Others	250.00	250.00
Total	529.70	582.06

Note:

26.1 The Current maturities and the interest accrued for the year ended 31 March 2020 reflects the amounts pertaining to the Continuing Operations of the Company. There have been certain defaults in repayment of long term loans pertaining to discontinued operations. (Refer Note 29.4)

Note 27: Provisions (short term)

Particulars	As at 31 March, 2020	As at 31 March, 2019
(a) Provision for employee benefits:		
(i) Provision for compensated absences	14.68	15.08
(ii) Provision for gratuity	19.28	19.20
Total	33.96	34.28

Note 28: Other Current Liabilities

Particulars	As at 31 March, 2020	As at 31 March, 2019
(a) Statutory remittances	20.88	19.05
(b) Advances from customers	-	35.89
(c) Employee Benefits	13.19	13.46
Total	34.07	68.40

Note 29: Liabilities directly associated with assets held for sale

Particulars	As at 31 March, 2020	As at 31 March, 2019
(a) Trade payables (Refer Note 29.1)	92.73	171.88
(b) Advance received from Subsidiary (Refer Note 29.2)	-	90.72
(c) Borrowings including interest thereon	-	1,294.87
(d) Others	50.00	50.00
Total	142.73	1,607.47

Notes forming part of Standalone Financial Statements for the year ended 31 March, 2020

(All amounts are in Indian Rupees in Lakhs unless otherwise stated)

29.1 Trade payables include ₹92.73 lakhs towards Energy plantation land acquired by the company. Also, refer note 16 on Assets held for sale.

29.2 The advance is received from M/s. Biobijlee Green Power Limited, a wholly owned subsidiary of the Company towards the slumpsale of the Company's 10MW Biomass power undertaking located at Narasinghpur, Madhya pradesh. (Refer Note 16.2)

29.3 The Company has defaulted in repayment of Long term secured loans and interest thereof, the details of which are given below:

Particulars	As at March 31, 2020		As at 31 March, 2019	
	Period of default	Amount	Period of default	Amount
Term loans from banks: State Bank of India (SBI) Principal	Loan transferred by virtue of a slumpsale agreement in November 2019. (Refer Note 16.2)	-	April 2018 to March 2019	524.21
Interest (including overdue penal interest, where charged by the Bank)		-	June 2018 to March 2019	140.00
		-	April 2018 to March 2019	60.38
		-	April 2018 to June 2018	28.00
		-	July 2018 to September 2018	29.41
		-	October 2018 to December 2018	30.57
		-	January 2019 to March 2019	31.07
Total - Principal		-		664.21
Total - Interest		-		179.43
Grand Total		-		843.64

29.4 Details of Defaults repayment of long term borrowings:

There have been certain delays in the repayments of principal and interest amounts in respect of borrowings from Banks by the Company. However, the The loan obligations with State Bank of India aggregating to ₹1,398.76 lakhs (including cash credit of ₹488.23 lakhs and interest of ₹103.31 lakhs thereon) is transferred under a slumpsale agreement and is subsequently settled under a settlement scheme at ₹1,000.00 lakhs.

Note 30 : Revenue from Operations

Particulars	For the year ended 31 March, 2020	For the year ended 31 March, 2019
(a) Sale of Power	-	-
(b) Other operating revenues (Refer Note below)	2,839.24	102.01
Total	2,839.24	102.01

Other operating revenues comprises:	For the year ended 31 March, 2020	For the year ended 31 March, 2019
(i) Revenue from wind mill Operation and Maintenance services	2,839.24	102.01
Total	2,839.24	102.01

Notes forming part of Standalone Financial Statements for the year ended 31 March, 2020

(All amounts are in Indian Rupees in Lakhs unless otherwise stated)

30(a) Disaggregation of revenue from the transfer of goods and services over time and at a point in time in the following major product lines and geographical regions:

Particulars	For the year ended 31 March, 2020	For the year ended 31 March, 2019
Revenue from sale of Power		
- India	-	-
- Others	-	-
Revenue from Operation and Maintenance Service contracts and others		
- India	2,839.24	102.01
- Others	-	-
Total Revenue from Contracts with Customers	2,839.24	102.01
Revenue recognized from sale of power/services to		
- External Customers	-	-
- Related Parties	2,839.24	102.01
	2,839.24	102.01
Timing of Revenue Recognition		
- At a point in Time	-	-
- Over period of Time	2,839.24	102.01
Total Revenue from Contracts with Customers	2,839.24	102.01

Note 31 : Fair value gain on modification of loan

Particulars	For the year ended 31 March, 2020	For the year ended 31 March, 2019
Fair value gain on Modification of loan received from M/s. SVL Limited	-	3,005.89
Total	-	3,005.89

31.1. During the year ended March 31, 2019, the Company obtained a waiver of interest on the loan of ₹31,633.44 lakhs from M/s. SVL Limited w. e. f April 1, 2018 for the remaining tenure and as required by IND AS 109, the loan has been fair valued and gain of ₹3,005.89 lakhs has been accounted for during the year. The unwinding of fair value gain in the nature of interest expense of ₹3,005.89 lakhs has also been recognised during the year.

However, during the year, M/s. SVL Limited extended the loan period till March 31, 2022 and granted a waiver of interest only for the year 2019-20. Accordingly, no interest expenses and fair value gain thereon being recognized for the year, since the fair value gain and the interest expense would fully offset during the year and as such, the carrying value of the loan approximated the fair value. M/s. SVL Limited would review the continuance of waiver of the interest afresh in the year 2020-21.

Note 32 : Fixed Charges Reimbursement

Particulars	For the year ended 31 March, 2020	For the year ended 31 March, 2019
Fixed charges reimbursement received from Madhya Pradesh Power Management Company Limited (Refer note below)	4,577.94	-
Total	4,577.94	-

32.1. During 2016, the 10MW Biomass undertaking owned by the company located at Narasinghpur was not allowed to supply power as per the terms of power purchase agreement entered into with Madhya Pradesh Power Management Company Limited (MPPMCL). The Company along with Madhya Pradesh Biomass Energy Development Agency approached Appellate Tribunal for Electricity and Hon'ble Supreme Court of India. The Hon'ble Supreme court of India directed the MPPMCL to reimburse the fixed charges from 2016 along with interest at 15%. Accordingly, the company recognized the income.

Notes forming part of Standalone Financial Statements for the year ended 31 March, 2020

(All amounts are in Indian Rupees in Lakhs unless otherwise stated)

Note 33 : Other Income

Particulars	For the year ended 31 March, 2020	For the year ended 31 March, 2019
(a) Interest income (Refer Note 33.1 below)	197.76	1,082.90
(b) Net gain on foreign currency transactions and translation	157.45	-
(c) Other non-operating income (Refer Note 33.2 below)	708.00	1,297.78
Total	1,063.21	2,380.68

33.1 Interest Income

Particulars	For the year ended 31 March, 2020	For the year ended 31 March, 2019
Interest Income comprises:		
- Interest on Bank Deposits	12.14	9.60
- Interest on Loans to Subsidiaries	175.57	1,073.30
- Interest on fair valuation of financial assets	10.05	-
Total	197.76	1,082.90

33.2 Other Non-operating Income

Particulars	For the year ended 31 March, 2020	For the year ended 31 March, 2019
Other Non-operating Income comprises:		
- Income from subleasing right-of-use assets (also refer note 44)	205.00	176.74
- Management Services Fee from Subsidiaries	364.33	993.11
- Miscellaneous Income	138.67	126.24
- Profit on sale of assets	-	1.69
Total	708.00	1,297.78

Note 34 : Employee benefits expense

Particulars	For the year ended 31 March, 2020	For the year ended 31 March, 2019
(a) Salaries and wages	311.68	499.36
(b) Contributions to provident fund	15.42	27.72
(c) Gratuity expenses	9.11	8.87
(d) Staff welfare expenses	14.53	18.09
Total	350.74	554.04

Note 35 : Finance Costs

Particulars	For the year ended 31 March, 2020	For the year ended 31 March, 2019
(a) Interest expense on:		
(i) Borrowings from Banks	416.49	460.76
(ii) Short term borrowings	21.03	-
(iii) Lease liabilities	18.82	-
(iv) Borrowings from group companies	74.90	3,005.89
(b) Other borrowing costs	5.06	5.20
Total	536.30	3,471.85

Notes forming part of Standalone Financial Statements for the year ended 31 March, 2020

(All amounts are in Indian Rupees in Lakhs unless otherwise stated)

Note 36 : Other expenses

Particulars	For the year ended 31 March, 2020	For the year ended 31 March, 2019
(a) Rent*	0.66	151.74
(b) Water	3.69	1.36
(c) Sub contracting expense for Operations and maintenance services	2,782.92	100.01
(d) Repairs and Maintenance	25.87	59.39
(e) Insurance	3.39	5.06
(f) Rates and taxes	92.81	20.82
(g) Communication	9.94	8.16
(h) Travelling and conveyance	30.02	51.16
(i) Printing and stationery	6.95	8.94
(j) Sitting fees	5.45	5.85
(k) Business Promotion	2.01	2.33
(l) Legal and professional charges	104.28	213.29
(m) Payments to auditors (Refer Note 36.1)	30.00	30.00
(n) Net loss on foreign currency transactions and translation	-	71.59
(o) Electricity Charges	51.67	45.05
(p) Bank charges	0.59	0.59
(q) Miscellaneous expenses	13.51	69.79
(r) Provision for doubtful investments /receivables / interest on loans	250.26	38.84
Total	3,414.02	883.97

* Amount for the current year ended March 31, 2020 represents lease rentals for short term leases.

Note 36.1: Payments to the Auditors Comprises:

Particulars	For the year ended 31 March, 2020	For the year ended 31 March, 2019
As Statutory Auditors	30.00	30.00
Total	30.00	30.00

Note 37 : Segment Reporting

The primary reporting of the Company has been made on the basis of Business Segments. The Company has a single business segment as defined in Indian Accounting Standard (Ind AS) 108 on Segment Reporting, namely Generation of Power through Renewable Sources and Related services. Accordingly, the amounts appearing in these financial statements relate to this primary business segment.

Information about major Customers

Included in revenue from discontinuing operation of ₹ Nil (for financial year 2018-19- ₹ Nil). Operating Revenue from continuing operations arose from services to a subsidiary.

Note 38 : Contingent liabilities and Commitments

Note	Particulars	As at 31-Mar-2020	As at 31-Mar-2019
(i)	Contingent liabilities (net of provisions)		
	(a) Income Tax Demands against which the Company has gone on Appeal Note: The Company expects a favourable decision with respect to the above based on professional advice and, hence, no provision for the same has been made.	248.92	248.92
	(b) Corporate Guarantees provided for subsidiaries/step down subsidiaries/others (Refer Note 38.1 and 38.2 below)	229,328.00	229,178.00
(ii)	Commitments	Nil	Nil

Notes forming part of Standalone Financial Statements for the year ended 31 March, 2020

(All amounts are in Indian Rupees in Lakhs unless otherwise stated)

- 38.1 The corporate guarantees include ₹22,155.00 lakhs extended in favour of 8 biomass subsidiaries towards borrowings from various lenders. These subsidiaries were disposed to M/s. Janati Bio Power Private Limited (JBPPL) during the year ended March 31, 2018. JBPPL is in negotiation with the lenders for replacement of aforesaid corporate guarantees. In the meantime, JBPPL executed a counter corporate guarantee in favour of the Company indemnifying from all the losses/damages that may arise from default in loan repayments by aforesaid 8 biomass companies.
- 38.2 During the year, the company issued a corporate guarantee of ₹150.00 lakhs to M/s. Punjab National Bank towards an enhanced working capital facility for M/s. Sanjog Sugars and Eco Power Private Limited. (Also refer note 11.1)

Note 39 : Employee benefits**(I) Defined Contribution Plan**

Company's (employer's) contributions to Defined contribution plans, recognised as expenses in the Statement of profit and loss are:

Particulars	For the year ended 31 March, 2020	For the year ended 31 March, 2019
Provident Fund		
- Continuing Operations	15.42	27.72
- Discontinued Operations	1.24	4.02
Total	16.66	31.74

(II) Defined Benefit Plans:

The Company operates a gratuity plan covering qualifying employees. The benefit payable is the greater of the amount calculated as per the Payment of Gratuity Act, 1972 or the Company scheme applicable to the employee.

These plans typically expose the Company to actuarial risks such as: investment risk, interest rate risk, longevity risk and salary risk.

Investment risk	The present value of the defined benefit plan liability is calculated using a discount rate which is determined by reference to market yields at the end of the reporting period on government bonds. When there is a deep market for such bonds; if the return on plan asset is below this rate, it will create a plan deficit. Currently, for these plans, investments are made in government securities, debt instruments, Short term debt instruments, Equity instruments and Asset Backed, Trust Structured securities as per notification of Ministry of Finance.
Interest risk	A decrease in the bond interest rate will increase the plan liability; however, this will be partially offset by an increase in the return on the plan's investments.
Longevity risk	The present value of the defined benefit plan liability is calculated by reference to the best estimate of the mortality of plan participants both during and after their employment. An increase in the life expectancy of the plan participants will increase the plan's liability.
Salary risk	The present value of the defined benefit plan liability is calculated by reference to the future salaries of plan participants. As such, an increase in the salary of the plan participants will increase the plan's liability.

Apart from gratuity, no other post-retirement benefits are provided to these employees.

In respect of the above plans, the most recent actuarial valuation of the plan assets and the present value of the defined benefit obligation were carried out as at 31 March 2020 by a member firm of the Institute of Actuaries of India. The present value of the defined benefit obligation, and the related current service cost and past service cost, were measured using the projected unit credit method.

Notes forming part of Standalone Financial Statements for the year ended 31 March, 2020

(All amounts are in Indian Rupees in Lakhs unless otherwise stated)

(a) Amount recognised in the statement of profit & loss in respect of the defined benefit plan are as follows :

Particulars	For the year ended 31 March, 2020	For the year ended 31 March, 2019
Amounts recognised in statement of Profit & Loss in respect of these defined benefit plans are as follows:		
Service Cost		
- Current Service Cost	6.08	9.16
Net interest expense	3.04	1.49
Components of defined benefit costs recognised in profit or loss (A)	9.12	10.65
Remeasurement on the net defined benefit liability :		
Actuarial (gains)/ losses arising from demographic assumption changes	(0.29)	0.01
Actuarial (gains)/losses arising from changes in financial assumptions	1.10	(0.47)
Actuarial (gains)/losses arising form experience adjustments	(11.43)	2.14
Components of defined benefit costs recognised in other comprehensive income (B)	(10.62)	1.68
Total (A+B)	(1.50)	12.33

- (i) The current service cost and interest expense for the year are included in the "Employee Benefit Expenses" line item in the statement of profit & loss.
- (ii) The remeasurement of the net defined benefit liability is included in other comprehensive income.

(b) The amount included in the balance sheet arising from the entity's obligation in respect of defined benefit plan is as follows :

Particulars	As at 31 March, 2020	As at 31 March, 2019
I. Net Asset/(Liability) recognised in the Balance Sheet		
Present value of defined benefit obligation	43.08	57.66
Surplus/(Deficit)	(43.08)	(57.66)
Current portion of the above	(19.28)	(19.20)
Non current portion of the above	(23.80)	(38.46)

(c) Movement in the present value of the defined benefit obligation are as follows :

Particulars	For the year ended 31 March, 2020	For the year ended 31 March, 2019
Change in the obligation during the year ended		
Present value of defined benefit obligation at the beginning of the year	57.66	98.57
Expenses Recognised in Profit and Loss Account		
- Current Service Cost	6.08	9.16
- Interest Expense (Income)	3.04	1.49
Recognised in Other Comprehensive Income		
Remeasurement gains / (losses)		
- Actuarial Gain (Loss) arising from:		
i. Demographic Assumptions	(0.29)	0.01
i. Financial Assumptions	1.10	(0.47)
ii. Experience Adjustments	(11.43)	2.14
Benefit payments	(9.95)	(32.42)
Acquisitions/(Transfers)	(3.13)	(20.82)
Present value of defined benefit obligation at the end of the year	43.08	57.66

Notes forming part of Standalone Financial Statements for the year ended 31 March, 2020

(All amounts are in Indian Rupees in Lakhs unless otherwise stated)

d) The following Table gives the Funded Status and the amount recognised in the Balance Sheet for the Plan.

Particulars	For the year ended 31 March, 2020	For the year ended 31 March, 2019
Information Required Under Ind AS 19		
1. Projected benefit Obligation	43.08	57.66
2. Accumulated Benefits Obligation	40.98	50.81
3. Five Year Payouts		
2021	19.51	
2022	1.37	
2023	0.92	
2024	0.92	
2025	9.36	
Next 5 Years Payouts (6-10 Yrs)	15.96	
Contribution to be made in the next years	3.89	
Vested benefit Obligation as on 31-Mar-2020	39.18	

(e) The principal assumptions used for the purpose of actuarial valuation were as follows :

Particulars	As at 31 March, 2020	As at 31 March, 2019
Discount rate	6.54%	7.64%
Expected rate of salary increase	6.00%	6.00%
Withdrawal Rate	6.00%	6.00%
Mortality	IALM 2012-14(Ult)	IALM 2006-08(Ult)

(f) Significant actuarial assumptions for the determination of defined obligation are discount rate, expected salary increase rate and mortality. The sensitivity analysis below have been determined based on reasonably possible changes of the respective assumptions occurring at the end of the reporting period while holding all other assumptions constant :

Sensitivity Analysis	Discount rate		Salary Growth/ Increment rate		Attrition/ Withdrawal rate	
	2019-20	2018-19	2019-20	2018-19	2019-20	2018-19
Difference due to increase in rate by 1%	(1.06)	(2.23)	0.39	1.17	0.17	(0.10)
Difference due to decrease in rate by 1%	1.13	2.37	(0.38)	(1.15)	(0.17)	(0.01)

The sensitivity analysis presented above may not be representative of the actual change in the defined benefit obligations as it is unlikely that the change in assumptions would occur in isolation of one another as some of the assumptions may be correlated.

Furthermore , in presenting the above sensitivity analysis the present value of defined benefit obligation has been calculated using the projected unit credit method at the end of the reporting period which is the same as that applied in calculating the defined benefit obligation liability recognised in the balance sheet.

There is no change in the methods and assumptions used in preparing the sensitivity analysis from the prior years.

Experience Adjustments	For the year ended 31 March, 2020	For the year ended 31 March, 2019
Defined Benefit Obligation	43.08	57.66
Deficit	(43.08)	(57.66)
Experience adjustment on plan liabilities [Loss/(Gain)]	(11.43)	2.14

Notes forming part of Standalone Financial Statements for the year ended 31 March, 2020

(All amounts are in Indian Rupees in Lakhs unless otherwise stated)

40 Discontinued Operations

40.1 The Board of Directors approved the sale of one Biomass power undertaking located at Sookri Village, Narasinghpur District, Madhya Pradesh and investments in its subsidiary Biobijlee Green Power Limited to its promoter company M/s. SVL Ltd. and/or its subsidiaries/ associates. During the year ended March 31, 2018, the shareholders of the Company approved the said disinvestment.

The transfer of biomass power undertaking located at Sookri village, Narasinghpur district, Madhya Pradesh under a slump sale as a going concern has been completed during the year. The loan obligations with State Bank of India aggregating to ₹1,398.76 lakhs is settled under a settlement scheme at ₹1,000.00 lakhs. This resulted in gain of ₹398.76 lakhs during the year.

Subsequent to the completion of slump sale, the company disposed aforementioned Biobijlee Green Power Limited. The sales consideration of ₹3,609.74 lakhs is expected to be realized in near future and there would be no expected credit loss in view of the comfort letter given by SVL Limited (the promoter company).

40.2 During the year the company decided to dispose one of its subsidiaries viz., Statt Orient Energy Private Limited domiciled in Srilanka. Considering the estimated realizable proceeds from the disposal, an impairment of ₹792.70 lakhs is recognized under discontinued operations.

The financial details relating to the aforesaid business, included in the Standalone Audited Financial Statements are given below:

Particulars	For the year ended 31 March, 2020	For the year ended 31 March, 2019
Gain on disposal of shares in Amrit Environmental Technologies Private Limited (Refer Note below)	-	247.00
Gain on transfer of Narasinghpur unit under a slump sale agreement	398.76	-
Other Income	77.78	5.78
Total revenue (I)	476.54	252.78
Employee Benefits	17.61	70.77
Finance Costs	430.51	185.47
Other Expenses	62.70	638.92
Impairment recognized for diminution on investments and loans and advances	1,128.15	584.27
Total expenses (II)	1,638.97	1,479.43
Loss before tax from ordinary activities (I-II)	(1,162.43)	(1,226.65)
Tax expense	-	-
- on ordinary activities attributable to the discontinued operations	-	-
- on gain / (loss) on disposal of assets / settlement of liabilities	-	-
Loss from discontinued operations (after tax)	(1,162.43)	(1,226.65)

Note: During the previous year company sold 4,420,000 shares (26%) held in Amrit Environmental Technologies Private Limited for a consideration of ₹247.00 Lakhs resulting in a gain of similar amount since the carrying value of the investment was nil.

Notes forming part of Standalone Financial Statements for the year ended 31 March, 2020

(All amounts are in Indian Rupees in Lakhs unless otherwise stated)

- (i) The details of carrying amount of assets and liabilities relating to identified biomass undertaking, as proposed and determined for disinvestment, are given below:

Particulars	As at 31 March, 2020	As at 31 March, 2019
Non-current Assets		
Property, Plant and Equipment	-	-
Financial Assets		
(i) Investments	-	-
(ii) Loans	-	-
(iii) Other Financial Assets	-	3.96
Non Current Tax Assets (Net)	-	-
Other Non Current Assets	0.31	0.77
Total Non Current Assets	0.31	4.73
Current Assets		
Inventories	-	-
Financial Assets		
(i) Investments	-	-
(ii) Trade Receivables	-	-
(iii) Cash and Cash Equivalents	0.53	0.77
(iv) Bank balances other than (iii) above	-	-
(v) Other Financial Assets	3,609.74	-
Other Current Assets	15.49	20.25
Total Current Assets	3,625.76	21.02
Assets held for sale (Refer Note 16)	292.78	4,965.85
TOTAL ASSETS	3,918.85	4,991.60
LIABILITIES		
Non-current Liabilities		
Financial Liabilities		
(i) Borrowings	-	-
(ii) Other Financial Liabilities	-	-
Provisions	-	8.77
Other Non-current Liabilities	-	70.17
Total Non Current Liabilities	-	78.94
Current Liabilities		
Financial Liabilities		
(i) Borrowings	-	-
(ii) Trade Payables	326.61	8.49
(iii) Other Financial Liabilities	-	-
Provisions	-	0.82
Other Current Liabilities	-	0.20
Total Current Liabilities	326.61	9.51
Liabilities associated with assets held for sale (Refer Note 29)	142.73	1,607.47
TOTAL LIABILITIES	469.34	1,695.92

Notes forming part of Standalone Financial Statements for the year ended 31 March, 2020

(All amounts are in Indian Rupees in Lakhs unless otherwise stated)

(iii) The details of net cash flows attributable to the identified biomass undertaking are given below:

Particulars	For the year ended 31 March, 2020	For the year ended 31 March, 2019
Cash flows from Operating activities	(176.29)	(1.88)
Cash flows from Investing activities	-	1,608.27
Cash flows from Financing activities	-	(1,608.27)

41 Disclosure required as per regulations 34(3) of the SEBI (Listing obligations and disclosure requirements) regulations, 2015

Loans and advances in the nature of loans (gross of provisions) given to subsidiaries are given below.

Current year (2019-20)

Name of the party (Refer Notes below)	Relationship	Amount outstanding as at 31 March, 2020	Maximum amount outstanding during the year
Clarion Wind Farm Private Limited	Step Down Subsidiary	-	279.87
Amrit Environmental Technologies Private Limited	Subsidiary	2,174.61	2,551.23
Orient Green Power (Maharashtra) Private Limited	Wholly Owned Subsidiary	37.67	39.68
Orient Green Power Europe BV	Wholly Owned Subsidiary	2,271.12	2,271.12

Previous year (2018-19):

Name of the party (Refer Notes below)	Relationship	Amount outstanding as at 31 March, 2019	Maximum amount outstanding during the year
Bharath Wind Farm Limited	Wholly Owned Subsidiary	-	5,508.16
Clarion Wind Farm Private Limited	Step Down Subsidiary	279.87	1,336.99
Amrit Environmental Technologies Private Limited	Subsidiary	2,311.86	2,311.86
Gamma Green Power Private Limited	Subsidiary	-	5,653.84
Orient Green Power (Maharashtra) Private Limited	Wholly Owned Subsidiary	39.50	39.50
Orient Green Power Europe BV	Wholly Owned Subsidiary	2,148.01	2,318.16

Notes:

- The loans shall be repaid in one or more instalments not later than 31 March 2024 or such other time as the parties may mutually agree upon from time to time.
- As at 31 March 2020 and 31 March 2019, there are no parties, firms or companies in which directors are interested as defined under Section 184(2) of the Companies Act, 2013.
- The above disclosure has been made based on the actual transaction value without considering the fair valuation, based on the approval given by the Audit Committee.

Notes forming part of Standalone Financial Statements for the year ended 31 March, 2020

(All amounts are in Indian Rupees in Lakhs unless otherwise stated)

Note 42 (a) : Financial Instruments**(I) Capital Management**

The Company manages its capital to ensure that it is able to continue as going concern while maximising the return to the stakeholders through the optimisation of the debt and equity balance. The capital structure of the Company consists of Debt and total equity. The Company is not subject to any externally imposed capital requirement. In order to maintain the capital structure in consistent with others in the industry , the Company monitors capital on the basis of the following gearing ratio.

Gearing Ratio :

Particulars	As at 31 March 2020	As at 31 March 2019
Debt \$	32,312.77	34,057.42
Cash and Bank Balance (Refer Note 13)	(41.98)	(17.86)
Net Debt	32,270.79	34,039.56
Total Equity	76,382.28	73,558.51
Net Debt to equity ratio	42%	46%

\$ Debt refers to Long term borrowings including current maturities, Short term borrowings, interest accrued thereon on borrowings.

(II) Categories of Financial Instruments**(a) Financial Assets**

Particulars	As at 31 March 2020	As at 31 March 2019
Measured at cost (net of impairment)		
- Investments in equity instruments	66,871.86	67,664.56
Measured at amortised cost		
- Loans	36,111.68	36,344.57
- Other Financial Assets	-	525.43
- Security deposits	98.69	114.02
- Trade receivables	2,476.28	52.42
- Cash and Bank balance	41.98	17.86
- Other financial assets - Current	3,677.29	-

(b) Financial Liabilities :

Particulars	As at 31 March 2020	As at 31 March 2019
Measured at amortised cost		
- Borrowings	23,637.46	26,573.42
- Trade payables	1,206.98	824.94
- Other financial liabilities	9,023.18	9,028.87

(III) Financial Risk Management Framework

The Company manages financial risk relating to the operations through internal risk reports which analyse exposure by degree and magnitude of risk. These risks include market risk (including currency risk, interest rate risk and other price risk), credit risk and liquidity risk. The Company seeks to minimise the effects of these risks by using derivative financial instruments to hedge the risk exposures. The use of financial derivatives is governed by the Company's policies approved by the Audit Committee which provides written principles on foreign exchange risk, interest rate risk , credit risk , the use of financial derivatives and non derivative financial instruments and the investment in excess of liquidity. Compliance with policies and exposure limits is reviewed by the management on a continuous basis.

The Company does not enter into or trade financial instruments including derivative financial instruments for speculative purpose.

Notes forming part of Standalone Financial Statements for the year ended 31 March, 2020

(All amounts are in Indian Rupees in Lakhs unless otherwise stated)

(IV) Market Risk :

The Company's activities exposes it primarily to the financial risk of change in foreign currency exchange rates and interest rates. The Company enters into a derivative instruments to manage its exposure to foreign currency risk and interest rate risk including forward foreign exchange contracts to the hedge the exchange rate risk arising on account of borrowings (including interest payable).

(V) Foreign Currency Risk Management :

The Company undertakes transactions denominated in foreign currencies consequently, exposures to exchange rate fluctuations arises. Exchange rate exposures are managed within approved policy parameters utilising forward foreign exchange contracts.

The carrying amounts of the Company's foreign currency denominated monetary assets and monetary liabilities at the end of each reporting period are as follows :

Particulars	As at	Euro	INR	LKR	INR
Advance made	31-Mar-20	27.62	2,271.12	-	-
	31-Mar-19	27.62	2,148.01	-	-
Interest Receivable	31-Mar-20	7.98	656.44	-	-
	31-Mar-19	5.80	451.08	-	-
Balances with Bank	31-Mar-20	-	-	0.44	0.17
	31-Mar-19	-	-	0.45	0.18

Of the above foreign currency exposures, the following exposures are not hedged:

Particulars	As at	Euro	INR	LKR	INR
Advances made	31-Mar-20	27.62	2,271.12	-	-
	31-Mar-19	27.62	2,148.01	-	-
Interest Receivable	31-Mar-20	7.98	656.44	-	-
	31-Mar-19	5.80	451.08	-	-
Balances with Banks	31-Mar-20	-	-	0.44	0.17
	31-Mar-19	-	-	0.45	0.18

(VI) Foreign Currency sensitivity analysis :

The Company is mainly exposed to the currencies of Europe. Sensitivity of profit or loss arises mainly from Euro denominated receivables.

As per management's assessment of reasonable possible changes in the exchange rate of +/- 5% between EUR-INR currency pair, sensitivity of profit /(loss) only on outstanding foreign currency denominated monetary items at the period end is presented below:

EURO sensitivity at year end	2019-20	2018-19
Receivables:		
Weakening of INR by 5%	113.56	107.40
Strengthening of INR by 5%	(113.56)	(107.40)

Notes :

- In management's opinion, the sensitivity analysis is unrepresentative of the inherent foreign exchange risk because the exposure at the end of the reporting period does not reflect the exposure during the year.

Notes forming part of Standalone Financial Statements for the year ended 31 March, 2020

(All amounts are in Indian Rupees in Lakhs unless otherwise stated)

(VII) Liquidity Risk Management :

Ultimate responsibility for liquidity risk management rests with the board of directors, which has established an appropriate liquidity risk management framework for the management of the Company's short-, medium- and long-term funding and liquidity management requirements. The Company manages liquidity risk by maintaining adequate reserves, banking facilities and reserve borrowing facilities, by continuously monitoring forecast and actual cash flows, and by matching the maturity profiles of financial assets and liabilities.

Liquidity and Interest Risk Tables :

The following tables detail the Company's remaining contractual maturity for its non-derivative financial liabilities with agreed repayment periods. The tables have been drawn up based on the undiscounted cash flows of financial liabilities based on the earliest date on which the Company can be required to pay. The tables include both interest and principal cash flows.

Particulars	Weighted average interest rate	Less than 1 month	1-3 months	3 months to 1 year	1 to 5 years	5 years and above	TOTAL
	%	INR	INR	INR	INR	INR	INR
31 March 2020							
Non-interest bearing	NA	-	-	1,462.12	18,449.84	-	19,911.96
Fixed interest rate instruments	11.49%	-	-	531.83	13,131.02	200.08	13,862.93
Total		-	-	1,993.95	31,580.86	200.08	33,774.89
31 March 2019							
Non-interest bearing	NA	-	-	903.06	30,000.28	-	30,903.34
Fixed interest rate instruments	12.07%	-	85.00	247.14	2,850.00	875.00	4,057.14
Total		-	85.00	1,150.20	32,850.28	875.00	34,960.48

The following table details the Company's expected maturity for its non-derivative financial assets. The table has been drawn up based on the undiscounted contractual maturities of the financial assets including interest that will be earned on those assets. The inclusion of information on non-derivative financial assets is necessary in order to understand the Company's liquidity risk management as the liquidity is managed on a net asset and liability basis.

Particulars	Less than 1 month	1-3 months	3 months to 1 year	1 to 5 years	5 years and above	TOTAL
	INR	INR	INR	INR	INR	INR
31 March 2020						
Non-interest bearing	-	-	6,233.22	98.69	66,771.86	73,103.77
Fixed interest rate instruments	-	-	-	1,878.21	34,195.80	36,074.01
Total	-	-	6,233.22	1,976.90	100,967.66	109,177.78
31 March 2019						
Non-interest bearing	-	-	109.78	639.45	67,664.56	68,413.79
Fixed interest rate instruments	-	-	-	2,109.27	34,195.80	36,305.07
Total	-	-	109.78	2,748.72	101,860.36	104,718.86

The amounts included above for variable interest rate instruments for both non-derivative financial assets and liabilities is subject to change if changes in variable interest rates differ to those estimates of interest rates determined at the end of the reporting period.

Notes forming part of Standalone Financial Statements for the year ended 31 March, 2020

(All amounts are in Indian Rupees in Lakhs unless otherwise stated)

Note 42 (b) - Fair Value Measurement

(i) Fair value of financial assets and financial liabilities that are not measured at fair value :

The Company considers that the carrying amount of financial asset and financial liabilities recognised in the financial statements approximate the fair values.

Note: 43 Related Party Transactions

Details of Related Parties:

Description of Relationship	Names of Related Parties	
	2019-20	2018-19
Entities Exercising Significant Influence (EESI)	SVL Limited Janati Biopower Private Limited*	SVL Limited
Subsidiaries	Bharath Wind Farm Limited Gamma Green Power Private Limited Amrit Environmental Technologies Private Limited Beta Wind Farm Private Limited Orient Green Power (Europe), BV Statt Orient Energy Private Limited Orient Green Power (Maharashtra) Private Limited	Bharath Wind Farm Limited Gamma Green Power Private Limited Amrit Environmental Technologies Private Limited Beta Wind Farm Private Limited Orient Green Power (Europe), BV Statt Orient Energy Private Limited Orient Green Power (Maharashtra) Private Limited Biobijlee Green Power Limited #
Associates	Pallavi Power and Mines Limited	Pallavi Power and Mines Limited
Step down Subsidiaries	Clarion Wind Farm Private Limited VjetroElektranaCrnoBrdod.o.o, Croatia Orient Green Power Doo, Republic of Macedonia Beta Wind Farm (Andhra Pradesh) Private Limited	Clarion Wind Farm Private Limited VjetroElektranaCrnoBrdod.o.o, Croatia Orient Green Power Doo, Republic of Macedonia Beta Wind Farm (Andhra Pradesh) Private Limited
Key Management Personnel (KMP)	Mr.T Shivaraman, Vice Chairman Mr.Venkatachalam Sesha Ayyar, Managing Director Mr. K V Kasturi, Chief Financial Officer Mr. P Srinivasan, Company Secretary	Mr.T Shivaraman, Vice Chairman Mr.Venkatachalam Sesha Ayyar, Managing Director Mr. K V Kasturi, Chief Financial Officer Mr. P Srinivasan, Company Secretary
Company over which KMP exercises Significant Influence (Others)	Shriram EPC Limited Theta Management Consultancy Private Limited	Shriram EPC Limited Theta Management Consultancy Private Limited Janati Biopower Private Limited

- Refer note 16.2.

* - Refer note 17.6

Note: Related parties are as identified by the Management.

Notes forming part of Standalone Financial Statements for the year ended 31 March, 2020

(All amounts are in Indian Rupees in Lakhs unless otherwise stated)

Note: 43 Related Party Transactions (contd...)**Details of Related Party Transactions during the year ended 31 March, 2020 and balances outstanding as at 31 March, 2020 :**

Nature of Transaction	Related Parties	2019-20 In Rupees lakhs	2018-19 In Rupees lakhs
Income:			
Interest Received	Gamma Green Power Private Limited	-	350.45
	Bharath Wind Farm Limited	-	383.33
	Orient Green Power (Europe), BV	171.00	232.76
	Clarion Wind Farm Private Limited	4.57	106.76
Rental Income	Beta Wind Farm Private Limited	205.00	130.40
Reimbursements of expenses	Beta Wind Farm Private Limited	59.00	49.04
Windmill Operation and Maintenance services	Beta Wind Farm Private Limited	2,839.24	102.01
Management and consultancy Service Fees from Subsidiary	Beta Wind Farm Private Limited	364.33	993.11
Expenses:			
Other Expenses	Shriram EPC Limited	-	24.39
Reimbursements of expenses	Shriram EPC Limited	0.86	3.90
Loss on disposal of Biobijlee Green Power Limited	Janati Biopower Private Limited	3.40	-
Interest Paid	Bharath Wind Farm Limited	74.56	-
Interest Paid	Beta Wind Farm Private Limited	0.34	-
Interest Paid	SVL Limited	-	2,562.66
Interest Expense Waiver	SVL Limited	-	(2,562.66)
Remuneration to Key Managerial Personnel to Mr. Venkatachalam Sesha Ayyar (Refer note 43.2)	Salaries and Short-term employee benefits;	61.18	61.18
	Performance bonus	-	15.00
	Contribution to defined contribution plans	3.82	3.82
	Compensated absences and Gratuity provision	1.10	3.52
Remuneration to Key Managerial Personnel to Mr. K V Kasturi (refer note 43.4)	Salaries and Short-term employee benefits;	59.19	59.19
	Performance bonus	-	9.00
	Contribution to defined contribution plans	3.79	3.79
	Compensated absences and Gratuity provision	1.40	5.99
Remuneration to Key Managerial Personnel to Mr. P Srinivasan	Salaries and Short-term employee benefits;	39.53	37.65
	Contribution to defined contribution plans	2.50	2.38
	Compensated absences and Gratuity provision	1.02	3.79

Notes forming part of Standalone Financial Statements for the year ended 31 March, 2020

(All amounts are in Indian Rupees in Lakhs unless otherwise stated)

Nature of Transaction	Related Parties	2019-20 In Rupees lakhs	2018-19 In Rupees lakhs
Provisions made / (reversed) with respect to diminution in the value of investments / loans and advances / others(net)	Gamma Green Power Private Limited	-	(629.24)
	Amrit Environmental Technologies Private Limited	(232.59)	516.30
	Statt Orient Energy Private Limited	792.70	-
	Orient Green Power (Europe), BV	730.73	-
	Pallavi Power and Mines Limited	-	12.21
Others:			
FV Gain on Waiver of Interest	SVL Limited	-	3,005.89
FV Loss on Waiver of Interest	SVL Limited	-	(3,005.89)
Investments and (Disposals) Made(Also Refer Note 6 & Note 11)	Amrit Environmental Technologies Private Limited	-	(247.00)
Transfer of 10MW Biomass power underatking through a slumpsale Agreement	Biobijlee Green Power Limited	3,618.34	-
Sale of Investments in Biobijlee Green Power Limited	Janati Biopower Private Limited	1.60	-
Loans Made/Repaid / (Recovered/Received) - (Net)	Amrit Environmental Technologies Private Limited	(137.25)	516.30
	Beta Wind Farm Private Limited	(1,172.56)	-
	Bharath Wind Farm Limited	(8,954.80)	(5,298.74)
	Clarion Wind Farm Private Limited	(279.87)	(1,057.10)
	Gamma Green Power Private Limited	-	(2,439.98)
	Orient Green Power (Maharashtra) Private Limited	(1.83)	1.59
	Biobijlee Green Power Limited	-	0.90
	SVL Limited	11,597.12	10,079.97
Receivables - Loans / Advance Subscription to Equity Shares/Interest on Loans/others	Clarion Wind Farm Private Limited	-	293.44
	Amrit Environmental Technologies Private Limited	2174.61	2,432.90
	Janati Biopower Private Limited	1.60	-
	Biobijlee Green Power Limited	3,609.74	-
	Orient Green Power Europe BV	2,927.56	2,599.09
	Statt Orient Energy Private Limited	75.46	75.46
	Orient Green Power (Maharashtra) Private Limited	37.67	39.50
	Pallavi Power and Mines Limited	12.21	12.21
Provision carried as at the Balance Sheet Date towards diminution in the value of investments / doubtful loans and advances / others	Gamma Green Power Private Limited	(3,295.04)	(3,295.04)
	Amrit Environmental Technologies Private Limited	(5,351.99)	(5,584.57)
	Pallavi Power and Mines Limited	(736.39)	(736.39)
	Orient Green Power (Europe), BV	(730.72)	-
	Statt Orient Energy Private Limited	(943.55)	(150.85)

Notes forming part of Standalone Financial Statements for the year ended 31 March, 2020

(All amounts are in Indian Rupees in Lakhs unless otherwise stated)

Nature of Transaction	Related Parties	2019-20 In Rupees lakhs	2018-19 In Rupees lakhs
Liabilities as at the Balance Sheet Date:			
Payables	Shriram EPC Limited - Payable towards purchase of Fixed Asset & Others	1.41	25.15
	Biobijlee Green Power Limited (Refer Note 29.2)	-	90.72
	Beta Wind Farm Private Limited	1,172.90	35.89
	Bharath Wind Farm Limited	8,954.80	-
	SVL Limited - Long Term Borrowings	18,403.17	30,000.28
Guarantees:			
Corporate Guarantees Given	Beta Wind Farm Private Limited	153,228.00	153,228.00
	Gamma Green Power Private Limited	18,000.00	18,000.00
	Clarion Wind Farm Private Limited	10,000.00	10,000.00
	VjetroElektranaCrnoBrdod.o.o, Croatia	7,500.00	7,500.00
	Bharath Wind Farm Limited	3,957.00	3,957.00
	Amrit Environmental Technologies Private Limited	3,900.00	3,900.00
	Pallavi Power and Mines Limited	4,370.00	4,370.00
	Sanjog Sugars & Power Private Limited (Refer Note 11.1)	-	6,068.00
	To various subsidiaries of Janati Biopower Private Limited (refer note- 38.1)	22,155.00	22,155.00
Corporate Guarantees taken	Shriram EPC Limited	1,600.00	1,600.00

Notes

- 43.1 The Company accounts for costs incurred by the Related parties based on the actual invoices/debit notes raised and accruals as confirmed by such related parties. The Related parties have confirmed to the Management that as at 31 March, 2020, there are no further amounts payable to/receivable from them, other than as disclosed above.
- 43.2 In the Board Meeting of the Company held on January 30, 2020, Mr. Venkatachalam Sesha Ayyar, Managing Director of the Company, has been reappointed for a further period of three years from 23rd September 2019 to 22nd September 2022 under Sections 196, 197, 198, 203 read with Schedule V of the Companies Act 2013 for a total remuneration of ₹80.00 Lakhs per annum. The members of the Company vide postal ballot process held on March 31, 2020 had approved the reappointment and the remuneration.
- 43.3 Theta Management Consultancy Private Limited has pledged 135 lakh shares of the Company held by them in connection with a loan obtained by the Company.
- 43.4 During the year Mr. K V Kasturi, Chief Financial Officer tendered his resignation from the position. The Board approved the resignation on March 31, 2020. Ms. J Kotteswari has been appointed as Chief Financial Officer with effect from April 01, 2020.

Notes forming part of Standalone Financial Statements for the year ended 31 March, 2020

(All amounts are in Indian Rupees in Lakhs unless otherwise stated)

44 Leases

The Company adopted Ind AS 116 'Leases' with the date of initial application being April 1, 2019. Ind AS 116 replaces Ind AS 17 – Leases and related interpretation and guidance. The Company applied Ind AS 116 using the modified retrospective approach, under which the cumulative effect of initial application was recognised in retained earnings at April 1, 2019. Accordingly, the Company has not restated comparatives for the year ended March 31, 2019.

The company leased an office building. With the exception of shortterm leases and leases of low-value underlying assets, each lease is reflected on the balance sheet as a right-of-use asset and a lease liability. The company classifies its right-of-use assets in a consistent manner under its property, plant and equipment within the same line item as if they were owned by company. (Refer note 5) Rental expense recorded for short-term leases, under Ind AS 116, during the year ended March 31, 2020 is ₹0.66 lakhs.

On transition to Ind AS 116, the Company recognised right-of-use assets amounting to ₹130.16 lakhs, lease liabilities amounting to ₹259.22 lakhs and ₹120.30 lakhs (debit) in retained earnings as at April 1, 2019. The Company discounted lease payments using the weighted average incremental borrowing rate as at April 1, 2019, which is 10.79% for measuring the lease liability. On application of Ind AS 116, the nature of expenses has changed from lease rent recognised under Other Expenses in previous years to depreciation cost for the right-to-use asset, and finance cost for interest accrued on lease liability

The difference between the future minimum lease rental commitments towards non-cancellable operating leases as at March 31, 2019 compared to the lease liability as accounted as at April 1, 2019 is primarily due to inclusion of present value of the lease payments for the cancellable term of the leases and reduction due to discounting of the lease liabilities as per the requirement of Ind AS 116.

In accordance with IND AS 116 Leases, The payment of lease liabilities have been disclosed under cash flow from financing activities in the Cash Flow Statement. During the previous year, the lease payments made as per Ind AS 17 - Leases, were reported under cash flow from operating activities.

The table below provides details regarding the contractual maturities of lease liabilities as of 31st March, 2020 on an undiscounted basis:

Particulars	Amount in lakhs
Not later than one year	101.43
Later than one year and not later than five years	-
Later than five years	-
Total	101.43

45 Earnings Per Share

Particulars	For the year ended 31 March, 2020	For the year ended 31 March, 2019
Earnings per share (Basic and Dilutive)		
Continuing operations		
Profit/(Loss) for the year - Rupees in Lakhs	4,095.88	577.58
Weighted average number of equity shares - Numbers	750,723,977	750,723,977
Par value per share - Rupees	10.00	10.00
Earnings per share - Basic - Rupees	0.55	0.08
Earnings per share - Diluted - Rupees	0.55	0.08
Discontinued operations		
Profit/(Loss) for the year - Rupees in Lakhs	(1,162.43)	(1,226.65)
Weighted average number of equity shares - Numbers	750,723,977	750,723,977
Par value per share - Rupees	10.00	10.00
Earnings per share - Basic - Rupees	(0.15)	(0.16)
Earnings per share - Diluted - Rupees	(0.15)	(0.16)

Notes forming part of Standalone Financial Statements for the year ended 31 March, 2020

(All amounts are in Indian Rupees in Lakhs unless otherwise stated)

46. Un-hedged Foreign Currency Exposures as at the Balance Sheet Date**As at 31 March 2020:**

Particulars	Currency	Amount in Lakhs FCY	Rupees in Lakhs
Loans to Subsidiaries - Receivable	EURO	27.62	2,271.12
Interest receivable from Subsidiaries	EURO	7.98	656.44
Bank Balance	LKR	0.44	0.17

As at 31 March 2019:

Particulars	Currency	Amount in Lakhs FCY	Rupees in Lakhs
Loans to Subsidiaries - Receivable	EURO	27.62	2,148.01
Interest receivable from Subsidiaries	EURO	5.80	451.08
Bank Balance	LKR	0.45	0.18

- 47** The pattern of Assets and Income as at and for the year ended March 31, 2018 required the company to register with Reserve Bank of India (RBI) as Non-Banking Finance Company (NBFC). However, the company ventured into provision of Operations and Maintenance Services in the year 2018-19 and the services are continued to be rendered during the current year as well. Consequently, the revenue from operations and other income (excluding Fair value gain on modification of loan accounted for to comply with IND AS 109, 'Financial Instruments' which does not represent any contractual income) of the company exceeded the interest income in the financial year 2018-19 and 2019-20. During the previous year, the company made a submission to RBI stating the facts, steps taken by company and accordingly did not make an application for NBFC registration. There is no response from RBI in this regard. In the meantime, these Financial statements for the year ended March 31, 2020 have been prepared in the formats applicable to companies other than NBFCs.
- 48** The Board of Directors of the Company, at their meeting held on January 30, 2020, gave its in-principle approval for merger of its wholly owned subsidiaries namely, Orient Green Power (Maharashtra) Private Limited and Bharath Wind Farm Limited with the company. The draft schemes shall be subject to approval from shareholders and regulatory authorities.
- 49** The Board of Directors of the Company, at their meeting held on January 30, 2020, gave in- principle approval for a scheme of arrangement wherein equity share capital, securities premium account and provision for doubtful assets shall be reduced by ₹37,536.20 lakhs, ₹46,952.10 lakhs and ₹18,168.43 lakhs to create a Business Reconstruction Reserve (BRR). The BRR shall be utilized towards adjustment of identified cash business losses of ₹61,474.70 lakhs (incurred till March 31, 2017), writing off doubtful assets of ₹18,168.43 lakhs. The remaining balance in BRR shall be utilized towards adjustment against impairment of assets/investments/ intangibles/advances in the books of account of the company for the forthcoming two financial years from the date of scheme becoming effective. Upon completion of two years from the effective date of scheme, any amount standing to the credit of BRR shall be transferred to Securities premium account. The draft scheme shall be subject to approval from shareholders and regulatory authorities. Subsequent to the scheme becoming effective, the par value of the equity share will be ₹5.
- 50** Entire global market experienced significant disruption in operations resulting from uncertainty caused by the Coronavirus (Covid 19) pandemic. As the company and its investments are into generation and supply of power, which being an essential service and nature of agreements entered with customers, the management believes that the impact on business is not significant as on March 31, 2020. Nevertheless, the uncertainty prevailing in the external environment might have an impact on the future operations of the company. The Company is also closely monitoring developments, and is taking necessary steps to minimize the impact of this unprecedented situation.

Notes forming part of Standalone Financial Statements for the year ended 31 March, 2020

(All amounts are in Indian Rupees in Lakhs unless otherwise stated)

- 51** The figures for previous year have been regrouped wherever necessary to conform to the classification of the current year.
- 52** The Board of Directors of the Company has reviewed the realisable value of all the current assets and has confirmed that the value of such assets in the ordinary course of business will not be less than the value at which these are recognized in the financial statements. In addition, the Board has also confirmed the carrying value of the non-current assets including long-term investments in the financial statements. The Board, duly taking into account all the relevant disclosures made, has approved these financial statements in its meeting held on June 10, 2020.

**In terms of our report attached
For G.D. Apte & Co.,
Chartered Accountants
Firm Registration Number 100 515W**

For and on behalf of the Board of Directors

**Umesh S. Abhyankar
Partner
Membership Number 113 053**

**T. Shivaraman
Vice Chairman
DIN: 01312018**

**Venkatachalam Sesha Ayyar
Managing Director
DIN: 06698233**

**Place : Pune
Date : June 10, 2020**

**J. Kotteswari
Chief Financial Officer
Place : Chennai
Date : June 10, 2020**

**P. Srinivasan
Company Secretary**



ORIENT GREEN POWER COMPANY LIMITED

4th Floor, Sigappi Achi Building, 18/3, Rukmini Lakshmi pathi Road,
Egmore, Chennai-600008, Ph : 044-49015678

E- Mail : complianceofficer@orientgreenpower.com

Website: www.orientgreenpower.com

Corporate Identity Number : L40108TN2006PLC061665



ORIENT GREEN POWER COMPANY LIMITED

CIN: L40108TN2006PLC061665

Registered Office: 4th Floor, Sigappi Achi Building, 18/3 Rukmini Lakshmi pathi Road,
Egmore, Chennai-600008 Ph: 044-49015678, Fax: 044-49015655,

E-mail: complianceofficer@orientgreenpower.com Website: www.orientgreenpower.com

NOTICE

Notice is hereby given that the Thirteenth Annual General Meeting of the Company will be held on Friday, 25th September 2020 at 11.00 A.M. through Video Conferencing (VC)/ Other Audio Visual Means to transact the following business:

ORDINARY BUSINESS:

1. To consider and if thought fit, to pass with or without modification(s), the following resolution as an ordinary resolution:

RESOLVED THAT the standalone and consolidated audited financial statements for the year ended 31st March 2020, together with the Directors' Report and the Auditors' Reports thereon as circulated to the Members and presented to the meeting be and are hereby approved and adopted.

2. To consider and if thought fit, to pass with or without modification(s), the following resolution as an ordinary resolution:

RESOLVED THAT Mr. T. Shivaraman (DIN: 01312018) Director, who retires by rotation and being eligible, offers himself for re-appointment, be and is hereby re-appointed as a Director of the Company.

SPECIAL BUSINESS:

3. **Re-appointment of Mr. N. Rangachary (DIN: 00054437) as an Independent Director**

To consider and if thought fit, to pass with or without modification(s), the following resolution as a Special resolution

"RESOLVED THAT pursuant to the provisions of Sections 149 and 152 read with Schedule IV and other applicable provisions, if any, of the Companies Act, 2013 ("the Act") and the Companies (Appointment and Qualification of Directors) Rules, 2014 (including any statutory modification(s) or re-enactment(s) thereof, for the time being in force) and Regulation 17 of SEBI (Listing Obligation and Disclosure Requirements) Regulations, 2015 ("SEBI LODR"), as amended from time to time, pursuant to the recommendation of the Nomination & Remuneration Committee and the Board of directors, Mr. N. Rangachary (DIN: 00054437), who holds office of Independent Director up to August 13, 2020 and who has submitted a declaration that he meets the criteria of Independence under Section 149 of the Companies Act, 2013 Regulation 16(1) (b) of the SEBI LODR and in respect of whom the Company has received a notice in writing under Section 160(1) of the Act from a Member, signifying his intention to propose Mr. N. Rangachary for the office of Director, be and is hereby re-appointed as an Independent Director of the Company, not liable to retire by rotation, for a term of four consecutive years commencing from August 14, 2020 up to August 13, 2024.

By order of the Board of Directors

Chennai
11th August 2020

P. Srinivasan
Company Secretary
FCS No. 8391

Registered Office:

4th Floor, Sigappi Achi Building, 18/3 Rukmini Lakshmi pathi Road, Egmore, Chennai-600008 Ph: 044-49015678,
E-mail: complianceofficer@orientgreenpower.com Website: www.orientgreenpower.com

Notes:

1. In view of the continuing Covid-19 pandemic, the Ministry of Corporate Affairs ("MCA") has vide its Circular No. 14/2020 dated April 08, 2020, Circular No. 17/2020 April 13, 2020 and Circular No. 20/2020 dated May 05, 2020 (collectively referred to as "MCA Circulars") permitted to hold the Annual General Meeting ("AGM") for the calendar year 2020 through Video Conferencing (VC)/ Other Audio Visual Means (OAVM), without the physical presence of the Members at a common venue. In compliance with the provisions of the Companies Act, 2013 (the "Act"), SEBI (Listing Obligations and Disclosure Requirements) Regulations, 2015 ("SEBI LODR") and MCA Circulars, the 13th AGM of the Company is being held through VC / OAVM. The deemed venue for the 13th AGM shall be the Registered Office of the Company.
2. Pursuant to the provisions of the Act, a Member entitled to attend and vote at the AGM is entitled to appoint a proxy to attend and vote on his/her behalf and the proxy need not be a Member of the Company. Since this 13th AGM is being held pursuant to the MCA Circulars through VC / OAVM facility, physical attendance of Members has been dispensed with. Accordingly, the facility for appointment of proxies by the Members will not be available for the 13th AGM and hence the Proxy Form and Attendance Slip are not annexed to this Notice.
3. Institutional / Corporate Shareholders (i.e. other than individuals / HUF, NRI, etc.) are required to send a scanned copy (pdf/jpg format) of its board or governing's body resolution/authorization etc., authorizing their representative to attend the 13th AGM through VC / OAVM on its behalf and to vote through remote e-voting. The said resolution/ authorization shall be sent to the Scrutinizer by email through its registered email address to alagar@geniconsolutions.com and may also upload the same at evoting@cdslindia.com.
4. The relative explanatory statements pursuant to Section 102(1) of the Companies Act, 2013 in respect of the Special Business set out in the notice is annexed hereto. The Board of Directors, at their meeting held on August 11, 2020, has decided that the special business set out under item no. 3, being considered unavoidable, be transacted at the 13th AGM of the Company.
5. The register of members and share transfer books of the Company will remain closed from Monday, 14th September 2020 to Friday, 25th September 2020 (both days inclusive) for the purpose of 13th AGM of the Company.
6. A brief detail of the director, who is being re-appointed, is annexed hereto as per the requirements of regulation 36(3) of the SEBI LODR and as per provisions of the Act.
7. The voting rights of members shall be in proportion to their shares of the paid up equity share capital of the Company as on September 18, 2020 being Cut-off Date.
8. The Board of Directors has appointed Mr. M.Alagar, Practising Company Secretary (Membership No. FCS 7488), Chennai as the Scrutinizer to scrutinize the e-voting process via remote e-voting and e-voting at the 13th AGM in a fair and transparent manner and he has consented to act as scrutinizer.
9. The facility of joining the 13th AGM through VC/ OAVM will be opened 30 minutes before and will be open upto 15 minutes after the scheduled start time of the 13th AGM, i.e., from 10:30 A.M to 11:15 A.M. and will be available for 1,000 members on a first-come first-served basis. This rule would however not apply to participation of shareholders holding 2% or more shareholding, promoters, institutional investors, directors, key and senior managerial personnel, auditors, etc.
10. Institutional investors, who are members of the Company, are encouraged to attend and vote at the 13th AGM of the Company
11. In terms of sections 101 and 136 of the Act read with the rules made thereunder, the listed companies may send the notice of AGM and the annual report, including financial statements, boards' report, etc. by electronic mode. In compliance with the aforesaid MCA Circulars and SEBI Circular dated May 12, 2020, Notice of the 13th AGM along with the Annual Report 2019-20 is being sent only through electronic mode to those Members whose email addresses are registered with the Company/ Depositories. Members may note

that the Notice and Annual Report for FY 2019-20 will also be available on the Company's website <http://orientgreenpower.com/annual-report.asp>, websites of the Stock Exchanges i.e. BSE Limited and National Stock Exchange of India Limited at www.bseindia.com and www.nseindia.com respectively, and on the website of www.linkintime.co.in.

12. Further, those Members who have not registered their email addresses may temporarily get themselves registered with Company's Registrar and Share Transfer Agent, Link Intime India Private Limited ("RTA") by clicking the link: https://www.linkintime.co.in/EmailReg/Email_Register.html for receiving the Annual Report for F.Y.2019-20 also containing Notice of the AGM.
13. Members attending the 13th AGM through VC/OAVM shall be counted for the purpose of reckoning the quorum under Section 103 of the Act.
14. The Company has been maintaining, inter alia, the following statutory registers at its registered office.
 - i) Register of contracts or arrangements in which directors are interested under Section 189 of the Act.
15. Members are requested to address all the correspondences, to the Registrar and Share Transfer Agents, M/s. Link Intime India Private Limited, C 101, 247 Park, L.B.S Marg, Vikhroli (West), Mumbai, Maharashtra 400083.
16. Members whose shareholding is in electronic mode are requested to direct change of address notification and updates on bank account details, if any, to the respective depository participants.
17. The Company is concerned about the environment and utilizes natural resources in a sustainable way. We request you to update your email address with your Depository Participant to enable us to send you the communications via email.
18. Since the 13th AGM will be held through VC / OAVM, the Route Map is not annexed in this Notice.

Notes for E-voting:

1. In compliance with provisions of Section 108 of the Companies Act, 2013 read with rule 20 of the Companies (Management and Administration) Rules, 2014, and Regulation 44 of SEBI LODR Regulations, the Company is pleased to offer E-Voting facility as an alternate through E-voting services provided by Central Depository Services Limited (CDSL), for its Members to enable them to cast their votes electronically.
2. The remote e-voting period commences on Tuesday, September 22, 2020 (10.00 A.M. IST) and ends on Thursday September 24, 2020 (5.00 P.M. IST). During this period shareholders' of the Company, holding shares either in physical form or in dematerialized form, as on the cut-off date which shall be September 18, 2020 may cast their vote electronically. The E-Voting module shall be disabled by CDSL for voting thereafter. Those shareholders, who will be present in the 13th AGM through VC/OAVM facility and have not cast their vote on the Resolutions through remote e-voting and are otherwise not barred from doing so, shall be eligible to vote through e-voting system during the 13th AGM.
3. For the purpose of dispatch of this Notice, Shareholders of the Company holding shares either in physical form or in dematerialized form as on August 14, 2020 have been considered.
4. Members who have acquired shares after the dispatch of this Notice and before the cut-off date (i.e. September 18, 2020) may approach the Company / CDSL for issuance of the User ID and Password exercising their right to vote by electronic means.
5. Voting rights of each member shall be reckoned as on the cut-off date which is September 18, 2020 and any recipient of this notice who has no voting rights as on the aforesaid date should treat the same as intimation only.
6. The voting rights of members shall be in proportion to their shares in the paid up equity share capital of the Company as on cut-off date. A person, whose name

is recorded in the register of members maintained by the Company or in the register of beneficial owners maintained by the depositories as on the cut-off date only shall be entitled to avail the facility of remote e-voting as well as voting at the Annual General Meeting. Any person who acquires shares of the Company and becomes the member of the Company after the cut-off date i.e. September 18, 2020 shall not be eligible to vote either through E-voting or at Annual General Meeting.

7. The members who have cast their vote by remote e-voting prior to the Annual General Meeting may also attend the meeting but shall not be entitled to cast their vote again.
8. Mr. M. Alagar, Practising Company Secretary has been appointed as the Scrutinizer to scrutinize the voting and remote e-voting process in a fair and transparent manner.
9. The Scrutinizer shall, immediately after the conclusion of voting at the Annual General Meeting, first count the votes cast at the meeting, thereafter unblock the votes cast through remote e-voting in the presence of at least two witnesses not in the employment of the Company and make not later than 48 hours of conclusion of the meeting a consolidated Scrutinizer's report of the total votes cast in favour or against, if any, to the Chairman/Company Secretary of the Company.
10. The results declared along with the Scrutinizer's Report shall be placed on the Company's website <http://www.orientgreenpower.com/> and on the

website of <https://www.evotingindia.co.in/> within forty eight hours of the conclusion of the Annual General Meeting (AGM) on or before September 27, 2020 and communicated to the BSE Limited ("BSE") and National Stock Exchange of India Limited ("NSE"), where the shares of the Company are listed.

11. Pursuant to the Circulars issued by MCA and SEBI, owing to the difficulties involved in dispatching of physical copies of the Notice of the AGM and the Annual Report for the year 2019-20, the said documents are being sent only by email to the Members. Therefore, those Members, whose email address is not registered with the Company or with their respective Depository Participant/s, and who wish to receive the Notice of the AGM and the Annual Report for the year 2019-20 and all other communication sent by the Company, from time to time, can get their email address registered by following the steps as given below:-
 - i. For Members holding shares in physical form, please send scan copy of a signed request letter mentioning your folio number, complete address, email address to be registered along with scanned self-attested copy of the PAN and any document (such as Driving Licence, Passport, Bank Statement, AADHAR) supporting the registered address of the Member, by email to the Company's email address complianceofficer@orientgreenpower.com.
 - ii. For Members holding shares in demat form, please update your email address through your respective Depository Participant/s.

THE INTRUCTIONS FOR SHAREHOLDRES FOR REMOTE E-VOTING ARE AS UNDER:

- (i) The voting period begins on Tuesday, September 22, 2020 (10.00 A.M. IST) and ends on Thursday September 24, 2020 (5.00 P.M. IST). During this period shareholders' of the Company, holding shares either in physical form or in dematerialized form, as on the cut-off date (record date) of September 18, 2020 may cast their vote electronically. The e-voting module shall be disabled by CDSL for voting thereafter.
- (ii) Shareholders who have already voted prior to the meeting date would not be entitled to vote at the meeting venue.
- (iii) The shareholders should log on to the e-voting website www.evotingindia.com.
- (iv) Click on "Shareholders" module.
- (v) Now enter your User ID
 - a. For CDSL: 16 digits beneficiary ID,
 - b. For NSDL: 8 Character DP ID followed by 8 Digits Client ID,
 - c. Shareholders holding shares in Physical Form should enter Folio Number registered with the Company.
- OR
- Alternatively, if you are registered for CDSL's EASI/EASIEST e-services, you can log-in at <https://www.cdslindia.com> from Login - Myeasi using your login credentials. Once you successfully log-in to CDSL's EASI/EASIEST e-services, click on e-Voting option and proceed directly to cast your vote electronically.
- (vi) Next enter the Image Verification as displayed and Click on Login.
- (vii) If you are holding shares in demat form and had logged on to www.evotingindia.com and voted on an earlier e-voting of any company, then your existing password is to be used.
- (viii) If you are a first time user follow the steps given below:

For Shareholders holding shares in Demat Form and Physical Form	
PAN	Enter your 10 digit alpha-numeric *PAN issued by Income Tax Department (Applicable for both demat shareholders as well as physical shareholders) <ul style="list-style-type: none"> • Shareholders who have not updated their PAN with the Company/Depository Participant are requested to use the sequence number sent by Company/RTA or contact Company/RTA
Dividend Bank Details OR Date of Birth (DOB)	Enter the Dividend Bank Details or Date of Birth (in dd/mm/yyyy format) as recorded in your demat account or in the company records in order to login. <ul style="list-style-type: none"> • If both the details are not recorded with the depository or company please enter the member id / folio number in the Dividend Bank details field as mentioned in instruction (V).

- (ix) After entering these details appropriately, click on "SUBMIT" tab.
- (x) Shareholders holding shares in physical form will then directly reach the Company selection screen. However, shareholders holding shares in demat form will now reach 'Password Creation' menu wherein they are required to mandatorily enter their login password in the new password field. Kindly note that this password is to be also used by the demat holders for voting for resolutions of any other company on which they are eligible to vote, provided that company opts for e-voting through CDSL platform. It is strongly recommended not to share your password with any other person and take utmost care to keep your password confidential.
- (xi) For shareholders holding shares in physical form, the details can be used only for e-voting on the resolutions contained in this Notice.
- (xii) Click on the EVSN for the relevant Orient Green Power Company Limited on which you choose to vote.
- (xiii) On the voting page, you will see "RESOLUTION DESCRIPTION" and against the same the option "YES/NO" for voting. Select the option YES or NO as desired. The option YES implies that you assent to the Resolution and option NO implies that you dissent to the Resolution.
- (xiv) Click on the "RESOLUTIONS FILE LINK" if you wish to view the entire Resolution details.

- (xv) After selecting the resolution you have decided to vote on, click on "SUBMIT". A confirmation box will be displayed. If you wish to confirm your vote, click on "OK", else to change your vote, click on "CANCEL" and accordingly modify your vote.
 - (xvi) Once you "CONFIRM" your vote on the resolution, you will not be allowed to modify your vote.
 - (xvii) You can also take a print of the votes cast by clicking on "Click here to print" option on the Voting page.
 - (xviii) If a demat account holder has forgotten the login password then Enter the User ID and the image verification code and click on Forgot Password & enter the details as prompted by the system.
 - (xix) Shareholders can also cast their vote using CDSL's mobile app "m-Voting". The m-Voting app can be downloaded from respective Store. Please follow the instructions as prompted by the mobile app while Remote Voting on your mobile.
2. Shareholders are encouraged to join the Meeting through Laptops / IPads for better experience.
 3. Further shareholders will be required to allow Camera and use Internet with a good speed to avoid any disturbance during the meeting.
 4. Please note that Participants Connecting from Mobile Devices or Tablets or through Laptop connecting via Mobile Hotspot may experience Audio/Video loss due to Fluctuation in their respective network. It is therefore recommended to use Stable Wi-Fi or LAN Connection to mitigate any kind of aforesaid glitches.
 5. Shareholders who would like to express their views/ask questions during the meeting may register themselves as a speaker by sending their request in advance atleast Three days prior to meeting mentioning their name, demat account number/folio number, email id, mobile number at complianceofficer@orientgreenpower.com. The shareholders who do not wish to speak during the AGM but have queries may send their queries in advance Three days prior to meeting mentioning their name, demat account number/folio number, email id, mobile number at complianceofficer@orientgreenpower.com. These queries will be replied to by the company suitably by email.
 6. Those shareholders who have registered themselves as a speaker will only be allowed to express their views/ask questions during the meeting.

PROCESS FOR THOSE SHAREHOLDERS WHOSE EMAIL ADDRESSES ARE NOT REGISTERED WITH THE DEPOSITORIES FOR OBTAINING LOGIN CREDENTIALS FOR E-VOTING FOR THE RESOLUTIONS PROPOSED IN THIS NOTICE:

1. For Physical shareholders- please provide necessary details like Folio No., Name of shareholder, scanned copy of the share certificate (front and back), PAN (self attested scanned copy of PAN card), AADHAR (self attested scanned copy of Aadhar Card) by email to Company/RTA email id.
2. For Demat shareholders -, please provide Demat account details (CDSL-16 digit beneficiary ID or NSDL-16 digit DPID + CLID), Name, client master or copy of Consolidated Account statement, PAN (self attested scanned copy of PAN card), AADHAR (self attested scanned copy of Aadhar Card) to Company/RTA email id.

INSTRUCTIONS FOR SHAREHOLDERS ATTENDING THE AGM THROUGH VC/OAVM ARE AS UNDER:

1. Shareholder will be provided with a facility to attend the AGM through VC/OAVM through the CDSL e-Voting system. Shareholders may access the same at <https://www.evotingindia.com> under shareholders/members login by using the remote e-voting credentials. The link for VC/OAVM will be available in shareholder/members login where the EVSN of Company will be displayed.

INSTRUCTIONS FOR SHAREHOLDERS FOR E-VOTING DURING THE AGM ARE AS UNDER :-

1. The procedure for e-Voting on the day of the AGM is same as the instructions mentioned above for Remote e-voting.
2. Only those shareholders, who are present in the AGM through VC/OAVM facility and have not casted their vote on the Resolutions through remote e-Voting and are otherwise not barred from doing so, shall be eligible to vote through e-Voting system available during the AGM.
3. If any Votes are cast by the shareholders through the e-voting available during the AGM and if the same shareholders have not participated in the meeting through VC/OAVM facility , then the votes cast by such shareholders shall be considered invalid as the facility of e-voting during the meeting is available only to the shareholders attending the meeting.

4. Shareholders who have voted through Remote e-Voting will be eligible to attend the AGM. However, they will not be eligible to vote at the AGM.

(xx) Note for Non – Individual Shareholders and Custodians

- Non-Individual shareholders (i.e. other than Individuals, HUF, NRI etc.) and Custodians are required to log on to www.evotingindia.com and register themselves in the “Corporates” module.
- A scanned copy of the Registration Form bearing the stamp and sign of the entity should be emailed to helpdesk.evoting@cdslindia.com.
- After receiving the login details a Compliance User should be created using the admin login and password. The Compliance User would be able to link the account(s) for which they wish to vote on.
- The list of accounts linked in the login should be mailed to helpdesk.evoting@cdslindia.com and on approval of the accounts they would be able to cast their vote.
- A scanned copy of the Board Resolution and Power of Attorney (POA) which they have issued in favour of the Custodian, if any, should be uploaded in PDF format in the system for the scrutinizer to verify the same.

- Alternatively Non Individual shareholders are required to send the relevant Board Resolution/Authority letter etc. together with attested specimen signature of the duly authorized signatory who are authorized to vote, to the Scrutinizer and to the Company at the email address viz; alagar@geniconsolutions.com and complianceofficer@orientgreenpower.co, if they have voted from individual tab & not uploaded same in the CDSL e-voting system for the scrutinizer to verify the same.

If you have any queries or issues regarding attending AGM & e-Voting from the e-Voting System, you may refer the Frequently Asked Questions (“FAQs”) and e-voting manual available at www.evotingindia.com, under help section or write an email to helpdesk.evoting@cdslindia.com or contact Mr. Nitin Kunder (022- 23058738) or Mr. Mehboob Lakhani (022-23058543) or Mr. Rakesh Dalvi (022-23058542).

All grievances connected with the facility for voting by electronic means may be addressed to Mr. Rakesh Dalvi, Manager, (CDSL,) Central Depository Services (India) Limited, A Wing, 25th Floor, Marathon Futurex, Mafatlal Mill Compounds, N M Joshi Marg, Lower Parel (East), Mumbai - 400013 or send an email to helpdesk.evoting@cdslindia.com or call on 022-23058542/43.

By order of the Board of Directors

**Chennai
11th August 2020**

**P. Srinivasan
Company Secretary
FCS No. 8391**

EXPLANATORY STATEMENT PURSUANT TO SECTION 102 OF THE COMPANIES ACT, 2013

Item No. 3

To approve the re-appointment of Mr. N Rangachary as a Chairman, Independent Non-Executive Director

Mr. N Rangachary is a Chairman, Independent Non-Executive Director of the Company. He joined the Board of Directors of the Company in March 27, 2010, pursuant to Sections 149 (11) of the Companies Act, 2013, Mr. N Rangachary was appointed as an Independent Non-Executive Director to hold office for five consecutive years for a term upto August 13, 2020, by the Members of the Company in the Annual General Meeting held on 14th August 2015. As per Section 149(10) of the Act, an Independent Director shall hold office for a term of upto five consecutive years on the Board of a Company, shall also be eligible for re-appointment on passing a special resolution by the Company for another term of upto five consecutive years on the Board of a Company.

Based on the recommendation of Nomination and Remuneration Committee, the Board of Directors at its meeting held on August 11, 2020 approved to re-appoint Mr. N Rangachary (who has attained the age of 75 years) as an Independent Director for second term of four (4) years with effect from August 14, 2020 upto August 13, 2024, subject to the approval of shareholders.

Brief resume of the director and Nature of his expertise in specific functional areas:

Mr. N. Rangachary is a fellow member of the Institute of Chartered Accountants of India, Institute of Cost and Works Accountants of India and Institute of Company Secretaries of India. He holds National Diploma in Commerce from All

India Institute of Technical Education, New Delhi. He has about 47 years of experience in the field of insurance and financial services. He joined the Indian Revenue Services in 1960 and was appointed as the Chairman of Central Board of Direct Taxes in June 1995. He retired from this position in July 1996 and was appointed as the Chairman of the Insurance Regulatory and Development Authority ("IRDA") in August 1996. On IRDA becoming an autonomous body in April 2000, he was made as its first Chairman and subsequently retired in June 2003. He was awarded "International Insurance Man of the Year" in 1999. He has also served as the adviser to the Finance Department of the Government of Andhra Pradesh between November 2003 and November 2008. He is also an honorary member of the Indian Institute of Actuary.

The Board considers that his continued association would be of immense benefit to the Company and it is desirable to continue to avail services of Mr. N Rangachary as Chairman, Independent Non-Executive Director of the Company.

The Board recommends the passing of the Special Resolution at Item No. 3 of the accompanying Notice for Members approval.

This item of business is considered unavoidable and hence included in this Notice.

None of the Director(s) and/or Key Managerial Personnel of the Company or their respective relatives, except Mr. N Rangachary, to whom the resolution relates, are concerned or interested in the resolution mentioned at Item No. 3 of the Notice.

By order of the Board of Directors

Chennai
11th August 2020

P. Srinivasan
Company Secretary
FCS No. 8391

Registered Office:

4th Floor, Sigappi Achi Building, 18/3 Rukmini Lakshmi pathi Road, Egmore, Chennai-600008 Ph: 044-49015678, E-mail: complianceofficer@orientgreenpower.com Website: www.orientgreenpower.com

**Details of Directors seeking appointment/re-appointment at the Thirteenth Annual General Meeting
(Pursuant to Regulation 26(4), 36 (3) of the SEBI (LODR) Regulations, 2015 and Secretarial Standard on
General Meetings (SS-2))**

Profile of the Director who are proposed to be appointed / re-appointed is as below:

S. No	Particulars	Mr. N. Rangachary	Mr. T. Shivaraman
1.	Date of Birth	10.06.1938	18.11.1965
2.	Age	82	55
3.	Qualification	Fellow Member Institute of Chartered Accountants of India, Institute of Cost and Works Accountants of India and Institute of Company Secretaries of India. He holds National Diploma in Commerce from All India Institute of Technical Education, New Delhi	Bachelor's degree and a master's degree in chemical engineering from Indian Institute of Technology, Madras.
4.	No. of Board Meeting attended during the Financial Year 2019-20	4	4
5.	Terms and Conditions of appointment	The terms and conditions of reappointment will be on the same terms as mentioned in the notice elsewhere in this report	The terms and conditions of reappointment will be on the same terms as mentioned in the notice elsewhere in this report
6.	Original Date of appointment on the Board of Directors	27.03.2010	28.01.2010
7.	Shareholding as on March 31, 2020	Nil	1,33,500
8.	Relationship with other Directors/KMP	Nil	Nil
9.	Directorship, Membership / Chairmanship of Committees of other Board	1. Salzer Electronics Limited 2. Equitas Holdings Limited 3. Kaycee Industries Limited 4. Pegasus Assets Reconstruction Private Limited 5. Srinidhi Trustee Services Private Limited. 6. CIS Assets Data E-Services Limited 7. CDSL Insurance Repository Limited.	1. Shriram EPC Limited 2. SVL Limited 3. Theta Management Consultancy Private Limited
10.	Listed companies (other than Orient Green Power Company Limited) holds directorship and committee membership	03	01

By order of the Board of Directors

Chennai
11th August 2020

**P. Srinivasan
Company Secretary
FCS No. 8391**

Brief Profile of Mr. T. Shivaraman

Mr. T. Shivaraman, 55 years, was appointed as the Director of our Company on January 28, 2010 and as our Executive Vice Chairman on March 27, 2010. He has been associated with our Company since the date of its incorporation. He has a bachelor's degree and a master's degree in chemical engineering from Indian Institute of Technology, Madras. He has about 23 years of experience in plant operations and project engineering. He is currently also the Managing Director and the Chief Executive Officer of SEPC. As Chief Executive Officer, he oversaw the growth of Shriram EPC Limited from a consolidated turnover of Rs 1,455.00 million in 2006 to Rs 10,108.70 million in 2009. He was responsible for taking SEPC public in 2008 with a market capitalization of Rs 12,680 million. He was responsible for finalising joint ventures with Hamon Shriram Cottrell Private Limited, 'Cie' and 'Leitner Technologies', among others. Mr Shivaraman was one of the founders of our Company. Prior to joining SEPC, he was associated with ICI India Limited.

**Chennai
11th August 2020**

Brief Profile of Mr. N. Rangachary

Mr. N. Rangachary, is a fellow member of the Institute of Chartered Accountants of India, Institute of Cost and Works Accountants of India and Institute of Company Secretaries of India. He holds National Diploma in Commerce from All India Institute of Technical Education, New Delhi. He has about 47 years of experience in the field of insurance and financial services. He joined the Indian Revenue Services in 1960 and was appointed as the Chairman of Central Board of Direct Taxes in June 1995. He retired from this position in July 1996 and was appointed as the Chairman of the Insurance Regulatory and Development Authority ("IRDA") in August 1996. On IRDA becoming an autonomous body in April 2000, he was made as its first Chairman and subsequently retired in June 2003. He was awarded "International Insurance Man of the Year" in 1999. He has also served as the adviser to the Finance Department of the Government of Andhra Pradesh between November 2003 and November 2008. He is also an honorary member of the Indian Institute of Actuary.

By order of the Board of Directors

**P. Srinivasan
Company Secretary
FCS No. 8391**