

Date: 22/01/2021

The Manager
Department of Corporate Relationship
BSE Limited
25 P. J. Towers, Dalal Street
Mumbai-400001

The Asstt. Vice President
National Stock Exchange of India Limited
Exchange Plaza, Bandra Kurla Complex
Bandra (East)
Mumbai-400051

Ref.: Scrip Code: 534598

Scrip Symbol: SEPOWER

Sub.: Outcome of Board Meeting held on 22nd January, 2021

Dear Sir,

With reference to our notice of Board Meeting dated 14th January, 2021, this is to inform you that the Board of Directors of the Company in their meeting held on Friday, 22nd January, 2021 at 12:30 P.M. and concluded at 01:20 PM at CSC Pocket-52, Chittaranjan Park, New Delhi-110019, has inter alia considered and approved the Standalone and Consolidated Un-audited Financial Results for the quarter ended 31st December, 2020.

Pursuant to Regulation 33 read with Regulation 30 of SEBI (Listing Obligations and Disclosure Requirements) Regulations, 2015, Copy of Standalone and Consolidated Un-audited Financial Results/Statements and Limited Review Report on Standalone and Consolidated Un-audited Financial Results/ Statements for the quarter ended 31st December, 2020 are enclosed herewith.

Kindly keep the same in your record.

Thanking You,

Yours Faithfully,
For **S. E. Power Limited**


(Saurabh Agrawal)
Company Secretary

Encl.: As above

Registered Office & Works

Survey No. 54/B, Pratapnagar, Jarod Savli Road, Samlaya, Vadodara-391520 Gujarat, India.
Phone +91 2667 251566 | E-mail : info@phoenixrubberreborn.com | website : www.sepower.in

S. E. POWER LIMITED

CIN : L40106GJ2010PLC091880

Regd. Off: Survey No. 54/B, Pratapnagar, Jarod-Savli Road, Samlaya, Vadodara-391520 (Guj.)

Tel.: +91 2667 251566, E-mail: cs@sepower.in, Website: www.sepower.in

STATEMENT OF STANDALONE UNAUDITED FINANCE RESULTS FOR THE QUARTER AND NINE MONTHS ENDED 31ST DECEMBER, 2020

PART-A

Sr. No.	Particulars	Three Months Ended			Nine Months Ended		Year Ended
		31.12.2020	30.09.2020	31.12.2019	31.12.2020	31.12.2019	31.03.2020
		(Unaudited)	(Unaudited)	(Unaudited)	(Unaudited)	(Unaudited)	(Audited)
I	Revenue from Operations	790.53	638.84	558.39	1,478.37	1,502.35	2,033.09
	Other Income	12.18	11.98	12.43	26.12	34.18	45.07
	Total Revenue	802.71	650.82	570.82	1,504.49	1,536.53	2,078.16
II	Expenses:						
	Cost of Operations	633.81	501.21	498.16	1,191.52	1,348.59	1,810.33
	Change in Stock	21.86	(37.60)	(28.83)	(18.14)	(49.57)	(1.97)
	Employee Benefit Expenses	45.63	40.88	50.59	114.77	136.47	182.04
	Financial Costs	124.87	134.49	85.51	373.89	243.67	353.97
	Depreciation and Amortization Expenses	114.19	105.16	112.06	323.09	336.07	438.86
	Other Expenses	108.21	83.82	52.01	238.50	212.81	334.94
	Total Expenses	1,048.57	827.96	769.50	2,223.63	2,228.04	3,118.17
III	Profit before Exceptional Items and Tax	(245.86)	(177.14)	(198.68)	(719.14)	(691.51)	(1,040.01)
IV	Exceptional Items			-	162.82	-	-
V	Profit before Tax	(245.86)	(177.14)	(198.68)	(556.32)	(691.51)	(1,040.01)
VI	Tax Expense:						
	(1) Current Tax	-	-	-	-	-	-
	(2) Deferred Tax	(59.30)	(6.42)	(67.03)	(140.01)	(179.79)	(213.83)
	(3) Previous Year Income Tax					5.00	25.95
VII	Profit/(Loss) from the period	(186.56)	(170.72)	(131.65)	(416.31)	(516.72)	(852.13)
VIII	Other Comprehensive Income:						
a)	i) Items that will not be reclassified to profit and loss	-	-	-	-	-	-
	ii) Income tax relating to items that will not be reclassified to profit and loss	-	-	-	-	-	-
b)	i) Items that will be reclassified to profit and loss	-	-	-	-	-	-
	ii) Income tax relating to items that will be reclassified to profit and loss	-	-	-	-	-	-
IX	Total Comprehensive Income for the period	(186.56)	(170.72)	(131.65)	(416.31)	(516.72)	(852.13)
	Paid-up Equity Share Capital (Face Value of Rs. 10/-)	4,061.00	4,061.00	4,061.00	4,061.00	4,061.00	4,061.00
X	Earning per Equity Share:						
	(1) Basic	(0.46)	(0.42)	(0.32)	(1.03)	(1.27)	(2.10)
	(2) Diluted	(0.46)	(0.42)	(0.32)	(1.03)	(1.27)	(2.10)

The image shows a handwritten signature in black ink over a circular stamp. The stamp contains the text 'S. E. POWER LIMITED' around the perimeter. The signature appears to be 'S. E. Power' or similar.

S. E. POWER LIMITED

CIN : L40106GJ2010PLC091880

Regd. Off: Survey No. 54/B, Pratapnagar, Jarod-Savli Road, Samlaya, Vadodara-391520 (Guj.)

Tel.: +91 2667 251566, E-mail: cs@sepower.in, Website: www.sepower.in

STATEMENT OF STANDALONE UNAUDITED ASSETS AND LIABILITIES AS AT 31 DECEMBER, 2020

PART-B

(₹ in Lakh)

Sr. No.	Particulars	Nine Months	Year Ended
		31.12.2020	31.03.2020
		(Unaudited)	(Audited)
I	ASSETS		
	(1) Non Current Assets		
	(a) Property, Plant and Equipment	6,437.54	6,759.14
	(b) Capital work-in-progress	-	-
	(c) Investment Property	-	-
	(d) Goodwill	-	-
	(e) Other intangible assets	-	-
	(f) Intangible assets under devlopment	-	-
	(g) Biological Assets other than bearer plants	-	-
	(h) Financial assets	-	-
	(i) Investments	75.00	75.00
	(ii) Trade receivables	-	-
	(iii) Loans	-	-
	(iv) Other financial assets	-	-
	(i) Deferred tax assets (net)	1,052.33	912.32
	(j) Other non-current assets	2.90	2.87
	(2) Current Assets		
	(a) Inventories	106.69	384.65
	(b) Financial assets	-	-
	(i) Investments	132.39	127.58
	(ii) Trade receivables	433.76	313.58
	(iii) Cash and cash equivalents	18.57	13.27
	(iv) Bank balances other than Cash and Cash equivalents above	-	-
	(v) Loans	128.78	149.38
	(vi) Others (to be specified)	-	-
	(c) Current Tax Assets (Net)	45.93	64.39
	(d) Other current assets	577.83	19.97
	Total Assets	9,011.72	8,822.15
II	EQUITY AND LIABILITIES		
	(1) Equity		
	(a) Equity Share capital	4,061.00	4,061.00
	(b) Other equity	(2,899.79)	(2,483.49)
	(2) Liabilities		
	Non-current liabilities		
	(a) Financial Liabilities	-	-
	(i) Borrowings	6,592.99	6,187.90
	(ii) Trade payable	-	-
	(iii) Other financial liabilities	-	-
	(b) Provisions	-	-
	(c) Deferred tax liabilities (Net)	-	-
	(d) Other non-current liabilities	-	-
	(3) Current liabilities		
	(a) Financial liabilities	-	-
	(i) Borrowings	892.62	660.59
	(ii) Trade payables	300.22	370.63
	(iii) Other financial liabilities	-	-
	(b) Other current liabilities	64.68	25.52
	(c) Provisions	-	-
	(d) Current tax liabilities (Net)	-	-
	Total Equity and Liabilities	9,011.72	8,822.15

S. E. POWER LIMITED

CIN : L40106GJ2010PLC091880

Regd. Off: Survey No. 54/B, Pratapnagar, Jarod-Savli Road, Samlaya, Vadodara-391520 (Guj.)

Tel.: +91 2667 251566, E-mail: cs@sepower.in, Website: www.sepower.in

STANDALONE SEGMENT REPORTING FOR THE QUARTER AND NINE MONTHS ENDED 31ST DECEMBER, 2020

PART-C		(₹ in Lakh)					
Sr. No.	Particulars	Three Months Ended			Nine Months Ended		Year Ended
		31.12.2020	30.09.2020	31.12.2019	31.12.2020	31.12.2019	31.03.2020
		(Unaudited)	(Unaudited)	(Unaudited)	(Unaudited)	(Unaudited)	(Audited)
1	Segment Revenue						
	(a) Non Conventional Energy	31.33	41.50	8.85	96.39	133.94	142.62
	(b) Reclaimed Rubber	759.20	597.34	549.54	1,381.98	1,368.42	1,890.47
	(c) Other	-	-	-	-	-	-
	Total	790.53	638.84	558.39	1,478.37	1,502.36	2,033.09
	Less: Inter Segment Revenue						
	Net Income from Operations	790.53	638.84	558.39	1,478.37	1,502.36	2,033.09
2	Segment Results:						
	Profit/(Loss) before tax, interest and Exceptional Items						
	(a) Non Conventional Energy	(24.98)	(14.61)	(32.05)	(70.64)	11.88	(20.45)
	(b) Reclaimed Rubber	(108.19)	(40.03)	(93.55)	(300.72)	(493.90)	(710.66)
	(c) Other	-	-	-	-	-	-
	Total	(133.17)	(54.64)	(125.60)	(371.36)	(482.02)	(731.11)
	Less:						
	(i) Finance costs	124.87	134.49	85.52	373.89	243.67	353.97
	Add:						
	(i) Other Un-allocable Income	12.18	11.98	12.42	26.12	34.18	45.07
	Total Profit/(Loss) Before Tax	(245.86)	(177.15)	(198.70)	(719.13)	(691.51)	(1,040.01)
3	Segment Assets						
	(a) Non Conventional Energy	1,673.76	1,713.59	6,079.90	1,673.76	6,079.90	1,805.16
	(b) Reclaimed Rubber	7,337.96	7,092.05	2,906.88	7,337.96	2,906.88	7,016.99
	(c) Other	-	-	-	-	-	-
	Total	9,011.72	8,805.64	8,986.78	9,011.72	8,986.78	8,822.15
4	Segment Liabilities						
	(a) Non Conventional Energy	3.39	0.49	3,748.96	3.39	3,748.96	26.41
	(b) Reclaimed Rubber	7,847.11	7,456.88	3,324.90	7,847.11	3,324.90	7,218.23
	(c) Other	-	-	-	-	-	-
	Total	7,850.50	7,457.37	7,073.86	7,850.50	7,073.86	7,244.64
5	Capital Employed						
	(Segment Assets - Segment Liabilities)						
	(a) Non Conventional Energy	1,670.37	1,713.10	2,330.94	1,670.37	2,330.94	2,261.68
	(b) Reclaimed Rubber	(509.15)	(364.83)	(418.02)	(509.15)	(418.02)	(684.17)
	(c) Other	-	-	-	-	-	-
	Total	1,161.22	1,348.27	1,912.92	1,161.22	1,912.92	1,577.51


Notes:

- This Statement has been prepared in accordance with the Companies (Indian Accounting Standards) Rules, 2015, as amended (Ind AS), prescribed under Section 133 of the Companies Act, 2013, and other recognised accounting practices and policies to the extent applicable.
- The above results have been reviewed by the Audit Committee and approved by the Board of Directors at its meeting held on January 22, 2021. The audit report of the statutory auditors is being filed with the BSE Ltd and National Stock Exchange of India Ltd. The Statutory Auditors have expressed an Unmodified Opinion.
- The Company has two primary business segments i.e. Non-Conventional Energy Division and Reclaimed Rubber Division.
- In the first quarter of financial year 2020-21 i.e. June 30th, 2020, the operations of the company was impacted due to the major fire break out, the company has filed its insurance claim, which is pending
- Previous periods / year's figures have been reclassified/ regrouped whenever necessary to conform to current period presentation.

Place : New Delhi

Date : 22-01-2021

For and on behalf of Board of Directors


SACHIN AG. MRWAL
MANAGING DIRECTOR

M/S S. E. POWER LIMITED

Cash Flow Statement for the Nine Months ended on 31st December, 2020

(Amount in ₹)

Particulars	31-12-2020	31-03-2020
Cash Flows from Operating Activities:		
Net Profit before taxation, and extraordinary items	(55,631,274)	(104,001,780)
Adjustments for		
Depreciation	32,309,120	43,886,036
Interest Expense	37,388,749	35,396,722
Interest Income	(607,254)	(869,096)
Depreciation written back	(16,281,515)	
Operating Profit before working capital changes	(2,822,175)	(25,588,118)
Adjustments for		
Short Term Loans & Advances	19,629,761	5,871,321
Inventories and Trade Receivable	(9,677,402)	(9,765,501)
Current Liabilities & Provisions	(3,125,203)	18,579,960
Cash generated from operations	4,004,981	(10,902,338)
Direct Taxes	-	2,594,773
Cash flow before extraordinary item	4,004,981	(13,497,111)
Extraordinary items	-	-
Net Cash from / (used) Operating activities	4,004,981	(13,497,111)
Cash Flows from Investing Activities:		
Interest Income	607,254	869,096
Proceed from Equity Capital	-	-
Purchase of Fixed Assets	(29,924,855)	(2,815,289)
Purchase of Trade Investments	(480,540)	(52,422)
Decrease/(Increase) in Long Term Loans and Advances	-	-
Net Cash from / (used) Investing activities	(29,798,141)	(1,998,615)
Net Cash from Financing activities:		
Proceeds/(Repayment) Short Term Borrowings	23,202,351	2,793,955
Proceeds/(Repayment) of Long Term Borrowings	40,509,033	48,777,487
Interest Expenses	(37,388,749)	(35,396,722)
Net Cash from / (used) Financing activities	26,322,635	16,174,720
Net Increase in Cash & Cash equivalents	529,475	678,995
Cash & Cash equivalents at beginning of period	1,327,607	648,612
Cash & Cash equivalents at end of period	1,857,082	1,327,607



M/s R. LAL AND COMPANY
Chartered Accountants



A-5, INDRAPURI, NEW AGRA,
AGRA, UTTAR PRADESH-282005
M : 9412260493
T : 0562-4034601
e-mail : rlalco2006@rediffmail.com

CA RAM LAL AGRAWAL
B.Com., LL.B., F.C.A

To,
The Board of Directors
S. E. Power Limited
Vadodara

**INDEPENDENT AUDITOR'S REVIEW REPORT ON THE REVIEW OF INTERIM
STANDALONE FINANCIAL RESULTS**

We have reviewed the accompanying Statement of Unaudited Standalone Financial Results of M/s S. E. Power Limited (the 'Company') for the quarter and Nine Months ended 31st December, 2020 (the 'Statement'), being submitted by the Company pursuant to the requirements of Regulation 33 of the SEBI (Listing Obligations and Disclosure Requirements) Regulations, 2015 (the 'Listing Regulations').

The Statements which is the responsibility of the Company's management and approved by the Board of Directors, have been prepared in accordance with the recognition and measurement principles laid down in the Indian Accounting Standard 34 "Interim Financial Reporting" ("Ind AS 34"), prescribed under section 133 of the Companies Act, 2013 read with relevant rules issued thereafter and other accounting principles generally accepted in India. Our responsibility is to issue a report on the Statement based on our review.

We conducted our review in accordance with the Standard on Review Engagement (SRE) 2410, 'Review of Interim Financial Information Performed by the Independent Auditor of the Entity' issued by the Institute of Chartered Accountants of India. This standard requires that we plan and perform the review to obtain moderate assurance as to whether the financial statements are free of material misstatement. A review is limited primarily to inquiries of company personnel and analytical procedures applied to financial data and thus provide less assurance than an audit. We have not performed an audit and accordingly, do not express an audit opinion.

Based on our review conducted as above, nothing has come to our attention that causes us to believe that the accompanying statements prepared in accordance with applicable accounting standards i.e. Ind AS as prescribed under Section 133 of the Companies Act, 2013 read with relevant rules issued thereunder or by the Institute of Chartered Accountants of India and other recognized accounting practices and policies has not disclosed the information required to be disclosed in terms of Regulation 33 of the SEBI (Listing Obligations and Disclosure Requirements) Regulations, 2015, as amended, including the manner in which it is to be disclosed, or that it contains any material misstatement.



Emphasis of Matter

We draw attention to Note No. 4 of the accompanying statement regarding loss due to fire outbreak in the factory on 19th April, 2020, thereby causing estimated loss of Rs. 7, 15, 13,252/-, out of which estimated loss of Fixed Assets is Rs. 4,60,57,468/- and Rs. 2,54,55, 784 towards loss of Stock. Company has lodged insurance claim for the estimated loss and is pending as on date. The effect of loss on fire has been taken as under :-

1. Loss in respect of stock has been debited to Insurance Claim Receivable A/c by crediting opening stock.
2. Loss in respect of fixed assets has also been debited to Insurance Claim Receivable A/c by crediting WDV of fixed assets amounting to Rs. 297,75,953 and by crediting Accumulated Depreciation to P & L A/c (exceptional items) for Rs. 162,81,515.

Our conclusion is not modified in respect of this matter.

Date : 22.01.2021

For R. LAL AND COMPANY
Chartered Accountants
Firm Reg. No. 000926C



R. L. Agrawal

(CA RAM LAL AGRAWAL)
Proprietor

Membership No. 017583

UDIN:21017583AAAAAF7023

S. E. POWER LIMITED

CIN : L40106GJ2010PLC091880

Regd. Off: Survey No. 54/B, Pratapnagar, Jarod-Savli Road, Samlaya, Vadodara-391520 (Guj.)

Tel.: +91 2667 251566, E-mail: cs@sepower.in, Website: www.sepower.in

STATEMENT OF CONSOLIDATED UNAUDITED FINANCE RESULTS FOR FOR THE QUARTER AND NINE MONTHS ENDED 31ST DECEMBER, 2020

PART-A

Sr. No.	Particulars	Three Months Ended			Nine Months Ended		Year Ended
		31.12.2020	30.09.2020	31.12.2019	31.12.2020	31.12.2019	31.03.2020
		(Unaudited)	(Unaudited)	(Unaudited)	(Unaudited)	(Unaudited)	(Audited)
I	Revenue from Operations	790.52	638.85	560.79	1,481.18	1,509.90	2,044.33
	Other Income	12.18	11.98	12.43	26.12	34.18	45.07
	Total Revenue	802.70	650.83	573.22	1,507.30	1,544.08	2,089.40
II	Expenses:						
	Cost of Operations	633.81	501.22	498.45	1,191.97	1,349.78	1,812.00
	Change in Stock	21.85	(37.60)	(28.83)	(18.14)	(49.57)	(1.97)
	Employee Benefit Expenses	45.63	40.88	51.29	115.55	138.57	185.16
	Financial Costs	124.87	134.49	85.51	373.89	243.67	353.97
	Depreciation and Amortization Expenses	114.43	105.41	112.32	323.83	336.83	439.86
	Other Expenses	108.25	83.85	52.52	239.16	214.72	338.01
	Total Expenses	1,048.84	828.25	771.26	2,226.26	2,234.00	3,127.03
III	Profit before Exceptional Items and Tax	(246.14)	(177.42)	(198.04)	(718.96)	(689.92)	(1,037.63)
IV	Exceptional Items				162.82		-
V	Profit before Tax	(246.14)	(177.42)	(198.04)	(556.14)	(689.92)	(1,037.63)
VI	Tax Expense:						
	(1) Current Tax	(0.01)	(0.12)	0.10	-	0.31	0.37
	(2) Deferred Tax	(59.15)	(6.36)	(66.30)	(140.52)	(178.34)	(212.41)
	(3) Previous Year Income Tax					5.00	25.95
VII	Profit/(Loss) from the period	(186.98)	(170.94)	(131.84)	(415.62)	(516.89)	(851.54)
VIII	Other Comprehensive Income:						
a)	i) Items that will not be reclassified to profit and loss	-	-	-	-	-	-
	ii) Income tax relating to items that will not be reclassified to profit and loss	-	-	-	-	-	-
b)	i) Items that will be reclassified to profit and loss	-	-	-	-	-	-
	ii) Income tax relating to items that will be reclassified to profit and loss	-	-	-	-	-	-
IX	Total Comprehensive Income for the period	(186.98)	(170.94)	(131.84)	(415.62)	(516.89)	(851.54)
	Paid-up Equity Share Capital (Face Value of Rs. 10/-)	4,061.00	4,061.00	4,061.00	406.10	4,061.00	4,061.00
X	Earning per Equity Share:						
	(1) Basic	(0.46)	(0.42)	(0.32)	(1.02)	(0.95)	(2.10)
	(2) Diluted	(0.46)	(0.42)	(0.32)	(1.02)	(0.95)	(2.10)

The image shows a handwritten signature in black ink over a circular stamp. The stamp contains the text 'S. E. POWER LIMITED' around the perimeter. The signature is written in a cursive style across the center of the stamp.

S. E. POWER LIMITED

CIN : L40106GJ2010PLC091880

Regd. Off: Survey No. 54/B, Pratapnagar, Jarod-Savli Road, Samlaya, Vadodara-391520 (Guj.)

Tel.: +91 2667 251566, E-mail: cs@sepower.in, Website: www.sepower.in

STATEMENT OF CONSOLIDATED UNAUDITED ASSETS AND LIABILITIES AS AT 31ST DECEMBER, 2020

PART-B		(₹ in Lakh)	
Sr. No.	Particulars	Nine Month	Year Ended
		31.12.2020	31.03.2020
		(Unaudited)	(Audited)
I	ASSETS		
	(1) Non Current Assets		
	(a) Property, Plant and Equipment	6,459.49	6,781.84
	(b) Capital work-in-progress	-	-
	(c) Investment Property	-	-
	(d) Goodwill	11.26	11.26
	(e) Other intangible assets	-	-
	(f) Intangible assets under development	-	-
	(g) Biological Assets other than bearer plants	-	-
	(h) Financial assets	-	-
	(i) Investments	47.49	47.49
	(ii) Trade receivables	-	-
	(iii) Loans	-	-
	(iv) Other financial assets	-	-
	(i) Deferred tax assets (net)	1,052.95	912.42
	(j) Other non-current assets	3.00	2.96
	(2) Current Assets		
	(a) Inventories	106.69	384.65
	(b) Financial assets	-	-
	(i) Investments	132.39	127.58
	(ii) Trade receivables	433.76	313.58
	(iii) Cash and cash equivalents	23.73	17.35
	(iv) Bank balances other than Cash and Cash equivalents above	-	-
	(v) Loans	341.13	362.03
	(vi) Others (to be specified)	-	-
	(c) Current Tax Assets (Net)	46.57	64.82
	(d) Other current assets	577.83	19.97
	Total Assets	9,236.28	9,045.96
II	EQUITY AND LIABILITIES		
	(1) Equity		
	(a) Equity Share capital	4,061.00	4,061.00
	(b) Other equity	(2,675.86)	(2,260.24)
	(2) Liabilities		
	Non-current liabilities		
	(a) Financial Liabilities	-	-
	(i) Borrowings	6,592.99	6,187.90
	(ii) Trade payable	-	-
	(iii) Other financial liabilities	-	-
	(b) Provisions	-	-
	(c) Deferred tax liabilities (Net)	-	-
	(d) Other non-current liabilities	-	-
	(3) Current liabilities		
	(a) Financial liabilities	-	-
	(i) Borrowings	892.62	660.59
	(ii) Trade payables	300.29	370.63
	(iii) Other financial liabilities	-	-
	(b) Other current liabilities	64.86	25.71
	(c) Provisions	0.37	0.37
	(d) Current tax liabilities (Net)	-	-
	Total Equity and Liabilities	9,236.28	9,045.96

The image shows a handwritten signature in black ink over a circular stamp. The stamp contains the text 'S. E. POWER LIMITED' around the perimeter and a star in the center. The signature appears to be 'R. Gupta'.

S. E. POWER LIMITED

CIN : L40106GJ2010PLC091880

Regd. Off: Survey No. 54/B, Pratapnagar, Jarod-Savli Road, Samlaya, Vadodara-391520 (Guj.)

Tel.: +91 2667 251566, E-mail: cs@sepower.in, Website: www.sepower.in

CONSOLIDATED SEGMENT REPORTING FOR THE QUARTER AND NINE MONTHS ENDED 31ST DECEMBER, 2020

(₹ in Lakh)

PART-C	Sr. No.	Particulars	Three Months Ended			Nine Months Ended		Year Ended
			31.12.2020	30.09.2020	31.12.2019	31.12.2020	31.12.2019	31.03.2020
			(Unaudited)	(Unaudited)	(Unaudited)	(Unaudited)	(Unaudited)	(Audited)
1		Segment Revenue	31.33	41.50	8.85	96.39	133.94	142.62
		(a) Non Conventional Energy	759.20	597.34	549.54	1,381.98	1,368.42	1,890.47
		(b) Reclaimed Rubber	-	-	2.40	2.81	7.55	11.25
		(c) Other	-	-	-	-	-	-
		Total	790.53	638.84	560.79	1,481.18	1,509.91	2,044.34
		Less: Inter Segment Revenue	-	-	-	-	-	-
		Net Income from Operations	790.53	638.84	560.79	1,481.18	1,509.91	2,044.34
2		Segment Results:						
		Profit/(Loss) before tax, interest and Exceptional Items	(24.98)	(14.61)	(32.05)	(70.64)	11.88	(20.45)
		(a) Non Conventional Energy	(108.19)	(40.03)	(93.55)	(300.72)	(493.90)	(710.66)
		(b) Reclaimed Rubber	(0.28)	(0.28)	0.51	0.17	1.60	2.38
		(c) Other	(133.45)	(54.92)	(125.09)	(371.19)	(480.42)	(728.73)
		Total	124.87	134.49	85.52	373.89	243.67	353.97
		Less:						
		(i) Finance costs	12.18	11.98	12.42	26.12	34.18	45.07
		Add.	(246.14)	(177.43)	(198.19)	(718.96)	(689.91)	(1,037.63)
		(i) Other Un-allocable Income						
		Total Profit/(Loss) Before Tax	1,673.76	1,713.59	6,079.90	1,673.76	6,079.90	1,805.16
3		Segment Assets						
		(a) Non Conventional Energy	7,337.96	7,092.05	2,906.88	7,337.96	2,906.88	7,016.99
		(b) Reclaimed Rubber	224.56	224.91	286.58	224.56	286.58	287.55
		(c) Other	-	-	-	-	-	-
		Total	9,236.28	9,030.55	9,273.36	9,236.28	9,273.36	9,109.70
4		Segment Liabilities						
		(a) Non Conventional Energy	3.39	0.49	3,748.96	3.39	3,748.96	26.41
		(b) Reclaimed Rubber	7,847.11	7,456.88	3,324.90	7,847.11	3,324.90	7,218.23
		(c) Other	0.64	1.06	0.34	0.64	0.34	0.56
		Total	7,851.14	7,458.43	7,074.20	7,851.14	7,074.20	7,245.20
5		Capital Employed						
		(Segment Assets- Segment Liabilities)	1,670.37	1,713.10	2,330.94	1,670.37	2,330.94	2,261.68
		(a) Non Conventional Energy	(509.15)	(364.83)	(418.02)	(509.15)	(418.02)	(684.17)
		(b) Reclaimed Rubber	223.92	223.85	286.24	223.92	286.24	286.99
		(c) Other	-	-	-	-	-	-
		Total	1,385.14	1,572.12	2,199.16	1,385.14	2,199.16	1,864.50


Notes:

- This Statement has been prepared in accordance with the Companies (Indian Accounting Standards) Rules, 2015, as amended (Ind AS), prescribed under Section 133 of the Companies Act, 2013, and other recognised accounting practices and policies to the extent applicable.
- The above results have been reviewed by the Audit Committee and approved by the Board of Directors at its meeting held on January 22, 2021. The audit report of the statutory auditors is being filed with the BSE Ltd and National Stock Exchange of India Ltd. The Statutory Auditors have expressed an Unmodified Opinion.
- The Company has two primary business segments i.e. Non-Conventional Energy Division and Reclaimed Rubber Division.
- In the first quarter of financial year 2020-21 i.e. June 30th, 2020, the operations of the company was impacted due to the major fire break out, the company has filed its insurance claim, which is pending
- Previous periods / year's figures have been reclassified/ regrouped whenever necessary to conform to current period presentation.

Place : New Delhi

Date : 22-01-2021

For and on behalf of Board of Directors


SACHIN AGARWAL
MANAGING DIRECTOR


M/S S. E. POWER LIMITED

Consolidated Cash Flow Statement for the Nine Months ended on 31st December, 2020

(Amount in ₹)

Particulars	31-12-2020	31-03-2020
Cash Flows from Operating Activities:		
Net Profit before taxation, and extraordinary items	(55,614,395)	(103,763,466)
Adjustments for		
Depreciation	32,383,489	43,986,103
Interest Expense	37,388,749	35,396,722
Interest Income	(607,254)	(869,096)
Depreciation written back	(16,281,515)	
Operating Profit before working capital changes	(2,730,926)	(25,249,737)
Adjustments for		
Short Term Loans & Advances	19,639,760	4,472,321
Inventories and Trade Receivable	(9,677,402)	(9,765,501)
Current Liabilities & Provisions	(3,117,704)	18,573,681
Cash generated from operations	4,113,729	(11,969,236)
Direct Taxes	-	2,632,063
Cash flow before extraordinary item	4,113,729	(14,601,299)
Extraordinary items	-	-
Net Cash from / (used) Operating activities	4,113,729	(14,601,299)
Cash Flows from Investing Activities:		
Interest Income	607,254	869,096
Proceed from Equity Capital	-	-
Purchase of Fixed Assets	(29,924,855)	(2,815,289)
Purchase of Trade Investments	(480,540)	(52,422)
Decrease/(Increase) in Long Term Loans and Advances	-	-
Net Cash from / (used) Investing activities	(29,798,141)	(1,998,615)
Net Cash from Financing activities:		
Proceeds/(Repayment) Short Term Borrowings	23,202,351	2,793,955
Proceeds/(Repayment) of Long Term Borrowings	40,509,033	48,777,487
Interest Expenses	(37,388,749)	(35,396,722)
Net Cash from / (used) Financing activities	26,322,635	16,174,720
Net Increase in Cash & Cash equivalents	638,223	(425,194)
Cash & Cash equivalents at beginning of period	1,735,130	2,160,324
Cash & Cash equivalents at end of period	2,373,353	1,735,130

M/s R. LAL AND COMPANY
Chartered Accountants



A-5, INDRAPURI, NEW AGRA,
AGRA, UTTAR PRADESH-282005
M : 9412260493
T : 0562-4034601
e-mail : rlalco2006@rediffmail.com

CA RAM LAL AGRAWAL
B.Com., LL.B., F.C.A

To,
The Board of Directors
S. E. Power Limited
Vadodara

**INDEPENDENT AUDITOR'S REVIEW REPORT ON THE REVIEW OF INTERIM
CONSOLIDATED FINANCIAL RESULTS**

We have reviewed the accompanying statement of un-audited quarterly consolidated financial results of S. E. Power Limited ("the Company") and its subsidiary Shubham Electrochem Limited (collectively referred to as 'the Group') for the quarter and Nine Months ended 31st December, 2020 (the "Statements"), being submitted by the Company pursuant to the requirements of Regulation 33 of the SEBI (Listing Obligations and Disclosure Requirements) Regulations, 2015.

The Statements which is the responsibility of the Company's management and approved by the Board of Directors, have been prepared in accordance with the recognition and measurement principles laid down in the Indian Accounting Standard 34 "Interim Financial Reporting" ("Ind AS 34"), prescribed under section 133 of the Companies Act, 2013 read with relevant rules issued thereafter and other accounting principles generally accepted in India. Our responsibility is to issue a report on the Statement based on our review.

We conducted our review in accordance with the Standard on Review Engagement (SRE) 2410, Review of Interim Financial Information Performed by the Independent Auditor of the Entity' issued by the Institute of Chartered Accountants of India. This standard requires that we plan and perform the review to obtain moderate assurance as to whether the financial statements are free of material misstatement. A review is limited primarily to inquiries of company personnel and analytical procedures applied to financial data and thus provides less assurance than an audit. We have not performed an audit and accordingly, do not express an audit opinion.

We also performed procedures in accordance with the circular issued by the SEBI under Regulation 33 (8) of the SEBI (Listing Obligations and Disclosure Requirements) Regulations, 2015, as amended, to the extent applicable.

The Statement includes the results of M/s Shubham Electrochem Limited, wholly owned Subsidiary of the Company.



Based on our review conducted as above, nothing has come to our attention that causes us to believe that the accompanying statements prepared in accordance with applicable accounting standards i.e. Ind AS as prescribed under Section 133 of the Companies Act, 2013 read with relevant rules issued thereunder or by the Institute of Chartered Accountants of India and other recognized accounting practices and policies has not disclosed the information required to be disclosed in terms of Regulation 33 of the SEBI (Listing Obligations and Disclosure Requirements) Regulations, 2015, as amended, including the manner in which it is to be disclosed, or that it contains any material misstatement

Emphasis of Matter

We draw attention to Note No. 4 of the accompanying statement regarding loss due to fire outbreak in the factory on 19th April, 2020, thereby causing estimated loss of Rs. 7, 15, 13,252/-, out of which estimated loss of Fixed Assets is Rs. 4,60,57,468/- and Rs. 2,54,55, 784 towards loss of Stock. Company has lodged insurance claim for the estimated loss and is pending as on date. The effect of loss on fire has been taken as under :-

1. Loss in respect of stock has been debited to insurance claim receivable by crediting opening stock
2. Loss in respect of fixed assets has also been debited to insurance claim receivable by crediting WDV of fixed assets amounting to Rs. 297,75,953 and by crediting accumulated depreciation to P & L A/c (exceptional items) for Rs. 162,81,515.

Date : 22.01.2021

For R. LAL AND COMPANY
Chartered Accountants
Firm Reg. No. 000926C



R. L. Agrawal

(CA RAM LAL AGRAWAL)

Proprietor

Membership No. 017583

UDIN: 21017583.AAAAAE.2755