



**BOSCH**

The Manager (Listing)  
National Stock Exchange of India Limited  
"Exchange Plaza", 5<sup>th</sup> Floor,  
Plot No.C/1, G Block  
Bandra – Kurla Complex,  
Bandra (E)  
MUMBAI – 400 051

Corporate Services Department  
The Manager (Listing)  
BSE Limited,  
Regd.Office: Floor 25,  
Phiroze Jeejeebhoy Towers  
Dalal Street  
Mumbai – 400 001

Bosch Limited  
Post Box No:3000  
Hosur Road, Adugodi  
Bangalore-560030  
Karnataka, India  
Tel +91 80 6752 2315  
  
www.boschindia.com  
L85110KA1951PLC00761

01.08.2020

NSE/BSE

Dear Sirs,

**Sub: Compliance under Regulation 30 & 34 of the SEBI (Listing Obligations and Disclosure Requirements) Regulations, 2015:**

Pursuant to Regulations 30 & 34 of the Securities and Exchange Board of India (Listing Obligations and Disclosure Requirements) Regulations, 2015, please find enclosed the following:

1. Notice of the 68<sup>th</sup> Annual General Meeting of the Company scheduled to be held on Thursday, August 27, 2020 at 3.00 pm (IST) through video conferencing (VC) /other visual audio means (OVAM);
2. Annual Report for the Financial Year ended March 31, 2020.

In compliance with the provisions of the Ministry of Corporate Affairs ('MCA') General Circular No. 20/2020 dated 5<sup>th</sup> May, 2020 read together with MCA General Circular Nos. 14 & 17/2020 dated 8<sup>th</sup> April, 2020 and 13<sup>th</sup> April, 2020 respectively, and Securities and Exchange Board of India ('SEBI') Circular No. SEBI/HO/CFD/CMD1/CIR/P/2020/79 dated 12<sup>th</sup> May, 2020, the Notice of AGM along with Annual Report is being sent only by email to the Members.

Kindly take the same on record.

Thanking you,

**Yours faithfully,  
for Bosch Limited,**

**Rajesh Parte  
Company Secretary & Compliance Officer**

*Encl.: as above.*

# Bosch Limited

(CIN: L85110KA1951PLC000761)

Registered Office: Hosur Road, Adugodi, Bengaluru - 560 030

Tel: +91 80 6752 1750; 6752 2315;

Website: www.bosch.in; E-mail: investor@in.bosch.com;

CIN: L85110KA1951PLC000761

**NOTICE** is hereby given that the Sixty Eighth Annual General Meeting of Bosch Limited (the "Company") will be held on Thursday, August 27, 2020 at 03:00 p.m. (IST) through Video Conferencing ("VC") / Other Audio Visual Means ("OAVM"), to transact the following businesses:

## **ORDINARY BUSINESS:**

1. To receive, consider and adopt the Audited Financial Statement (including Audited Consolidated Financial Statement) of the Company for the Financial Year ended March 31, 2020, together with the Reports of the Board of Directors and Auditors thereon and in this regard, to consider and if thought fit, to pass, with or without modification(s), the following resolutions as an **Ordinary Resolutions:**

- a. **"RESOLVED THAT** the audited financial statement of the Company for the financial year ended March 31, 2020 and the reports of the Board of Directors and Auditors thereon, as circulated to the Members, be and are hereby considered and adopted."
- b. **"RESOLVED THAT** the audited consolidated financial statement of the Company for the financial year ended March 31, 2020 and the reports of the Auditors thereon, as circulated to the Members, be and are hereby considered and adopted."

2. To declare dividend on Equity Shares for the Financial Year ended March 31, 2020 and in this regard, to consider and if thought fit, to pass, with or without modification(s) the following resolution as an **Ordinary Resolution:**

**"RESOLVED THAT** a dividend at the rate of Rs.105 (Rupees One hundred and five only) per equity share of Rs. 10 (Rupees Ten) each as recommended by the Board of Directors, be and is hereby declared for the financial year ended March 31, 2020 and the same be paid out of the profits of the Company for the financial year ended March 31, 2020."

3. To appoint Mr. Peter Tyroller (DIN: 06600928), who retires by rotation as a Director and in this regard, to consider and if thought fit to pass, with or without modification (s), the following resolution as an **Ordinary Resolution.**

**"RESOLVED THAT** in accordance with the provisions of Section 152 and other applicable provisions of the Companies Act, 2013, Mr. Peter Tyroller (DIN: 06600928), who retires by rotation at this meeting be and is hereby appointed as a Director of the Company, liable to retire by rotation."

## **SPECIAL BUSINESS:**

4. To consider, and if thought fit, to pass the following resolution as a **Special Resolution:**

**"RESOLVED THAT** pursuant to the provisions of Sections 196, 197 and 198 read with Schedule V and other applicable provisions of the Companies Act, 2013 ( "the Act"), the Companies (Appointment and Remuneration of Managerial Personnel) Rules, 2014 (including any statutory modification(s) or re-enactment thereof for the time being in force) and such other approvals, permissions and sanctions, as may be required and subject to such conditions and modifications, as may be required or imposed by any of the authorities while granting such approvals, permissions and sanctions and pursuant to the provisions of the Articles of Association of the Company, consent of the members be and is hereby accorded for re-appointment of Mr. Soumitra Bhattacharya (DIN: 02783243) as a Managing Director, for a further period of 2 ( two) years from July 01, 2020 to June 30, 2022 and for the payment of remuneration as set out in the explanatory statement pursuant to Section 102 of the Companies Act, 2013.

**RESOLVED FURTHER THAT** the Board of Directors (hereinafter referred to as "the Board" which term shall deem to include any Committee thereof) be and is hereby authorized to revise the terms and conditions of re-appointment including determination of remuneration payable to Mr. Bhattacharya as a Managing Director (hereinafter referred to as the appointee) within the above mentioned scale of salary, in such manner as the Board may in its absolute discretion deem fit from time to time.

**RESOLVED FURTHER THAT** where in any financial year during the currency of the tenure of the appointee, the Company has no profits or its profits are inadequate, the Company may pay to the appointee, the above remuneration as the minimum remuneration by way of salary, perquisite, other allowances, benefits and Performance pay as specified above subject to receipt of the requisite approvals, if any.

**RESOLVED FURTHER THAT** approval of the Company be accorded to the Board of Directors of the Company (including any Committee thereof) to do all such acts, deeds, matters and things and to take all such steps as may be required in this connection including seeking all necessary approvals to give effect to this resolution and to settle any questions, difficulties or doubts that may arise in this regard and further to execute all necessary documents, applications, returns and writings as may be necessary, proper, desirable or expedient."

5. To consider, and if thought fit, to pass the following resolution as a **Special Resolution**:

**“RESOLVED THAT** pursuant to the provisions of Sections 196, 197 and 198 read with Schedule V and other applicable provisions of the Companies Act, 2013 ( “the Act”), the Companies (Appointment and Remuneration of Managerial Personnel) Rules, 2014 (including any statutory modification(s) or re-enactment thereof for the time being in force) and such other approvals, permissions and sanctions, as may be required and subject to such conditions and modifications, as may be required or imposed by any of the authorities while granting such approvals, permissions and sanctions and pursuant to the provisions of the Articles of Association of the Company, consent of the members be and is hereby accorded for re-designation of Mr. Jan-Oliver Röhr (DIN:07706011) as Joint Managing Director of the Company, with effect from January 01, 2020 to December 31, 2020 and for the payment of remuneration as set out in the explanatory statement pursuant to Section 102 of the Companies Act, 2013.

**RESOLVED FURTHER THAT** the Board of Directors (hereinafter referred to as “the Board” which term shall deem to include any Committee thereof) be and is hereby authorized to revise the terms and conditions including determination of remuneration payable to Mr. Jan-Oliver Röhr (DIN: 07706011) as Joint Managing Director (hereinafter referred to as the appointee) within the above mentioned scale of salary, in such manner as the Board may in its absolute discretion deem fit from time to time.

**RESOLVED FURTHER THAT** where in any financial year during the currency of the tenure of the appointee, the Company has no profits or its profits are inadequate, the Company may pay to the appointee, the above remuneration as the minimum remuneration by way of salary, perquisite, other allowances, benefits and Performance pay as specified above subject to receipt of the requisite approvals, if any.

**RESOLVED FURTHER THAT** approval of the Company be accorded to the Board of Directors of the Company (including any Committee thereof) to do all such acts, deeds, matters and things and to take all such steps as may be required in this connection including seeking all necessary approvals to give effect to this resolution and to settle any questions, difficulties or doubts that may arise in this regard and further to execute all necessary documents, applications, returns and writings as may be necessary, proper, desirable or expedient.”

6. To consider, and if thought fit, to pass the following resolution as a **Special Resolution**:

**“RESOLVED THAT** pursuant to the provisions of section 152 and all other applicable provisions of the Companies Act, 2013 and the Rules framed thereunder ( including any statutory modification(s) or amendment(s) thereto, or re-enactment(s) thereof for the time being in force) and pursuant to the provisions the Articles of Association of the Company, Mr. S.C. Srinivasan (DIN: 02327433), who was appointed by the Board of Directors as an Additional Director of the company with effect from January 01, 2020 under section 161 of the Companies Act, 2013 and who holds office up to the date of this Annual General Meeting of the Company in terms of section 161 of the Companies Act, 2013 ( the “Act”) and in respect of whom the Company has received a Notice in writing under section 160 of the Companies Act, 2013 proposing his candidature for the office of Director, being so eligible, be appointed as a Director of the Company, liable to retire by rotation.”

**RESOLVED FURTHER THAT** pursuant to the provisions of Sections 196, 197 and 198 read with Schedule V and other applicable provisions of the Companies Act, 2013 ( “the Act”), the Companies (Appointment and Remuneration of Managerial Personnel) Rules, 2014 (including any statutory modification(s) or re-enactment thereof for the time being in force) and such other approvals, permissions and sanctions, as may be required and subject to such conditions and modifications, as may be required or imposed by any of the authorities while granting such approvals, permissions and sanctions and pursuant to the provisions of the Articles of Association of the Company, consent of the members be and is hereby accorded for the appointment of Mr. S.C. Srinivasan (DIN: 02327433) as a Whole-time Director of the Company designated as an “Executive Director and Chief Financial Officer” of the Company, with effect from January 01, 2020 to June 30, 2021, and for the payment of remuneration as set out in the explanatory statement pursuant to Section 102 of the Companies Act, 2013.

**RESOLVED FURTHER THAT** the Board of Directors (hereinafter referred to as “the Board” which term shall deem to include any Committee thereof) be and is hereby authorized to revise the terms and conditions including determination of remuneration payable to Mr. S.C. Srinivasan (DIN: 02327433) as a Whole-time Director (hereinafter referred to as the appointee) within the above mentioned scale of salary, in such manner as the Board may in its absolute discretion deem fit from time to time.

**RESOLVED FURTHER THAT** where in any financial year during the currency of the tenure of the appointee, the Company has no profits or its profits are inadequate, the Company may pay to the appointee, the above remuneration as the minimum remuneration by way of salary, perquisite, other allowances, benefits and Performance pay as specified above subject to receipt of the requisite approvals, if any.

**RESOLVED FURTHER THAT** approval of the Company be accorded to the Board of Directors of the Company (including any Committee thereof) to do all such acts, deeds, matters and things and to take all such steps as may be required in this connection including seeking all necessary approvals to give effect to this resolution and to

settle any questions, difficulties or doubts that may arise in this regard and further to execute all necessary documents, applications, returns and writings as may be necessary, proper, desirable or expedient.”

7. To consider and, if thought fit, to pass the following resolution as a **Special Resolution:**

**“RESOLVED THAT** pursuant to the provisions of Sections 196, 197 and 198 read with Schedule V and other applicable provisions of the Companies Act, 2013 ( “the Act”), the Companies (Appointment and Remuneration of Managerial Personnel) Rules, 2014 (including any statutory modification(s) or re-enactment thereof for the time being in force) and such other approvals, permissions and sanctions, as may be required and subject to such conditions and modifications, as may be required or imposed by any of the authorities while granting such approvals, permissions and sanctions and pursuant to the provisions of the Articles of Association of the Company, consent of the members be and is hereby accorded for appointment of Mr. Sandeep Nelamangala (DIN: 08264554), as a Whole-time Director of the Company ( consequent to his appointment as an Alternate Director) for a period of three years with effect from January 1, 2020 to December 31, 2022 and for the payment of remuneration as set out in the explanatory statement pursuant to Section 102 of the Companies Act, 2013.

**RESOLVED FURTHER THAT** the Board of Directors (hereinafter referred to as “the Board” which term shall deem to include any Committee thereof) be and is hereby authorized to revise the terms and conditions of appointment including determination of remuneration payable to Mr. Nelamangala as a Whole-time Director (hereinafter referred to as the appointee) within the above mentioned scale of salary, in such manner as the Board may in its absolute discretion deem fit from time to time.

**RESOLVED FURTHER THAT** where in any financial year during the currency of the tenure of the appointee, the Company has no profits or its profits are inadequate, the Company may pay to the appointee, the above remuneration as the minimum remuneration by way of salary, perquisite, other allowances, benefits and Performance pay as specified above subject to receipt of the requisite approvals, if any.

**RESOLVED FURTHER THAT** approval of the Company be accorded to the Board of Directors of the Company (including any Committee thereof) to do all such acts, deeds, matters and things and to take all such steps as may be required in this connection including seeking all necessary approvals to give effect to this resolution and to settle any questions, difficulties or doubts that may arise in this regard and further to execute all necessary documents, applications, returns and writings as may be necessary, proper, desirable or expedient.”

8. To consider and, if thought fit, to pass the following resolution as an **Ordinary Resolution:**

**“RESOLVED THAT** pursuant to the provisions of section 152 and all other applicable provisions of the Companies Act, 2013 and the Rules framed thereunder ( including any statutory modification(s) or amendment(s) thereto, or re-enactment(s) thereof for the time being in force), and pursuant to the provisions of the Articles of Association of the Company, Dr. Bernhard Straub (DIN: 06654241), who was appointed by the Board of Directors as an Additional Director of the company with effect from August 24, 2019 under section 161 of the Companies Act, 2013 and who holds office up to the date of this Annual General Meeting of the Company in terms of section 161 of the Companies Act, 2013 ( the “Act”) and in respect of whom the Company has received a Notice in writing under section 160 of the Companies Act, 2013 proposing his candidature for the office of Director, being so eligible, be appointed as a Director of the Company, liable to retire by rotation.”

9. To consider and, if thought fit, to pass the following resolution as an **Ordinary Resolution:**

**“RESOLVED THAT** pursuant to the provisions of section 148 and other applicable provisions, if any, of the Companies Act, 2013 and the Companies (Audit and Auditors) Rules, 2014, (including any statutory modification(s) or amendment (s) thereto or re-enactment(s) thereof, for the time being in force) and pursuant to the recommendations of the Audit Committee, the remuneration payable to Messrs. Rao, Murthy & Associates, Cost Accountants having Firm Registration No. 000065, appointed by the Board of Directors of the Company as Cost Auditors to conduct audit of the Cost Records of the Company for the Financial Year 2020-21, amounting to Rs.600,000 (Rupees Six Lakhs only),exclusive of applicable taxes and reimbursement of out of pocket expenses, at actuals, be ratified.

**RESOLVED FURTHER THAT** the Board of Directors (including any Committee thereof) be and are hereby authorized to do such acts, deeds, matters and things as may be required to give effect to this resolution and to settle any questions, difficulties or doubts that may arise in this regard.”

By Order of the Board

May 22, 2020  
Mumbai

**Rajesh Parte**  
Company Secretary & Compliance Officer  
Membership No. ACS 10700

**Notes:**

1. Considering the present COVID -19 pandemic, the Ministry of Corporate Affairs (MCA) has vide its General Circular dated May 5, 2020 read together with Circulars dated April 8, 2020 and April 13, 2020 (Collectively referred to as "MCA Circulars") permitted convening the Annual General Meeting ("AGM") through Video Conferencing ("VC") / Other Audio Visual Means ("OAVM"), without the presence of the Members at a common venue. In accordance with the MCA Circulars, provisions of the Companies Act, 2013 ("the Act") and the Securities and Exchange Board of India (Listing Obligations and Disclosure Requirements) Regulations, 2015 ("SEBI Listing Regulations"), this AGM of the Company is being held through VC/OAVM.

Central Depository Services (India) Limited shall be providing facility for voting through remote e-voting, for participation in the AGM through VC/OAVM facility and e-voting during the AGM. The procedure for participating in the meeting through VC/OAVM is explained at Note No. 18 below.

2. Pursuant to MCA Circulars mentioned above, the Members will not be allowed to attend the AGM in person, and attendance of the Members through VC/OAVM will be counted for the purpose of reckoning the quorum under section 103 of the Companies Act, 2013.
3. In accordance with the Secretarial Standard -2 on General Meetings issued by the Institute of Company Secretaries of India, the proceedings of this Annual General Meeting will be deemed to be conducted at the Registered Office of the Company situated at Hosur Road, Adugodi, Bengaluru – 560 030.
4. A statement setting out material facts pursuant to the provisions of section 102 (1) of the Companies Act, 2013 (the "Act") in respect of the special businesses set out at Item Nos. 4 to 9 of the Notice is annexed hereto. Further additional information with respect to Item No. 3 is also annexed hereto.
5. The Board of Directors have decided to include the Item Nos. 4 to 9 of this Notice as they are unavoidable in nature.
6. Since this AGM is being held through VC/AOVM pursuant to MCA Circulars, physical attendance of the Members has been dispensed with and accordingly, the facility for appointment of proxies by the Members is not available for this AGM. Hence Proxy Form and Attendance Slip are not attached.
7. Corporate/ Institutional Members are entitled to appoint authorized representatives to attend the AGM through VC/OAVM on their behalf and cast votes through remote e-voting or at the AGM. Corporate/ Institutional Members intending to authorize their representatives to participate and vote at the Meeting are requested to send a certified copy of the Board Resolution / Authorization letter to the Company at [speaker.agm@in.bosch.com](mailto:speaker.agm@in.bosch.com), authorizing its representative(s) to attend and vote through VC/OAVM on their behalf at the Meeting, pursuant to section 113 of the Act.
8. The Company encouraged the Members of the Company under the category of Institutional Shareholders to attend and participate in this AGM through VC/OAVM.
9. Since this AGM is held through VC/OAVM, the route map of the venue of the Meeting is also not annexed hereto.
10. The Register of Directors and Key managerial Persons and their shareholding maintained under section 170 of the Act and Register of Contract maintained under section 189 of the Companies Act and relevant documents referred in the Notice will be available for inspection by the members electronically without any fee from the date of circulation of this Notice up to the date of AGM i.e. August 27, 2020. Members seeking to inspect such documents can send their request at the email ID [speaker.agm@in.bosch.com](mailto:speaker.agm@in.bosch.com)
11. The Securities and Exchange Board of India (SEBI) has mandated submission of copy of Permanent Account Number (PAN) by every participant in the securities market. Members holding shares in electronic form are, therefore, requested to submit a copy of their PAN to the Depository Participants with whom they maintain their demat accounts. Members holding shares in physical form should submit a copy of their PAN to the Company/its Registrar and Transfer Agents (RTA).
12. Members who have not registered their e-mail address so far are requested to register their e-mail address with Depository Participant/Registrar and Transfer Agents for receiving all the communications including Annual Reports, Notices, etc. in electronic mode.

Shareholders holding shares in physical form are requested to furnish their e-mail addresses and mobile numbers with the Company's RTA viz. Integrated Registry Management Services Private Limited at <https://www.integratedindia.in/emailupdatation.aspx>

13. Rule 3 of Companies (Management and Administration) Rules, 2014 (as amended) prescribes that Register of Members should include details pertaining to e-mail, PAN/CIN, UID, Occupation, Status and Nationality. We request all the Members of the Company to update the said details with their respective depository participants in case of shares held in electronic form and with the Company's Registrar and Transfer Agents in the case of physical holding.

14. In this Notice and Annexure(s) thereto the terms "Shareholders" and "Members" are used interchangeably.

15. Book Closure: The Register of Members and the Share Transfer Books of the Company will remain closed from **Wednesday, August 05, 2020 to Thursday, August 27, 2020** (both days inclusive) for ascertaining entitlement of members eligible to receive the dividend, if declared at the meeting and for AGM.

16. Dividend: Subject to section 126 of the Act, dividend, if declared, will be paid subject to deduction of tax at source, as may be applicable to those Members whose names appear in the Register of Members as at the end of business hours on Tuesday, August 04, 2020 and who are beneficial owners as at the close of business hours on the said date as per the beneficiary list provided by Central Depository Services (India) Limited and National Securities Depository Limited.

17. TDS on Dividend: Pursuant to the changes introduced by the Finance Act 2020, w.e.f. April 1, 2020, the Company would be required to withhold taxes at the prescribed rates on the dividend paid to its shareholders. The withholding tax rate would vary depending on the residential status of the shareholder and the documents submitted by them and accepted by the Company. Accordingly, the above referred Dividend will be paid after deducting the tax at source as follows:

#### Resident Shareholder

Particulars	Applicable withholding tax Rate	Documents required (if any)- Please submit with details of DPID – Client Id/ Folio No.
With PAN (In accordance with Section 194 of the I.T. Act)	7.5%*	Update the PAN, if not already done, with the depositories (in case of shares held in demat mode) and with the Company's Registrar and Transfer Agents - Integrated Registry Management Services Private Limited (in case of shares held in physical mode).
Without PAN/ Invalid PAN	20%*	
Submitting Form 15G/ Form 15H	NIL	Declaration in Form No. 15G / Form 15H applicable to an Individual who is 60 years and more, fulfilling certain conditions.@  Please download Form 15G / 15H from the Income Tax website <a href="http://www.incometaxindia.gov.in">www.incometaxindia.gov.in</a>  or  <a href="https://www.integratedindia.in/Downloads/Dr/Form_15G.pdf">https://www.integratedindia.in/Downloads/Dr/Form_15G.pdf</a> <a href="https://www.integratedindia.in/Downloads/Dr/Form_15H.pdf">https://www.integratedindia.in/Downloads/Dr/Form_15H.pdf</a>  @A declaration in Form No. 15G/15H, as the case may be furnished, to the Company to the effect that the tax on the estimated total income of the FY 2020-2021 after including the income on which tax is to be deducted, will be NIL.
Submitting Order under Section 197 of the Income Tax Act, 1961 (Act)	Rate provided in the Order	Lower/NIL withholding tax certificate obtained from tax authority.
Shareholders (e.g. LIC, GIC for whom Section 194 of the Act is not applicable)	NIL	- Documentary evidence that the said provisions u/s 194 are not applicable. - a declaration that it has full beneficial interest with respect to the shares owned by it along with PAN
Persons Covered under Section 196 of the Act (e.g. Mutual Funds, Govt.)	NIL	Documentary evidence that the person is covered under said Section 196 of the Act.  <b>Mutual Funds:</b> (i) Self-declaration that they are specified in Section 10 (23D) of the Income Tax Act, 1961 along with self-attested copy of PAN card and registration certificate. (ii) Also certificate that payment of dividend in respect of any securities or shares owned by it or in which it has full beneficial interest.
Category - I & II Alternative Investment Funds (AIF) registered with SEBI	NIL	AIF established/incorporated in India - Self-declaration that its income is exempt under Section 10 (23FBA) of the Income Tax Act, 1961 and they are governed by SEBI regulations as Category I or Category II AIF along with self-attested copy of the PAN card and registration certificate.

**\*Notwithstanding the above, tax would not be deducted on payment of dividend to resident Individual shareholder, if total dividend to be paid in FY 2020-21 does not exceed ₹5,000.**

**Non-Resident Shareholder:**

<b>Particulars</b>	<b>Applicable withholding tax Rate</b>	<b>Documents required (if any)- Please submit with details of DPID – Client Id/ Folio No.</b>
<b>Foreign Institutional Investors (FIIs) / Foreign Portfolio Investors (FPIs)</b>	20% (plus applicable surcharge and cess)	Self-attested copy of PAN, if available
<b>Other Non-resident shareholders</b> (In accordance with the provisions of Section 195 of the I.T. Act)	20% (plus applicable surcharge and cess)  <b>OR</b>  Tax Treaty Rate** <b>(whichever is lower)</b>	In order to apply the Tax Treaty rate, following documents would be required:  1. Self-attested copy of Indian Tax Identification number (PAN), if available  2. Tax Residency Certificate (TRC) obtained from the tax authorities of the country of which the shareholder is a resident  3. Form 10F duly filled and signed. Click here to download Form 10F <a href="https://www.integratedindia.in/Downloads/Dr/Form_10F.pdf">https://www.integratedindia.in/Downloads/Dr/Form_10F.pdf</a>  4. Self-declaration from Non-resident, primarily covering the following: -Non-resident is eligible to claim the benefit of respective tax treaty. -Non-resident receiving the dividend income is the beneficial owner of such income -Dividend income is not attributable / effectively connected to any Permanent Establishment (PE) or Fixed Base in India  Click here to download Self Declaration format <a href="https://www.bosch.in/media/our_company/shareholder_information/2020/selfdeclarationforeigncompany.pdf">https://www.bosch.in/media/our_company/shareholder_information/2020/selfdeclarationforeigncompany.pdf</a>  <a href="https://www.bosch.in/media/our_company/shareholder_information/2020/selfdeclarationnonresident_other_than_foreigncompany.pdf">https://www.bosch.in/media/our_company/shareholder_information/2020/selfdeclarationnonresident_other_than_foreigncompany.pdf</a>
Submitting Order u/s 197 (i.e. lower or NIL withholding tax certificate)	Rate provided in the Order	Lower/NIL withholding tax certificate obtained from tax authority.

\*\*Further, as per Section 90 of the Act the non-resident shareholder has the option to be governed by the provisions of the Double Tax Avoidance Agreement (tax treaty) between India and the country of tax residence of the shareholder read with provisions laid down in Multilateral Instrument, wherever applicable. For this purpose, i.e. to avail Tax Treaty benefits, the non-resident shareholder will have to provide documents as specified above.

Kindly note that the Company is not obligated to apply the beneficial Tax Treaty rates at the time of tax deduction/withholding on dividend amounts. Application of beneficial Tax Treaty Rate shall depend upon the completeness of the documents submitted by the Non- Resident shareholder and review to the satisfaction of the Company.

Shareholders who are exempted from TDS provisions through any circular or notification may provide documentary evidence in relation to the same, to enable the Company in applying the appropriate TDS on Dividend payment to such shareholder.

The Company with M/s. Integrated Registry Management Services Private Limited, Company's Registrar and Transfer Agent has enabled a shareholder web portal for submission of tax exemption forms/requested documents. Shareholders can submit their tax exemption forms and supporting documents directly on portal for purposes of tax deduction at source by Clicking the below link and selecting 'Bosch Limited' in the company drop down: <https://www.integratedindia.in/ExemptionFormSubmission.aspx>

We request shareholders to upload the relevant documents at aforementioned link on or before 14.08.2020. No communication on the tax determination/deduction received post 14.08.2020 shall be considered for payment of dividend.

For withholding of taxes as mentioned above, the residential status of the shareholders will be considered as per the data available with the Company/RTA/the Depository Participants (the "DPs"). In case there is change in their status, then the shareholders are requested to update their current status with the Company/RTA/the DPs at the earliest.

If the tax on said Dividend is deducted at a higher rate in absence of receipt of or satisfactory completeness of the aforementioned details/documents. The shareholder may claim an appropriate refund in the return of income filed with their respective Tax authorities, if eligible.

Above communication on TDS sets out the provisions of law in a summary manner only from withholding tax perspective. Shareholders should consult their tax advisors for the applicable tax provisions.

**No claim shall lie against the Company for such taxes deducted.**

The Company will arrange to email a soft copy of the TDS certificate at the shareholders registered email ID in due course, post payment of the said Dividend. Shareholders will also be able to see the credit of TDS in Form 26AS, which can be downloaded from their e-filing account at <https://incometaxindiaefiling.gov.in>

**18. Instructions for Members for remote e-voting and attending the AGM through VC/OAVM are as under:**

- (i) The voting period begins on Monday, August 24, 2020 and ends on Wednesday, August 26, 2020. During this period shareholders of the Company, holding shares either in physical form or in dematerialized form, as on the cut-off date Thursday, August 20, 2020 may cast their vote electronically. The e-voting module shall be disabled by CDSL for voting thereafter.
- (ii) Shareholders who have already voted prior to the meeting date would not be entitled to vote at the meeting venue.
- (iii) The shareholders should log on to the e-voting website [www.evotingindia.com](http://www.evotingindia.com).
- (iv) Click on “Shareholders” module.
- (v) Now enter your User ID
  - a. For CDSL: 16 digits beneficiary ID,
  - b. For NSDL: 8 Character DP ID followed by 8 Digits Client ID,
  - c. Shareholders holding shares in Physical Form should enter Folio Number registered with the Company.
 OR  
 Alternatively, if you are registered for CDSL’s EASI/EASIESt e-services, you can log-in at <https://www.cdslindia.com> from Login-Myeasi using your login credentials. Once you successfully log-in to CDSL’s EASI/EASIESt e-services, click on e-Voting option and proceed directly to cast your vote electronically.
- (vi) Next enter the Image Verification as displayed and Click on Login.
- (vii) If you are holding shares in demat form and had logged on to [www.evotingindia.com](http://www.evotingindia.com) and voted on an earlier e-voting of any company, then your existing password is to be used.
- (viii) If you are a first time user follow the steps given below:

	<b>For Shareholders holding shares in Demat Form and Physical Form</b>
PAN	Enter your 10 digit alpha-numeric *PAN issued by Income Tax Department (Applicable for both demat shareholders as well as physical shareholders) <ul style="list-style-type: none"> <li>• Shareholders who have not updated their PAN with the Company/Depository Participant are requested to use the first two letters of their names and the 8 digits of the sequence number in the PAN field. For sequence number, please write to RTA at <a href="mailto:Giri@integratedindia.in">Giri@integratedindia.in</a></li> </ul>
Dividend Bank Details OR Date of Birth (DOB)	Enter the Dividend Bank Details or Date of Birth (in dd/mm/yyyy format) as recorded in your demat account or in the company records in order to login. <ul style="list-style-type: none"> <li>• If both the details are not recorded with the depository or company please enter the member id / folio number in the Dividend Bank details field as mentioned in instruction (v).</li> </ul>

- (ix) After entering these details appropriately, click on “SUBMIT” tab.
- (x) Shareholders holding shares in physical form will then directly reach the Company selection screen. However, shareholders holding shares in demat form will now reach ‘Password Creation’ menu wherein they are required to mandatorily enter their login password in the new password field. Kindly note that this password is to be also used by the demat holders for voting for resolutions of any other company on which they are eligible to vote, provided that company opts for e-voting through CDSL platform. It is strongly recommended not to share your password with any other person and take utmost care to keep your password confidential.
- (xi) For shareholders holding shares in physical form, the details can be used only for e-voting on the resolutions contained in this Notice.
- (xii) Click on the EVSN for Bosch Limited: **200725003** on which you choose to vote.



- (xiii) On the voting page, you will see “RESOLUTION DESCRIPTION” and against the same the option “YES/NO” for voting. Select the option YES or NO as desired. The option YES implies that you assent to the Resolution and option NO implies that you dissent to the Resolution.
- (xiv) Click on the “RESOLUTIONS FILE LINK” if you wish to view the entire Resolution details.
- (xv) After selecting the resolution you have decided to vote on, click on “SUBMIT”. A confirmation box will be displayed. If you wish to confirm your vote, click on “OK”, else to change your vote, click on “CANCEL” and accordingly modify your vote.
- (xvi) Once you “CONFIRM” your vote on the resolution, you will not be allowed to modify your vote.
- (xvii) You can also take a print of the votes cast by clicking on “Click here to print” option on the Voting page.
- (xviii) If a demat account holder has forgotten the login password then Enter the User ID and the image verification code and click on Forgot Password & enter the details as prompted by the system.
- (xix) Shareholders can also cast their vote using CDSL’s mobile app “m-Voting”. The m-Voting app can be downloaded from respective Store. Please follow the instructions as prompted by the mobile app while Remote Voting on your mobile.
- (xx) Note for Non – Individual Shareholders and Custodians
  - Non-Individual shareholders (i.e. other than Individuals, HUF, NRI etc.) and Custodians are required to log on to [www.evotingindia.com](http://www.evotingindia.com) and register themselves in the “Corporates” module.
  - A scanned copy of the Registration Form bearing the stamp and sign of the entity should be emailed to [helpdesk.evoting@cdslindia.com](mailto:helpdesk.evoting@cdslindia.com).
  - After receiving the login details a Compliance User should be created using the admin login and password. The Compliance User would be able to link the account(s) for which they wish to vote on.
  - The list of accounts linked in the login should be mailed to [helpdesk.evoting@cdslindia.com](mailto:helpdesk.evoting@cdslindia.com) and on approval of the accounts they would be able to cast their vote.
  - A scanned copy of the Board Resolution and Power of Attorney (POA) which they have issued in favour of the Custodian, if any, should be uploaded in PDF format in the system for the scrutinizer to verify the same.
  - Alternatively Non Individual shareholders are required to send the relevant Board Resolution/ Authority letter etc. together with attested specimen signature of the duly authorized signatory who are authorized to vote, to the Company at the email address viz; [speaker.agm@in.bosch.com](mailto:speaker.agm@in.bosch.com) , if they have voted from individual tab & not uploaded same in the CDSL e-voting system for the scrutinizer to verify the same.

If you have any queries or issues regarding e-Voting, you may refer the Frequently Asked Questions (“FAQs”) and e-voting manual available at [www.evotingindia.com](http://www.evotingindia.com), under help section or write an email to [helpdesk.evoting@cdslindia.com](mailto:helpdesk.evoting@cdslindia.com) or contact Mr. Nitin Kunder (022-23058738 ) or Mr. Mehboob Lakhani (022-23058543) or Mr. Rakesh Dalvi (022-23058542).

All grievances connected with the facility for voting by electronic means may be addressed to Mr. Rakesh Dalvi, Manager, (CDSL, ) Central Depository Services (India) Limited, A Wing, 25th Floor, Marathon Futurex, Mafatlal Mill Compounds, N M Joshi Marg, Lower Parel (East), Mumbai - 400013 or send an email to [helpdesk.evoting@cdslindia.com](mailto:helpdesk.evoting@cdslindia.com) or call on 022-23058542/43.

**PROCESS FOR THOSE SHAREHOLDERS WHOSE EMAIL ADDRESSES ARE NOT REGISTERED WITH THE DEPOSITORIES/RTA FOR OBTAINING LOGIN CREDENTIALS FOR E-VOTING FOR THE RESOLUTIONS PROPOSED IN THIS NOTICE:**

1. For Physical shareholders- please provide necessary details like Folio No., Name of shareholder, scanned copy of the share certificate (front and back), PAN (self-attested scanned copy of PAN card), AADHAR (self-attested scanned copy of Aadhar Card) by email to Company on [speaker.agm@in.bosch.com](mailto:speaker.agm@in.bosch.com) / RTA on [giri@intergratedindia.in](mailto:giri@intergratedindia.in)
2. For Demat shareholders -, please provide Demat account details (CDSL-16 digit beneficiary ID or NSDL-16 digit DPID + CLID), Name, client master or copy of Consolidated Account statement, PAN (self-attested

scanned copy of PAN card), AADHAR (self-attested scanned copy of Aadhar Card) to Company on speaker. agm@in.bosch.com /RTA on giri@intergratedindia.in

**INSTRUCTIONS FOR SHAREHOLDERS ATTENDING THE AGM THROUGH VC/OAVM ARE AS UNDER:**

1. Shareholder will be provided with a facility to attend the AGM through VC/OAVM through the CDSL e-Voting system. Shareholders may access the same at <https://www.evotingindia.com> under shareholders/members login by using the remote e-voting credentials. The link for VC/OAVM will be available in shareholder/members login where the EVSN of Company will be displayed.
2. Shareholders are encouraged to join the Meeting through Laptops / IPads for better experience.
3. Further shareholders will be required to allow Camera and use Internet with a good speed to avoid any disturbance during the meeting.
4. Please note that Participants Connecting from Mobile Devices or Tablets or through Laptop connecting via Mobile Hotspot may experience Audio/Video loss due to Fluctuation in their respective network. It is therefore recommended to use Stable Wi-Fi or LAN Connection to mitigate any kind of aforesaid glitches.
5. Shareholders who would like to express their views/ask questions during the meeting may register themselves as a speaker by sending their request in advance at least 48 hours prior to the AGM i.e by 3.00 pm (IST) on Tuesday, August 25, 2020 mentioning their name, demat account number/folio number, email id, mobile number at [speaker.agm@in.bosch.com](mailto:speaker.agm@in.bosch.com). The shareholders who do not wish to speak during the AGM but have queries may send their queries in advance at least 48 hours prior to the AGM i.e by 3.00 pm (IST) on Tuesday, August 25, 2020 mentioning their name, demat account number/folio number, email id, mobile number at [speaker.agm@in.bosch.com](mailto:speaker.agm@in.bosch.com). These queries will be replied to by the company suitably depending on the availability of time at the AGM. The queries may be raised precisely and in brief to enable the Company to answer the same suitably depending on the availability of time at the AGM.
6. Those shareholders who have registered themselves as a speaker will only be allowed to express their views/ask questions during the meeting. The Company reserves the right to restrict the number of speakers depending up on the availability of time at the AGM.

**INSTRUCTIONS FOR SHAREHOLDERS FOR E-VOTING DURING THE AGM ARE AS UNDER:-**

1. The procedure for e-Voting on the day of the AGM is same as the instructions mentioned above for Remote e-voting.
  2. Only those shareholders, who are present in the AGM through VC/OAVM facility and have not casted their vote on the Resolutions through remote e-Voting and are otherwise not barred from doing so, shall be eligible to vote through e-Voting system available during the AGM.
  3. If any Votes are cast by the shareholders through the e-voting available during the AGM and if the same shareholders have not participated in the meeting through VC/OAVM facility , then the votes cast by such shareholders shall be considered invalid as the facility of e-voting during the meeting is available only to the shareholders attending the meeting.
  4. Shareholders who have voted through Remote e-Voting will be eligible to attend the AGM. However, they will not be eligible to vote at the AGM.
- 19. Webcast:** Your Company is pleased to provide one-way live webcast of the proceedings of the AGM on August 27, 2020 from 3.00 pm onwards at the web link [www.evotingindia.com](http://www.evotingindia.com). On this page, click on the link shareholders/members. Please enter 16 digit demat account ( in case of demat holdings) or 7 digit folio details ( in case of Physical holding) and then enter the characters displayed on the screen. After this you need to enter the details as asked by the system and then you will reach the link “live streaming” from where you can ONLY VIEW the proceeding of the 68th Annual General Meeting. In case you face any difficulty in viewing the meeting, please contact the

service provider, Central Depository Service Limited - Mr. Nitin Kunder (022- 23058738 ) or Mr. Mehboob Lakhani (022-23058543) or Mr. Rakesh Dalvi (022-23058542) for assistance.

20. The voting rights of members shall be in proportion to their share in the paid-up equity share capital of the Company as on the cut-off date i.e. Thursday, August 20, 2020. Any person who is not a member as on the cut-off date and receives this notice shall treat the same for information purposes only.
21. Mr. Pramod S. M. of BMP & Co., Practicing Company Secretaries, has been appointed as the Scrutinizer to scrutinize the voting and remote e-voting process in a fair and transparent manner.

After the conclusion of voting at the AGM, the Scrutinizers will submit a report after taking into account votes cast at the AGM as well as through remote e-voting in accordance with provisions of Rule 20 of Companies (Management and Administration) Rules, 2014, as amended. The consolidated results in respect of voting along with the Scrutinizer’s Report will be sent to the Stock Exchanges and will also be uploaded on website of the Company and CDSL.

**By Order of the Board**

May 22, 2020  
Mumbai

Rajesh Parte  
Company Secretary & Compliance Officer  
Membership No. ACS 10700

**Additional Information with respect to Item No.3:**

Mr. Peter Tyroller (DIN: 06600928), the Non-Executive and Non-Independent Director of the Company is liable to retire by rotation and being eligible, has offered himself for re-appointment. Additional information pursuant to Regulation 36 of the SEBI (Listing Obligations and Disclosure Requirements) Regulations, 2015 and Secretarial Standard on General Meetings is given below:

Director Identification Number	06600928
Date of Birth	07/11/1957
Date of Appointment	01/07/2013
Qualification	<ul style="list-style-type: none"> <li>• Engineering from the University of Applied Sciences (Ulm, Germany)</li> <li>• Engineering Management from the University of Applied Sciences (Frankfurt, Germany)</li> </ul>
Experience	Mr. Tyroller served as the Director of the Airbag Systems Unit of Robert Bosch GmbH and Managing Director of Wiper Systems & Electrical Motors Division of Valeo Autoelectric GmbH & Co. KG, Bietigheim. He held the position as Executive Vice-President (Sales - Gasoline Systems Division). Robert Bosch GmbH, Schwieberdingen in 2000 and later as President in 2003. He has been the member of the Board of Management, Robert Bosch GmbH from 2006 with corporate responsibility in marketing and sales, automotive original equipment sales and division responsibility in Automotive Aftermarket and from July 01, 2013, he took over the responsibility of Asia Pacific.
Relationship with other Directors and Key Managerial Personnel	Not related to any Director or Key Managerial Personnel of the Company.
Directorships held in other companies/body corporates	<ul style="list-style-type: none"> <li>• Robert Bosch (South East Asia) Pte. Ltd.</li> <li>• United Automotive Electronic Systems Co., Ltd.</li> <li>• Bosch HUAYU Steering Systems Co., Ltd.</li> </ul>
Chairmanship / Membership of Committees held in companies/ body corporates	Nil
Number of Equity shares held in the Company	Nil

Number of Board Meetings attended during last Financial Year (2019-20)	Six meetings of the Board of Directors were held during the Financial Year 2019-20. Mr. Peter Tyroller attended two (2) meetings in person and the other four (4) meetings were attended by the Alternate Director appointed for Mr. Tyroller.
Terms and conditions of Appointment	Non-Executive and Non-Independent Director, liable to retire by rotation. Mr. Tyroller has waived his remuneration as Director of the Company.

**STATEMENT SETTING OUT MATERIAL FACTS PURSUANT TO SECTION 102 OF THE COMPANIES ACT, 2013, IN RESPECT OF ITEM NOS. 4 TO 9 OF THE NOTICE**

**ITEM NO. 4**

Mr. Soumitra Bhattacharya was appointed as a Managing Director of the Company for a period from January 01, 2017 to June 30, 2020, as per resolution passed at the 65th Annual General Meeting of the Company held on September 01, 2017

The Board of Directors of the Company at its Meeting held on February 5, 2020 has pursuant to the recommendations of the Nomination and Remuneration Committee and subject to the approval of the Members of the Company approved re-appointment of Mr. Soumitra Bhattacharya as a Managing Director of the Company for a further period of two years from July 01, 2020 to June 30, 2022 on the terms and conditions as mentioned below:

1.	Term:	For a period of 2 years from July 01, 2020 to June 30, 2022.
2.	Remuneration:	<p>(i) Mr. Soumitra Bhattacharya's (the Director) remuneration shall be comprised of a base salary, a variable annual bonus and cash perk basket (CPB)/ allowance.</p> <p>(ii) Mr. Bhattacharya's annual base salary shall be INR 24,762,000 (gross) p.a. in the range of INR 15,000,000 (gross) to INR 50,000,000 (gross) p.a., revisions / increments being at the discretion of the Board.</p> <p>(iii) An annual bonus taking into account the economic results and also Mr. Bhattacharya personal performance and target achievement up to 160% of the Base Salary.</p> <p>(iv) Cash Perk Basket (CPB) / Allowance of INR 3,364,000 p.a (gross) in the range of INR 3,000,000 p.a. (gross) to INR 7,500,000 p.a. (gross) comprising of Medical Cost, Security, Housing, Leave Travel Allowance and Supplementary Allowance as per Company's policies subject to the provisions of Income Tax Act/ Rules; revision/ increments being at the discretion of the Board.</p> <p>(v) Benefits / Facilities:</p> <p>(i) Hospitalisation:</p> <p>(a) Hospitalisation Insurance: INR 1,500,000 p.a. for Mr. Bhattacharya and Family.</p> <p>(b) Post retirement hospitalization: INR 1,000,000 p.a. for Mr. Bhattacharya and family.</p> <p>Family includes spouse and children up to the age of 23 years.</p> <p>(ii) Life Insurance</p> <p>(a) Group Term Life Insurance: Compensation for death under group term life insurance for death due to natural causes will be 60 month's base salary.</p> <p>(b) Group Personal Accident Insurance: Compensation for death / permanent total disablement under group personal accident insurance will be 100 month's base salary.</p>
3.	Other terms:	<p>(a) The Director shall be entitled to reimbursement of all actual expenses for travelling incurred in the course of Company's business.</p> <p>(b) The Directors' remuneration shall be subject to deduction of tax at source and other statutory deductions as applicable.</p>

4.	Benefits & Facilities:	
(1)	Retirement of Funds	Mr. Bhattacharya will be extended the benefits of Provident Fund, Gratuity and Superannuation on the Fixed Monthly Salary according to Company Rules.
(2)	Gas, electricity and water charges for the house	These services will be borne / paid by the individual.
(3)	Car and Driver	2 cars maintained and fueled by the Company with 2 drivers for the use of Mr. Bhattacharya and his family.
(4)	Telephone at home	One or more phones for the purpose of Company's business according to Company rules.
(5)	Club Memberships	Fees of 2 clubs excluding admission and life membership fees.
(6)	Satellite TV	Annual subscription to be up to a maximum of Rs. 6,500/- , plus one German channel (optional). These services will be provided by Company.
(7)	Other Benefits	Mr. Bhattacharya would be entitled to any other benefits or privileges as may be available to other Senior Management Executives of the Company as per the Company's policy.
(8)	Expenses incurred on joining the Company, while on deputation and when returning to home state after completion of employment	Actual expenses incurred on travel and on packing, forwarding, loading, unloading as well as freight, insurance, local transportation and installation expenses in connection with the moving of personal effects of Mr. Bhattacharya and family for joining duty in Bangalore will be paid by the Company  A one-time arrival allowance equivalent to 1.5 month's salary will be paid to Mr. Bhattacharya at the time of joining duty to meet his initial transfer expenses  Relocation expenses referred to above will also be paid when Mr. Bhattacharya finally retires from the employment of the Company. In case Mr. Bhattacharya joins another company within the Bosch Group, that company will bear these expenses. However, if Mr. Bhattacharya resigns and joins another company outside the Bosch Group, then the Company will not reimburse such relocation expenses.
(9)	Leave	As per Company policy.
(10)	Business trip	Travel Cost for the Business Trips will be reimbursed within the framework of the Company guidelines applicable for the time being.

The additional information as required by Schedule V to the Companies Act, 2013 is given below:

## 1. General Information:

### I. Nature of Industry:

The Company is, inter alia in the business of manufacture of components for the automotive industry, the Company is also a leading supplier of technology and services in the areas of Mobility Solutions, Industrial Technology, Consumer Goods and Energy and Building Technology.

### II. Date or expected date of commencement of Commercial Operations:

The Company was incorporated on 12<sup>th</sup> November 1951 and started its manufacturing operations in the year 1954.

### III. In case of new Companies, expected date of commencement of activities as per project approved by financial institutions appearing in the prospectus:

Not Applicable.

### IV. Financial performance based on given indications as per audited financial results for the year ended 31<sup>st</sup> March 2020:

Particulars	Rs. In Million
Gross Turnover & Other Income	1,03,882
Net profit as per Statement of Profit & Loss ( After Tax)	6,498
Computation of Net Profit in accordance with section 198 of the Companies Act, 2013	9,055
Net Worth	85,933

**V. Foreign investments or collaborators, if any:**

The Company is subsidiary of Robert Bosch GmbH, a foreign company.

**2. Information about the appointee:**

**I. Background details:**

Please refer to the profile given below.

**II. Past remuneration during the financial year ended 31<sup>st</sup> March 2020:**

Rs. 78.38 million

**III. Recognition and awards:**

Please refer to the profile given below.

**IV. Job Profile and his suitability:**

Mr. Soumitra Bhattacharya is currently the Managing Director of the Company and Regional President for the Bosch Group in India.

Taking into consideration his qualification and expertise in relevant fields, the Managing Director is best suited for the responsibilities currently assigned to him.

**V. Remuneration proposed:**

As mentioned above.

**VI. Comparative remuneration profile with respect to industry, size of the company, profile of the position and persons (in case of expatriates the relevant details would be with respect to the country of his origin):**

Taking into consideration the size of the Company, the profile of Mr. Soumitra Bhattacharya, the responsibilities shouldered by him and the industry benchmarks, the remuneration proposed to be paid is commensurate with the remuneration paid to similar senior level persons in other Companies.

**VII. Pecuniary relationship directly or indirectly with the Company, or relationship with the managerial personnel, if any:**

Other than the remuneration proposed to be paid to the Managing Director, he does not have any other pecuniary relationship with the Company or with the managerial personnel.

**3. Other Information:**

**I. Reasons for loss or inadequacy of profits:**

Not applicable, as the Company has posted a net profit of Rs. 6498 Million during the year ended 31<sup>st</sup> March 2020.

**II. Steps taken or proposed to be taken for improvement:**

Not applicable as the Company has adequate profits.

**III. Expected increase in production and profits in measurable terms:**

Not applicable as the Company has adequate profits.

**4. Disclosures:**

The information relating to elements of remuneration packages of all Directors have been disclosed in the Corporate Governance Section under the heading "Remuneration of Directors".

Brief profile of Mr. Soumitra Bhattacharya pursuant to Regulation 36 of the SEBI (Listing Obligations and Disclosure Requirements) Regulations, 2015 is given below:

Director Identification Number	02783243
Date of Birth	24/06/1960
Date of Appointment	01/01/2017
Qualification	Chartered Accountant
Experience	Soumitra Bhattacharya is currently the Managing Director of Bosch Ltd., and Regional President for the Bosch Group in India. He has also held the position of CFO & Board Member of Bosch Ltd. since 2011 to 2018. Prior to which he has held various positions within the Bosch Group in India as well as Internationally for the past 23 years.  During his past assignments, he has served as Commercial Director of Robert Bosch Turkey (RBTR) between 2005 & 2008. Before his assignment in Turkey he

	<p>served as Vice President responsible for the Commercial functions at Bosch Ltd., for Nashik &amp; Jaipur Plants in India &amp; was also in-charge of Corporate Planning &amp; Controlling for Bosch Ltd. During 1998-99, he worked in Stuttgart, Germany, on deputation to Robert Bosch GmbH as General Manager at the Feuerbach Plant.</p> <p>Prior to Bosch Ltd., from 1984 to 1995 he served in various management positions at TATA Steel (IPITATA), INDAL (Indian Aluminum Company Ltd.), and Titan Company Limited.</p> <p>Has been past Chairman (2013-2014) for the Karnataka State Council for CII in India (Confederation of Indian Industry) and currently the Co-Chair for Skills Committee-CII at the National Level and a CII National Council Member.</p>
Relationship with other Directors and Key Managerial Personnel	Not related to any Director or Key Managerial Personnel of the Company.
Directorships held in other companies/body corporates	<ul style="list-style-type: none"> <li>• MICO Trading Private Limited</li> <li>• Robert Bosch Engineering and Business Solutions Private Limited</li> <li>• Robert Bosch (Bangladesh) Limited</li> <li>• Robert Bosch Lanka (Private) Limited</li> <li>• Bosch Chassis Systems India Private Limited</li> </ul>
Chairmanship / Membership of Committees held in companies / body corporates	Nil
Number of Equity shares held in the Company	Nil
Number of Board Meetings attended during last Financial Year (2019-20)	Six meetings of the Board of Directors were held during the Financial Year 2019-20. Mr. Soumitra Bhattacharya attended all the meetings.
Terms and conditions of Appointment	Managing Director, liable to retire by rotation.
Last remuneration drawn	Rs. 78.38 million

This Explanatory Statement may be considered as a written Memorandum setting out terms, conditions and limits of remuneration of Mr. Soumitra Bhattacharya in terms of section 190 of the Companies Act.

Save and except Mr. Bhattacharya, being an appointee, none of the other Directors and Key Managerial Personnel ( "KMP" ) of the Company and their relatives in any way are concerned or interested (financially or otherwise) in the resolution set out at Item No. 4 of the Notice. None of the Directors and KMP of the Company are inter-se related to each other.

The Board recommends the Special Resolution set out at Item No. 4 of the Notice for approval of the Members.

#### ITEM NO. 5

Mr. Jan-Oliver Roehrl was appointed as an Executive Director of the Company for a period from July 01, 2018 to December 31, 2020, as per resolution passed at the 66th Annual General Meeting of the Company held on August 24, 2018.

In view of resignation of Dr. Andreas Wolf as a Joint Managing Director of the Company w.e.f. December 31, 2019, the Board of Directors of the Company at its Meeting held on November 6, 2019, has pursuant to the recommendations of the Nomination and Remuneration Committee and subject to the approval of the Members of the Company approved re-designation of Mr. Jan-Oliver Roehrl as a Joint Managing Director for a period from January 1, 2020 to December 31, 2020 on the terms and conditions as mentioned below:

1.	Term:	From January 01, 2020 to December 31, 2020
2.	Remuneration:	<p>(i) Mr. Röhr's ("Director") remuneration shall be comprised of a base salary and a variable annual bonus.</p> <p>(ii) Mr. Röhr's Annual Base Salary shall comprise of a Euro component of Euro 275,000 (gross) p.a. in the Annual Base Salary range of INR 25,000,000 (gross) p.a. to INR 50,000,000 (gross) p.a., increments/revisions being at the discretion of the Board.</p> <p>(iii) The annual bonus taking into account the economic results and also Mr. Röhr's personal performance and target achievement up to 160% of the Base Salary.</p>

		<p>(iv) Wherein any financial year during the tenure of office of the Director, the Company has no profits or its profits are inadequate, the Company shall pay remuneration, benefits and amenities to the Director as specified herein subject to the approval of the Central Government, if and to the extent necessary or in the alternative, pay remuneration by way of salary, perquisites and any other allowances within the ceiling limits prescribed in para 1 of section II of part II of Schedule V to the Companies Act, 2013 (including any statutory re-enactment or modification thereof.)</p> <p>(v) In the event of any increase in the limits of the emoluments, benefits and perquisites payable in accordance with the laws as may be in force from time to time, the Board in its absolute discretion may increase the remuneration payable to the Director in line with the Company's remuneration policy prevailing from time to time.</p>
3.	Other terms:	<p>(a) The Director shall be entitled to reimbursement of all actual expenses for travelling incurred in the course of Company's business.</p> <p>(b) The Director would be entitled to any other benefits or privileges as may be available to the other Senior Management Executives of the Company as per the Company's Policy from time to time.</p> <p>(c) The Directors' remuneration shall be subject to deduction of tax at source and other statutory deductions as applicable.</p>
4.	Benefits & Facilities:	
(a)	Housing	The Company will provide and maintain a house for Mr. Röhr and his family.
(b)	Gas, Electricity and Water charges for the house	These services will be borne/paid by the individual.
(c)	Security for the house and Garden maintenance at the house	These services will be provided/borne by the Company.
(d)	Car and Driver	Two cars maintained and fueled by the Company with two drivers for the use of Mr. Röhr and his family.
(e)	Telephone at home	One or more phones for the purpose of Company's business according to Company rules.
(f)	Club Memberships	Fees of two clubs excluding admission and life membership fees.
(g)	Satellite TV	Annual subscription up to a maximum of INR 6,500/-, plus one German channel (optional). These services will be provided by Company.
(h)	Medical Reimbursement	As per the Company's policy, as applicable to other Senior Management Executives of the Company.
(i)	Reimbursement of School fees	As per the Company's policy, as applicable to other Senior Management Executives of the Company.
(j)	Other Benefits	Mr. Röhr would be entitled to other benefits and privileges as may be available to other Senior Management Executives of the Company.
(k)	Expenses incurred on joining the Company, while on deputation and when returning to home country/state after completion of employment	<p>Actual expenses incurred on travel and on packing, forwarding, loading, unloading, as well as freight, insurance, local transportation and installation expenses in connection with the moving of personal effects of Mr. Röhr and his family for joining duty in Bengaluru will be paid by the Company.</p> <p>A onetime arrival allowance equivalent to 1.5 months' salary will be paid to Mr. Röhr at the time of joining duty to meet his initial transfer expenses.</p> <p>Relocation expenses referred to above will also be paid when Mr. Röhr finally retires from the employment of the Company. In case Mr. Röhr joins another Company within Bosch Group, that Company will bear these expenses. However, if Mr. Röhr resigns and joins another company outside Bosch group, then Company will not reimburse such relocation expenses.</p>



The additional information as required by Schedule V to the Companies Act, 2013 is given below:

**1. General Information:**

**I. Nature of Industry:**

The Company is, inter alia in the business of manufacture of components for the automotive industry, the Company is also a leading supplier of technology and services in the areas of Mobility Solutions, Industrial Technology, Consumer Goods and Energy and Building Technology.

**II. Date or expected date of commencement of Commercial Operations:**

The Company was incorporated on 12<sup>th</sup> November 1951 and started its manufacturing operations in the year 1954.

**III. In case of new Companies, expected date of commencement of activities as per project approved by financial institutions appearing in the prospectus:**

Not Applicable.

**IV. Financial performance based on given indications as per audited financial results for the year ended 31<sup>st</sup> March 2020:**

Particulars	Rs. In Million
Gross Turnover & Other Income	1,03,882
Net profit as per Statement of Profit & Loss ( After Tax)	6,498
Computation of Net Profit in accordance with section 198 of the Companies Act, 2013	9,055
Net Worth	85,933

**V. Foreign investments or collaborators, if any:**

The Company is subsidiary of Robert Bosch GmbH, a foreign company.

**2. Information about the appointee:**

**I. Background details:**

Please refer to the profile given below.

**II. Past remuneration during the financial year ended 31<sup>st</sup> March 2020:**

Rs. 77.61 Million

**III. Recognition and awards:**

Please refer to the profile given below.

**IV. Job Profile and his suitability:**

Mr. Jan-Oliver Roehrl is currently the Joint Managing Director of the Company.

Taking into consideration his qualification and expertise in relevant fields, the Joint Managing Director is best suited for the responsibilities currently assigned to him.

**V. Remuneration proposed:**

As mentioned above.

**VI. Comparative remuneration profile with respect to industry, size of the company, profile of the position and persons (in case of expatriates the relevant details would be with respect to the country of his origin):**

Taking into consideration the size of the Company, the profile of Mr. Jan-Oliver Roehrl, the responsibilities shouldered by him and the industry benchmarks, the remuneration proposed to be paid is commensurate with the remuneration paid to similar senior level persons in other Companies in the country of his origin i.e. Germany.

**VII. Pecuniary relationship directly or indirectly with the Company, or relationship with the managerial personnel, if any:**

Other than the remuneration proposed to be paid to the Joint Managing Director, he does not have any other pecuniary relationship with the Company or with the managerial personnel.

### 3. Other Information:

#### I. Reasons for loss or inadequacy of profits:

Not applicable, as the Company has posted a net profit of Rs.6498 Million during the year ended 31<sup>st</sup> March 2020.

#### II. Steps taken or proposed to be taken for improvement:

Not applicable as the Company has adequate profits.

#### III. Expected increase in production and profits in measurable terms:

Not applicable as the Company has adequate profits.

### 4. Disclosures:

The information relating to elements of remuneration packages of all Directors have been disclosed in the Corporate Governance Section under the heading "Remuneration of Directors".

Brief profile of Mr. Jan-Oliver Roehrl pursuant to Regulation 36 of the SEBI (Listing Obligations and Disclosure Requirements) Regulations, 2015 is given below:

Director Identification Number	07706011
Date of Birth	27/04/1971
Date of Appointment	01/07/2018
Qualification	Mechanical Engineer
Experience	<p>Mr. Jan O. Roehrl has been associated with the Bosch Group since 1998. He assumed responsibility as Executive Vice President (Engineering) &amp; Regional President (Diesel Systems) of Bosch Ltd effective January 2017. He is currently Executive Vice-President (Powertrain Solutions) &amp; Chief Technical Officer of the Company. During his association with the Bosch Group, he has held various key positions in Diesel Systems, Gasoline Systems and Chassis System Control. In his last assignment he served as Senior Vice-President, Diesel Systems with Robert Bosch – Austria where he headed the product area of Large Engines at Diesel Systems, being responsible for product management, engineering, sales and project management, production and purchasing. Few of the other key positions held by him during his tenure with the Bosch group are enumerated below:</p> <p>Career milestones in the Bosch-Group</p> <ul style="list-style-type: none"><li>➤ 1998- Production and process Engineering, Diesel Systems, Germany/Italy</li><li>➤ 2001- Manager for production engineering for Common Rail, Czech. Republic, Diesel Systems</li><li>➤ 2003- Head of department for production of Common Rail Pumps, Czech. Republic</li><li>➤ 2006- Vice President Quality, Germany, Chassis Systems Control and Gasoline Systems</li><li>➤ 2010- Vice President Manufacturing for ABS/ESP, Germany, Chassis Systems Control</li><li>➤ 2013- Senior Vice President, Product area Large Engines, Austria, Diesel Systems</li><li>➤ 2017- Executive Vice President Engineering and Regional President for Diesel Systems, Bosch Limited Bangalore, India</li></ul> <p>Born in 1971 in Heidelberg, Germany, Mr. Roehrl graduated in 1998 as a Mechanical Engineer from Karlsruhe Technical University (KIT). He also holds a diploma as Mechanical Engineering from Grande Ecole ENSAM (Bordeaux, Paris).</p>
Relationship with other Directors and Key Managerial Personnel	Not related to any Director or Key Managerial Personnel of the Company.
Directorships held in other companies/body corporates	Bosch Automotive Electronics India Private Limited

Chairmanship / Membership of Committees held in companies/ body corporates	Nil
Number of Equity shares held in the Company	Nil
Number of Board Meetings attended during last Financial Year (2019-20)	Six meetings of the Board of Directors were held during the Financial Year 2019-20. Mr. Roehrl attended 5 meetings.
Terms and conditions of Appointment	Joint Managing Director, liable to retire by rotation.
Last remuneration drawn	Rs. 77.61 million

This Explanatory Statement may be considered as a written Memorandum setting out terms, conditions and limits of remuneration of Mr. Jan-Oliver Roehrl in terms of section 190 of the Companies Act.

Save and except Mr. Roehrl, being an appointee, none of the other Directors and Key Managerial Personnel ( "KMP" ) of the Company and their relatives in any way are concerned or interested (financially or otherwise) in the resolution set out at Item No. 5 of the Notice. None of the Directors and KMP of the Company are inter-se related to each other.

The Board recommends the Special Resolution set out at Item No. 5 of the Notice for approval of the Members.

#### ITEM NO. 6

Mr. S.C. Srinivasan was appointed as an Alternate Director to Mr. Peter Tyroller with effect from July 01, 2018. Consequent to his appointment, he was also appointed as a Whole time Director from July 01, 2018 to June 30, 2021.

Mr. S.C. Srinivasan ceased to be an Alternate Director to Mr. Peter Tyroller, with effect from December 31, 2019.

The Board of Directors at their meeting held on November 6, 2019, on the recommendation of the Nomination & Remuneration Committee, appointed Mr. S.C Srinivasan as an Additional Director with effect from January 1, 2020. At the said Meeting Mr. S C Srinivasan was also appointed as a Whole time Director designated as an Executive Director of the Company with effect from January 01, 2020 till June 30, 2021 on the terms and conditions as mentioned below:

1.	Period:	From January 01, 2020 to June 30, 2021
2.	Base Salary:	Annual Base Salary shall be INR 19,568,500 in the range of INR (gross) p.a. in the range of INR 17,500,000 (gross) p.a. to INR 25,000,000 (gross) p.a.; increments/revisions being at the discretion of the Board
a.	Variable Annual Bonus:	Annual Bonus is fixed annually by the Board of Directors taking into account the economic results and also Mr. Srinivasan's personal performance and target achievement. It can amount upto 160% of the Base Salary.
b.	Cash Perk Basket:	Allowance of INR 3,364,000 (gross) p.a. in the range of INR 3,000,000 (gross) p.a. to INR 7,500,000 (gross) p.a. comprising of Medical cost, Security, Housing, Leave Travel Allowance, and Supplementary Allowance as per Company's policies subject to the provisions of the Income Tax Act/Rules; revisions/increments being at the discretion of the Board.
c.	Deduction of Tax at Source:	Mr. Srinivasan's remuneration shall be subject to deduction of tax at source and other statutory deductions, as applicable.
4.	Benefits/Facilities	
a.	Hospitalization:	<ul style="list-style-type: none"> <li>Hospitalization Insurance: INR 1,500,000 p.a. for Mr. Srinivasan and family</li> <li>Post retirement hospitalization: INR 1,000,000 p.a. for Mr. Srinivasan and family (Family includes spouse and children upto the age of 23 years)</li> </ul>
b.	Life Insurance:	<ul style="list-style-type: none"> <li>Group Term Life Insurance: Compensation for death under group term life insurance for death due to natural causes will be 60 months' base salary</li> <li>Group Personal Accident Insurance: Compensation for death/permanent total disablement under group personal accident insurance would be 100 months' base salary.</li> </ul>
c.	Gas, electricity and water charges:	These services will be borne/paid by the Individual.
d.	Security for the house and Garden maintenance at the house:	These services will be provided/borne by the Company.

e.	Car and driver:	Two cars maintained and fueled by the Company with two drivers for the use of Mr. Srinivasan and his family.
f.	Telephone at home:	One or more phones for the purpose of Company's business according to Company Rules.
g.	Club Memberships:	Fees of 2 clubs excluding admission and life membership fees.
h.	Satellite TV:	Annual subscription up to a maximum of INR 6,500. These services will be provided by Company.
i.	Other benefits:	Mr. Srinivasan would be entitled to any other benefits and privileges as may be available to other Senior Management/Executives of the Company.
j.	Expenses incurred on joining the Company, while on deputation and when returning to home state after completion of employment:	Actual expenses incurred on travel and on packing, forwarding, loading, unloading, as well as freight, insurance, local transportation and installation expenses in connection with the moving of personal effects of Mr. Srinivasan and family for joining duty in Bengaluru will be paid by the Company.  Relocation expenses referred to above will also be paid when Mr. Srinivasan finally retires from the employment of the Company. In case Mr. Srinivasan joins another company within the Bosch Group, that company will bear these expenses. However, if Mr. Srinivasan resigns and joins another company outside the Bosch Group, then the Company will not reimburse such relocation expenses.

The additional information as required by Schedule V to the Companies Act, 2013 is given below:

## 1. General Information:

### I. Nature of Industry:

The Company is, inter alia in the business of manufacture of components for the automotive industry, the Company is also a leading supplier of technology and services in the areas of Mobility Solutions, Industrial Technology, Consumer Goods and Energy and Building Technology.

### II. Date or expected date of commencement of Commercial Operations:

The Company was incorporated on 12<sup>th</sup> November 1951 and started its manufacturing operations in the year 1954.

### III. In case of new Companies, expected date of commencement of activities as per project approved by financial institutions appearing in the prospectus:

Not Applicable.

### IV. Financial performance based on given indications as per audited financial results for the year ended 31<sup>st</sup> March 2020:

Particulars	Rs. In Million
Gross Turnover & Other Income	1,03,882
Net profit as per Statement of Profit & Loss ( After Tax)	6,498
Computation of Net Profit in accordance with section 198 of the Companies Act, 2013	9,055
Net Worth	85,933

### V. Foreign investments or collaborators, if any:

The Company is subsidiary of Robert Bosch GmbH, a foreign company.

## 2. Information about the appointee:

### I. Background details:

Please refer to the profile given below.

### II. Past remuneration during the financial year ended 31<sup>st</sup> March 2020:

Rs. 50.87 million

### III. Recognition and awards:

Please refer to the profile given below.

**IV. Job Profile and his suitability:**

Mr. S C Srinivasan is currently the Executive Director and Chief Financial Officer of the Company.

Taking into consideration his qualification and expertise in relevant fields, he is best suited for the responsibilities currently assigned to him.

**V. Remuneration proposed:**

As mentioned above.

**VI. Comparative remuneration profile with respect to industry, size of the company, profile of the position and persons (in case of expatriates the relevant details would be with respect to the country of his origin):**

Taking into consideration the size of the Company, the profile of Mr. S.C Srinivasan, the responsibilities shouldered by him and the industry benchmarks, the remuneration proposed to be paid is commensurate with the remuneration paid to similar senior level persons in other Companies.

**VII. Pecuniary relationship directly or indirectly with the Company, or relationship with the managerial personnel, if any:**

Other than the remuneration proposed to be paid to the Executive Director, he does not have any other pecuniary relationship with the Company or with the managerial personnel.

**3. Other Information:**

**I. Reasons for loss or inadequacy of profits:**

Not applicable, as the Company has posted a net profit of Rs. 6498 Million during the year ended 31<sup>st</sup> March 2020.

**II. Steps taken or proposed to be taken for improvement:**

Not applicable as the Company has adequate profits.

**III. Expected increase in production and profits in measurable terms:**

Not applicable as the Company has adequate profits.

**4. Disclosures:**

The information relating to elements of remuneration packages of all Directors have been disclosed in the Corporate Governance Section under the heading "Remuneration of Directors".

Brief profile of Mr. S C Srinivasan pursuant to Regulation 36 of the SEBI (Listing Obligations and Disclosure Requirements) Regulations, 2015 is given below:

Director Identification Number	02327433
Date of Birth	26/10/1963
Date of Appointment	01/07/2018
Qualification	Chartered Accountant
Experience	Mr. S.C. Srinivasan joined Bosch Limited in February 2017. He is a Chartered Accountant with over two decades of experience in Corporate strategy, Treasury, Mergers & Acquisition, Investor Relations, Business CFO, Supply chain finance and operational excellence, Business & functional transformation, Leadership and talent management. He has worked in India, Singapore, United Kingdom and Germany. He is well experienced in leading large multicultural and multi-location teams. He is currently working with Robert Bosch GmbH, Stuttgart in Powertrain Solutions division and is handling different transformation projects. Prior to joining the Company, was associated with the Unilever group, in India as well as overseas, for 27 years. He joined Unilever group in 1989 and served in various capacities as Factory Accountant, Management Accountant -Beverages, Sales Commercial Manager -East, Corporate Accountant and Commercial Manager Exports in the Foods business until 1998. He was seconded to Unilever, London as Group Financial Accountant and then as Strategic Analyst - Corporate Strategy Group between 1998 and 2002. Returning to India in mid-2002, he was Commercial Manager - Home and Personal Care business, Chief Buyer, Vice President Treasury, M&A and Investor Relations between 2002 and 2010. He was seconded to Unilever between 2011 and 2016 as Vice President Supply Chain Finance - Asia, Africa, Middle East, Turkey & Russia and later as Vice President-Business & Finance Services. He has a keen interest in education for under privileged, especially in remote areas. He is the co-founder of Golden Mile Learning, a NGO implementing e-learning and

	sustainable development in high altitude areas in Ladakh. Started in 2013, the digital learning project now covers 25 schools benefitting more than 5,000 children Relationship with other Not related to any Director or Key Managerial Personnel of the Company.
Relationship with other Directors and Key Managerial Personnel	Not related to any Director or Key Managerial Personnel of the Company.
Directorships held in other companies/body corporates	1. Bosch Electrical Drives India Private Limited 2. PreBo Automotive Private Limited 3. Mico Trading Private Limited
Chairmanship / Membership of Committees held in companies/ body corporates	Nil
Number of Equity shares held in the Company	Nil
Number of Board Meetings attended during last Financial Year (2019-20)	Six meetings of the Board of Directors were held during the Financial Year 2019-20. Mr. Srinivasan attended 2 meetings in the capacity of Executive Director.
Terms and conditions of Appointment	Executive Director, liable to retire by rotation.
Last remuneration drawn	Rs. 50.87 million

This Explanatory Statement may be considered as a written Memorandum setting out terms, conditions and limits of remuneration of Mr. S C Srinivasan in terms of section 190 of the Companies Act.

Save and except Mr. Srinivasan, being an appointee, none of the other Directors and Key Managerial Personnel ( "KMP") of the Company and their relatives in any way are concerned or interested (financially or otherwise) in the resolution set out at Item No. 6 of the Notice. None of the Directors and KMP of the Company are inter-se related to each other.

The Board recommends the Special Resolution set out at Item No. 6 of the Notice for approval of the Members.

#### ITEM NO. 7

Mr. Sandeep Nelamangala was appointed as an Alternate Director to Mr. Peter Tyroller with effect from January 1, 2020.

Consequent to the appointment of Mr. Sandeep Nelamangala as an alternate Director, the Board of Directors at their meeting held on November 6, 2019, on the recommendation of the Nomination & Remuneration Committee, appointed Mr. Sandeep Nelamangala as a Whole-time Director for a period of 3 (three) years with effect from January 1, 2020 to December 31, 2022 on the terms and conditions as mentioned below:

1.	Period:	From January 01, 2020 to December 31, 2022
2.	a. Base Salary:	Annual Base Salary shall be INR 10,750,000 in the range of INR (gross) p.a. in the range of INR 10,213,000 (gross) p.a. to INR 15,000,000 (gross) p.a.; increments/ revisions being at the discretion of the Board
	b. Variable Annual Bonus:	Annual Bonus is fixed annually by the Board of Directors taking into account the economic results and also Mr. Nelamangala's personal performance and target achievement. It can amount upto 160% of the Base Salary.
	c. Cash Perk Basket:	Allowance of INR 42,50,000 (gross) p.a. in the range of INR 40,00,000 (gross) p.a. to INR 75,00,000 (gross) p.a. comprising of Medical cost, Security, Housing, Leave Travel Allowance, and Supplementary Allowance as per Company's policies subject to the provisions of the Income Tax Act/Rules; revisions/increments being at the discretion of the Board.
3.	Deduction of Tax at Source:	Mr. Nelamangala's remuneration shall be subject to deduction of tax at source and other statutory deductions, as applicable.
4.	Benefits/Facilities	
a.	Hospitalization	<ul style="list-style-type: none"> <li>• Hospitalization Insurance: INR 1,500,000 p.a. for Mr. Nelamangala and family</li> <li>• Post retirement hospitalization: INR 1,000,000 p.a. for Mr. Nelamangala and family (Family includes spouse and children upto the age of 23 years)</li> </ul>

b.	Life Insurance:	<ul style="list-style-type: none"> <li>Group Term Life Insurance: Compensation for death under group term life insurance for death due to natural causes will be 60 months' base salary</li> <li>Group Personal Accident Insurance: Compensation for death/permanent total disablement under group personal accident insurance would be 100 months' base salary.</li> </ul>
c.	Gas, electricity and water charges:	These services will be borne/paid by the Individual.
d.	Security for the house and Garden maintenance at the house:	These services will be provided/borne by the Company.
e.	Car and driver:	Two cars maintained and fueled by the Company with two drivers for the use of Mr. Nelamangala and his family.
f.	Telephone at home:	One or more phones for the purpose of Company's business according to Company Rules.
g.	Club Memberships:	Fees of 2 clubs excluding admission and life membership fees.
h.	Other benefits:	Mr. Nelamangala would be entitled to any other benefits and privileges as may be available to other Senior Management/Executives of the Company.
i.	Expenses incurred on joining the Company, while on deputation and when returning to home state after completion of employment:	<p>Actual expenses incurred on travel and on packing, forwarding, loading, unloading, as well as freight, insurance, local transportation and installation expenses in connection with the moving of personal effects of Mr. Nelamangala and family for joining duty in Bengaluru will be paid by the Company.</p> <p>Relocation expenses referred to above will also be paid when Mr. Nelamangala finally retires from the employment of the Company. In case Mr. Nelamangala joins another company within the Bosch Group, that company will bear these expenses. However, if Mr. Nelamangala resigns and joins another company outside the Bosch Group, then the Company will not reimburse such relocation expenses.</p>

The additional information as required by Schedule V to the Companies Act, 2013 is given below:

## 1. General Information:

### I. Nature of Industry:

The Company is, inter alia in the business of manufacture of components for the automotive industry, the Company is also a leading supplier of technology and services in the areas of Mobility Solutions, Industrial Technology, Consumer Goods and Energy and Building Technology.

### II. Date or expected date of commencement of Commercial Operations:

The Company was incorporated on 12<sup>th</sup> November 1951 and started its manufacturing operations in the year 1954.

### III. In case of new Companies, expected date of commencement of activities as per project approved by financial institutions appearing in the prospectus:

Not Applicable.

### IV. Financial performance based on given indications as per audited financial results for the year ended 31<sup>st</sup> March 2020:

Particulars	Rs. In Million
Gross Turnover & Other Income	1,03,882
Net profit as per Statement of Profit & Loss ( After Tax)	6,498
Computation of Net Profit in accordance with section 198 of the Companies Act, 2013	9,055
Net Worth	85,933

### V. Foreign investments or collaborators, if any:

The Company is subsidiary of Robert Bosch GmbH, a foreign company.

## 2. Information about the appointee:

### I. Background details:

Please refer to the profile given below.

**II. Past remuneration during the financial year ended 31<sup>st</sup> March 2020:**

Rs. 23.88 million

**III. Recognition and awards:**

Please refer to the profile given below.

**IV. Job Profile and his suitability:**

Mr. Sandeep Nelamangala is currently the Whole-time Director of the Company.

Taking into consideration his qualification and expertise in relevant fields, he is best suited for the responsibilities currently assigned to him.

**V. Remuneration proposed:**

As mentioned above.

**VI. Comparative remuneration profile with respect to industry, size of the company, profile of the position and persons (in case of expatriates the relevant details would be with respect to the country of his origin):**

Taking into consideration the size of the Company, the profile of Mr. Sandeep Nelamangala, the responsibilities shouldered by him and the industry benchmarks, the remuneration proposed to be paid is commensurate with the remuneration paid to similar senior level persons in other Companies.

**VII. Pecuniary relationship directly or indirectly with the Company, or relationship with the managerial personnel, if any:**

Other than the remuneration proposed to be paid to the Whole-time Director, he does not have any other pecuniary relationship with the Company or with the managerial personnel.

**3. Other Information:****I. Reasons for loss or inadequacy of profits:**

Not applicable, as the Company has posted a net profit of Rs. 6498 Million during the year ended 31<sup>st</sup> March 2020.

**II. Steps taken or proposed to be taken for improvement:**

Not applicable as the Company has adequate profits.

**III. Expected increase in production and profits in measurable terms:**

Not applicable as the Company has adequate profits.

**4. Disclosures:**

The information relating to elements of remuneration packages of all Directors have been disclosed in the Corporate Governance Section under the heading "Remuneration of Directors".

Brief profile of Mr. Sandeep Nelamangala pursuant to Regulation 36 of the SEBI (Listing Obligations and Disclosure Requirements) Regulations, 2015 is given below:

Director Identification Number	08264554
Date of Birth	06/04/1971
Date of Appointment	01/01/2020
Qualification	Mechanical Engineer
Experience	<p>Career Milestones in Bosch Group</p> <ul style="list-style-type: none"> <li>➤ 1992- Technical Graduate Trainee, Bosch Limited, India</li> <li>➤ 1994 – 1997 - Regional OE Sales account for Cummins Engines Company, USA</li> <li>➤ 1997 – 1999 - Resident Engineer in Bosch, Diesel Systems (Stuttgart, Germany)</li> <li>➤ 1999 – 2000 - Bosch resident engineer in Cummins Engines Company, USA</li> <li>➤ 2001 – 2007 - Regional Sales account for Diesel Systems (Tata Motors, Mahindra)</li> <li>➤ 2007 - Key account sales responsibility for Bosch Diesel Systems – Passenger Car India</li> <li>➤ 2008 - Additional key account responsibility for Gasoline Systems, India</li> <li>➤ 2011 - Regional President for Gasoline Systems India</li> <li>➤ 2015 - Additional responsibility for 2 wheeler and power sports business in India</li> <li>➤ 2016 – 2018 - Senior Vice President Business Unit Fuel Injection, Gasoline Systems Division, Germany</li> <li>➤ July 2018 onwards - Executive Vice President – Mobility Solutions (OE Sales)</li> </ul>



Relationship with other Directors and Key Managerial Personnel	Not related to any Director or Key Managerial Personnel of the Company.
Directorships held in other companies/body corporates	1. ZF Steering Gear (India) Limited 2. Robert Bosch Automotive Steering Private Limited 3. ETAS Automotive Private Limited 4. Automotive Component Manufacturers Association of India
Chairmanship / Membership of Committees held in companies/ body corporates	Nil
Number of Equity shares held in the Company	Nil
Number of Board Meetings attended during last Financial Year (2019-20)	Six meetings of the Board of Directors were held during the Financial Year 2019-20. Mr. Sandeep Nelamangala attended 1 meeting in the capacity of Alternate Director.
Terms and conditions of Appointment	Alternate Director designated as Whole-time Director
Last remuneration drawn	Rs. 23.88 million

This Explanatory Statement may be considered as a written Memorandum setting out terms, conditions and limits of remuneration of Mr. Sandeep Nelamangala in terms of section 190 of the Companies Act.

Save and except Mr. Sandeep Nelamangala, being an appointee, none of the other Directors and Key Managerial Personnel ( "KMP") of the Company and their relatives in any way are concerned or interested (financially or otherwise) in the resolution set out at Item No. 7 of the Notice. None of the Directors and KMP of the Company are inter-se related to each other.

The Board recommends the Special Resolution set out at Item No. 7 of the Notice for approval of the Members.

#### **ITEM NO. 8**

The Board of Directors of the Company, pursuant to the recommendations of the Nomination and Remuneration Committee of the Board and subject to the approval of the Members at the ensuing Annual General Meeting of the Company, appointed Dr. Bernhard Straub (DIN: 06654241) as an Additional Director with effect from August 24, 2019. The Board of Directors appointed him as a Non-Executive Chairman of the Board. Dr. Bernhard Straub holds office up to the date of the ensuing Annual General Meeting pursuant to section 161 of the Companies Act, 2013.

The Company has received a notice from a Member under section 160 of the Act, proposing his candidature for the office of Director of the Company.

#### **Brief profile of Dr. Bernhard Straub:**

- 1989 – 1993- Engineer / Senior Expert technical data processing Feuerbach (Germany)
- 1994 – 1996- Senior Expert Controlling and Business Administration for information processing Feuerbach (Germany)
- 1996 – 1999- Commercial Plant Manager Naganathapura (India)
- 1999 – 2001- Expert at project Value-Based Management Schillerhöhe (Germany)
- 2002 – 2005- Department head Controlling Reutlingen (Germany)
- 2005 – 2008- Commercial Leader Controlling and Financial Tokyo (Japan)
- 2008 – 2011- Commercial Plant Manager Salzgitter (Germany)
- 2012 – 2013- Executive Vice President (Controlling and Financial) Electrical Drives (ED) Stuttgart (Germany)
- January 2014- President Electrical Drives (ED) Stuttgart (Germany)

Dr. Bernhard Straub holds Directorship in the following Companies:

1. Robert Bosch Produkte N. V.
2. Robert Bosch Espana Fca. Castellet S.A.U
3. Bosch Automotive Components (Changchun) Co. Ltd.
4. Bosch Electrical Drives Co. Ltd. Korea
5. Bosch Automotive Products (Changsha) Co. Ltd.

Dr. Bernhard Straub is a member of the following Committees of the Company

1. Audit Committee - Member
2. Stakeholders' Relationship Committee - Member
3. Nomination and Remuneration Committee - Member

Dr. Bernhard Straub does not hold any equity shares of the Company.

The appointment of Dr. Bernhard Straub as an Additional Director is effective from August 24, 2019 and has attended three Board Meetings out of four meetings held since August 24, 2019 till date.

The Board is of the view that Dr. Bernhard Straub's knowledge and experience will be of immense benefit and value to the Company and pursuant to the recommendation of the Nomination and Remuneration Committee, recommends his appointment to the Members.

The Articles of Association of the Company are available for inspection by the Members in electronic form as per the instructions provided in the Notice.

Save and except Dr. Bernhard Straub, none of the other Directors, Key Managerial Personnel ("KMP") of the Company and their relatives are, in any way, concerned or interested, financially or otherwise, in the Resolution set out at Item No. 8 of the Notice. None of the Directors and KMP of the Company are inter-se related to each other.

The Board recommends the Ordinary Resolution set out at Item No. 8 of the Notice for approval of the Members.

#### **ITEM NO. 9**

The Board of Directors, on recommendation of the Audit Committee, at their meeting held on May 22, 2020, appointed Messrs. Rao, Murthy & Associates, Cost Accountants as Cost Auditors of the Company to audit the cost records of the Company for the Financial Year 2020-21 at a remuneration of INR 600,000 (Rupees Six Lakhs only) excluding applicable taxes and reimbursement of out of pocket expenses, at actuals incurred in connection with Cost Audit.

In terms of the provisions of Section 148 of the Companies Act, 2013 read with the Companies (Audit and Auditors) Rules, 2014, the remuneration payable to the Cost Auditor requires ratification by the Members of the Company.

Accordingly, consent of the Members is sought for passing an Ordinary Resolution as set out at Item No. 9 of the Notice for ratification of the remuneration payable to the Cost Auditors for conducting the audit of the cost records of the Company for the Financial Year ending March 31, 2021.

None of the Directors or Key Managerial Personnel of the Company, or their relatives are in any way concerned or interested (financially or otherwise) in the resolution set out at Item No. 9 of the Notice.

The Board of Directors recommends the Ordinary Resolution set out at Item No. 9 of the Notice, for approval of Members.

By Order of the Board

May 22, 2020  
Mumbai

**Rajesh Parte**  
Company Secretary & Compliance Officer  
Membership No. ACS 10700



**BOSCH**  
Invented for life



**FOR A SMARTER  
AND SUSTAINABLE  
WAY FORWARD**

**THE FUTURE  
IS NOW**

ANNUAL REPORT  
FY 2019-20

# COMPANY INFORMATION

## Key Managerial Personnel

Soumitra Bhattacharya  
Managing Director

Jan-Oliver Röhrli  
Joint Managing Director & Chief Technical Officer

S.C. Srinivasan  
Chief Financial Officer & Executive Director

Sandeep N  
Whole-time Director (Alternate Director)

Rajesh Parte  
Company Secretary & Compliance Officer

## Auditors

Deloitte Haskins & Sells LLP  
Firm Registration Number: 117366W/W-100018

## Bankers

State Bank of India  
Canara Bank  
HDFC Bank Limited  
Citibank, N.A.  
Deutsche Bank AG

## Registered Office

Hosur Road  
Adugodi  
Bengaluru - 560 030

## Stock Exchanges

BSE Limited (Scrip code-500530)  
Phiroze Jeejeebhoy Towers  
Dalal Street  
Mumbai - 400 001

National Stock Exchange of India Limited  
(Symbol - BOSCHLTD)  
Exchange Plaza, Bandra-Kurla Complex  
Bandra (E)  
Mumbai - 400 051

## Registrar & Transfer Agent

Integrated Registry Management Services Pvt. Ltd.  
No. 30, Ramana Residency  
4th Cross, Sampige Road  
Malleswaram  
Bengaluru - 560 003

## Audit Committee

S.V. Ranganath, Chairman  
Bernhard Straub  
Bernhard Steinruecke  
Bhaskar Bhat  
Hema Ravichandar

## Stakeholders' Relationship Committee

Hema Ravichandar, Chairperson  
Bernhard Steinruecke  
Bernhard Straub  
Bhaskar Bhat  
Gopichand Katragadda  
Soumitra Bhattacharya

## Nomination and Remuneration Committee

Bernhard Steinruecke, Chairman  
Bernhard Straub  
Bhaskar Bhat  
Hema Ravichandar  
Gopichand Katragadda

## Corporate Social Responsibility Committee

Bhaskar Bhat, Chairman  
S.V. Ranganath  
Hema Ravichandar  
Gopichand Katragadda  
Soumitra Bhattacharya  
Jan-Oliver Röhrli

## Risk Management Committee

Soumitra Bhattacharya, Chairman  
Jan-Oliver Röhrli  
S.C. Srinivasan  
Sandeep N



**04**  
*ABOUT BOSCH INDIA  
AND BOSCH GROUP*

**05**  
*BOARD OF  
DIRECTORS*

**06**  
*MESSAGE FROM  
THE CHAIRMAN*

**07**  
*MESSAGE FROM  
THE MANAGING DIRECTOR*

---

**10**  
*COVER STORY - THE FUTURE IS NOW*

---

**34**  
*FINANCIALS AT A GLANCE*

---

**37**  
*DIRECTORS' REPORT INCLUDING  
MANAGEMENT DISCUSSION AND ANALYSIS*

---

**55**  
*ANNEXURES TO THE REPORT OF DIRECTORS*

---

**81**  
*STANDALONE FINANCIAL STATEMENT*

---

**134**  
*CONSOLIDATED FINANCIAL STATEMENTS*

---

**182**  
*REPORT ON CORPORATE GOVERNANCE*

---

**198**  
*BUSINESS RESPONSIBILITY REPORT*

---

**208**  
*OFFICES*



## About Bosch Group



Bosch Renningen

The Bosch Group is a leading global supplier of technology and services. It employs roughly 400,000 associates worldwide (as of December 31, 2019). The company generated sales of 77.7 billion euros in 2019. Its operations are divided into four business sectors: Mobility Solutions, Industrial Technology, Consumer Goods, Energy and Building Technology. As a leading IoT provider, Bosch offers innovative solutions for smart homes, Industry 4.0, and connected mobility. Bosch is pursuing a vision of mobility that is sustainable, safe, and exciting. It uses its expertise in sensor technology, software, and services, as well as its own IoT cloud to offer its customers connected, cross-domain solutions from a single source. The Bosch Group's strategic objective is to facilitate connected living with products and solutions that either contain artificial intelligence (AI) or have been developed or manufactured with its help.

Bosch improves the quality of life worldwide with products and services that are innovative and spark enthusiasm. In short, Bosch creates technology that is "Invented for life." The Bosch Group comprises Robert Bosch GmbH and its roughly 440 subsidiary and regional companies in 60 countries. Including sales and service partners, Bosch's global manufacturing, engineering, and sales network covers nearly every country in the world. The basis for the company's future growth is its innovative strength. Bosch employs some 72,600 associates in research and development at 126 locations across the globe, as well as roughly 30,000 software engineers.

Additional information is available online at [www.bosch.com](http://www.bosch.com), [www.iot.bosch.com](http://www.iot.bosch.com), [www.bosch-press.com](http://www.bosch-press.com), [www.twitter.com/BoschPresse](https://www.twitter.com/BoschPresse).



BOSCH ADUGODI  
A Smart Campus

## About Bosch in India

\*Representative image

In India, Bosch is a leading supplier of technology and services in the areas of Mobility Solutions, Industrial Technology, Consumer Goods, Energy, and Building Technology. Additionally, Bosch has in India the largest development center outside Germany, for end-to-end engineering and technology solutions. The Bosch Group operates in India through fourteen companies: Bosch Limited – the flagship company of the Bosch Group in India – Bosch Chassis Systems India Private Limited, Bosch Rexroth (India) Private Limited, Robert Bosch Engineering and Business Solutions Private Limited, Bosch Automotive Electronics India Private Limited, Bosch Electrical Drives India Private Limited, BSH Home Appliances Private Limited, ETAS Automotive India Private Limited, Robert


Bosch Automotive Steering Private Limited, Automobility Services and Solutions Private Limited, Newtech Filter India Private Limited, Mivin Engg. Technologies Private Limited, PreBo Automotive Private Limited, and Precision Seals. In India, Bosch set up its manufacturing operations in 1951, which has grown over the years to include 16 manufacturing sites, and seven development and application centers. The Bosch Group in India employs over 31,500 associates and generated consolidated sales of about ₹.19,996 crores\* (2.54 billion euros) in the fiscal year 2020 of which ₹. 14,011 crores\* (1.78 billion euros) are from consolidated sales to third parties. The Bosch Group in India has close to 15,650 research and development associates.

Additional information can be accessed at [www.bosch.in](http://www.bosch.in)


# BOARD OF DIRECTORS



**V.K. Viswanathan**  
Chairman,  
Non-Executive  
Non-Independent Director  
*(Up to 23.08.2019)*




**Bernhard Straub**  
Chairman  
Non-Executive  
Non-Independent Director  
*(from 24.08.2019)*




**Bernhard Steinruecke**  
Independent Director



**Peter Tyroller**  
Non-Executive  
Non-Independent Director



**Bhaskar Bhat**  
Independent Director




**Hema Ravichandar**  
Independent Director




**S.V. Ranganath**  
Independent Director



**Gopichand Katragadda**  
Independent Director



**Andreas Wolf**  
Joint Managing Director  
*(up to 31.12.2019)*



**Soumitra Bhattacharya**  
Managing Director



**S.C. Srinivasan**  
Chief Financial Officer  
& Executive Director  
*(from January 1, 2020)*



**Jan-Oliver Röhl**  
Chief Technical Officer  
& Joint Managing  
Director  
*(from January 1, 2020)*



**Sandeep N**  
Whole-time Director  
*(Alternate Director to  
Peter Tyroller from  
January 1, 2020)*



### Dear Shareholders,

It is a great honor, and a matter of immense pride, to write to you as the newly appointed Chairman of Bosch Limited. Across the globe, we are living through an extraordinary crisis. The COVID-19 pandemic does demonstrate our limitations, but it also establishes what is important – your health and safety.

The Financial Year 2019-20 has been full of turmoil; while we saw some clarity on Brexit, the world's two largest economies – the US and China – are still locked in a bitter trade battle. The state of perplexity does not end there. While China was celebrating 70 years of Communist Party rule, Hong Kong experienced one of its most violent and chaotic days due to the protests. It was one of the most challenging times across the globe when COVID-19 hit us. For the first time in history, we experienced a complete standstill that has now affected the socio-economic situation.

In India the scenario was no different. While the country re-elected the existing government with a massive majority, the economic situation eroded with each passing month. The GDP of India declined by 1.9 percent as compared to FY 2018-19, falling to 4.2 percent this financial year. The industries that we operate in underwent a paradigm shift even before the COVID-19 outbreak. The automobile sector in India underwent massive structural and cyclical changes. The eventual slowdown impacted Bosch India in a large way, as we draw 80 percent of our revenues from the business.

Amidst these crises, India went ahead with its decision to adopt the BS VI standards as planned on April 1, 2020. In the current times, this indeed was a sizable challenge. The pandemic, and the lockdown that followed, disrupted the supply chains to make the task tougher. The difficulties are expected to increase

in the coming time and it will take a few years for the industry to recover completely. It is inevitable that the current situation will have a less than favorable effect on our production and growth.

At Bosch Limited, this called for a strong need to restructure. In the financial year that concluded, the company saw the last quarter affected adversely due to the pandemic. We optimized our product cost by implementing various measures in logistics, purchasing, and productivity. While our overall business went down by 18.1 percent, we saw a 24.4 percent reduction in the auto segment and a 14.4 percent reduction in others.

We cannot overlook the slowdown brought in by the pandemic, but beyond that, the industry is at the threshold of major technological changes. Technologies affecting electrical and renewable fuel-based mobility solutions are all set to usher in sweeping changes across the industry. The Internet of Things, in the coming years, is going to change automotive experience like never before. This not only means new products and solutions, but new ways of partnerships and new ways of doing business. The global business strategy of Bosch has already started its transformation to development, production, and marketing with an increased focus on localization. India being home to Bosch's largest R&D facility outside Germany, clearly expresses this outlook of the company.

With traveling and social contact restrictions to continue for months to come, the relevance of digital platforms to connect – for business to business, business to customer, and customer to product – is now all the more important. During the last year, Bosch Limited has rolled out multiple solutions, to reach, to connect, and to integrate digitally. This radical shift from the traditional way of operating is one of the many signs to demonstrate the future-readiness of your company.

In addition, we have to be responsible in combating adverse climate change. It is not too late to achieve the climate action targets – but only if major enterprises such as Bosch bring their weight to bear. This will cost money, but it will also create new business and we are determined to make our over 400 locations worldwide, carbon-neutral by end of 2020.

It is time for us to relook at the way we operate and reflect on it. We are optimistic of our approach because we have in-depth experience in a wide range of areas varying from advanced mobility solutions to IOT implementations in consumer business. The need of the hour is to overcome the mountainous challenges ahead of us by exhibiting our future-preparedness. We may have to shift our gears down to tackle rough roads, but our engines of growth and our clear vision of the future will take us steadily forward. Ahead in the future, leading the way.

Be safe and best regards,

**Bernhard Straub**  
Chairman





### Dear Shareholders,

I have been working at Bosch for the past 25 years and the last financial year, 2019-20, has easily been by far one of the most challenging years that I have experienced in my professional career. As I write to you, I sincerely hope that you and your family are safe and healthy in these turbulent times. Needless to say, COVID-19 cases are on the rise and we need to practice the highest standards of health and hygiene to combat the pandemic.

In the light of the COVID-19 pandemic, the International Monetary Fund has projected that the world economy is to contract sharply by a negative 3 percent, the sharpest downturn in almost a century. Further reports suggest that **India's GDP for FY 2020-21 will be -5% to -7% with the current socio-economic situation**. At Bosch Limited, 80 percent of our revenue is driven from Mobility and the current downward trend has made the road ahead for us tougher. **We believe that it will take at least four to five years for the auto industry in India to be back to normal**. Thus, securing the future was never more relevant than today and at Bosch, we had embarked on this transformation journey much in advance. In this year's Annual Report we emphasize on - **'The Future is Now'**.

In the forthcoming pages, you will witness how Bosch Limited has been preparing for the new normal and future-proofing itself by investing in growth-oriented strategic choices with various initiatives across business units. Our long-term mobility strategy is to create new opportunities in the field of mobility. We aim to develop technology, which is adjacent to our current core business, e.g. the electrification domain, and solve current and future problems through the platform approach to create digital business in the mobility domain. This has opened significant market

opportunities in new areas of growth. The strategy is to grow both organically in our core business as well as inorganically to build the right portfolio.

The automobile industry was already facing a structural and cyclical transformation in FY 2019-20. The COVID-19 outbreak further crippled the auto industry in the last financial quarter. Amidst such tough times, we created history by leapfrogging to BS VI starting from April 1<sup>st</sup>, 2020. This accelerated change, and demanded significant improvements and innovation. We at Bosch stepped up to the challenge, working closely with our partners to provide solutions that make conventional products more efficient and intelligent. Our increased focus on technology is enabling our customers to tackle future challenges. **Since 2017, 127 BS VI projects have been executed in the Two-Wheelers, Passenger Cars and Commercial Vehicles segments with major OEMs**. While reducing the emissions of Internal Combustion Engines (ICE) significantly, we also invested heavily in developing near-zero-emission, and sustainable & energy-efficient electro mobility solutions. **As a technology-agnostic company, we expect that by 2030, 80 percent of vehicles in India will still run on ICE and 20 percent will be hybrid or electric**. We strongly believe that the electrification of vehicles in India will start with

We  
Care



With the  
nation, with  
the people

to passenger cars. The **Two-Wheeler division** has been making remarkable developments on this front. Some of the recent e-scooter launches in the market are driven by the complete integrated **Bosch eScooter system**, equipped with a premium feature of cloud connectivity assisted through an interactive Bosch app. Complementing this with a 'Demand Generation Strategy' our **Automotive Aftermarket team, embarked upon a new transformation journey - the ZING+**. The motive is clear – we want to grow along with our customers by upsizing distribution, maximizing growth, humanizing customer service, and reemphasizing our channel focus, thereby contributing to the organization's success. Bosch is also working with partners to explore and develop hydrogen-based and renewable synthetic fuels for combustion engines, along with fuel cell technologies. On the back of this market transformation, we have ensured that our own transformation in powertrain systems will help us shape the market and keep us ahead of the curve.

**We furthered our innovations by elevating Power Tools with a digital platform adding efficiency and ergonomics.** Bosch Limited is ensuring that digital enablement powers us ahead, with a simple and seamless 'BE Connect' ecosystem that connects associates, sales professionals, end-consumers, dealers, and even products. It includes a dedicated B2B portal, QR Codes engraved on the products, mobile interface to connect with channel partners and customers directly, a product-tracking logistics solution, and Cloud for Customer to manage sales and service calls. These systems are integrated seamlessly to provide the most satisfying experience to our customers, thus simplifying the life of an end-user.

**Bosch Security Systems have already become synonymous with safety.** The research and development that went into our products now enable these systems not just to monitor and alert, but to analyze and adapt using Machine Learning and help businesses run more efficiently.

**The challenging business situation does not change our commitment towards the environment.** We are steadfast in our pursuit of ambitious climate goals. Bosch India is on track with the global vision of being carbon-neutral by the end of 2020. For example, the Bidadi plant is now able to cover around 30 percent of its energy needs with an in-house photovoltaic system. 33,255 MWh of renewable energy was generated last year reducing our carbon emissions by 25,000 tons.

**Bringing the growth rate back on track** is not just the responsibility of the Government. Our country is bracing itself for a year of almost zero-percent growth, with the automotive industry expecting 40-45 percent decline in the FY 2020-21 compared to the previous year. We at Bosch anticipate the challenges it poses and are preparing ourselves to face it. For the first time in almost two decades, the company's situation is critical concerning the Free Cash Flow and working capital. We will need to counter this by taking every opportunity to save

costs and secure liquidity. We have decided to reduce our CAPEX by at least 50 percent, apart from putting a stop to nonessential expenditure on machinery and equipment. Be assured that your company is working regularly across all business units to ensure adequate actions are defined and practiced to make it 'Fit for the Future'.

**Now is the time to reimagine the New Normal.**

The strategic changes and implementation Bosch Limited undertook in the past two years will enable us to cope with the post-COVID challenges much more easily. During the FY 2019-20, we have allocated INR 2,939 million towards our 3R program of reskill, restructure, and redeployment to seize on opportunities while evaluating our present organization structures, layers, spans, and positions to make our organization more agile and empowered – thereby more effective and efficient.

Even in this tough business environment, Bosch in India continued with its commitment to Social Engagement. **Bosch in India has committed to INR 500 Million (₹ 50 crores) to combat the COVID-19 pandemic.** While, INR 50 million (₹ 5 crores) was donated to the PM CARES Fund, the remaining INR 450 million (₹ 45 crores) will be invested in several community initiatives in the areas where Bosch is present. Some of these include, manufacturing of masks and distribution to employees and communities, repair of ventilators and hospital tracking platforms, and food for migrants. Bosch also developed a rapid test that can detect a SARS-CoV-2 coronavirus infection in patients in less than two and a half hours. This will help medical facilities make fast diagnoses and play a part in containing the coronavirus pandemic.

**Bosch India has been providing technology products and solutions for the past 98 years and collaborated in the country's growth story.** Not just do technologies have to innovate and evolve, but business strategies, work culture, and our way of living as well, will have to innovate to adapt in these challenging times. Our forecast is that growth is going to return in the mid- to long-term and will most likely come with a change. We are fortunate to be in an era where change is easier than ever before and as a company with a technology-agnostic approach we are prepared for new-age technology like electrification and mobility solutions. We are ready to embrace the new normal. It is the future.

**And the future is now!**



**Soumitra Bhattacharya**  
Managing Director, Bosch Limited &  
President, Bosch Group, India

**127 BS VI projects**  
Since 2017

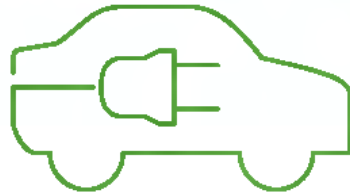
Total Revenue  
**INR 2,237 crore**  
Down by 18.1% YoY

**33,255 MWh** of  
renewable energy  
generated last year

**INR 50 crores**  
to combat  
COVID-19



*We are not waiting for the future. We are steadfast on our pursuit of ambitious climate goals. This year Bosch Global will make 400 of its locations climate neutral. Through the new advisory company Bosch Climate Solutions, the company is planning to pool the experience of more than 1000 energy efficient projects of its own. Bosch is also working with partners to explore, research and develop hydrogen based and renewable synthetic fuels for combustion engines, along with fuel cell technologies.*



A SUSTAINABLE,  
SMARTER DRIVING  
EXPERIENCE IS NOW

For almost a century, Bosch Limited has been an integral part of the Indian automotive landscape with its parts, products, services, and solutions. Today, well into the 21<sup>st</sup> century, Bosch continues to drive Indian vehicles forward with its innovations that aim to make driving smarter, safer, more fuel efficient and more importantly, a truly enjoyable experience – be it Two-Wheelers, passenger cars or commercial vehicles. Bosch has always supported policy makers and environmental groups in India especially since the introduction of emission norms in the form of the Bharat stage emission standards in 2000. In the journey to BS VI, Bosch has brought to the fore its innovative spirit, ingenuity and unique product development code to meet the targets of affordability, performance and sustainability. A fact that has become more important this year with the Government of India deciding to skip past BS V and move directly to BS VI norms in April 2020 with the expectation of bringing down emissions by 25% in petrol engine vehicles and 68% in diesel engine vehicles.

This rapid shift requires significant engine technology changes including improvements in engine combustion and calibration, increased injection and cylinder pressure, after-treatment solutions and transitioning to electronic controls – all of which Bosch anticipated and is ready with. This BS VI readiness is in a large part due to the 127 major BS VI projects that Bosch was part of, which collectively entailed over 5 lakh man-hours over the course of many months. Further, Bosch's strategic collaborations with OEMs and partners with whom it has worked tirelessly will also ensure that the transition – from BS IV to BS VI – is smooth. With most of the components manufactured locally, the focus is now on developing smarter system configurations to make them cost-effective and providing intelligent solutions for servicing BS VI-compliant vehicles along with vehicle production plant and dealership solutions, diagnostics and repair.



## Made for India, Made in India, Made by Bosch.

Investments and acquisitions of projects which are valued at approximately INR 24,000 crores is a testament to how Bosch is committed to making the move to BS VI as seamless and smooth as possible for its customers and the Indian automotive industry as a whole. Always looking at the big picture and approaching the future in a holistic manner means that Bosch is well-placed to give customers a complete solution – starting from inception with its applications and R&D, right up to SoP. Today, Bosch Limited is not just supplying to the OEMs but creating an ecosystem – from the supply chain and aftermarket to R&D and sales, and most importantly, localization of manufacturing across 16 Bosch plants in India. This phased, systemic localization will ensure that parts, systems and solutions are not just affordable and innovative, but are made for India, with most of them being made in India.

## Beyond BS VI: Electrifying the Indian driving experience

While the BS VI norms – applicable to vehicles with Internal Combustion Engines (ICE) – aim to reduce emissions and thus the impact on the environment, Bosch has gone a step further and is accelerating its electromobility capabilities and solutions to usher in the new age of urban mobility with a new generation of vehicles which have zero emission – electric vehicles.

Drawing on the insight that the increase in the need for mobility to move people and goods will significantly lead to the demand for different sustainable solutions, Bosch is committed to providing sustainable

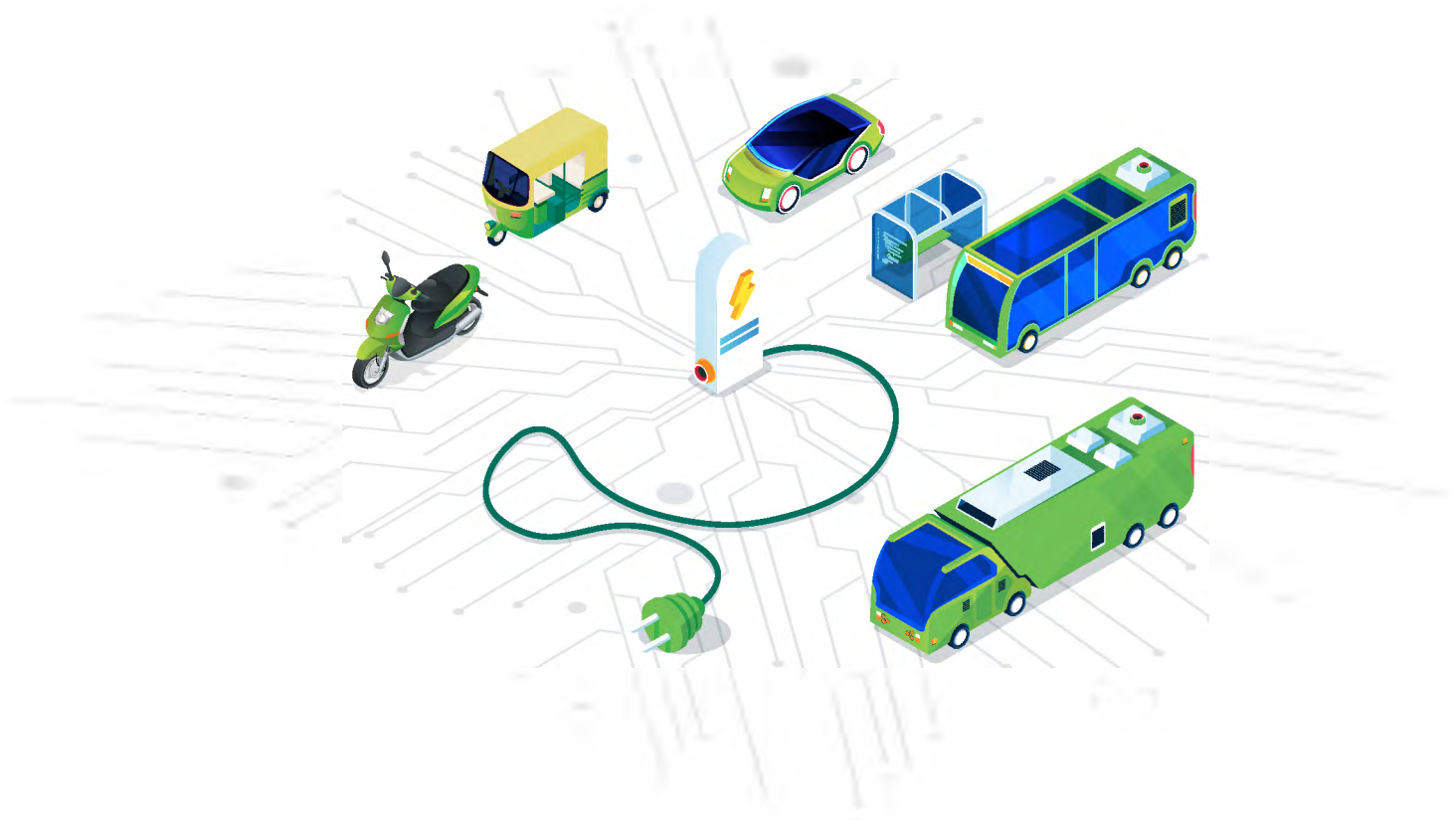
powertrain solutions for mobility that is energy-efficient and also caters to the stringent environmental regulations. There is a renewed focus on electrifying the Two-Wheeler, Three-Wheeler, and fleet operations along with a comprehensive portfolio of solutions ready for the Two-Wheeler market, while also investing in the development of a package of solutions for eLCV and eBuses. Bosch is also into the development of thermal management designs for vehicles as heating and cooling systems in overarching vehicle systems are becoming increasingly vital especially with electrification in focus.

## Electrification solutions for the ecosystem

For Bosch, electrification goes beyond just the vehicle itself. If electric mobility is to hold the key to a sustainable future, then the focus must be on the larger ecosystem. That is why Bosch is also developing solutions for charging and connected services for the ecosystem that will accelerate electrification. For instance, with an integrated system including motor, control unit, battery, charger, display and app, electromobility has taken off much more rapidly in the Two-Wheeler segment, as seen in the new Bajaj Chetak Electric Scooter.

This was Bosch's first foray – offering a complete system for the electric Two-Wheeler in India while providing dealership diagnostic solutions as well. Bosch has set up Project House Electrification to develop solutions for EV and to prove the concept of electromobility in the last mile, and is also pushing the boundaries of what is possible with a single-cylinder diesel vehicle that has been converted into an electric vehicle.

## *Electrifying the e-ecosystem*



## Driving urban electromobility forward

As population grows in large cities, urban mobility is emerging as a prime concern not just in India but across the world. This is where Light Electric Vehicles with Bosch technology come in, and are already making their presence felt with their quiet operation, lower consumption of resources, advanced technology, user-friendly operation.

At the heart of these Light EVs is Bosch's Integrated System – a state-of-the-art system with performance classes ranging from 1 to 20 kW. As a complete powertrain system and an all-in-one solution that enables a safe and dynamic riding experience, the motor, control unit, battery, and innovative connectivity functions synergize perfectly to ensure well-balanced vehicle performance and long range. The flexibility and scalability of the Bosch Integrated System is such that it can be used not just in e-scooters, but a whole range of urban applications such as Three-Wheeler e-cargo scooters for urban delivery and even light electric cars, allowing OEMs to reduce their development time and taking the product to the market much faster.

Bosch innovations such as the Electronic Battery Sensor (EBS) provides information on the status of 12V lead-acid batteries and in turn enables the implementation of an optimized Electrical Power Management (EEM) system in the vehicle to improve fuel efficiency, battery life, data output, and diagnostic functions, enabling the shift to a green tomorrow.

Despite the criticality of the battery to an EV, it is still a largely unknown factor with regard to the reliability, and difficult for manufacturers, fleet operators, and EV owners to assess the current condition of the battery from the outside. This uncertainty represents a considerable obstacle in deciding the value of electric vehicles. This is where Bosch can help in improved battery management with its Battery in the Cloud. This smart connected solution for battery management works on collecting battery data from the Bosch Cloud, analyzes the battery data and it is then transmitted to the vehicle or the fleet operating center. Furthermore, with diagnostics that proactively monitor the current condition of the battery and predict if there are malfunctions can prevent a breakdown from occurring, also helping to reduce the risk of sudden breakdowns and shortages.

Other Bosch innovations when it comes to making the vehicle experience more enjoyable include Bosch Convenience Charging, it provides a personalized experience and effective use of time during charging by suggesting dynamic routes and offers personalized services, which also includes predicting the precise range, so drivers can plan their travel better. Furthermore, Bosch gives electric car users an overview of charging stations and access to them via a smartphone app as well as the head unit in the vehicle.

Bosch's solutions for electrification go beyond just true EVs and also include hybridization solutions such as the 48V Hybrid System that facilitates powertrain electrification for small passenger cars and commercial vehicles. Through energy recovery, the 48V battery achieves complete charging for continued functioning of the vehicle while bringing about 15% reduction in CO<sub>2</sub> emission. The journey of electrification will start

with hybrid solutions for ICE. Other hybrid functions like advanced start-stop, regenerative braking and coasting further improve efficiency while the driving experience is enhanced with features such as additional torque and purely electric automated parking.

## Accelerating into an era of smart, connected driving

The Internet of Things (IoT) has opened up a whole new world of possibilities with applications from home security to business, and its impact on automotive applications is no different. By connecting vehicles, users, and services over the internet, the connected landscape holds a lot of promise in making vehicles smarter, safer, and more economical while improving the overall driving experience, and staying true to its innovative spirit. Bosch is leading the way in connected solutions for the automotive world.

Today, Bosch is all set to redefine the in-vehicle experience with connected, personalized, and convenient solutions such as 3D digital displays, connectivity cluster for Four-Wheeler, voice-based assistant systems, perfect keyless entry, and convenience charging. At the heart of this is Bosch Connected Services and Solutions which brings together Bosch's IT competence, automotive lineage, technical competency, and its comprehensive offerings. Together we deliver cutting-edge solutions to existing customers while nurturing new business partnerships.

Bosch Connected Solutions today include standalone systems that help make a car intelligent, improve fuel efficiency, enhance security, safety, convenience, and comfort. Additionally, with an in-depth understanding of vehicle data, long-term experience with mobility services, and with connectivity solutions for the ecosystem, Bosch has created a whole new range of services that increase efficiency and reduce driver stress, while offering scalability for future possibilities.

For instance, the Bosch 3D Display System allows for interactive driving experiences that makes driving stress-free and safe by generating visual information three-dimensionally, allowing visual information to be grasped faster than what is displayed on conventional screens. Additionally, the HMI (Human-Machine Interface) learns user preferences and recommends likely action for a safe, convenient, and delightful driving experience, while continuously evolving and learning based on the data that is collected from the driver and vehicle.

*Bosch innovations such as the Electronic Battery Sensor (EBS) provides information on the status of 48V lead-acid batteries and in turn enables the implementation of an optimized Electrical Power Management (EEM) system in the vehicle to improve fuel efficiency, battery life, data output, and diagnostic functions, enabling the shift to a green tomorrow.*

While driver assistance systems from Bosch Chassis Systems India Private Limited are paving the way for automated driving, the AI-enabled interior monitoring system – featuring cameras and artificial intelligence – is enhancing safety for all occupants by warning drowsy drivers and helping them avoid crashes caused by fatigue. With innovations such as Gesture Control Solutions that allows, the driver to make commands without looking away from the road, Bosch is today leveraging IoT, machine learning, and artificial intelligence (AI) to usher in a new age of smart mobility that is as safe as it is smart.

While the focus is on the end user, the company also offers systems such as the modular interior monitoring system that helps vehicle manufacturers seamlessly integrate automated driving solutions with other systems.

## Making vehicles do more

With driver assistance systems being key safety measures in vehicles, there has been consistent technical advancement in driver assistance systems, with vehicles now taking charge of more and more tasks and situations, creating a technical base for automated driving in the future.

Bosch has always looked to completely eliminate the risk of accidents and use technology to provide a greater level of security to the driver as well as the occupants. A good example of this is the Bosch

Automated Emergency Braking (AEB) system which makes emergency braking possible by combining radar and video with data fusion. The AEB assists in avoiding rear-end collisions, mitigating the consequences by networking Electronic Stability Control (ESC) with surround sensors to enable faster driver reaction in critical situations and therefore shorter stopping distance. These systems also offer the best possible driver support in mitigating collisions and also reduce the risk of injury in scenarios of unavoidable crashes.

Taking this further is Bosch Adaptive Cruise Control (ACC) with which the car can drive off, accelerate and brake automatically, while the driver has to permanently supervise the system and be ready to take over complete control of the vehicle at any time. Other Bosch innovations such as the Forward Collision Warning system (FCW) helps reduce the risk of a rear-end collision, Anti-lock Braking System (ABS) prevents wheels from locking while enabling safe steering during braking, Traffic Jam Assist system is based on video & radar sensors and the functionality of adaptive cruise control with stop-and-go, and lane-keeping support have all made driving more safer, stress-free, and enjoyable than ever before.

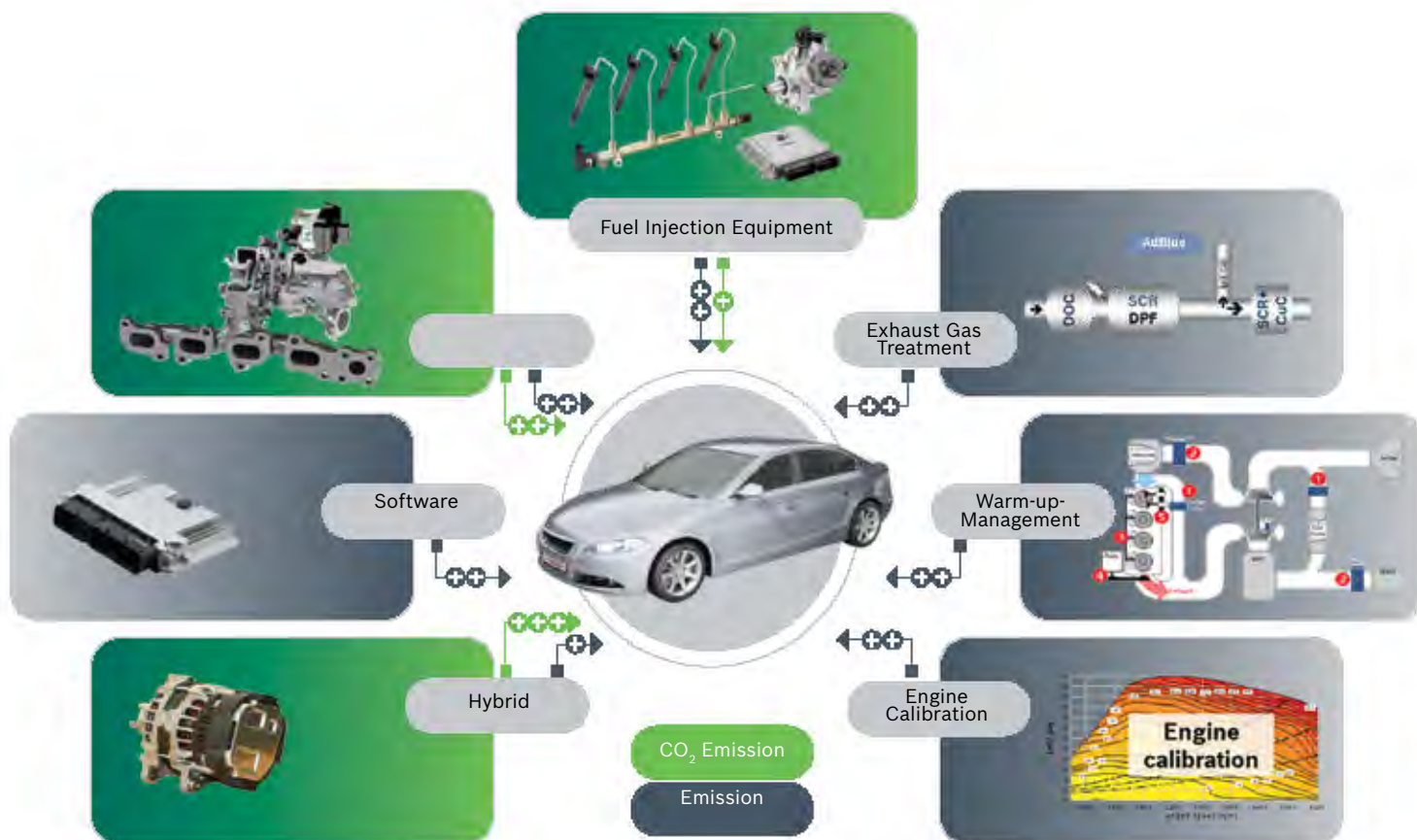
As emerging technologies and regulatory norms continue to evolve, coupled with the ever-increasing demands of eco-conscious consumers who seek safety, convenience, and sustainability, Bosch is ahead of the curve in anticipating these changes and is ready for tomorrow, today. Because, the future is now.

## *New-age solutions for a new era*

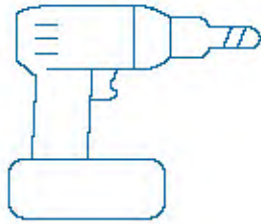




## A smarter, cleaner future with the next-generation ICE



*Bosch has always looked to completely eliminate the risk of accidents and use technology to provide a greater level of security to the driver as well as the occupants. A good example of this is the Bosch Automated Emergency Braking (AEB) system which makes emergency braking possible by combining radar and video with data fusion. The AEB assists in avoiding rear-end collisions or mitigating the consequences by networking Electronic Stability Control (ESC) with surround sensors to enable faster driver reaction to critical situations and therefore shorter stopping distance.*



THE TIME TO MAKE  
A POWER-PACKED  
IMPACT IS NOW

The 21<sup>st</sup> century will be built on technology and brands that make the best use of this are those who will thrive and succeed. We can already see this happening, with the world entering into an age of IoT and the rapid proliferation of digital technology. This hasn't just changed the playing field for organizations and brands but also changed the way consumers interact with them, with each other and how they consume information.

Always ahead of the curve, Bosch Power Tools has pulled ahead of the pack by harnessing technology to give its products a further edge in the competitive landscape and leveraging the potential it holds to ensure better customer experience across the value chain and the product lifecycle.

## To 'BE Connect' is to be ahead

Today, Bosch is ensuring that digital enablement powers us ahead, with a simple and seamless 'BE Connect' ecosystem that connects associates, sales professionals, end consumers, dealers, and even products. The information flow benefits everyone in the chain, and this data is also transmitted back to the warehouses and even the manufacturing facility. Product purchase patterns, inventory information, location tracking, and other information from a unique B2B portal is helping us to improve operational efficiency at the warehouses and manufacturing facilities. Right from manufacturing which utilises Industry 4.0 principles to warehousing and logistics, from the scan of the cutting-edge laser etched QR code on a Bosch power tool right up to its end-of-life in ensuring the certification and genuineness of the tool while simplifying warranty and repair management, to integrating dealer management and user loyalty programs, this connected ecosystem is today helping us to build trust and enhance satisfaction among channel partners and users, and strengthening Bosch to leapfrog the competition.

## To B2B or not to B2B is no longer the question

Dealers form the backbone of the Bosch Power Tools ecosystem in India and this is where the Bosch Power Tools B2B Portal comes in. An exclusive portal meant for customers, it simplifies not just the purchase journey right from the outset, but also provides a rich experience by being a repository of all the information a dealer or customer would need, with updated catalogs and product information available at their fingertips. With just a few clicks, orders can be placed, tracked, and managed. The further integration of TraVis, an integrated logistics application means that buyers can now view the movement of their order every step of the way, right up to delivery.

# Digitalizing the Customer Ecosystem to create Maximum Impact in the Power Tools Market



## Bosch Power Tools B2B Portal

**Simplify your daily business**

- Ease of doing Business*
- Promotions and E-Catalogues*
- Efficiency in Order Management*



## MyBoschBuddy Buddy for All

- Performance update to Customer*
- Customer Onboarding*
- Information Sharing*



## Cloud For Customer Sales Force Management

- Customer Visit Management*
- Customer Database Management*
- Task and Opportunity Life cycle Management*

### Bosch Power Tools: Now with added power of digitalization

An innovation that is creating waves is a special laser-etched QR code that now comes with every Bosch Power Tool. It can withstand tough conditions and is designed to last as long as the product itself, this QR Code is the key to unlocking the full potential of the power tool and helping it perform at its best. This is because a simple scan of QR Code – by the user – gets them into Bosch’s secure system and gives them access to regular maintenance updates and while also provides other valuable information on their power tool, during service. Using this data and analyzing it to study consumer behavior, product usage patterns and even using it to track a single product over its lifetime means that as more data flows in. As more and more consumers use Bosch power tools, more efficiency can be built into the system, with insights gleaned and business intelligence applied to further enhance customer satisfaction with personalized service, recommendations, and more. As a responsible corporate, Bosch ensures that all of this sensitive data is screened and secured from any breach. More importantly, at the onset of any sort of information gathering, the consumer or user is required to give their consent on the data they would like to share on their power tools, and personal information as well. Bosch gives customers total freedom to opt out of the system as and when they desire, this is to ensure that complete control rests with the user of any of the applications or programs.

### MyBoschBuddy: A friend indeed

Dealers and channel partners form the backbone of the current ecosystem and that’s why Bosch ensures that these customers are always in focus and that Bosch is there for them whenever in need. To understand their needs and to support them, Bosch has an exclusive mobile interface for them called MyBoschBuddy which acts as a convenient and one-stop destination for almost all things related to power tools – from onboarding to two-way interaction. Comprehensive in its outlook and continually being improved upon, MyBoschBuddy gives customers all the information they need, including performance information, current promotions, offers and performance updates at the touch of a button. Furthermore, MyBoschBuddy also acts as a direct channel of communication between Bosch and its customers making it an invaluable resource and a critical component in ensuring better customer satisfaction.

### Foreseeing opportunities with C4C

Understanding that sales teams on the front line of the market need all the support they can get from Bosch, digitally enabling them to be better and more efficient assumes key importance. This is why today, an important part of Bosch’s holistic digital ecosystem for power tools is C4C (Cloud For Customer). The implementation of C4C has equipped all sales professionals with cloud-based tools for Customer Visit Management to make their everyday interaction with customers better and fulfilling. As part of C4C, sales teams also have full access to its Customer Database Management features and its ease of use and other features available have significantly improved the productivity of the sales teams by helping them focus on their work, in the best way possible. Furthermore, with its Task and Opportunity Lifecycle Management, C4C is also helping sales teams not just track their tasks but more importantly spot and track leads, look for opportunities and turn these new opportunities into another win for themselves and for Bosch.



## End-Consumer-Reward Program

*Retention of loyal users by various incentive program*



## A simple way to connect users, dealers, and products

*Certification of genuineness of the Tool Warranty Management*

## A rewarding experience

Owning a Bosch Power Tool is a rewarding experience in itself for people across the world. In India, Bosch has made it better with a special incentive-based purchase loyalty program called MyBosch Rewards. It is amplifying brand awareness of Bosch and building a loyal customer base that is rewarded for its continued association with Bosch and its power tools. At the heart of this initiative is the fact that purchase of a Bosch Power Tool entitles the user to earn points that can be redeemed for rewards that consumers can choose from a comprehensive rewards catalog that contains all details on the rewards available – ranging from essential home appliances to popular Two-Wheelers.

## Overall benefits

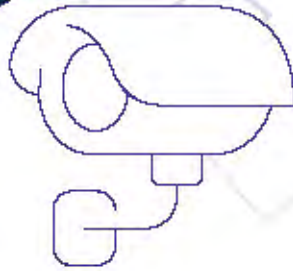
- ▶ Building trust among our channel partners & associates
- ▶ Ease of doing business
- ▶ Improve sales force productivity
- ▶ Effective Data Management (Dealer, User & End consumer)

## Digitalizing the customer ecosystem, accelerating into the future

While we have taken giant leaps in the end-to-end digitalization of the power tools ecosystem, we are looking for more avenues to further push the possibilities of digital technologies and IoT in our quest for newer opportunities and more importantly to ensure the best customer experience we can deliver. Because the time to take our efforts to the next level, and to make an impact, is now.

## Ensuring financial prudence for the future, now

*Bosch Power Tools has already begun inventory optimization to realign it with post COVID-19 sales forecast. Key channel partners are being placed in a Channel Finance Program to protect their interests while mitigating risk for the company and ensuring timely payments with a focus on account receivables. On the other hand, payouts are being brought in line with central contract agreements, with Bosch Power Tools being judicious with all cash flow elements, including marketing.*



A SAFER, MORE SECURE  
WORLD IS NOW

## Shaping the future of safety and security

Today, cameras have become ubiquitous and are a key component of every security landscape. These cameras don't just record videos, they also generate large amount of data and when harnessed and leveraged well, it is this data that has the power to protect many lives, many buildings, and many more assets, making the world much more secure.

This is precisely why Bosch Limited's approach begins by taking a holistic view of the video security infrastructure. Driving the strategic approach to security is the Internet of Things (IoT) and advances in machine and after learning integrated AI, which present new opportunities for enhanced safety across the security.

## Sensors and Sensibility: Getting the best out IoT's most versatile sensor

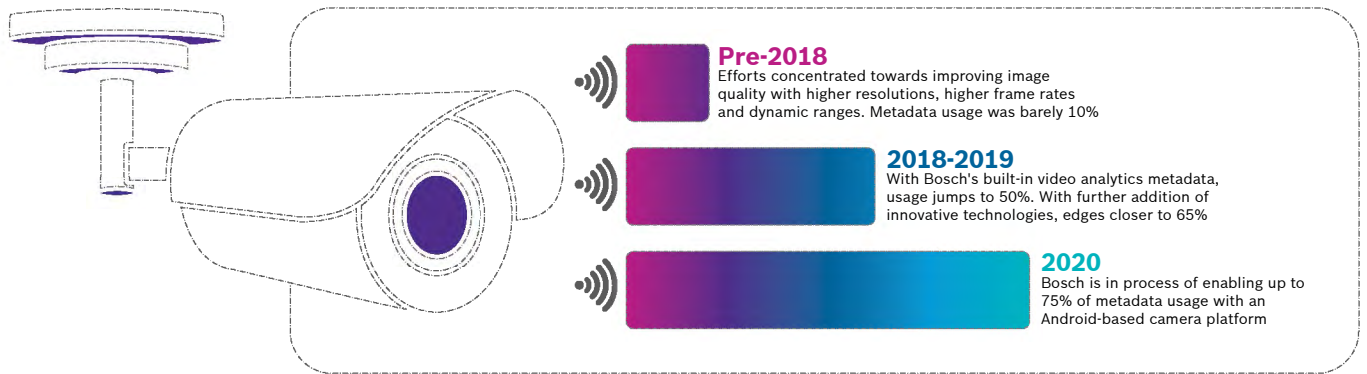
In the IoT era, a camera is more than just 'a camera'; they are smart sensor devices that have the power to deliver data via a robust digital infrastructure. This is because the amount of data generated in every frame is that a camera records is an information goldmine. This increasing value of metadata is being realized extensively in surveillance and security systems, and is opening up a whole new world of possibilities such as providing intelligence insights and situational awareness. The metadata also protects privacy through its anonymous approach.



## From data to metadata – making cameras do more

Be it intelligent cameras or interpretable dashboards, video analytics over the years has made a steady and significant progression as security demands have grown, with more and more data getting captured. The real power though lies not in the footage but in its metadata. And it's only now, with advances such as Bosch's Android-based camera platform that the metadata contained in the footage is truly being leveraged to its fullest potential.

### More Metadata Usage, More Security, More Intelligence



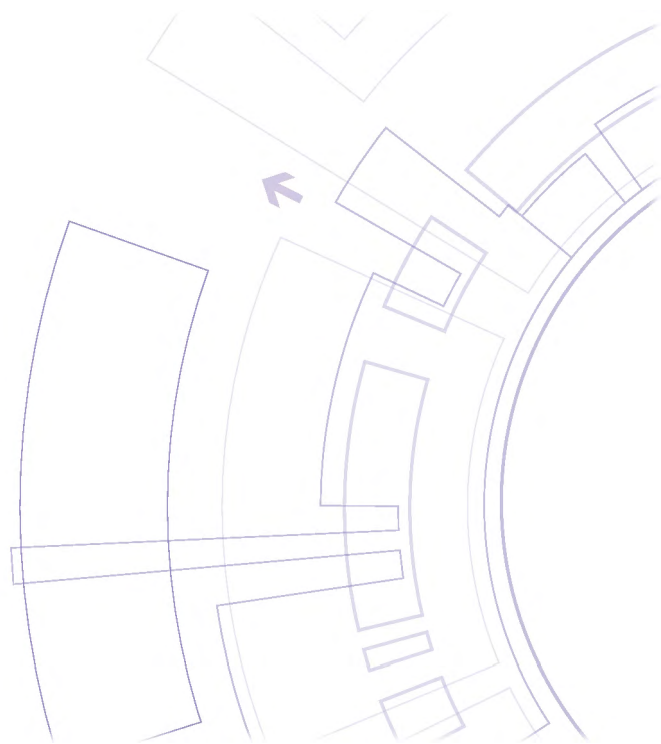
## More for Less with Bosch Video Analytics

With the belief that the company's businesses should be able to take advantage of advances in technology, Video Analytics – which is now the norm in business security – are a standard feature in Bosch cameras. This is critical to address a wide range of security challenges, because video analytics rules and criteria can be set to detect objects within, entering or leaving an area to those crossing a particular zone or loitering. Video analytics can also be utilized to recognize changes in speed (running), shape (crouching) or aspect ratio (falling), as well as objects that move in the wrong direction or contrary to the motion of others.

## Beyond security, business intelligence

Essential Video Analytics which is available in Bosch cameras (6000 series and below) is best suited for small and medium business, large retail stores, commercial buildings, and warehouses. The software system reliably detects, tracks, and analyzes moving objects while suppressing unwanted alarms from spurious sources in the image.

Gone beyond its uses to secure people, property and assets, Bosch cameras with Video Analytics can also be used for providing business intelligence. For example, enhancing retail experience by triggering alarms if the number of people in a queue exceeds a certain level so that action can be taken to reduce queue time for buyers. Bosch cameras can help ensure safety compliance and enforce health and safety regulations with blocked emergency exit notification.





## Not just intelligent, but ‘smart’

The latest line of Bosch security solutions have been designed and developed keeping in mind the fact that in the age of IoT, smart devices will be the de facto standard, and the smarter, the better.

That’s why, apart from the standard tracking and detection and advanced task capability, Intelligent Video Analytics – available in Bosch cameras, from 7000 series and beyond – brings the latest level of intelligence and smart capabilities to video analytics. This enables them to adapt not just to difficult and dynamic environmental conditions like changes in lighting or environment such as rain, snow and clouds but also to leaves blowing in the wind.

## Cameras that learn: Bosch Camera Trainer

Bosch has taken video analytics many steps forward with the Bosch Camera Trainer that opens up opportunities of increased security and business efficiencies along with their ability to pay attention, learn, and solve specific customized problems.

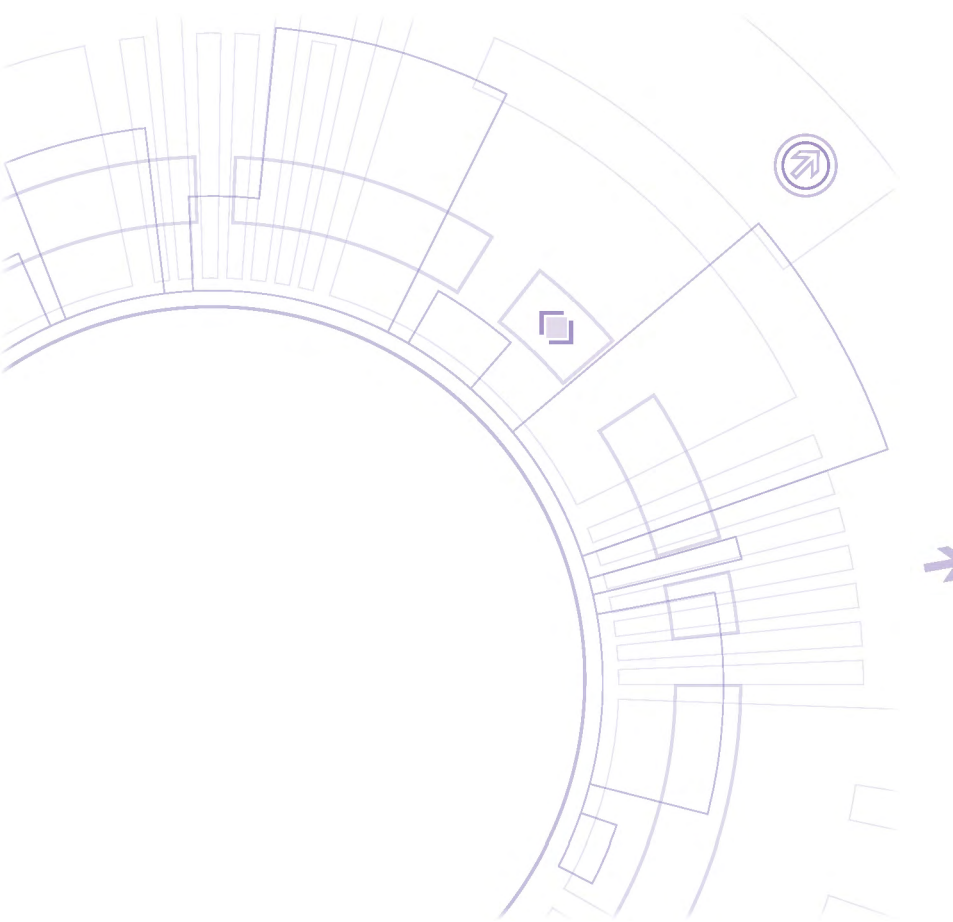
Bosch Camera Trainer integrated with Machine Learning can teach cameras to detect objects or situations that would have previously gone undetected. Based on examples of target objects and non-target objects, this module uses machine learning to allow users to define objects that are of interest to them or things that are

critical for them and generate detectors for the same. The more images the camera sees and understands, the more accurate the detection becomes, be it of moving objects or non-moving objects.

The possibilities are endless: from using the Camera Trainer to detect trolleys at the passenger lift lobby when they should actually be in the service lift to public utilities and safety where it can be used to trigger an alarm when the water level of a drainage canal passes a defined threshold.

Bosch is pushing the boundaries of cameras and security solutions for customers who demand forward-thinking ideas that can help them capture – and make the most of – their IoT data. Emblematic of this approach is the new line of Bosch INTEOX cameras, which together with IoT infrastructure, enables developers, system integrators and integration partners to create individual, customer-specific apps with unlimited freedom for innovation and customization. The first fully open camera platform of its kind, it brings together built-in intelligent video analytics from Bosch, the capabilities of the Android OS and the ability to add software apps securely, while supporting the latest technologies such as neural-network-based analytics, the next step in ML & AI, so that customers can take full advantage of everything that IoT has to offer and use their data to enhance security, efficiency and business intelligence.

Driven by innovation and with the power of data, Bosch is pushing safety and security solutions to the next level today, because the future is now.



## ***Assuring financial security for the future, now***

*With BT Security Solutions business being driven through channel partners and distributors which focus largely on infrastructure projects, the division is putting inventory optimization measures in place so that customer demands can be met efficiently while ensuring Free Cash Flow. Positive EBIT is being ensured by facilitating key channel partners to utilize Bank Channel Finance Facility and enabling vendors to switch to cost-effective Supplier Financing from banks.*



# HERITAGE LANDMARK GETS FUTURE-FRIENDLY

More than a hundred and ten years ago, one of Mumbai's most iconic landmarks opened its doors to the public. Since then, it has been considered one of the finest hotels anywhere in the East and is today a heritage building that has hosted everyone from King George V and Mahatma Gandhi to the Beatles and Barack Obama. The hotel in question is of course The Taj Mahal Palace & Towers and in more than a century of its existence, it has always evolved with the times and taken the lead in enhancing comfort for its esteemed guests. So, when it decided that it needed to be more energy efficient, more environment-friendly and sustainable by also reducing its carbon footprint, Bosch Limited associated itself with The Taj Palace Hotel in this pioneering initiative.

Bosch has been a part of many landmark projects across the country, helping business associates become energy-efficient by providing total turnkey solutions. Bosch created a customized energy solution that was tailored to this hotel's needs, the execution of which was possible with the excellent support of The Taj Mahal Palace's engineering team.

## A deep dive into data

A 750,000 liter swimming pool needed to be heated without increasing the fuel / gas consumption. Bosch energy auditors assessed the energy-consuming processes and equipment. Analysis threw up the fact that the main gas-fired boiler was exhausting flue gas at temperatures ranging from 150°-200°C – this represented an opportunity for heat recovery.

Detailed analysis was done on factors such as number of hours of operation, calorific value of fuel, it's loading pattern, and other technical details to ascertain the potential of heat recovery.

Bosch came up with an innovative solution that would not just heat up the 750,000 liter swimming pool but also lower the carbon footprint. The Bosch solution further made it possible to utilize the heat generated for other uses within the hotel, like bathing hot water which accounts for a large portion of any hotel's energy needs.

## Think global, act local

The Bosch solution was the result of its worldwide experience and global expertise in executing energy management solutions and the exposure and intelligence of its associates to global projects. Bosch acted locally when it came to the heat recovery system (from the boiler exhaust flue gas) by choosing a domestically manufactured condensing economizer solution which emerged as the best fit for the hotel. Another reason for this localization was the space constraints in the basement. Further modifications were carried out to make this equipment fit to layout while being housed within the basement of the hotel.

This led to a drop in exhaust (flue gas) temperature to 96.4°C currently (as opposed to 181.8°C before the start of the project), which is a good performance parameter.



Boiler in the foreground with Economizer in the background



Location where the Water Pre-heater was installed

“We are delighted to have provided an energy-efficient solution to The Taj Mahal Palace & Towers, by means of recovering heat from waste exhaust gases, to generate hot water for guest rooms and the swimming pool heating application. This, in turn has reduced the fuel consumption for generating hot water, resulting in cost savings and more importantly reducing CO<sub>2</sub> emissions. Such Energy Efficiency solutions demonstrate their and our commitment towards sustainable growth.” said Mr. Mohandas Mekanapurath, Business Head, Bosch Energy and Building Solutions, Bosch Limited.

## A wonder called the Taj Mahal

Today, with the implementation of the energy efficiency solution at The Taj Mahal Palace & Towers, Bosch has got associated with the heritage of The Taj Mahal Palace & Towers. A testament to the fact that being energy-efficient or being earth-friendly is compatible with business goals, and that, businesses can get the best of both worlds, because the future of sustainability begins now.



Water Pre-heater housing the ducting within its core



Circulation pumps with standby for hot water movement to swimming pool and rooms heat exchanger

### For a greener tomorrow through energy-efficiency solutions

*In the selection of customers, Bosch Energy and Building Solutions India business focuses on their 'must have', with credit rating evaluation always given due consideration to ensure its Free Cash Flow and liquidity. This is further reinforced with a focus on CAPEX model projects with a stress on payment security.*



# ENABLING THE FUTURE OF WORK

## Keeping up with global economic trends

The automotive market is under considerable turmoil with the impact of intense industry fluctuations. This situation has been ongoing for a while now, and will continue to slow the market for some period of time. In such challenging times, Bosch Limited is looking towards its core strengths to act decisively and deliver reliably to customers. Now more than ever, the adaptability and fine-tuning of the skills in the company's workforce come to the forefront.

The slowdown in the auto industry is carrying on for longer than anticipated. Because of the new emission regulations, Bosch has observed a significant decrease in the share of diesel in core markets and shift to gasoline systems, along with the shift from ICE to electromobility. On the other hand, there have been various digitization processes in Power Tools and Security Systems. All these critical factors have played a key role in restructuring projects and people within these areas to streamline productivity and improve vital skills required to not just deliver but also innovate in these sectors.



## Leveraging on the power of diversity

Everybody brings something unique with them to the workplace. This quality is an amalgamation of one's gender, age, upbringing, language, culture, education, and many different experiences of the individual. At Bosch Limited, we are proud of the diversity that is a vital part of our organization today. We believe in going beyond the gender ratio at the workplace and creating an atmosphere of growing, learning, and developing from fellow employees and colleagues. This level playing field enables equal opportunity to succeed and build on skills or gain a new one. As the very fabric of a successful organization is its people, Bosch has created a culture where insights, perspectives, and difference in approaches is harnessed, to help each other within teams and projects.

Diversity at Bosch is not a term used in its traditional sense but extends to gender, career, business, age, and culture. In an industry dominated by construction and heavy machinery, the workforce at the Bosch Power Tools Plant in Chennai has more women employees. They have made a mark in the sector and continue to excel, displaying the unique gender diversity in such a space. The diverse age groups also add a different dimension to the approach to work. Younger employees are encouraged to take on leadership roles and tenured employees continue to act as role models and mentor through their experience and deep project knowledge.

Digitalization of Power Tools sector and the marketing strategy lay emphasis on the strong cultural diversity with the ecosystem, bringing together dealers, customers, and the manufacturers to help each other and improve overall quality and service. Bosch shows an aspect of business diversity through the Project House Mobility Solutions and Project House Electrification. Project House Mobility Solutions was created in line with changing business requirements and market needs. Set up in Q2 of 2018, Project House Electrification was formed as an electromobility enabler. The team consists of 25 associates, with diverse portfolios working towards developing the electromobility sector in collaboration with software engineers from RBEI, a software division of Bosch through custom engineering and business solutions that are in line with the needs of the Indian market. Using the Bosch principle of 'Learn-Pivot-Iterate', these teams create a compelling environment for innovation and creativity while adapting dynamically to the EV ecosystem.

## Empowering people with 3R – Reskill, Restructure, and Redeploy

With the slowdown in the automotive space, the technology changeover to BS VI brings with it opportunities in reskilling and redeployment of resources to strengthen the competency of Bosch Limited in the industry. For business beyond mobility, Bosch Limited believes that cross-selling projects in Power Tools, Security Systems, and Industrial Solutions will deliver new avenues to explore and diversify in these areas. Through the combination of right-sizing and the 3R approach, Bosch Limited has identified a workforce strategy with reskilling and upskilling programs to inspire people and develop their passion for innovation and technology. Bosch Limited carries forward the 3R approach with care, concern, and empathy with its associates in developing talent and skills.

## Future-proofing our skills

With the changes in market trends, industry expectations, and customer needs, businesses are undergoing transformation. The changing digital landscape and evolution of technology is at a pace that education and skill levels cannot keep up with the same. From internal combustion engine to electromobility, increased automation, AI, IoT, and so much more that is accelerating the market situation, the workforce of an organization needs to keep up and deliver better in light of these changes.

Bosch Limited looks ahead with a transformational and a proactive approach to reskill and upskill our employees to create a competent and future-ready workforce. The RBIN 2019 Trust index showed Bosch Limited that upskilling is one of the primary expectation for better employee engagement and experience. Reskilling is also economically more viable than hiring externally and also ensures, Bosch Limited stays competitive with a great talent pool. Now, with the current tough situation, our work is completely improvised and provides a new learning landscape where reskilling - learning new skills for a new position or, upskilling - learning current tasks deeply is more important than ever. At Bosch Limited, we believe that our people are our greatest asset and also ensure that people at all levels with high-potential, high-performance, the right skills, ability to reskill, adapt to new situations, and are flexible to relocate will be benefitted.



*Collaboration- a key element in our success stories*



*Fourth Batch of RK - EDT (Robert Bosch Kolleg - Enabling Digital Transformation) Program for BOSCH India*

## Two-pronged approach to reskilling / upskilling



Bosch has implemented a new digital competence model to add to the traditional Bosch Competence Model, which consisted of result orientation and future orientation among others. Bosch Learning & Development has charted a clear course for developing these competencies across all levels of hierarchy and functions.

### Reducing manpower requirements

The Bosch approach signifies a 10:3:1 ratio for the manpower required to develop the Diesel Internal Combustion Engines (ICE), gasoline, and electromobility. So 10-3-1 here depicts 10 people to work for a diesel engine, 3 for gasoline, and just 1 for electromobility. For a conventional ICE with automatic transmission, approximately 1,200 parts require sophisticated research, development, and manufacturing. Whereas, e-powertrain and e-axle require less than 200 parts. With the global slant towards hybrid and electromobility, Bosch Limited will implement the 3R approach along with strategic restructuring to cater to the market needs. Reskilling of existing manpower is vital to Bosch so as to redeploy and improve workforce productivity in other divisions while retaining talent. Bosch also ensures that a lean, agile, and empowered structure with optimal roles will be the way forward.

For roles that could soon be redundant, Bosch Limited is devising a comprehensive plan to redeploy them for new emerging business opportunities in different industries. Bosch will ensure that every area will be explored for reskilling and redeployment. In general, people at all levels with high potential, high performance, the right skills, ability to reskill, adapt to new situations, and are flexible to relocate will be benefitted.

At Bosch Limited, we believe that running a business isn't just one way. We make sure to give back to the community we work with, and be responsible towards our employees, customers, and other stakeholders. We are continuously evaluating our structures, layers, spans, and positions to make our organization more agile and empowered, thereby more effective and efficient. We're on our way to enable the future of work, because, the future is now.



One Bosch Smart Campus was launched with an intention to connect the north and south campuses at our Adugodi location.



# THE TIME FOR COMMUNITY WELFARE IS NOW



A sense of responsibility for society, community welfare, and future generations has a long tradition at Bosch. In fact, taking responsible corporate citizenship seriously began with Robert Bosch himself, who in the early days of the company pioneered the launch of welfare programs not just for associates and their families but also in non-business areas where he played an active humanitarian role. Today, Bosch India is continuing this pioneering spirit with societal engagement being an integral part of our business strategy and organizational goals. Over the past few decades, Bosch has created a special space in the hearts of the communities that it is part of, for being a 'company that cares'. Our CSR endeavors – which collectively come under the umbrella of 'Bosch India Social Engagement' – aims to make a positive difference to society. While these wide-ranging initiatives primarily focus on some well-defined areas such as youth skill development, child health, hygiene and education, neighborhood projects, and holistic village development, Bosch is ever-ready and prepared to step in to help whenever an unexpected crisis rears its head.





Beneficiaries with masks, cooked food, and dry ration kits from Bosch India

## Bosch joins to support India's fight against COVID-19

It was an unprecedented global crisis and it was not long before India was impacted with positive cases of COVID-19 rising alarmingly. As swiftly as the Government of India moved to lockdown the entire nation in an effort to 'flatten the curve', Bosch moved quickly to cooperate with the authorities to help alleviate the hardships that some people from the underprivileged sections of society could face due to this decision, while supporting the government and moving to help frontline health workers with a three-pronged action plan:

1. Financial contribution to PM CARES Fund
2. Supply of cooked meals and ration packets to the needy
3. Better protection for healthcare workers

Beginning with a contribution of a sum of ₹ 5 crores to the Prime Minister's Citizen Assistance and Relief in Emergency Situations (PM CARES) Fund, Bosch group companies in India also pledged an additional ₹ 45 crores for implementing various community welfare initiatives directly. No CSR initiative is complete without the active engagement and participation of our associates, and even in these trying times, Bosch associates came forward to donate to the cause.

At the same time, Bosch began to supply cooked meals and ration packets to migrant workers, daily wage laborers, and other needy individuals in an effort to minimize the impact of the nationwide lockdown on the underprivileged. More than 1,00,000 cooked meals were supplied by Bosch across plant locations during the lockdown, period. More than 3,000 needy families were given ration packets with groceries for cooking. Acknowledging that the real COVID-19 warriors are the frontline healthcare workers and that they needed to be kept safe, Bosch donated protective masks and sanitizers to people working in hospitals. In Bengaluru, more than 5,000 FFP2 masks and sanitizers were supplied through the Confederation of Indian Industry (CII). In Jaipur, 18,000 pairs of gloves and over 30,000 masks were donated to the Public Health Department along with sanitizers, handwash dispensers, and water bottles. Beyond healthcare workers, Bosch also donated nearly 1,500 hygiene kits to needy families in Nashik to help them stay safe. But this is just the beginning. The war against COVID-19 is far from over. Bosch remains committed to fight against the pandemic together with the government, to enable India to emerge from the crisis as fast as possible.

## Helping India benefit from its 'Demographic Dividend'

India today has its largest-ever youth population in an aging world. As India moves along its path to be a global

economic powerhouse and a high-growth market that will need skilled manpower in a big way, the country's youth face challenges in obtaining access to gainful employment. This gap between potential and reality is accentuated by the fact that less than 10% of the Indian youth workforce is vocationally trained. Since young people have the potential to transform the country's social and economic fortunes, and if India has to benefit from this demographic dividend window – which is predicted to last till 2030 or a little more – the current skill gap needs to be bridged at a rapid pace with skilling and reskilling being the only solution, and Bosch is rendering yeoman service in this regard with some of its flagship initiatives in the area of skill development, including BRIDGE.



BRIDGE: 'Towards Eliminating Unemployment - One Youth at a Time'

## Closing the skills gap with 'BRIDGE'

Bosch believes that it is important to invest in upskilling of youth and making them work-ready, particularly the ones who drop out of the mainstream education system. With this in mind, Bosch launched **BRIDGE** (Bosch's Response to India's Development and Growth through Employability Enhancement), a pioneering Bosch CSR program which has won many national-level awards. The short-term, job-oriented BRIDGE program covers training modules on life skills, soft skills, industry and job-specific skills, basic computer skills, value education, and community service.

As part of BRIDGE, Bosch assists the youth in getting entry-level jobs in semi-organized or organized sectors. Since the start of BRIDGE in 2013, over 30,000 youth have been trained and placed in entry-level service sector jobs through 466 BRIDGE Centers across India. Bosch has been collaborating with other corporates and Government/semi-Government bodies to make this sustainable and to scale the program further and has also begun piloting the same at a few universities committed to skill development. With over 500 trainers who have been trained through the Bosch 'Train the Trainer' program, many of them have got certified as Master Trainers through a unique joint certification model with Bosch and MEPSC (Management & Entrepreneurship and Professional Skills Council). Keeping in view the aging population in the country, a new module to train the caregivers has also been introduced as part of BRIDGE.

## Beyond BRIDGE: Supporting Industrial Training Institutes (ITIs)

Bosch supported the development of a new 'Skill Development Center' at the Government ITI at Dairy Circle on Hosur Road in Bengaluru to facilitate industry-relevant skills development. Inaugurated on May 22 last year, this model Skill Development Center houses various learning facilities, including a Mechatronics Lab, a Modern Manufacturing Lab, a Modern Carpentry Lab, and an Information and Communication Technology (ICT) Lab. Bosch has developed and operationalized a state-of-the-art Artisan Center for Plumbing at the government ITI in Pimpri-Chinchwad, Pune. The aim of this Center is to produce highly-skilled artisans for the constantly innovating plumbing industry.

## Keeping our children healthy in body and mind

Through its Child Health Development Program, Bosch focuses on improving the health conditions of children studying in 300 government schools located around its plants across India. To make the availability of child healthcare sustainable, Bosch is also upgrading the local Primary Healthcare Centers (PHCs). To tackle the problem of malnutrition, and also to encourage children from rural areas to stay in school and continue their education, hot and nutritious midday meals are provided through the Bosch-Akshaya Patra Midday Meals Kitchen in Jigani to over 25,000 government school children for the past two years.

Bosch is also contributing to making children better when it comes to their learning. In partnership with Agastya International Foundation, Bosch has deployed six Mobile Science Labs, six Lab-in-a-Box (LiB),

one Lab-on-a-Bike (LoB) each in Bengaluru, Bidadi, Jaipur, and Nashik to help school children understand complex scientific concepts and thus to make learning more effective. Additionally, Bosch has also improved the career prospects of over 6,000 students through 17 Bosch-supported English, and computer teachers, deployed in 30 government-run schools around the Bengaluru and Bidadi plants.

## Cleaner neighborhoods – happier villages

Mahatma Gandhi had rightly observed that 'India lives in its villages'. Even decades after he said that, it still holds true and this is why one of Bosch's CSR focus areas is holistic village development. Today, through the Bosch India Foundation, this initiative focuses on 250 villages located around Bosch plants to help villagers improve their quality of life at an individual and collective level. This holistic village development includes training rural women in Self-Help Groups (SHGs) on garment sewing and various other women empowerment programs, in Rajasthan and Karnataka, creation of compost and biogas plants; at villages in Maharashtra, counseling for adolescent girls, and other support programs. With agriculture being the primary occupation in many villages, Bosch has also embarked on sensitizing farmers on organic farming and its advantages across several villages in Karnataka.

From children to employable youth, from focusing on individual villages and communities to initiatives with a pan-India scale and impact, today Bosch India is carrying forward its proud tradition of being a responsible corporate citizen; doing its bit to ensure tomorrow is more equitable and happy, because the future is now.

## A few projects that Bosch has contributed to



Rejuvenation of Shanumangala Lake near Bidadi



Reverse Osmosis (RO) plants set up in rural Jaipur to ensure easy access to fluoride-free and pure drinking water for all the communities and their livestock



Check Dams built and maintained by Bosch, Nashik plant, to prevent soil erosion



Disaster Relief support to victims of Maharashtra floods

*From children to employable youth, from focusing on individual villages and communities to initiatives with a pan-India scale and impact, today Bosch India is carrying forward its proud tradition of being a responsible corporate citizen; doing its bit to ensure tomorrow is more equitable and happy, because the future is now.*

# Financials at a Glance

## 10 YEARS' PERFORMANCE

[Mio INR]

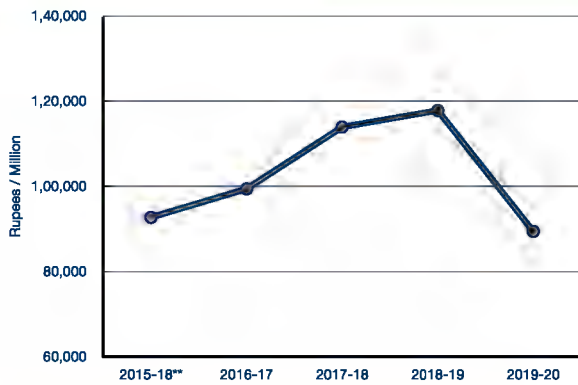
	2019-20	2018-19	2017-18	2016-17	2015-16**	2014-15*	2013	2012	2011	2010	2009
Sales	89,441	1,17,818	1,12,108	99,426	92,725	1,17,414	85,151	84,172	79,295	66,305	47,498
Of which Export Sales	7,869	8,999	10,346	8,240	8,712	14,625	10,578	9,402	10,344	8,461	5,855
Profit Before Tax	9,197	23,410	20,406	20,944	20,824	19,559	12,566	13,462	15,740	12,028	7,934
Less: Provision for tax on Income	3,349	7,430	6,698	6,503	5,701	6,182	3,719	3,879	4,513	3,439	2,028
Profit After Tax	5,848	15,980	13,708	14,441	15,123	13,377	8,847	9,583	11,227	8,589	5,906
Profit from Discontinued Operations	650	-	-	2,970	191	-	-	-	-	-	-
Items of OCI recognised directly in retained earnings	81	157	167	(109)	39	-	-	-	-	-	-
<b>Profit before appropriation</b>	<b>6,580</b>	<b>16,137</b>	<b>13,875</b>	<b>17,302</b>	<b>15,353</b>	<b>13,377</b>	<b>8,847</b>	<b>9,583</b>	<b>11,227</b>	<b>8,589</b>	<b>5,906</b>
Paid -up Capital	295	295	305	305	314	314	314	314	314	314	314
Reserves (other than other reserves)	85,765	82,917	92,298	81,729	90,583	73,156	62,629	55,419	46,970	40,666	33,538
Net Worth	86,060	83,212	92,603	82,034	90,897	73,470	62,943	55,733	47,284	40,980	33,852
Net block of Fixed Assets	11,274	10,108	11,411	13,194	11,487	9,800	9,381	8,633	5,917	4,360	5,133
Additions to Gross Block	5,597	2,612	2,757	6,485	5,732	5,757	4,581	6,375	4,423	1,776	2,121
Earning per Share (INR)	220	525	449	465	482	426	282	305	358	274	187

\* 2014-15 represents fifteen months period starting from January 2014 to March 2015.

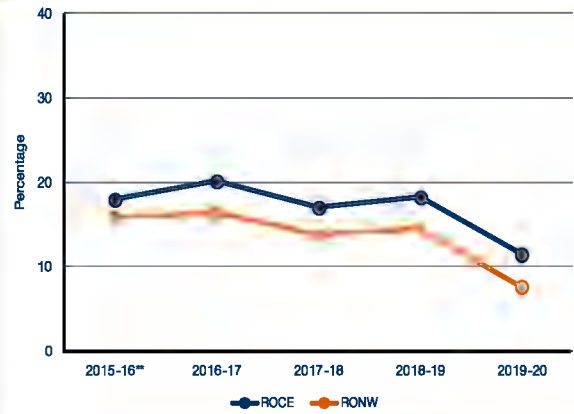
\*\* 2015-16 figures are restated for Ind AS and discontinued operation relating to Starters and Generators business. Previous years' figures have been recast/regrouped wherever necessary.

# Financial Graphs

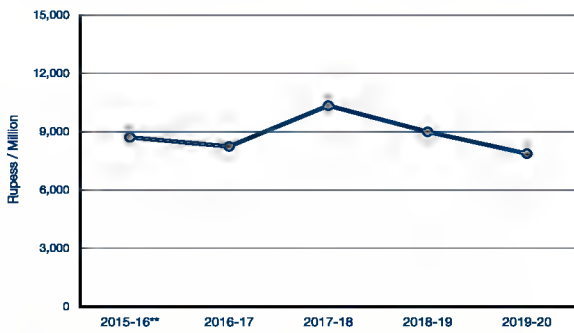
**Net Sales**



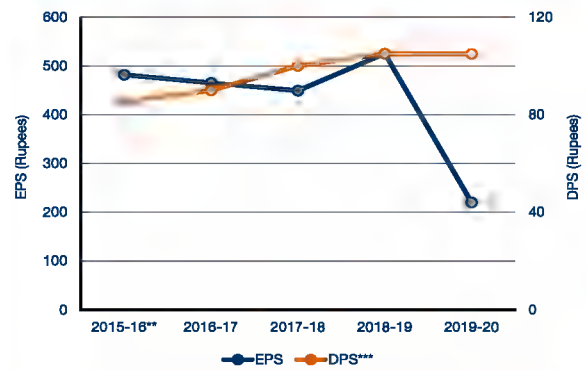
**Return on Capital Employed (ROCE)  
Return on Net Worth (RONW)**



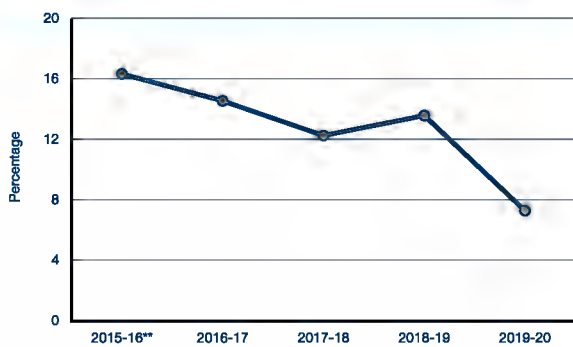
**Exports**



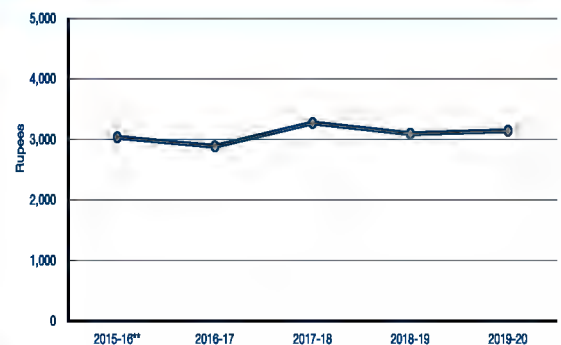
**Earnings Per Share (EPS)  
Dividend Per Share (DPS)**



**Profit after Tax (PAT) as a % of Sales**



**Book Value per share**



\* 2014-15 represents fifteen months period starting from January 01, 2014 to March 31, 2015.

\*\* Re-stated on account of sale of the Starter Motors and Generators business with effect from August 01, 2016 and adoption of Ind AS.

\*\*\* Excludes Special Dividend.

# Sales Performance

## Primary Segment



## Secondary segment

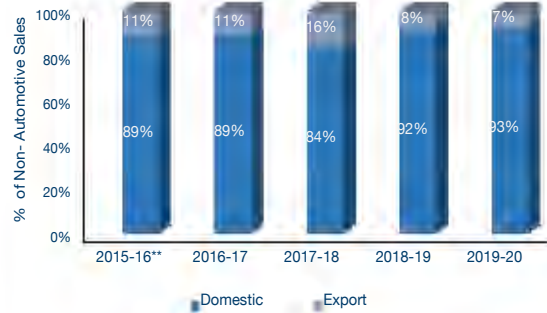


# Segment-Wise Sales

## Mobility Solutions



## Business Beyond Mobility

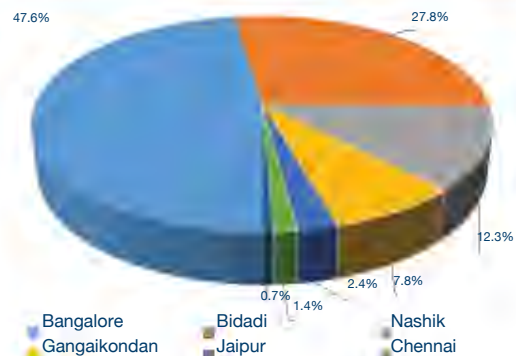


# Capital Investments

## Capital investments percentage to sales



## Location-wise capital investments



\* 2014-15 represents fifteen months period starting from January 2014 to March 2015

\*\* Re-stated on account of sale of the Starter Motors and Generators business with effect from August 01, 2016 and adoption of Ind AS.

# Directors' Report including Management Discussion and Analysis

The Directors have pleasure in presenting the SIXTY EIGHTH Annual Report together with the Audited Financial Statements for the Financial Year ended March 31, 2020.

## 1. Financial Results

The following are the financial highlights for the Financial Year 2019-20:

Particulars	[Mio INR]	
	2019-20	2018-19
Sale of Products	89,441	116,150
<i>Of which Export Sales</i>	7,869	8,999
Profit before exceptional item and tax	16,364	23,340
Exceptional items	7,167	-
Profit Before Tax	9,197	23,340
Provision for tax	3,349	7,406
Profit After Tax from continuing operations	5,848	15,934
From discontinued operations	650	46
Profit for the year	6,498	15,980
Other Comprehensive income (Net of tax)	(1,333)	997
<b>Total Comprehensive income</b>	<b>5,165</b>	<b>16,977</b>

The Company does not propose to transfer any amount to its Reserves for the year under review.

## 2. Dividend

Pursuant to the requirements of Regulation 43A of SEBI (Listing Obligations and Disclosure Requirements) Regulations, 2015, the Company has adopted a Dividend Distribution Policy (DDT Policy). In order to have flexibility in declaring dividend, the DDT Policy was amended by the Board of Directors at their meeting held on February 05, 2020 to eliminate the maximum cap on payment of dividend. This Policy is uploaded on the website of the Company and can be accessed at [https://www.bosch.in/media/our-company/shareholder-information/2017\\_2/dividend-distribution-policy-2017.pdf](https://www.bosch.in/media/our-company/shareholder-information/2017_2/dividend-distribution-policy-2017.pdf). This policy is enclosed as Annexure 'A' to this Report.

In line with the DDT Policy, the Board has recommended a Dividend of INR 105 per share for the Financial Year 2019-20, aggregating to Mio INR 3,097. The dividend payout ratio is approximately 47.6 percent. The Dividend is subject to the approval of the shareholders at the forthcoming Annual General Meeting.

## 3. Management Discussion and Analysis

In order to avoid duplication between the Directors' Report and Management Discussion and Analysis, a

composite summary of the Company's performance and its various business segments is given below:

### 3.1 Economic Scenario

#### 3.1.1 Global Economy

The year 2019 ended on a positive tone with improving data and promise of easing of political risks with an apparent "Phase 1" agreement between China and the US and a Conservative Party victory in the UK elections setting the stage for Brexit. At the beginning of the year 2020, Global GDP was expected to grow by 3.3%.

The COVID-19 pandemic is inflicting high and rising human costs worldwide and the necessary protection measures are severely impacting economic activity. The global GDP forecasts are evolving with most economist developing scenarios (Bull, Bear and Base case) primarily because of the greater depths to which the activity has plummeted early in Q2 and partly because rising risks of setbacks from further spread of the virus in some regions of the world. The base and bear case scenarios project the global GDP to contract sharply between 5.9-8.7% in CY 2020 and to recover sharply by 5.3-2% in CY 2021.

When the world economy last faced a crisis of this magnitude, it was in the 1930s. Amongst the advanced economies, Euro area is expected to have a substantial decline in GDP (greater than global average) followed by US (larger fiscal support and possibly weaker social distancing), Canada, Japan and Australia (success in acting relatively swiftly and effectively to contain the virus).

Emerging Markets are hit smaller. Especially the Asian economies primarily driven by China and Korea, reflecting relative success in managing the virus, are expected to bounce back relatively stronger.

#### 3.1.2 Indian Economy

Indian economy continued to decelerate through 2019-20. Quarterly GDP growth which was above 5.7% for Q1 2019-20 dipped to 4.1% for Q4 2019-20. Growth was largely held up higher with government spending and a positive contribution from net exports (reflecting weak imports) while private consumption, fixed investment contracted at a faster pace and the slump in imports worsened – suggesting weak quality of growth.

On March 24, 2020, Prime Minister Narendra Modi announced a nationwide lockdown to contain the COVID-19 outbreak. Initial estimates suggest that ~75% of the economy has been shut down resulting in a severe loss of output and the reopening is expected to happen in phases (to avoid relapse). GDP is expected to contract materially for the Q1 and Q2

of 2020-21 and is expected to recover only in Q2 of 2020-21.

Government in-turn has announced stimulus package of INR 20.9 T (10.5% of GDP) focused on the most vulnerable sections in the informal sector (MSMEs, daily wage laborers, farmers) and to elevate the liquidity pinch of borrowers considered high risk (MSMEs, Shadow banks) while the support for the formal sector has been limited (to employee provident fund contribution). Government has also announced certain key reforms for agriculture and industrial sectors. Most of the measures have been to address the cash flow shock and growth measures are expected once economy returns to the new normal.

Overall, RBI's liquidity measures (like reducing Cash Reserve Ratio for banks, increase in Marginal Standing Facility, Targeted Long Term Repo Operations and Moratorium on Term /Working Capital Loans, etc.) account to 4% of GDP while fiscal, financial and support measures account to 6.5% of GDP. Since bulk of the fiscal support emanates from higher financial support, impact to Central fiscal deficit is expected to be ~0.8%. Despite this, cumulative fiscal deficit (central and state combined) is expected to rise sharply to 10.5-11% of GDP primarily driven by revenue slippages.

USD has appreciated against INR by ~7% (mid-April 2020) from late February 2020. INR has fared well compared to 2008 GFC crisis and 2013 taper tantrum primarily driven by lower crude prices resulting in balancing of current account deficit.

### 3.2 Industry Structure and Development Automotive:

The auto industry faced a severe demand slowdown coupled with stagnant wages and liquidity constraints. Vehicle sales and production plunged leading to job losses, dealership closures and reduction in production capacity utilization across automobile and auto ancillary manufacturers. Sagging vehicle sales showed signs of revival during third quarter of 2019-20 for the auspicious festive season. New model introductions were instrumental for the slight recovery in passenger car & two-wheeler sales through this period. Auto industry continued to struggle with high inventory levels. Fourth quarter of 2019-20 witnessed timely start of production transition from BSIV to BSVI for On-Road vehicles.

Freight capacity was freed-up with implementation of axle norms in the commercial vehicle segment. Transportation efficiency improved with implementation of Goods & Service Tax and E-Way bill creating an excess freight capacity of approximately 20%. Subdued freight rates and low freight movement due to slow-down exerted pressure on the fleet operators holding them from making new vehicle purchases. Reduced resale value of trucks affected replacement demand. Electric Three wheelers cargo

applications grew, but fast depreciation of electric Three Wheelers curtailed finance options. Overall, the segment's high dependency on Non-Banking Financial Companies further led to production decline of 47% in Heavy Commercial Vehicle, 21% in Light Commercial Vehicle and 10% in three wheeler segments.

Legislative norms paved way for superior vehicle technology with introduction of frontal airbag, parking sensors. Infotainment in cars are increasingly becoming an extension of the smartphone with new-age connectivity features and cloud based services. Retail sales were higher, led mostly by Utility Vehicle segment that jumped more than 20% during the festive period. With a weak consumer sentiment and high vehicle price, Passenger Cars and Utility Vehicle production declined by 15%.

Tractor segment continued on TREM III norms, although, with high inventory levels and muted demand in rural and construction segments. Uneven spread of rainfall damaged crop output, hampering cash flow in the rural market. High discounts and attractive finance schemes improved retail sales during the festive season. Tractor segment production declined by 15%.

Subdued consumer sentiment, higher inventory of motorcycles compared to scooters and postponement of buying decisions led to decline in Two Wheeler segment. Retail sales was better off during the festive season influenced by cash discounts, loyalty and exchange programs. Electric Two Wheeler sales grew with FAME II impetus enabling battery technology transition from lead acid to lithium ion. Overall Two Wheeler production declined by 14%.

#### Vehicle Production Growth Rates:

Vehicle production growth over previous Fiscal Year (+ / -)							
Segment	FY 13-14	FY 14-15	FY 15-16	FY 16-17	FY 17-18	FY 18-19	FY 19-20
HCV	-20%	26%	24%	2%	3%	28%	-47%
LCV	-14%	-10%	3%	6%	18%	22%	-21%
Car + UV	-4%	6%	6%	11%	6%	0%	-15%
3 Wheeler	-1%	14%	-2%	-16%	31%	24%	-10%
Tractor	22%	-13%	-7%	21%	14%	14%	-15%
2 Wheeler	7%	10%	2%	6%	16%	6%	-14%
<b>TOTAL</b>	<b>-2%</b>	<b>5%</b>	<b>2%</b>	<b>6%</b>	<b>15%</b>	<b>7%</b>	<b>-14%</b>

#### Non-Automotive:

The Indian Professional Tools market is estimated to be around INR 18 billion by value in year 2019 (without factoring COVID-19 impact) and is expected to grow at a CAGR of 6%. This is in line with the estimated rise of the infrastructural projects and expansion of the manufacturing industry to drive the





The Bosch Cross India Mobility Tour that was conducted to show our commitment towards improving the quality of life of the people of India.

market. The market trend clearly points to increasing sales of professional power tools, the move from corded tools to cordless tools and shift from nickel cadmium to lithium ion powered tools within cordless tools.

The Building technology (Security technology) market in India is growing at 5% driven by the need to secure Critical Infrastructure, Government Buildings, Public and Private Spaces. The technology trends in this space are the evolution and maturity of IP Convergence, analytics and seamless integration. The market is also preparing itself to deal with the challenging threats and changes driven by fast changing hardware and software. The industry is also maturing driven by the renewed scope in Regulation and Bottoms-up desire to feel safe and secure.

The overall slowdown in the economy has resulted in slowing demand for Solar PV EPC projects and Energy Efficiency solutions from commercial and industrial segment customers. Solar PV projects has seen an upward trend mainly in the Opex model during this period. Energy Efficiency solutions demand is supported by pollution control and energy savings measures adopted by the government agencies and many corporations.

### 3.3. Business and segment wise performance

The overall performance of the Company witnessed a decline of 18.6%. Mobility business (Automotive) revenue declined by 19.7%, while the Business beyond mobility (Others) reduced by 12.3%. Domestic mobility business witnessed decline of 25.9% mainly driven by Powertrain Solutions due to various structural and cyclical factors driving the auto industry.

As the Company predominantly operates in manufacturing and trading of mobility solutions, this constituted 82.9% of total sales for the Financial Year 2019-20. The Business beyond mobility, comprising of Industrial Technology, Consumer Goods and Energy and Building Technology, had a share of 17.1%. Thus, the operating segment is broadly classified into "Mobility Business" (Automotive Products) and "Business beyond mobility" (Others).

#### 3.3.1 Operating Segment

##### Mobility Business:

##### Powertrain Solutions

The division Powertrain Solutions (PS) combines the strengths of the smart, diversified and sustainable

powertrain under the vision PASSION TO MOVE. PS offers integrated solutions in the market segments - Electric Vehicles (EL), Passenger Cars (PC) and Commercial Vehicles / Off-Road (CV/OR) and aims at becoming the No. 1 provider of products and solutions in the diversified powertrain sector ranging from gasoline and diesel injection to electrified drives with battery and fuel cell technologies. PS is pushing ahead with further development of innovative, eco-friendly technologies and systems based on diesel and gasoline. They include engine management systems, fuel supply modules, fuel injectors, pumps, and ignition systems. For diesel systems, the division is developing even more fuel-efficient and eco-friendly injection systems for applications ranging from passenger cars and commercial vehicles of all kinds to industrial power-generation units.

During the year, successful migration to BSVI projects in record development time in collaboration with OEMs to meet stringent BSVI emission norms is a significant milestone.

Overall, Automotive Market during 2019-20 was subdued, mainly due to unfavorable economic conditions. Powertrain Solutions witnessed a 30.2% decline in sales compared to the preceding Financial Year. Within PS division, the Diesel segment witnessed 33.1% decline in sales as compared to last year. Further, the full potential of the BSVI ramp up which was expected from April 2020 is expected to be delayed due to the ongoing COVID-19 pandemic which has affected supply chains, created liquidity problems across customers and also led to manpower constraints.

The exhaust gas sensors are in demand across customers, owing to the stricter emission norms laid down by the government.

The Gasoline Systems division registered a moderate growth of 1.8% over the previous Financial Year. This growth is mainly due to growth in demand in the two-wheeler segment, which is expected to continue over the next couple of years. Further, good demand was also seen for ECUs, sensors, connectors and battery products.

In future, the growing working population and expanding middle class will remain the key drivers of growth for the automobile industry as we look to recover from the slump in the economy created by the COVID-19 pandemic.

##### Automotive Aftermarket

The Automotive Aftermarket division provides the



Ensuring a smooth transition to BSVI with our latest products and solutions

aftermarket and repair shops across India with a complete range of technology and solutions related to auto diagnosis and repairs, as well as a wide range of spare parts for vehicles and repair solutions, especially for passenger cars and two wheelers. The product portfolio consists of Bosch manufactured products like Fuel Injection Equipment & Spares, Spark Plug, Braking Parts and Filter, as well as products & services like Battery, Starter Generators, Lubricants, Comfort Electronics, Wiper Blades and Lubricant developed and manufactured by other manufacturers. The Automotive Aftermarket division is the largest Independent Aftermarket (IAM) network in India.

During the year under review, the division witnessed a decline in revenue by of 5.4%, amidst of economic slowdown and weak performance of automotive market. However, there were many positive developments in the areas critical for its long-term growth. The division grew in two-wheeler segment of independent aftermarket as it registered the highest ever double-digit growth in exports and saw a steep increase in revenue and volume of cars serviced at our COCO (Company owned Company operated) workshop. As a technology leader in this space, the division acquired multiple BSVI OE projects. The division also implemented significant cost reduction projects at its manufacturing locations, which helped the division to retain its margin during these challenging times. During the year, the division developed an aftermarket sales strategy of demand generation through increased focus on workshops and pull for Bosch products & services in the market. The division also played an important role in the industry's transition to BSVI emission norms by facilitating the vehicle manufacturers in smooth execution of all the new emission projects.

#### **Business beyond Mobility:**

The Business beyond mobility sales have declined by 12.3% which was driven predominantly by Power Tool and Bosch Energy & Building Solution Division in domestic market; which contributed to 81.7% of total business beyond mobility during the year under review as compared to 91.3% during the previous Financial Year. However, exports sales of total business beyond mobility decreased by 21.8% as compared to the previous Financial Year.

#### **Consumer Goods - Power Tools**

The Power Tools division supplies power tools,

power-tool accessories, and measuring technology. The division has an extensive product range aimed at professional users in trade and industry, the DIY market and amateur crafters. One of the division's focal points is convenient, high-performance cordless tools, and great engineering progress.

During the year under review, the division's revenue had a decline of 3.9% which is mainly driven by slowdown in economic activities and also onetime order executed in the previous year for Government of Andhra Pradesh for Aadhar Project. The Division aims at reducing the distance to its users and will continue to focus on improving their lives by providing affordable solutions. Its focus on the loyalty program and e-commerce channels for business would also continue to be essential contributors to the overall business growth.

#### **Energy and Building Technology (Building Technology & Bosch Energy & Building Solutions)**

##### *Building Technology and (Security Technology)*

The Building Technology division manufactures innovative products and solutions in the field of security, safety and communications primarily for infrastructure and commercial applications. The product portfolio includes video surveillance, intrusion detection, fire detection and voice evacuation systems as well as access control and management systems. Critical Communication Systems, Professional audio and conference systems for communication of voice, sound and music complete the range. Bosch security division offers wide range of security solutions for every application to minimize risks and maximize security irrespective of the nature of security risk.

The business saw a decline in revenue over the previous year by 7.1%, with the slowdown in the economic activities. However, verticals of Transportation, Government, Energy and Commercial sector contributed for the business growth. Futuristic products like the new Mega-Pixel 4K Cameras with user Interface, IP based Public Audio system, Professional Audio speakers and Amplifiers which were introduced during this period were well received.

##### *Bosch Energy & Building Solutions*

During this year, overall demand for solar PV



Cameras equipped with Bosch's Intelligent Video Analytics have the added capacity compared to Essential Video Analytics

EPC and Energy Efficiency solutions were muted. This has resulted in overall Energy Division's de-growth compared to last financial year. Division will concentrate on the business of energy efficiency projects, with the end objective of enabling its customers in achieving energy cost saving and CO2 footprint reduction. The division continues to focus on sectors like Pharma, FMCG and Healthcare as a strategic measure.

In accordance with the approvals received from the Board of Directors on May 21, 2019 and from the shareholders on August 23, 2019, the Company has executed the Business Transfer Agreement on October 1, 2019 and transferred the business of Packaging under the non-automotive products segment of the Company on a going concern basis by way of slump sale to Robert Bosch Packaging Technology India Private Limited (subsidiary of Robert Bosch Packaging Technology GmbH, Germany). Consequently, profit before tax and profit after tax for the Packaging business have been disclosed separately as discontinued operation under the above results.

### 3.3.2 Revenue by geographical area

Contribution of export sales to the total sales increased to 9.1% for the year under review as compared to 7.7% during the previous Financial Year. The Company's exports, bulk of which were to Germany, China, Turkey, Brazil, Bangladesh and UAE decreased by 3.6% as compared to previous year majorly in Powertrain Solutions, Power Tools and Building Technology.

### 3.4 Financial Performance and Condition

#### Sale of products

Sale of products declined by 23% over previous year on a comparable basis and stood at Mio INR 89,441. The decrease is influenced by the turbulent automotive market, with various structural and cyclical factors driving the industry.

#### Sale of services

Sale of services doubled with 120.6% increase over previous year mainly due to the Recognition of income on R&D contracts relating to BSVI projects completed during the year.

#### Other operating revenue

Other operating revenue stood at 3,270 Mio INR, increased by 54.7% over the previous year. This increase is mainly contributed by Government Grant on the investments in Company's Nashik Plant under Package Scheme of Incentives.

#### Other income

Other income, which mainly comprises of mark-to-market gains, profit on sale of marketable securities and dividend income declined by 31.2% over the previous year. Income from net gain on financial assets measured at Fair Value through Profit and Loss (FVTPL) was Mio INR. 2,054 for the year under review as against Mio INR 3,093 in previous year.

Income from interest on bank and inter-company deposits increased by 18.1% due to incremental investments and shift of investments from low return funds to fixed deposits.

#### Cost of materials consumed

The cost of materials consumed as a percentage of total revenue declined from 55.2% to 53.9% during the year under review. The reduction is contributed through continuing cost reduction measures across the value chain, including with suppliers, freight cost optimization and higher service income.

#### Personnel cost

Personnel cost for the year under review was Mio INR 12,685 as against Mio INR 13,507 of the previous year. The reduction is mainly due to transformation projects and EVR schemes.

The Company continues to focus on restructuring, redeploying and re-skilling its workforce based on its business needs in a fair manner, while sustaining productivity and competence.

#### Depreciation and amortization

The depreciation charge for the year under review was Mio INR 3,833 as against Mio INR 4,022 during the previous year ended on March 31, 2019. This is mainly contributed by reduction in new investments, including R&D assets, partly offset by the depreciation on leased assets, with the change in accounting standard on Leases (Ind AS 116).

**Exceptional item**

During the year, the Company has made a provision of Mio INR. 7,167 towards various restructuring, reskilling, redeployment initiatives and asset impairments. These provisions are in line with the Company's transformation initiatives and to capitalize on opportunities emerging in electro mobility and other mobility solution businesses.

**Provision for Tax**

Tax Expense represents a net charge of Mio INR 1,901 in the year under review, as compared to Mio INR 7,406 in the previous year. The effective tax rate for the year under review was 20.7% as compared to 31.7% in previous year. The Company has adopted the benefit of lower tax rate of 25.2% including surcharge offered in the finance bill for the Financial Year 2019-20. The impact of this on the deferred tax asset is recognized in the P&L as a separate item.

**Profit After Tax (PAT)**

Profit after tax declined by 59.3% to Mio INR 6,498.2 (excluding discontinued operation, the PAT is Mio INR 5,848) in the period under review from Mio INR 15,980 in previous financial year.

**Other Comprehensive Income**

The investment in equity securities is classified as financial assets through other comprehensive income as per the requirements of Ind AS 109. The changes in fair value of equity securities is recognized under other comprehensive income. Accordingly, the impact of Mio INR 1,333 (net of taxes) during the year under review is mainly due to decrease in the fair value of those Investments.

**Earnings per Share (EPS)**

EPS (basic and diluted) of the Company for Financial Year 2019-20 was INR 220 per share as against INR 525 in FY 2018-19.

**Share capital**

As on March 31, 2020, the Authorized Share Capital comprises of 38,051,460 Equity Shares of INR 10 each. The issued, subscribed and paid-up capital is Mio INR 294.94 divided into 29,493,640 equity shares of INR 10 each.

**Reserves & Surplus**

Reserves & Surplus as on March 31, 2020 stood at Mio INR 85,763, which includes retained profits of Mio INR 85,337.

**Other Reserve**

Other Reserve reduced from Mio INR 8,050 to Mio

INR 6,636 mainly due to change in the fair value of equity investments valued in line with Ind AS.

**Shareholders' fund**

The total Shareholders' fund increased to Mio INR 92,694 as on March 31, 2020 from Mio INR 91,262 as on March 31, 2019, contributed from the retained earnings for the year.

**Fixed assets – capital expenditure**

The gross fixed asset value (including Capital Work-In-Progress) as on March 31, 2020 was Mio INR 35,100 compared to Mio INR 33,269 as on March 31, 2019.

The Company made capital investments of Mio INR 3,994 during the year under review in addition to Mio INR 5,975 invested during previous year. Major investments were made towards development of Bidadi Phase II and Adugodi Phase II, Bengaluru in Karnataka.

**Investments**

The total investments (excluding investment in property) as on March 31, 2020 was Mio INR 40,207 as against Mio INR 40,361 as on March 31, 2019.

**Working capital****Inventories**

Inventory as on March 31, 2020 decreased by 22.7% to Mio INR 11,159 from Mio INR 14,443 as on March 31, 2019. This is mainly contributed by the continuous effort by the Company to reduce the slow moving inventory in the value chain and also through practice of lean production systems in its manufacturing locations and supply chain, considering the current slowdown in the market.

**Trade receivables**

Trade receivables as on March 31, 2020 decreased to Mio INR 14,130 as against Mio INR 15,675 as on March 31, 2019 mainly due to reduction in turnover during the last quarter of the year under review. This is supported by improved collections against overdue receivables in retail market customers of other divisions.

**Cash and Bank balances**

The total cash and bank balances as on March 31, 2020 was Mio INR 22,560 (including cash and cash equivalent of Mio INR 2,552), compared to Mio INR 12,527 (including cash and cash equivalent of Mio INR 1,910) as on March 31, 2019.

**Key Ratios:**

Ratio	2019-20	2018-19
Debtor Turnover Ratio (in days)	61	49
Inventory to Sales Turnover Ratio (in days)	52	41
Interest Coverage Ratio (percent) <sup>1</sup>	NA	NA
Current Ratio <sup>2</sup>	1.5	1.6
Debt Equity Ratio (percent) <sup>1</sup>	NA	NA
Operating Profit Margin (percent)	11.2%	14.3%
Net Profit Margin (percent)	6.6%	13.0%
Return On Capital Employed (ROCE) (percent)	11.4%	18.2%
Return On Net Worth (RONW) (percent)	7.7%	15.6%
Working Capital (No. of days)	81	72
No. of Employees (average)	8,986	9,410

<sup>1</sup> The Company does not have any interest bearing debts, borrowings or long term liabilities.

<sup>2</sup> Without current investments

### 3.5 Human Resource Development and Industrial Relations

#### Human Resource Development

During the year under review, Human Resources (HR) continued its transformation initiatives, in a volatile and uncertain business environment, to cater to the organizational requirements. Initiatives like PARINATI & 3R (Restructure, Reskill, Redeploy), in a SCRUMM approach has supported us in having a continuous focus on the transformation journey at Bosch Limited.

In collaboration, we are working on enhancing the employee experience through our EX initiative, which is aimed at retaining and harnessing talent while we are on the journey of transformation.

The Company continued its efforts to foster and drive younger generation towards future leadership, through participations at the National Competition for Young Managers 2019 conducted by the All India Management Association. The Company, through its Integrated Talent Management initiatives, continued to enable learning, networking and collaboration by emphasizing on cross entity movement between different Bosch legal entities enabling holistic development and encouraging integration across different entities/locations.

#### Industrial Relations (Employee Relations)

Industrial Relations in all plants generally remained cordial during the year under review. Transition journey from 'Industrial Relations' to 'Employee Relations' continued with a more focused approach on increased Employee Engagement and increased collaboration between various plants, corporate departments and amongst all level of employees.

The Long Term Wage Settlement for the manufacturing facility at Bengaluru (Bidadi) was concluded with a bipartite settlement on June 17, 2019. The long pending settlement was closed after long-drawn negotiations of 29 months with many positive changes in productivity and cost ensuring that the facility remains "Fit for Future".

It is also noteworthy to mention that 2018-19, approximately 2000 unionized associates and 500 Management Staff were shifted from 60+ year old manufacturing facility in the heart of Bengaluru to a new one at Bidadi peacefully in a benchmark time. The workmen showed great maturity and collaboration in relocating to the new location. The shifting of plant personnel and assets was carried out without any problem in customer order fulfillment.

As on the date of this report, negotiations over the long-term settlements at the manufacturing facilities situated at Nashik and Naganathapura are ongoing. The Company continues to deal with the said matters in a fair and firm manner in a journey towards "Fit for Future".

A number of restructuring initiatives have been announced company-wide in 2019. As the automotive market slowdown continues, the Company will have to make correct decisions to ensure the business is sustainable in the long-term. One of those is rightsizing the Company which is the absolute need of the hour. A total of around 350 blue-collar associates have availed the attractive early voluntary retirement scheme in FY 2019-20.

The year saw increased connect with Government and statutory bodies, structured engagement calendar, stringent compliance monitoring through self-audits and cross audits, etc. to strengthen Employee Relations.

The Company received appreciations from various stakeholders for its excellent practices and approach in the domain of Employee relations focusing on engagement and trust building.

#### 3.6 Internal Audit and Internal Financial Controls

The Company has an Internal Audit function. The Internal Audit department provides an appropriate level of assurance on the design and effectiveness of internal controls, its compliance with operating systems and policies of the Company at all locations. Based on the internal audit report, process owners undertake corrective actions in their respective areas and thereby strengthen the controls. Significant audit observations and corrective measures thereon are presented to the Audit Committee.

The Company has an effective and reliable internal financial control system commensurate with the nature of its business, size and complexity of its operations. The internal financial control system provides for well-documented policies and procedures that are aligned with Bosch global standards and processes, adhere to local statutory requirements for orderly and

efficient conduct of business, safeguarding of assets, detection and prevention of frauds and errors, adequacy and completeness of accounting records and timely preparation of reliable financial information. This also identifies opportunities for improvement and ensures that good practices are imbibed in the processes that develop and strengthen the internal financial control system and enhances the reliability of the Company's financial statements.

The Audit Committee reviews the internal audit plan, adequacy and effectiveness of the internal control system, significant audit observations and monitors the sustainability of remedial measures. It also reviews functioning of the Whistle Blower mechanism and reviews the action taken on the cases reported.

The efficacy of the internal checks and control systems is validated by self-audits and verified by internal as well as statutory auditors.

### 3.7 Opportunities and Threats

The world remains in the grip of COVID-19, but this will not last forever. At some point in the not too distant future, the fear of this pandemic will most probably dissipate through some combination of effective treatments, vaccines and herd immunity. But like past infectious diseases that remain present today, the ingenuity of humankind has successfully contained them and learned how to live with them. On one hand, COVID-19 has been an extraordinary economic shock. It has been so abrupt, many economies shrank by an annualized 25-40% in a single quarter. It has caused the deepest global recession in peacetime since the Great Depression, even with unprecedented macroeconomic policy support, and it has had profound reach: the World Bank forecasts that GDP per capita will fall in over 90% of countries in the world, the highest share in 150 years. COVID-19 is sure to leave long-lasting scars through multiple channels, including through unemployment, bankruptcies and debt. On the other hand, COVID-19 presents a once-in-a-lifetime opportunity for change. The Indian automotive market was already in a slowdown since last quarter of 2018. This resultant high inventory at the OEMs and dealers was liquidated over almost 1.5 years.

After this long slowdown, it is an opportunity for the Company to transform itself in its ways of working and diversify itself in areas of growth. Digital technologies will play an important part and adoption will be fast tracked in every sphere of work. Government too will push for the fast adoption of technology in India to capitalize of opportunities emerging in the new world order. Company's mobility division will gain in this aspect from bringing newer technologies including electrification and digital services.

Upgradation of infrastructure and e-commerce will play a big role too post COVID-19. Building and workplaces need to become smarter. Security and analytics on top

of existing products will play an important role. This will bring opportunity for the Company's Beyond Mobility divisions dealing in domains like Building Technology and Consumer Goods (Power Tools).

From the various pronouncements of the government and its agencies, it is clear that reducing the oil bill is of paramount importance and thus electrification in mobility is the way forward. While we have worked closely with OEMs in various concurrent projects to deliver the BSVI mandate, electrification also opens up new opportunities and challenges in the mobility space. FAME II (Faster Adoption for Manufacturing of Electric and Hybrid Vehicles) has been announced providing incentives for all EVs and promoting EV infrastructure. These steps clearly show the impetus given to create a demand for EVs in the country.

Two and three-wheelers, will be the early adopters of electrification. This will gradually move towards fleet passenger cars, but the Internal Combustion Engine (ICE) will continue to be the dominant technology in the remaining segments. Bosch with its focus on environment, continues research and improvements in conventional ICE technology and applications and has been able to achieve even lower emissions than what is mandated. Other key areas of focus emerging is around Asset Utilization and use of Analytics in Mobility. To cater to these new age businesses we have created agile project houses, both on Electrification and Mobility Services to understand the local requirements and use the global expertise to provide localized solutions for the Indian market. These project houses being a step towards future-proofing of the Company will need time to translate to mature businesses.

### 3.8 Risks and Concerns

The Company follows a specific, well-defined risk management process which is integrated with its operations, for identification, categorization and prioritization of operational, financial and strategic business risks. Across the organization, there are teams responsible for the previously mentioned processes who report to the Senior Management.

The Risk Management Committee headed by Mr. Soumitra Bhattacharya, Managing Director, reviews the effectiveness of the process at regular intervals.

Following are the major risks and mitigation measures:

- 1. Economy/Industry:** The automotive industry is going through turbulent times, not seen in the recent past. To add to the worries of general economic slowdown, lower demand, tight liquidity crunch, the impact of COVID-19 pandemic, completely took everyone off-guard. Even though most of these are likely to be temporary, considering the widespread impact of the nation-wide lockdown, economic revival is expected to be prolonged and coming back to normalcy will take time. It may be even longer in automotive sector. This will have a deep impact on

the financial performance of the Company.

## 2. Disruptive norms:

Automotive industry is in the midst of changes like BSVI and Electrification. These are considered by the Company as one of the major risks.

(a) Shift to BSVI: The jump from BSIV to BSVI in a short span of about 3 years, the pace of change and the short duration for preparedness are challenging. Shift to BSVI products, which are largely based on imports, in the initial years, and have low replacement requirements in the Aftermarket, may have an adverse financial impact on the Company. The Company has rolled out products in line with major OEM's requirement. Even though the products are successfully launched, the picking up of demand is a major concern.

(b) Electrification: There has been a lot of discussion on electrification by various stakeholders including the Government, OEMs and auto component manufacturers. The technological dominance, which the Company currently has in the auto component industry, might not be available once electrification has its way into the industry. However, the Company, being a global end-to-end solution provider, has its own advantage and is working closely with some of the top customers in the industry.

**3. Competition:** The Company operates in a highly competitive environment due to which there are risks of pressure on pricing, loss of market share due to de-risking from some customers, judicial changes and increased import content. Spurious parts and cheap imitations continue to put pressure on existing market share, primarily for Automotive Aftermarket and Power Tools divisions.

The Company, as a strategy, localizes products over a period resulting in reduction of price of the products and consequent increase in the market share. Respective business unit teams undertake a comprehensive competitor analysis periodically to evaluate competitors' strategies vis-à-vis, our own products and services and define our counter strategic and marketing plans.

**4. Industrial Relations (IR):** IR-related risks continue on account of surplus capacity at the Company's Powertrain systems plants and high lead time for wage settlement. These include possible risks arising from stoppage of production and/or leading to unpredictable cost structure and/or possible lay-off.

The Company adopts more focused continuous action plan for wage settlement, offers attractive voluntary retirement schemes, Firm and Fair approach for settlement with contract labour and implement "selected" industry best practices. As continued process in building capability initiative, special trainings were conducted on Employee

Relations and adding value to Front line leadership development in the plant.

**5. Heavily auto sector dependent:** About 85 percent of the business is dependent on the auto sector. Performance of the Company, therefore, is dependent on this sector's growth.

## 3.9 Outlook

Automobile industry which was reeling under pressure in 2019 has been deeply impacted by COVID-19. Vehicle production was down by 17% in FY 2019-20 and COVID-19 impact is projected to push back the auto industry to 2008 - 2010 levels. Rural is expected to lead the demand recovery driven by better MSPs for the upcoming kharif harvest, increased MNREGA spends in allied business activities and as most of the COVID-19 impact till date has been largely in urban areas. Hence tractors and two wheelers are expected lead the demand recovery. PV segment is deeply impacted considering the discretionary nature of consumption and recovery will largely be expected to benefit from shift in preference towards personal over public mobility. CV segment which experienced the maximum contraction in 2019 is expected to be under significant pressure driven by fall in industrial activity. This segment will benefit if government introduces the scrappage policy. Thus FY 2020-21 is expected to be one of most challenging years for the industry.

## 4. Manufacturing Facilities

### 4.1 Bidadi (Karnataka)

It was the biggest relocation of manufacturing facility in the Bosch world which created this youngest manufacturing Plant in India. Inaugurated by Dr. Volkmar Denner, Chairman, Robert Bosch GmbH in 2019, Bidadi is a strategic Plant for Powertrain Solutions business with a heady mix of BSIV and BSVI diesel products. Products manufactured at Bidadi Plant include Multi-Cylinder pump, Single Cylinder pump, Common rail pumps of various varieties, Common rail and the latest addition to our product family, CBx pumps.

The Plant is continuously improving its operational excellence through structured implementation of Bosch Production System (BPS) productivity improvement measures and focus on low cost automations. In order to improve efficiency of indirect areas, the Plant implemented LEAN in several areas and focused on fixed costs. Through such measures, we are able to restructure our machinery and equipment and improve our cost competitiveness.

In order to give a higher fillip to transformation, the Plant has rolled a new Vision-2021 "We LEAD". Enabled by this vision, the Plant is aggressively pursuing new products and Digital Transformation. Due to a strong penchant for operational excellence and customer focus, the Plant is working on attracting new business even beyond the diesel products.

Digital Transformation is a strategic focus area and

the Plant is moving towards becoming a Centre of Competence for Industry 4.0 amongst all the Plants in India. Bidadi has partnered with Robert Bosch Engineering & Business Solutions Private Limited to drive Industry 4.0 projects.

The Plant is extensively using Collaborative Robots (Cobots) in several of our products towards improving its operational excellence. Owing to such efforts, Bidadi conducted the prestigious "World Industry 4.0 Conference" which attracted participants from across Bosch worldwide and India.

As a socially responsible citizen, the Plant will be Carbon Neutral in 2020 as a result of energy conservation measures and effectively using the energy from the own Solar Park. As a special gesture during the recent COVID-19 pandemic, we distributed more than 75,000 meals to the needy.

We have continuously worked on customer issues through our focus on Shainin Projects and customer response. Such efforts have led to good appreciation from our customers in the form of various awards including those from Ashok Leyland and ISUZU.

Looking into the future, the Plant is growing steadily by attracting new products even as we are steadfastly working on creating a great place to work for all our present and future employees.

#### **4.2 Nashik (Maharashtra)**

Nashik Plant manufactures Common Rail Injectors (CRI) and components including nozzles for both common rail and conventional diesel injectors. During the year under review, the Plant diversified its product lineup from passenger cars until off high way applications. A new generation CR1-18 was launched successfully, equipping the Plant with BSVI compliant products. In addition, the Plant is also certified IATF: 16949.

The Plant continued its endeavor to use renewable source of energy and green initiatives. The Plant has an overall capacity of 13.6 MWp of solar energy generation. The plant is the first Bosch Plant in India and fifth worldwide to receive ISO 50001:2001 certification for Energy Management. Globally in the Bosch Group, Nashik Plant was awarded the best in "Energy Efficiency & Environment Category".

The Plant has been focusing on behavior-based safety, reduction of first aid cases and capturing & working on near miss incidents digitally. It was awarded by "Energy and Environment Foundation Global Safety Awards 2019". The Plant was also awarded by many OEMs for the quality standards like AL, VECV etc.

#### **4.3 Jaipur (Rajasthan)**

The Jaipur Plant produces Distributor (VE) Mechanical and Electronic Diesel Control Pumps and Conventional Injectors (NHA) used in Light and Heavy Commercial Vehicles, Sports and Multi-Utility Vehicles, tractors and off-highway applications. Jaipur Plant celebrated the

production of 10th million NHA in 2019 after successful relocation of NHA production from Nashik Plant in 2017.

The Plant took various initiatives in the field of Water Conservation which were appreciated by IGBC (Indian Green Building Council), which is an integral part of Confederation of India Industry (CII) and hence the Plant was presented 1st Water Conservation award 2019. The Plant has also secured 3rd position in "Bosch EHS award 2019" announced by Bosch Corporate Safety under the category of "Resource Efficiency" for taking water conservation initiatives.

Jaipur Plant is always known for employee involvement in improvement activities and has secured 1st position in "Suggestion per Employee" and "Employee Involvement" across all Bosch Powertrain Solutions plants worldwide. Jaipur Plant was also rated highest across all Bosch Plants in India for the Trust Index survey which is one of the key indicators of "Great Place to Work" initiative.

Jaipur Plant is always committed towards "Zero Accident" approach and has won the "Rajasthan State factory Safety award-2019" under the category of Best Industry of Rajasthan in Engineering.

#### **4.4 Naganathapura (Karnataka)**

The Naganathapura Plant produces Spark Plugs, a product produced by the Bosch group for over a century. The Plant won the CII EHS Excellence award in 2019 for the Southern region. The Plant became a zero liquid discharge plant with installation of an evaporator along with a boiler in 2019 and thereby exceeds the requirements specified the Karnataka State Pollution Control Board and has become a benchmark for the same. Focusing on improving cost competitiveness, productivity improvement projects were implemented in addition to safety and quality improvement programs.

#### **4.5 Gangaikondan (Tamil Nadu)**

Gangaikondan Plant in Tamil Nadu is a proven strategic low cost location in Asia and has made its presence felt with the competitive labor cost and quality levels, that meet IPN standards. The Plant continues to have product portfolio which comprises of mainly gasoline power train sensors, Fuel Supply modules and air management products. Business Units like Sensor Division (SD) and Air Management (AM) are further trying to enhance in-house manufacturing by way of relocation of lines from other overseas locations to support the "Local for Local" strategy.

The Plant has been recognized for its Manufacturing Excellence, by Frost & Sullivan India Manufacturing Excellence Award (IMEA) under "Gold Category" during 2018. Also, the Plant has won the "Best New Comer" award in 2019 for its Lean Manufacturing Practices among Bosch India Locations.

#### **4.6 Chennai (Tamil Nadu)**

The Power Tools facility admeasuring approximately



8,500 sq. meters is located at Indospace Industrial Park, Orgadam, Tamil Nadu. At present, the facility caters mainly to the Indian and SAARC markets. It primarily manufactures Small Angle grinders, Large Angle grinders, Marble cutters, Blowers, Drills and two-kg Hammers, along with their motors. The Plant produces Blowers for the entire global market.

The main highlight of the Plant is that 100% of associates on the Assembly lines at the shop floor are women. The Plant celebrated production of 5 Millionth Power Tool in December 2019.

The Plant is certified for ISO14001:2015 and OHSAS 18001:2007. Fifty percent of consumption in 2019 was green energy.

The Plant was accredited with Power Tools Plant excellence award for three consecutive year since 2016 and awarded 2nd Best Plant during 2019 within Power Tools international network. Also, the Plant has been accredited with the best improving Plant twice within the Power Tools world.

## 5. Information Technology (IT)

Lean IT Organization is implemented for quick response to address business IT needs towards improvement of efficiency and productivity of the Company. The Company drives implementation of IT solutions and cost control to enhance the competitive edge of the plants.

The Company is moving towards digitalized solutions in manufacturing by connecting machines and implementing innovative I4.0 solutions to enhance visualization, transparency, quick response for process deviation and course correction. These solutions, in the long run, ensure automation and improvement of productivity.

In line with worldwide movement of Digitalization of supply chains, the Company has started various initiatives like digital tracking of consignments from the time it leaves the source to the time it reaches the customer destination.

Pilot Initiatives on decision-support tools like Digital Control Tower to bring in visibility of live data of various logistics stages of material and information movement to ensure shift from function-driven KPIs to business-driven KPIs.

The overall IT cost is optimized with various initiatives like leased assets for laptops & desktops, effective printer management, elimination of local reporting system by aligning to central system, user license reduction, etc.

Process harmonization is performed on the ERP systems by identifying gaps and standardizing as per Bosch Mobility benchmark to enhance process maturity and reduce support costs.

Video conferencing facility is established at 21 key locations in the Company thus reducing travel related expenses and saving time. It will cover all major locations and help our business for all face-to-face communications via video conferencing.

Strengthening of IT Security by deploying firewalls, redundancy, upgradation of networks, operating systems, effective access management and awareness building by conducting campaigns across locations are also some of the measures taken by the Company.

## 6. Change Initiatives

### 6.1 Continuous Improvement Process (CIP)

Continued guidance from Senior Leadership in 2019 to strengthen CIP culture has significantly improved CIP events (up ~8%) and number of suggestions per employee (up ~30%). Higher focus on improvements has made it possible to successfully launch a special drive to realize cost saving improvements with ambitious target. Digitization of CIP related practices like Suggestions/Ideas Management Scheme, 5S practices started gaining importance.

For 2020, emphasis is being given to strengthen CIP Network through info sharing sessions and intranet communication for further strengthening CIP culture in the organization. Idea Management is being promoted to encourage more number of ideas from employees not only to bring down cost but also to improve business opportunities.

### 6.2 Bosch Production System (BPS)

To increase speed in execution of business projects through System CIP approach, Speed Week has been rolled out in Bidadi Plant in March 2019. The feature of this initiative is that the project deliverables are to be achieved within five days. To reduce inventories and lead time, projects are taken with a focus to improve OEE of machines, quick change over time between variants and shorten material flow. Similarly, many plants have rolled out these initiatives in addition to swift approach and speed jishuken. This has been a key enabler in achieving our business targets.

Qualification with future focus - BPS Boot camp for Assessors: This was conducted with BPS Coach from Germany in May 2019 to qualify the assessors in India. More than 15 participants from Bosch Plants in India got benefitted from this session. The highlight is that simple HandsOn Lean games, Lean riddles and also assessment at the shop floor enabled the participants to get more insights on BPS topics. These participants can lead BPS initiatives in their Plants and also assess the Plants by asking the right questions, thereby bringing in the "Culture of Continuous improvement" among associates.

Collaborative working: To negate the myth that BPS is for manufacturing only, a two day HandsOn workshop

was organized for sales and logistics colleagues to bring in collaboration and synergy in entire value stream. This has helped to understand each other on the business challenges and work more swiftly on information flow and providing need based inputs at the right time.

**BPS Day 2019:** This event was organized across Bosch Plants where they can exhibit their BPS approach to achieve business objectives. In this competition, all Bosch Plants participated in different categories of BPS elements and the best Plant was awarded. This was arranged through video conference to keep travel costs down to zero. The main theme was to “Learn from each other the best practice” and execute these best practices in their Plants within a short time.

**National Recognition:** Lean competition organized by CII was held at National level. Two of our teams from Bidadi Plant showcased our Lean initiatives journey and achieving results in two different categories. One team won first position and the other second position in their respective categories.

**International Recognition - BPS Day at Germany:** This was a worldwide event organized in Germany. For the first time, 7 Plants from India were selected and moved to the final league.

### 6.3 Carbon neutrality

Bosch adopted an ambitious CO2 strategy to become climate neutral worldwide as of beginning of 2020. To align with this strategy, Bosch India is working through four levers of carbon neutrality - energy efficiency, new clean power, green electricity and carbon offsets. Through energy efficiency projects year on year, there is a reduction of 2% of energy requirement. Bosch India has installed cumulative capacity of 27 MW Solar photo voltaic power plants across different locations.

Bosch India is carbon neutral from the beginning of 2020 with 41% contributed through green electricity and new clean power. The rest 59% is compensated through measures like carbon credits and international renewable energy certificates. Further, the share of new clean power would go up by 25% in the year 2021 through signing of long term power purchase agreements under “Group Captive” model.

### 6.4 Safety

At Bosch India, health and safety of associates have the highest priority. Bosch takes responsibility of its associates to promote and safeguard their health and working environment. The target is to realize “Zero Accidents”. Bosch India is one among the best regions in terms of safety performance. During the current year, the focus will be on deploying “Safety Basics” phase II and campaign on “Safe Hands”.

Near miss capturing will continue to be the focus

across all locations. During the year 2019, more than 12,200 near misses were captured. More than 6,300 improvement measures were taken up across locations to realize next level of maturity in terms of work safety. Accident rate of 0.14 during the year 2019 is an outcome of systematic approach at all locations.

### 6.5 Quality Management

Keeping in mind the increasing customer expectations year on year, “Zero defect” drive was launched in Bosch India.

Structured quality campaign and active participation by senior leadership brought in a very good focus for quality in Bosch India locations. To strengthen competency and skill, quality academy has been established across various locations at Bosch India.

In 2019, 14Q basics was taken as a drive across Bosch India locations. Majority of the workstations were reviewed and improved. There was a 20% reduction in ‘0’ km customer incidences in 2019. Logistics incidences were reduced to the tune of 45%. Internal defect cost was reduced by 16%.

Bosch India received five customer awards, one Bosch Quality Award for best product launch and one Golden peacock national quality award in 2019.

### 7. Business Excellence

Striving for excellence has been the Company’s strategic focal point. With changing times and increased volatility, the need for Agility, empowerment and a winning spirit is a must. With efficient processes, lean structures, and high productivity we intend to secure and increase the value of the Company. Through business excellence, we are aiming at increasing our overall organizational efficiency to fuel our future growth.

### 8. Awards and Recognition

During the year under review, the Company won several awards for excellence. Few such awards are:

1. CII Industrial Innovation Awards 2019 – Top 25 Innovative Companies
2. Ashok Leyland Supplier SAMRAT Competition at National Level - Nashik Plant
3. Gold Award in “11th Kirloskar Oil Engine Limited SQIC 2019” - Jaipur Plant
4. ‘Outstanding Contribution to Overall Quality Excellence’ from Volvo Eicher Commercial Vehicles Ltd for the year 2018-2019
5. Mahindra – Business Partner of the Year – Farm Division
6. Best Delivery Performance award from Isuzu

India

7. Ashok Leyland – South Zone Supplier Samrat Award, Quality Gold Award for 2-Wheelers and Quality Silver Award for Glow Plugs
8. BML Munjal Award
9. CII - Prize for Leadership in HR Excellence
10. CSR Project of the Year - BRIDGE
11. Quality Award – Best product launch – Motorcycle ABS
12. Golden Peacock National Quality Award

## 9. Directors and Key Managerial Personnel

### 9.1 Directors Retiring by Rotation

In accordance with the provisions of the Companies Act, 2013 and Articles of Association of the Company, Mr. Peter Tyroller (DIN: 06600928) retires by rotation at the forthcoming Annual General Meeting, and being eligible, offers himself for re-election at the said Meeting.

Brief profile of Mr. Peter Tyroller forms part of the Notice convening the 68th Annual General Meeting of the Company.

### 9.2 Changes in the Board and Key Managerial Personnel

#### 9.2.1 Board of Directors

Mr. V.K. Viswanathan resigned as Chairman & Non-Executive Director of the Company with effect from August 23, 2019 due to succession planning. The Board places on record its sincere appreciation for the valuable guidance provided by Mr. Viswanathan during his tenure as Chairman & Non-Executive Director of the Company.

The Board of Directors, on recommendation of the Nomination & Remuneration Committee and subject to the approval of the shareholders, appointed Dr. Bernhard Straub as an Additional Director designated as Non-Executive Director & Chairman of the Company with effect from August 24, 2019.

The existing tenure of Mr. Soumitra Bhattacharya as a Managing Director of the Company expires on June 30, 2020. On recommendation of the Nomination & Remuneration Committee, the Board of Directors, at their meeting held on February 05, 2020, re-appointed Mr. Soumitra Bhattacharya as Managing Director for a period of two years with effect from July 01, 2020 till June 30, 2022, subject to the approval of the shareholders.

At their meeting held on November 06, 2019, the Board of Directors re-designated Mr. Jan-Oliver Roehrl as a Joint Managing Director with effect from January 01, 2020 till December 31, 2020.

Mr. S.C. Srinivasan ceased to be an Alternate Director to

Mr. Peter Tyroller with effect from December 31, 2019. On recommendation of the Nomination & Remuneration Committee, the Board of Directors, at their meeting held on November 06, 2019, appointed Mr. Srinivasan as an Additional Director designated as an Executive Director with effect from January 01, 2020 till June 30, 2021 subject to the approval of the shareholders.

The Board of Directors, on recommendation of the Nomination & Remuneration Committee and subject to the approval of the shareholders, appointed Mr. Sandeep Nelamangala as an Alternate Director to Mr. Peter Tyroller designated as a Whole-time Director with effect from January 01, 2020 till December 31, 2022.

The Company has received notices from Members under section 160 of the Companies Act, 2013, proposing candidatures of Dr. Bernhard Straub, Mr. S.C. Srinivasan and Mr. Sandeep Nelamangala for the office of Director(s) of the Company at the forthcoming Annual General Meeting.

In addition to re-appointment of Mr. Peter Tyroller, who retires by rotation, the following resolutions will form part of the Notice convening the 68th Annual General Meeting of the Company:

- i. Appointment of Dr. Bernhard Straub as a Non-Executive Director of the Company with effect from August 24, 2019;
- ii. Re-appointment of Mr. Soumitra Bhattacharya as Managing Director with effect from July 01, 2020;
- iii. Re-designation of Mr. Jan-Oliver Roehrl as a Joint Managing Director with effect from January 01, 2020;
- iv. Appointment of Mr. S.C. Srinivasan as an Executive Director with effect from January 01, 2020; and
- v. Appointment of Mr. Sandeep Nelamangala as an Alternate Director designated as a Whole-time Director with effect from January 01, 2020

Brief profiles of Dr. Bernhard Straub, Mr. Soumitra Bhattacharya, Mr. Jan-Oliver Roehrl, Mr. S.C. Srinivasan and Mr. Sandeep Nelamangala form part of the Notice convening the 68th Annual General Meeting of the Company.

#### 9.2.2 Key Managerial Personnel

As on the date of this report, the following persons have been designated as the Key Managerial Personnel of the Company pursuant to Section 2 (51) and 203 of the Companies Act, 2013 read with the Companies (Appointment and Remuneration of Managerial Personnel) Rules, 2014:

- Mr. Soumitra Bhattacharya - Managing Director
- Mr. Jan-Oliver Roehrl - Joint Managing Director

- Mr. S.C. Srinivasan - Executive Director & Chief Financial Officer
- Mr. Sandeep Nelamangala - Alternate Director designated as a Whole-time Director
- Mr. Rajesh Parte - Company Secretary & Compliance Officer

### 9.3 Independent Directors

All the Independent Directors have given a declaration to the Company that they meet the criteria of independence prescribed under section 149 (6) of the Companies Act, 2013 (the Act) and SEBI (Listing Obligations and Disclosure Requirements) Regulations, 2015 (Listing Regulations).

The Board is of the opinion that all the Independent Directors meet the criteria regarding integrity, expertise, experience and proficiency.

#### 9.3.1. Familiarization Programme for Independent Directors

For details of programmes of familiarization of the Independent Directors with the Company, their roles, rights, responsibilities in the Company, nature of industry in which the Company operates, business model of the Company and number of hours please refer to the Corporate Governance Report.

### 9.4 Performance Evaluation of Directors

In line with the provisions of the Act and the Listing Regulations, the Nomination & Remuneration Committee and the Board have carried out an annual performance evaluation of its own performance, Committees and individual Directors.

For details of the performance evaluation including evaluation criteria for Independent Directors, please refer to the Corporate Governance Report.

## 10. Board Meetings

During the year under review, six meetings of the Board of Directors were held. The particulars of the meetings and attendance thereat are mentioned in the Corporate Governance Report.

## 11. Corporate Social Responsibility (CSR) Committee and Initiatives

Consequent to changes in the Board of Directors during the year under review, the CSR Committee was re-constituted by inducting Mr. Jan-Oliver Roehrl as a member. As on the date of this report, the CSR Committee comprises of Mr. Bhaskar Bhat (Independent Director) as its Chairman and Ms. Hema Ravichandar (Independent Director), Mr. S.V. Ranganath (Independent Director), Dr. Gopichand Katragadda (Independent Director), Mr. Soumitra Bhattacharya (Managing

Director) & Mr. Jan-Oliver Roehrl (Joint Managing Director) as its members.

The CSR Committee oversees the Company's CSR initiatives.

The Board of Directors have adopted a CSR policy in line with the provisions of the Companies Act, 2013. The CSR policy, *inter-alia*, deals with the objectives of the Company's CSR initiatives, its guiding principles, thrust areas, responsibilities of the CSR Committee, implementation plan and reporting framework.

Some of the key CSR initiatives during the year under review include the following:

New projects:

- ▶ Bosch has developed a model ITI in Public-Private Partnership (PPP) with Government of Karnataka and Government of India. This is operational and other industry partners are being supported to replicate the model.
- ▶ A Model Plumbing Training center has been developed in Pune and has completed its first batch of training high-quality plumbers.
- ▶ Inauguration of the rejuvenated Shanumangala Lake in Bidadi.
- ▶ NGO Capacity Building Workshops were held in Bengaluru and Nashik.
- ▶ Contribution to PM CARES Fund.
- ▶ COVID-19 combating activities and support, especially to migrant workers.

Sustainability and scalability of existing projects:

- ▶ BRIDGE: 30,000 less-educated youth trained and placed through 466 BRIDGE Centers across India (since 2013)
- ▶ 29 RO Plants in Jaipur (since 2009)
- ▶ 17 Check Dams in Nashik (since 2014)
- ▶ Bosch-Akshaya Patra Kitchen now reaches out to more than 25,000 children and serves hot and nutritious meals in and around Jigani and Anekal, Bengaluru
- ▶ Child Health Development Program intervention: supports more than 70,000 children in 300 Government schools around Bosch plants every year

Collaboration and Partnerships:

- ▶ Industry-Academia Collaboration model for Skill Development has been developed by Bosch and is being pilot-tested with few Universities
- ▶ In 2019, Bosch scaled up BRIDGE through

the Government funded schemes/centres, providing value-added support on Training the Trainers and Job Placement Assistance to the skilled youth

During the year, Bosch conducted 1 Batch of 'Train the Trainer' / 'Training of Master Trainer' with Management & Entrepreneurship and Professional Skills Council (MEPSC), under a joint certification agreement. 13 Master Trainers were trained through this program. Besides, 4 batches for 'Office Assistant' were completed with MEPSC joint certification for 57 BRIDGE students at Vishakhapatnam.

Details of the CSR Committee meetings and attendance thereat forms a part of the Corporate Governance Report.

Annual Report on Corporate Social Responsibility Activities of the Company is enclosed as Annexure 'B' to this Report.

## 12. Audit Committee

Consequent to changes in the Board of Directors during the year under review, the Audit Committee was re-constituted by appointing Dr. Bernhard Straub (Non-Executive Director & Chairman of the Board) as a member. As on the date of this report, the Audit Committee comprises of Mr. S.V. Ranganath (Independent Director) as its Chairman and Dr. Bernhard Straub, Mr. Bernhard Steinruecke (Independent Director), Mr. Bhaskar Bhat (Independent Director) & Ms. Hema Ravichandar (Independent Director) as its members.

The Members of the Committee possess Accounting and Financial Management knowledge. The Company Secretary of the Company is the Secretary of the Committee.

During the year under review, the Board accepted all the recommendations of the Audit Committee.

Details of the roles and responsibilities, particulars of meetings and attendance thereat are mentioned in the Corporate Governance Report.

## 13. Subsidiary, Associate and Joint Venture Companies

### 13.1 Subsidiary Company

#### MICO Trading Private Limited (MTPL)

The Company has a subsidiary viz., MICO Trading Private Limited. The financial performance of MTPL is as under:-

[TINR]

Particulars	FY 2019-20	FY 2018-19
Total Revenue	69	67
Profit/(Loss) before tax	(26)	6

Particulars	FY 2019-20	FY 2018-19
Profit/(Loss) after tax	(26)	6

The Directors' Report along with the Audited Statement of Accounts of MTPL have been uploaded on the website of the Company at [www.bosch.in](http://www.bosch.in) under the "Shareholder Information" section.

### 13.2 Associate Company

#### Newtech Filter India Private Limited (NTFI)

The Company has one Associate Company viz., Newtech Filter India Private Limited. The Company holds 25 percent and Robert Bosch Investment Nederland B.V. holds 75 percent of the paid-up share capital of NTFI.

NTFI is the manufacturer of automotive filters, selling their products to the Company, which further sells the same to end customers.

The financial performance of NTFI is as under:

[Mio INR]

Particulars	2019-20	2018-19	% Growth
Turnover	568	673	-19%
Profit/(Loss) before tax	15	16	0%
PBT % on Turnover	3	4	0%

### 13.3 Joint Venture Company

#### PreBo Automotive Private Limited

PreBo Automotive Private Limited (PreBo) was incorporated on May 08, 2019 with its registered office at Bengaluru for the purpose of carrying out the business of manufacturing/assembly and supply of mechanical and electromechanical components and assemblies for automobile and non-automobile industry.

The financial performance of PreBo is as under:

[TINR]

Particulars	FY 2019-20
Total Revenue	51,011
Profit/(Loss) before tax	(19,908)
Profit/(Loss) after tax	(19,908)

A separate statement containing the salient features of the financial statement of the aforementioned Subsidiary, Associate and Joint Venture is enclosed as Annexure 'C' to this Report.

## 14. Remuneration Policy

The Nomination and Remuneration Policy, *inter-alia*, provides for criteria and qualifications for appointment of Director, Key Managerial Personnel and Senior Management, Board diversity, remuneration to Directors, Key Managerial Personnel, etc. The policy can be

accessed at the following link: [https://www.bosch.in/media/our\\_company/shareholder\\_information/2015/nomination\\_and\\_remuneration\\_policy.pdf](https://www.bosch.in/media/our_company/shareholder_information/2015/nomination_and_remuneration_policy.pdf)

### 15. Particulars of Employees

Disclosures pertaining to remuneration of employees and other details, as required under Section 197(12) of the Act and rules framed thereunder is enclosed as Annexure 'D' to this Report.

The information in respect of employees of the Company required pursuant to Rule 5 of Companies (Appointment and Remuneration of Managerial Personnel) Rules, 2014, as amended will be provided on request. In terms of Section 136 of the Act, the Reports and Accounts are being sent to the Members and others entitled thereto excluding the aforementioned particulars of employees, which is available for inspection by the Members at the Registered Office of the Company during business hours on any working day. Any member desirous of obtaining a copy of the same may write to the Company at [investor@in.bosch.com](mailto:investor@in.bosch.com).

### 16. Corporate Governance

A report on Corporate Governance in terms of the requirements of the Listing Regulations and a certificate from the Practicing Company Secretary, forms part of this Annual Report.

### 17. Risk Management

The Company has a well-defined Risk Management Policy. The Policy has been developed after taking cognizance of the relevant statutory guidelines, Bosch Guidelines on risk management, empirical evidences, stakeholders' feedback, forecast and expert judgment.

The Policy, *inter-alia*, provides for the following:

Risk Management framework;

- (i) In-built pro-active processes within the Risk Management Manual for reporting, evaluating and resolving risks;
- (ii) Identifying and assessing risks associated with various business decisions before they materialize. Take informed decisions at all levels of the organization in line with the Company's risk appetite;
- (iii) Ensuring protection of shareholders' stake by establishing an integrated Risk Management Framework for identifying, assessing, mitigating, monitoring, evaluating and reporting all risks;
- (iv) Strengthening Risk Management through constant learning and improvement;
- (v) Adoption and implementation of risk mitigation measures at every level in order to achieve long-term goals effectively and sustainably;
- (vi) Regularly review Risk Tolerance levels of the

Company as they may vary with change in the Company's strategy; and

- (vii) Ensuring sustainable business growth with stability.

In the opinion of the Board, there are no risks that may threaten the existence of the Company.

### 18. Whistle Blower Policy/Vigil Mechanism

The Company has a Whistle Blower Policy, which includes vigil mechanism for dealing with instances of fraud and mismanagement.

Details of the Whistle Blower Policy have been mentioned in the Corporate Governance Report. The Whistle Blower Policy has also been uploaded on the website of the Company and can be accessed at the following link: [https://www.bosch.in/media/our\\_company/shareholder\\_information/2018/whistle\\_blower\\_policy-3.pdf](https://www.bosch.in/media/our_company/shareholder_information/2018/whistle_blower_policy-3.pdf)

### 19. Business Responsibility Report

In terms of the requirements of Regulation 34 (2) (f) of the Listing Regulations, a report on Business Responsibility in the prescribed format forms a part of this Annual Report.

### 20. Related Party Transactions

The Audit Committee accords omnibus approval for Related Party Transactions which are in ordinary course of business, foreseen, repetitive in nature and satisfy the arm's length principles. The Audit Committee reviews, on a quarterly basis, the details of the Related Party Transactions entered pursuant to the aforementioned omnibus approval. Additionally, the Company obtains a half yearly certificate from a Chartered Accountant in Practice confirming that the related party transactions during the said period were in ordinary course of business, repetitive in nature and satisfy the arm's length principles.

The details of Related Party Transactions under Section 188(1) of the Act required to be disclosed under Form AOC - 2 pursuant to Section 134(3) of the Act is enclosed as Annexure 'E' to this Report.

The Company has framed a Policy for determining materiality of Related Party Transactions and dealing with Related Party Transactions. The said Policy is hosted on the website of the Company and can be accessed at the following link: [https://www.bosch.in/media/our\\_company/shareholder\\_information/2020/related\\_party\\_transaction\\_policy.pdf](https://www.bosch.in/media/our_company/shareholder_information/2020/related_party_transaction_policy.pdf)

### 21. Energy Conservation, Technology Absorption, Foreign Exchange Earnings & Outgo

The report in respect of conservation of energy, technology absorption, foreign exchange earnings and outgo as required under Section 134 of the Act read with Rule 8 of Companies (Accounts) Rules, 2014, is enclosed as Annexure 'F' to this Report.

## 22. Auditors

### 22.1 Statutory Auditor

The shareholders at the 65th Annual General Meeting of the Company held on September 01, 2017 appointed M/s. Deloitte Haskins & Sells LLP (Firm Registration No. 117366W/W-100018) as Statutory Auditors of the Company for a period of 5 years until the conclusion of the 70th Annual General Meeting.

The Auditors' Report on the Standalone as well as Consolidated Financial Statements for the Financial Year 2019-20 is unmodified i.e. it does not contain any qualification, reservation or adverse remark.

### 22.2 Cost Audit & Cost Auditors

The Board of Directors, on recommendation of the Audit Committee, appointed M/s. Rao, Murthy & Associates, Cost Accountants, Bengaluru (Registration No.000065) as Cost Auditors to audit the cost accounts of the Company for the Financial Year 2020-21 in terms of the provisions of Section 148 of the Companies Act, 2013.

The Audit Committee has also received a Certificate from the Cost Auditors certifying their independence and arm's length relationship with the Company.

In terms of the requirements of the said section, the members are required to ratify remuneration payable to the Cost Auditors. Accordingly, resolution ratifying the remuneration payable to M/s. Rao, Murthy & Associates will form a part of the Notice convening the 68th Annual General Meeting.

As per Section 148 (1) of the Companies Act, 2013, the Company is required to maintain Cost Records. Accordingly, Cost Records and Cost Accounts are duly maintained by the Company.

### 22.3 Secretarial Auditor

Pursuant to the provisions of Section 204 of the Companies Act, 2013 and the Companies (Appointment and Remuneration of Managerial Personnel) Rules, 2014, the Company has appointed Mr. Sachin Bhagwat, Practising Company Secretary (Certificate of Practice No. 6029) to undertake Secretarial Audit of the Company for the Financial Year 2019-20. The Report of the Secretarial Auditor is enclosed as Annexure 'G' to this Report.

The Secretarial Auditor was informed that during the FY 2019-20 trading in 2 (two) equity shares of the Company by a designated person during the window closure period from April 03, 2019 to May 23, 2019, is yet to be reported to the Securities and Exchange Board of India as mandated by the Company's Code of Conduct to regulate, monitor and report trading by insiders.

The aforesaid violation was informed to the Audit Committee and the Board at their meetings held on May 21 and 22, 2020 respectively and shall also be informed

to Securities and Exchange Board of India.

### 22.4 Reporting of Fraud

During the year under review, the Statutory Auditors, Cost Auditors and Secretarial Auditor have not reported any instances of fraud committed in the Company by its Officers or Employees to the Audit Committee under Section 143 (12) of the Act, details of which needs to be mentioned in this Report.

## 23. Directors' Responsibility Statement

Pursuant to Section 134(5) of the Companies Act, 2013, the Board of Directors report that:

- (i) in the preparation of the annual accounts, the applicable accounting standards have been followed along with proper explanation relating to material departures;
- (ii) they have selected and consistently applied accounting policies and have made judgements and estimates that are reasonable and prudent so as to give a true and fair view of the state of affairs of the Company at the end of the financial year and the profit of the Company for that period;
- (iii) proper and sufficient care has been taken for maintenance of adequate accounting records in accordance with the provisions of the Act for safeguarding the assets of the Company and for preventing and detecting fraud and other irregularities;
- (iv) the annual accounts have been prepared on a 'going concern' basis;
- (v) proper internal financial controls are in place and that such controls are adequate and are operating effectively; and
- (vi) proper systems to ensure compliance with the provisions of all applicable laws were in place and that such systems were adequate and operating effectively.

## 24. Details of Loans, Guarantees or Investments

Particulars of loans given, investment made or guarantee given or security provided and the purpose for which the loan or guarantee or security is proposed to be utilized by the recipient of the loan or guarantee or security are provided in Note Nos. 6 & 7 to the Financial Statements.

The particulars of loans/advances, etc., required to be disclosed in the Annual Accounts of the Company pursuant to Para A of Schedule V of the SEBI (Listing Obligations and Disclosure Requirements) Regulations, 2015 are furnished separately.

## 25. Deposits

During the year under review, there were no deposits

accepted by the Company as per the provisions of Companies Act, 2013.

### 26. Material Changes and Commitments

There were no material changes and commitments between the end of the year under review and the date of this report affecting the financial position of the Company.

### 27. Extract of Annual Return

The Extract of Annual Return as provided under Section 92(3) of the Act and as prescribed in Form MGT-9 under the Companies (Management and Administration) Rules, 2014 is enclosed as Annexure 'H' to this Report. In terms of the requirements of Section 134(3)(a) of the Act, the complete Annual Return is available on the Company's website: [www.bosch.in](http://www.bosch.in)

### 28. Sexual Harassment of Women at Workplace (Prevention, Prohibition and Redressal) Act, 2013

The company has complied with provisions relating to the constitution of Internal Complaints Committee under the Sexual Harassment of Women at Workplace (Prevention, Prohibition and Redressal) Act, 2013. The information as regards the number of cases filed and their disposal under this Act is given in the Business Responsibility Report.

### 29. Secretarial Standards

The applicable Secretarial Standards i.e. SS – 1 and SS – 2, relating to "Meeting of the Board of Directors" and "General Meetings", respectively, have been duly complied by the Company.

### 30. Cautionary Statement

Statements in the Board's Report and the Management Discussion & Analysis describing the Company's objective, expectations or forecasts may be forward looking within the meaning of applicable laws and regulations. Actual results may differ materially from those expressed in the statement.

### 32. General

Your Directors state that no disclosure or reporting is required in respect of the following items as there were no transactions/events on these items during the year under review:

- i. Issue of Equity Shares with differential rights as to Dividend, voting or otherwise.
- ii. Issue of Shares (including Sweat Equity Shares) to employees of the Company under any scheme.
- iii. Significant or material orders passed by the Regulators or Courts or Tribunals which impact the going concern status and the Company's operations in future.
- iv. Voting rights which are not directly exercised by the employees in respect of Shares for the subscription/purchase of which loan was given by the Company (as there is no scheme pursuant to which such persons can beneficially hold shares as envisaged under Section 67 (3) (c) of the Act).

### 33. Acknowledgements

The Directors express their gratitude to the various Central and State Government Departments for their continued cooperation extended to the Company. The Directors also thank all customers, dealers, suppliers, banks, members, and business partners for the excellent support received from them. The Directors would also like to acknowledge the exceptional contribution and commitment of the employees of the Company during the year under review.

For and on behalf of the Board of Directors

Soumitra Bhattacharya  
DIN: 02783243  
Managing Director

Jan-Oliver Röhl  
DIN: 07706011  
Joint Managing Director

Date: May 22, 2020  
Place: Bengaluru



# Annexure 'A' to the Report of the Directors

## BOSCH LIMITED - DIVIDEND DISTRIBUTION POLICY

### I. Background

SEBI vide Notification No. SEBI/LAD-NRO/GN/2016-17/008 dated July 08, 2016 amended the SEBI (Listing Obligations and Disclosure Requirements) Regulations, 2015 by inserting Regulation 43A, requiring the top 500 listed entities based on the market capitalization (calculated as on March 31 of every financial year) to formulate a Dividend Distribution Policy. The Company, being one of the top 500 listed Companies, has formulated this Dividend Distribution Policy.

### II. Definition

Unless the context otherwise requires:

- (a) 'Act' means the Companies Act, 2013 and includes the rules framed thereunder;
- (b) 'Board' means the Board of Directors of the Company and includes any Committee thereof constituted or to be constituted.
- (c) 'Company' means Bosch Limited.
- (d) 'Dividend' shall have the meaning ascribed to it under the Act and includes an Interim Dividend but excludes Special Dividend.
- (e) 'Listing Regulations' or 'SEBI LODR' means Securities and Exchange Board of India (Listing Obligations and Disclosure Requirements) Regulations, 2015, including any statutory modifications or re-enactments thereto.
- (f) 'Free Reserves' shall have the meaning ascribed to it under the Act.
- (g) 'Policy' means Bosch Limited - Dividend Distribution Policy.

The words or expressions used but not defined herein, but defined under Companies Act, 2013 or the Listing Regulations shall have the same meaning assigned therein.

Words in singular number include the plural and vice-versa.

### III. Effective Date:

The policy shall come into force from the date of approval of the Board of Directors i.e. February 10, 2017.

### IV. Parameters

Dividend payout is contingent upon various factors and their combination thereof, which are enumerated below and the Board of Directors shall before deciding the dividend consider these factors in the best interest of the Company and its shareholders.

#### 1. Circumstances under which the shareholder may not expect dividend

The shareholder may not expect dividend, *inter-alia*, in the following circumstances, subject to discretion of the Board:

- a. In event of loss or inadequacy of profit or cash flow.
- b. Higher capital investments on account of expansion of business, etc. by the Company.
- c. Decision to undertake any acquisition, amalgamation, merger, takeover, etc. requiring significant capital outflow.
- d. Other business condition(s) in the opinion of the Board it would be prudent to plough back the profits of the Company.
- e. De-growth in the overall business.
- f. The Company has been prohibited to declare dividends by any regulatory authority.
- g. Any other extra-ordinary circumstances.

#### 2. Financial Parameters

While determining the quantum of dividend the Board of Director shall, *inter-alia*, consider the following financial parameters:-

- (i) Profit After Tax considering write-off of accumulated losses, exceptional and extraordinary items, if any
- (ii) Accumulated reserves
- (iii) Cash flow and treasury position keeping in view the total debt to equity ratio
- (iv) Earnings Per Share
- (v) Dividend Payout during the previous years
- (vi) Capital Expenditure
- (vii) Contingent Liabilities

#### 3. Factors to be considered while declaring dividend

The quantum of dividend is an outcome of due deliberation by the Board considering various Internal and External factors including, but not limited to:-

- (i) Internal Factors
  - (a) Business Forecast (near to medium term)
  - (b) Earning stability
  - (c) Availability of liquidity
  - (d) Accumulated Reserves
  - (e) Working capital requirements of the Company
  - (f) Capital Expenditure requirements of the Company

- (g) Investments in new line(s) of business
- (h) Expenditure on Research & Development of new products
- (i) Investment in technology
- (j) Acquisition of brands/businesses
- (k) Replacement cost of end-of-lifecycle products
- (ii) External Factors
  - (a) Statutory provisions, legal requirements, regulatory conditions or restrictions laid down under applicable laws
  - (b) Prevailing macro-economic environment
  - (c) Re-investment opportunities
  - (d) Investor Expectations
  - (e) Prevailing taxation structure including any amendments expected thereof.

Dividend will generally be declared once a year, after the approval of the Audited Financial Statement and shall be subject to approval/confirmation of shareholders at the Annual General Meeting (AGM). In certain years and to commemorate special occasions, the Board may consider declaring special dividend for its shareholders.

Considering the above factors, the Company would endeavor to declare a dividend (including any special dividend or a payout in the form of a one-time/special dividend) as may be decided by the Board of Directors from time to time.

#### **V. Utilization of Retained Earnings**

Subject to the applicable regulations, retained earnings may be applied for:

- (i) Funding the organic and inorganic growth of the Company
- (ii) Diversification of business
- (iii) Capacity Expansion
- (iv) Replacement of Capital Assets
- (v) Declaration of Dividend in future years
- (vi) Issue of Bonus Shares
- (vii) Buy-back of Shares/Capital Reduction
- (viii) Other permissible purposes

#### **VI. Parameters that shall be adopted with regard to various classes of shares**

The Company has only one class of shares viz., Equity Shares of Face Value of INR 10 each.

Since the Company has issued only one class of equity shares with equal voting rights, all the members of the Company are entitled to receive the same amount of Dividend per share.

#### **VII. Disclosure:**

In terms of the requirements of the Listing Regulations, this policy has been uploaded on the website of the Company viz., [www.bosch.in](http://www.bosch.in) and will also form a part of the Annual Report of the Company.

In case the Company declares dividend on the basis of parameter in addition to the parameters stated in this Policy, such parameters will be disclosed on the website as well as in the Annual Report of the Company.

#### **VIII. General**

This Policy is subject to revision/amendments in accordance with the guidelines as may be issued by the Ministry of Corporate Affairs, SEBI or other regulatory authority from time to time, on the subject matter. Accordingly, the Company reserves the right to alter, modify, add, delete or amend any of the provisions of this Policy.

Notwithstanding anything contained herein but subject to the applicable laws, the Board may, at their discretion revise, amend or modify the policy, which they in their absolute discretion may deem fit.

In case of any amendment(s), clarification(s), circular(s), etc. issued by the relevant authorities, not being consistent with the provisions laid down under this Policy, then such amendment(s), clarification(s), circular(s), etc. shall prevail upon the provisions of this Policy and this Policy shall stand amended accordingly from the effective date as laid down under such amendment(s), clarification(s), circular(s), etc.

#### **IX. Cautionary Statement**

The Policy reflects the intent of the Company to reward its shareholders by sharing a portion of its profits after retaining sufficient funds for growth of the Company. The Company shall pursue this Policy to pay, subject to the circumstances and factors enlisted herein above, which shall be consistent with the performance of the Company over the years.

This document does not solicit investment in the Company's shares nor is it an assurance of guaranteed returns (in any form), for investments in the Company's shares.

The Policy is not an alternative to the decision of the Board for recommending dividend, which is made generally every year after taking into consideration all the relevant circumstances contained in this Policy as may be decided by the Board.

## Annexure 'B' to the Report of the Directors

### ANNUAL REPORT ON CORPORATE SOCIAL RESPONSIBILITY (CSR) ACTIVITIES FOR THE FINANCIAL YEAR 2019-20

**1. A brief outline of the Company's CSR Policy, including overview of projects or programs proposed to be undertaken and a reference to the web-link to the CSR policy and projects or programs.**

Brief outline of the CSR Policy and overview of projects and programs undertaken are given in the Directors' Report.

The CSR Policy can be accessed at:

[https://www.bosch.in/media/our\\_company/shareholder\\_information/2017\\_2/csrapolicy\\_final.pdf](https://www.bosch.in/media/our_company/shareholder_information/2017_2/csrapolicy_final.pdf)

**2. Composition of the CSR Committee:**

- (i) Mr. Bhaskar Bhat, Chairman (Independent Director)
- (ii) Ms. Hema Ravichandar (Independent Director)
- (iii) Mr. Soumitra Bhattacharya (Managing Director)
- (iv) Mr. Jan-Oliver Röhrli (Joint Managing Director)<sup>@</sup>
- (v) Mr. S.V. Ranganath (Independent Director)
- (vi) Dr. Gopichand Katragadda (Independent Director)

<sup>@</sup> Member with effect from November 06, 2019

**3. Average Net Profit of the Company for the last three financial years:**

Average Net Profit: Mio INR 18,480

**4. Prescribed CSR Expenditure (Two percent of the amount as in item 3 above):**

Mio 370 INR

**5. Details of CSR spent for the Financial Year:**

- a. Total amount spent for the financial year: Mio INR 370.76
- b. Amount unspent, if any: Nil
- c. Manner in which amount spent in the financial year is detailed below:

[Mio INR]

Sl. No.	CSR Projects/ Activities	Sector in which the Project is Covered	Locations (State)	Amount Outlay (Budget) Project or Program wise 2019-2020	Amount spent on the Project or Program during FY 2019-2020 (a) Direct expenditure (b) Overheads	Cumulative Expenditure up to the reporting period	Amount spent Direct or through implementing agency
1.	Child Health Development Program (CHDP) for Government school children and Cleft Surgery	(i) Promoting Healthcare (ii) Promoting Education	Bengaluru (Karnataka) Jaipur (Rajasthan) Nashik (Maharashtra)	10.00	8.95	66.21	Implementing Agency - Karuna Trust and Akhila Bharatha Mahila Seva Samaj and Apollo Clinic
2.	Primary Health Centre Running cost	Promoting health care including preventive healthcare	Bengaluru (Karnataka)	10.00	9.41	33.22	Implementing Agency - Karuna Trust

Sl. No.	CSR Projects/ Activities	Sector in which the Project is Covered	Locations (State)	Amount Outlay (Budget) Project or Program for FY 2019-2020	Amount spent on the Project or Program during FY 2019-2020 (a) Direct expenditure (b) Overheads	Cumulative Expenditure up to the reporting period	Amount spent Direct or through implementing agency
3.	Science Education to Government school children	Promoting Education	Bengaluru (Karnataka) Jaipur (Rajasthan) Nashik (Maharashtra)	9.00	11.31	49.68	Implementing Agency – Agastya International Foundation
4.	English, Computer and Creative learnings & Value Education in Government Schools	Promoting Education	Bengaluru (Karnataka)	13.00	13.01	55.10	Direct as well as through Implementing Agency - Children's Movement for Civic Awareness, Art Spark
5.	Model School Concept for upgrading infrastructure & Education quality in Government school	Promoting Education	Bengaluru (Karnataka) Jaipur (Rajasthan) Nashik (Maharashtra)	38.00	37.48	77.88	Direct as well as through and Implementing Agency – Academy for Creative Teaching Trust
6.	Toilet construction in Government schools	(i) Promoting Education (ii) Sanitation	Bengaluru (Karnataka) Jaipur (Rajasthan) Nashik (Maharashtra)	0.00	0.00	76.91	Direct
7.	BRIDGE Skill development and employability enhancement for underprivileged youth	Promoting Education including employment enhancing vocational skills	All India	45.00	41.10	237.79	Direct
8.	Train the Trainers	Promoting Education	All India	3.00	3.10	19.05	Direct
9.	Infrastructure development for Vocational Training in Government ITI	Promoting Education including employment enhancing vocational skills	Bengaluru (Karnataka) Jaipur (Rajasthan) Nashik (Maharashtra)	5.00	6.38	67.07	Direct
10.	Model BRIDGE centers in PU colleges/ Institutes	Promoting Education including employment enhancing vocational skills	All India	18.00	17.85	76.88	Direct

[Mio INR]

Sl. No.	CSR Projects/ Activities	Sector in which the Project is Covered	Locations (State)	Amount Outlay (Budget) Project or Program for FY 2019-2020	Amount spent on the Project or Program during FY 2019-2020 (a) Direct expenditure (b) Overheads	Cumulative Expenditure up to the reporting period	Amount spent Direct or through implementing agency
11.	Training center for tribal girls & Bosch circle maintenance	Promoting Education	Nashik (Maharashtra)	0.00	0.00	8.26	Direct
12.	Support to special children and medical support (Nashik Run)	Promoting Healthcare	Nashik (Maharashtra)	2.00	2.00	11.60	Direct
13.	Check Dams (Water conservation in drought - prone area)	Environment Sustainability	Nashik (Maharashtra)	18.00	16.22	114.68	Direct
14.	RO (Reverse Osmosis) Plants to provide clean drinking water facility to the Villagers	(i) Maintaining quality of water (ii) Rural development projects	Jaipur (Rajasthan)	5.00	5.88	49.50	Direct
15.	Garbage management / Cleanliness project at RICCO circle and Heritage Protection	Environment sustainability	Jaipur (Rajasthan) Bidadi (Karnataka)	3.00	5.47	15.09	Direct
16.	Mid-day meal kitchen maintenance	Promoting Education	Jigani (Karnataka)	2.00	1.82	79.98	Direct & Implementing Agency - The Akshaya Patra Foundation
17.	Lalbagh Lake rejuvenation and parking system and Waste Management	Environment sustainability	Bengaluru (Karnataka)	3.00	2.14	42.38	Direct and Implementing Agency - Saahas
18.	Shanmangala Lake rejuvenation in Bidadi	Environment sustainability	Bengaluru (Karnataka)	11.00	13.34	49.28	Direct
19.	Administrative expenses	Rule 4 of Companies (Corporate Social Responsibility Policy) Rules, 2014	All India	18.00	18.13	71.93	Direct

[Mio INR]

Sl. No.	CSR Projects/ Activities	Sector in which the Project is Covered	Locations (State)	Amount Outlay (Budget) Project or Program for FY 2019-2020	Amount spent on the Project or Program during FY 2019-2020 (a) Direct expenditure (b) Overheads	Cumulative Expenditure up to the reporting period	Amount spent Direct or through implementing agency
20.	CSR Awareness and Volunteers Promotional activities	Promoting Education	Bengaluru (Karnataka)	0.00	0.00	12.26	Direct
21.	Holistic Village Development and Artisan training centers	Promoting Education including employment enhancing vocational skills	All India	93.00	92.50	226.20	Bosch India Foundation
22.	Contribution to the corpus fund of Bosch India Foundation	(i) Rule 7 of Companies (Corporate Social Responsibility Policy) Rules, 2014  (ii) Rural development projects	All India	0.00	0.00	180.50	NA
23.	Vocational & technology training setup in Academia institutes	Promoting Education including employment enhancing vocational skills	Bengaluru (Karnataka), Jaipur (Rajasthan) and Nashik (Maharashtra)	11.00	11.53	15.61	Direct
24.	Disaster Relief (Flood)	Flood relief measures – supply of medicines, food provisions	Karnataka, Maharashtra, Orissa and Kerala	2.00	2.09	2.09	Direct
25.	Contribution to (PM CARES Fund)	Schedule VII under the Companies Act, 2013	-	50.00	50.00	50.00	Direct
26.	COVID-19 Combating Activities/ Support	i) Supply of cooked meals and Roshan packets to migrant workers ii) Supply of PPE, masks and sanitizers	Bengaluru, Nashik and Jaipur	1.00	1.05	1.05	Direct
	<b>Total</b>			<b>370.00</b>	<b>370.76</b>	<b>1690.20</b>	

**Details of the implementing agencies:-**

**Karuna Trust**, a registered trust since 1986, is a Non-Government Organisation of repute primarily providing free primary health care for the past 27 years in partnership with various State Governments and Funding Agencies.

**Akhila Bharatha Mahila Seva Samaja (ABMSS)**, is a social organization set up in Bengaluru in 1993 primarily to work towards the betterment of women and children. Since 2013, they added cleft lip and palate treatment as one of their major programmes under the support of Deutsche Cleft Kinderilfe E.V Germany and local donors within the country.

**Apollo Clinic, Nashik**, is among well-known hospitals for valuable treatment in Nashik. They provide treatment to the children of Government schools in Nashik identified by the Company, at subsidized rates.

**Agastya International Foundation (“Agastya”)**, founded in 1999 in Bengaluru is an Indian education trust and non-profit organization whose mission is to spark curiosity, nurture creativity and build confidence among economically disadvantaged children and teachers in India. Agastya runs hands - on science and art education programs in rural and semi-urban regions across 18 Indian states. It is one of the largest science education programs that caters to economically disadvantaged children and teachers.

**Children’s Movement for Civic Awareness (CMCA)**, was founded in the year 2000 as a joint programme of Public Affairs Centre and Swabhimana, two Bengaluru based NGOs. The energy and enthusiasm of the children quickly saw the movement evolve into summer camps and then into ‘Civic Clubs’. The ‘Civic Club’ gained popularity and its impressive growth propelled the two parent organisations to launch CMCA as an autonomous body. CMCA was registered as a Public Charitable Trust on June 15, 2009.

**Akshaya Patra Foundation**, The Akshaya Patra Foundation is a not-for-profit organisation headquartered in Bengaluru, India. The Foundation strives to fight issues like hunger and malnutrition in India, by implementing the Mid-Day Meal Scheme in the government schools and government-aided schools.

**Academy for Creative Teaching Trust (ACT)**, is an institution for teacher training and educational consultancy set up in 2005. It has resources of academicians and academic administrators.

**6. Reasons for not spending the amount specified in Point 5 (b) above:**

Not Applicable

**7. A responsibility statement of the CSR Committee that the implementation and monitoring of CSR Policy is in compliance with CSR objective and Policy of the company:**

The CSR projects were designed, implemented and periodically reviewed in accordance with the CSR Policy of the Company framed pursuant to the provisions of the Companies Act, 2013 and rules made thereunder.

**Soumitra Bhattacharya**  
DIN: 02783243  
Managing Director

**Jan-Oliver Röhr**  
DIN: 07706011  
Joint Managing Director

**Bhaskar Bhat**  
DIN: 00148778  
Chairman  
Corporate Social Responsibility  
Committee

Date: May 22, 2020  
Place: Bengaluru

# Annexure 'C' to the Report of the Directors

## Form AOC-1

### STATEMENT CONTAINING SALIENT FEATURES OF THE FINANCIAL STATEMENT OF SUBSIDIARIES/ASSOCIATE COMPANIES/JOINT VENTURES

(Pursuant to first proviso to sub-section (3) of section 129 read with rule 5 of Companies (Accounts) Rules, 2014)

#### Part "A": Subsidiaries

**Name of the subsidiary:** MICO Trading Private Limited

(Amount in TINR)

1.	Reporting period for the subsidiary concerned, if different from the holding company's reporting period	Not Applicable
2.	Reporting currency and exchange rate as on the last date of the relevant financial year in the case of foreign subsidiary	Not Applicable
3.	Share Capital	1,000
4.	Reserves & Surplus	(57)
5.	Total Assets	1,087
6.	Total Liabilities	144
7.	Investments	1,000
8.	Turnover*	Nil
9.	Profit/(Loss) before taxation	(26)
10.	Provision for taxation	Nil
11.	Profit/(Loss) after taxation	(26)
12.	Proposed Dividend	Nil
13.	% of shareholding	100

\*Turnover - Nil. Income from Investments (Fixed Deposits) - 69 TINR

1. Names of subsidiaries which are yet to commence operations: MICO Trading Private Limited

2. Names of subsidiaries which have been liquidated or sold during the year: None

#### Part "B": Associates and Joint Ventures

**Name of Associate:** NewTech Filter India Private Limited

1.	Latest audited Balance Sheet Date	March 31, 2020	March 31, 2019
2.	Shares of Associate/ <del>Joint Ventures</del> held by the Company on the year end		
	• Nos.	17,500,000	17,500,000
	• Amount of Investment in Associates/ <del>Joint Venture</del> (Amount in TINR)	175,000	175,000
	• Extent of Holding %	25%	25%
3.	Description of how there is significant influence	Voting Rights	Voting Rights
4.	Reasons why the Associate/ <del>Joint Venture</del> is not consolidated	Consolidated	Consolidated
5.	Net-worth attributable to the shareholding as per the latest audited Balance Sheet (Amount in TINR)	95,619	90,518
6.	Profit/(Loss) for the year (attributable to the shareholding) (Amount in TINR)	5,088	2,510
	i. Considered in consolidation (Amount in TINR)	5,088	2,510
	ii. Not considered in consolidation	NIL	NIL

**Name of Joint Venture:** PreBo Automotive Private Limited

1.	Latest audited Balance Sheet Date	March 31, 2020	March 31, 2019
2.	Shares of Associate/ <del>Joint Ventures</del> held by the Company on the year end		
	• Nos.	32,00,000	-
	• Amount of Investment in Associates/ <del>Joint Venture</del> (Amount in TINR)	32,000	-
	• Extent of Holding %	40%	-
3.	Description of how there is significant influence	Voting Rights	-
4.	Reasons why the Associate/ <del>Joint Venture</del> is not consolidated	Consolidated	-



5.	Net-worth attributable to the shareholding as per the latest audited Balance Sheet (Amount in TINR)	24,036	-
6.	Profit/(Loss) for the year (attributable to the shareholding) (Amount in TINR)	7,964(loss)	-
	i. Considered in consolidation (Amount in TINR)	7,964(loss)	-
	ii. Not considered in consolidation	NIL	-

- Names of associates or joint ventures which are yet to commence operations: Nil
- Names of associates or joint ventures which have been liquidated or sold during the year: Nil

For and on behalf of the Board

Soumitra Bhattacharya	(DIN: 02783243)	Managing Director
Jan-Oliver Röhrl	(DIN: 07706011)	Joint Managing Director
S.C. Srinivasan	(DIN: 02327433)	CFO & Executive Director

Place: Bengaluru

Date: May 22, 2020

Rajesh Parte  
Place: Mumbai

Company Secretary & Compliance Officer

## Annexure 'D' to the Report of the Directors

Details pertaining to remuneration as required under section 197(12) read with Rule 5(1) of Companies (Appointment and Remuneration of Managerial Personnel) Rules, 2014

### I. Percentage increase in the remuneration of each director, Chief Financial Officer and Company Secretary during the Financial Year 2019-20 and ratio of the remuneration of each Director to the median remuneration of the employees of the Company for the Financial Year 2019-20 are as under:

Sl. No.	Name of the Director / Key Managerial Personnel	Category / Designation	% increase in the remuneration during the financial year	Ratio to median remuneration of employees~
1.	Mr. V. K. Viswanathan	Ex-Chairman, Non-Executive & Non-Independent Director <sup>@</sup>	NA	0.96
2.	Dr. Bernhard Straub	Chairman, Non-Executive & Non-Independent Director <sup>^</sup>	NA	NA
3.	Mr. Bernhard Steinruecke	Independent Director	8.1	2.07
4.	Mr. S. V. Ranganath	Independent Director <sup>+</sup>	NA	2.12
5.	Mr. Bhaskar Bhat	Independent Director	1.7	1.97
6.	Ms. Hema Ravichandar	Independent Director	8.1	2.07
7.	Dr. Gopichand Katragadda	Independent Director <sup>”</sup>	NA	1.96
8.	Mr. Peter Tyroller	Non-Executive & Non-Independent Director <sup>!</sup>	NA	NA
9.	Mr. Soumitra Bhattacharya	Managing Director	2.1	53.05
10.	Dr. Andreas Wolf	Ex-Joint Managing Director <sup>\$</sup>	27.8	58.43
11.	Mr. Jan-Oliver Röhr	Joint Managing Director <sup>#</sup>	7.1	52.52
12.	Mr. S. C. Srinivasan	Chief Financial Officer & Executive Director <sup>%</sup>	4.1	34.43
13.	Mr. Sandeep Nelamangala	Whole time Director <sup>&amp;</sup>	NA <sup>**</sup>	3.39
14.	Mr. Rajesh Parte	Company Secretary & Compliance Officer	NA <sup>“</sup>	NA

~ Employees for the above purpose and Point No. II below includes all employees except employees/associates governed under Long-term wage settlement.

@ resigned as a Director with effect from August 23, 2019. Hence, remuneration drawn for the year under review is not comparable with the previous year.

^ Dr. Bernhard Straub, appointed as a Non-Executive & Non-Independent Director designated as a Chairman with effect from August 24, 2019, has waived his remuneration as Director of the Company.

! Mr. Peter Tyroller has waived his remuneration as Director of the Company.

\$ resigned as a Joint Managing Director with effect from December 31, 2019.

# re-designated as a Joint Managing Director with effect from January 01, 2020.

% appointed as an Executive Director with effect from January 01, 2020.

& appointed as an alternate director to Mr. Peter Tyroller and designated as Whole time Director and with effect from January 01, 2020.

\*\* Remuneration for 2019 is not comparable with the previous year since Mr. Sandeep Nelamangala joined the board in January 2020.

“ Dr. Gopichand Katragadda was appointed as Independent Director with effect from December 04, 2018. Hence, remuneration drawn for the year under review is not comparable with the previous year.

+ Mr. S.V. Ranganath was appointed as Independent Director with effect from July 01, 2018. Hence, remuneration drawn for the year under review is not comparable with the previous year.

`` Mr. Rajesh Parte was appointed as Company Secretary & Compliance Officer with effect from November 05, 2018. Hence, remuneration drawn for the year under review is not comparable with the previous year.

### II. The percentage decrease in the median remuneration of employees in the Financial Year:

There was a decrease of ~ 0.3 % in the median remuneration of employees.

### III. The number of permanent employees on the rolls of the Company:

As at March 31, 2020, the Company had 9189 permanent employees on its roll.

**IV. Average percentile increase already made in the salaries of employees other than the managerial personnel in the last Financial Year and its comparison with the percentile increase in the managerial remuneration and justification thereof and point out if there are any exceptional circumstances for increase in the managerial remuneration:**

Percentage increase made in the salaries of the employees other than the managerial personnel in the last Financial Year i.e. 2019-20 was ~8.2% (CTC 2019 over CTC 2018) whereas the increase in the managerial remuneration in the Financial Year 2020-21 was ~2.48% (CTC 2020 over CTC 2019)

**V. Affirmation that the remuneration is as per the remuneration policy of the Company:**

It is hereby affirmed that the remuneration paid to the Directors, Key Managerial Personnel and Employees is as per the Nomination and Remuneration Policy of the Company.

# Annexure ‘E’ to the Report of the Directors

## Form No. AOC-2

(Pursuant to clause (h) of sub-section (3) of section 134 of the Act and Rule 8(2) of the Companies (Accounts) Rules, 2014)

Form for disclosure of particulars of contracts/arrangements entered into by the Company with related parties referred to in sub-section (1) of section 188 of the Companies Act, 2013 including certain arm’s length transactions under third proviso thereto.

### 1. Details of contracts or arrangements or transactions pursuant to section 188(1):

Members would recall that at the 67th Annual General Meeting of the Company held on August 23, 2019 their approval was sought for sale and transfer of the Company’s Packaging Technology Business along with all its employees, assets and liabilities, as a going concern and by way of slump sale to Robert Bosch Packaging technology India Private Limited, which was a subsidiary of Robert Bosch Packaging Technology GmbH, a related party within the meaning of Section 2(76) of the Companies Act, 2013. The approval of the Members was sought since the said transaction was a related party transaction and not in the ordinary course of business. The transfer of Packaging Business was concluded during the year under review and accordingly the details of the said transaction are furnished below:

a	Name(s) of the related party and nature of relationship.	The buyer “Robert Bosch Packaging Technology India Private Limited” was a subsidiary of Robert Bosch Packaging Technology GmbH, Germany.
b	Nature of contracts / arrangements/ transactions.	Transfer of Company’s Packaging Technology Business along with all its employees, assets and liabilities as a going concern and by way of a slump sale to a subsidiary of Robert Bosch Packaging Technology GmbH.
c	Duration of the contracts / arrangements/ transactions.	Pursuant to the approval of the Shareholders obtained at the 67th Annual General Meeting the transaction is already completed.
d	Salient terms of the contracts or arrangements or transactions including the value, if any.	Sale of business on slump sale basis for an aggregate consideration of INR 1446 million.
e	Justification of entering into such contracts or arrangements or transactions.	Sale of Business in India in line with the Global Realignment of Packaging Business.
f	Date (s) of approval by the Board.	May 21, 2019
g	Amount paid as advance, if any.	No advance paid, entire consideration paid pursuant to the Agreement.
h	Date of which the Special Resolution was passed in General Meeting as required under first proviso to Section 188.	Ordinary Resolution was passed at the 67th Annual General Meeting held on August 23, 2019

### 2. Details of material contracts or arrangement or transactions at arm’s length basis:

*Name of related party and relationship:*

Robert Bosch GmbH (Holding company)

*Salient Terms:*

Ongoing, repetitive, in ordinary course of business and on arm’s length basis.

*Date of approval by the Board, if any:*

Since these transactions are in the ordinary course of business and at arm’s length basis, approval of the Board is not applicable.

Approval of the Audit Committee and the shareholders have been obtained pursuant to the requirements of erstwhile Listing Agreement/SEBI (Listing Obligations and Disclosure Requirements) Regulations, 2015 and the Companies Act, 2013, for an aggregate amount upto Mio INR 50,000 for each financial year.

[Mio INR]

Sl. No.	Nature of Transaction	Duration	Amount of transaction during FY 19-20
1.	Purchase of goods (trade goods, components, tools, spares, etc.)	Ongoing	9,061
2.	Purchase of assets	Ongoing	90
3.	Sale of goods (products, components, etc.)	Ongoing	4,861
4.	Sale of services (development income, etc.)	Ongoing	900
5.	Miscellaneous income	Ongoing	87
6.	Services received (royalty, development charges, IT charges, etc.)	Ongoing	2,022
<b>Total</b>			<b>17,021</b>

For and on behalf of the Board of Directors

Soumitra Bhattacharya  
DIN: 02783243  
Managing Director

Jan-Oliver Röhrl  
DIN: 07706011  
Joint Managing Director

Date: May 22, 2020  
Place: Bengaluru

## Annexure 'F' to the Report of the Directors

### CONSERVATION OF ENERGY, TECHNOLOGY ABSORPTION AND FOREIGN EXCHANGE EARNINGS AND OUTGO

[Pursuant to Section 134(3)(m) of the Companies Act, 2013 read with Rule 8(3) of Companies (Accounts) Rules, 2014]

#### A. Conservation of energy

##### (i) The steps taken or impact on conservation of energy:

- Energy efficient Pumps, Motors, LED Lights, 5 Star rated AC's
- Heat Pump instead of Electrical heater.
- Compressed air pressure optimization.
- Chiller load optimization projects.
- VSD for Ventilation AHU, STP Blowers.
- Harmonic Filter for electrical distribution loss reduction.
- Shut down management
- Conversion of street lights to solar street lights
- Energy conservation by Automation
- Optimization of energy through data analytics.
- Controlled AC/HVAC timings in office areas
- Installation of IFC at compressed air network
- Replacement of existing inefficient pumps with energy efficient pump
- Motion sensor lights to be implemented
- Elimination of 3 X 10 kw chiller for Hydraulic power pack
- Conversion of Fluid Chillers: from Air-cooled to Water-Cooled
- Use of timers & motion sensors for office lighting.
- PF control for load & power quality improvement
- Energy Analytics(RBEI software) by Inclusive Energy Platform - Buildings, Utilities, MAE's
- Energy saving through scheduled base auto operation of Phase-1 office area AHU's
- Elimination of 4 X 3 kW chiller for Hydraulic power pack
- Upgradation of m/c exhaust systems
- Timer logic in the PLC to be introduced in the intermediate Durr machine

##### (ii) The steps taken by the Company for utilising alternate sources of energy:

- The Company has installed Solar Plants at its various manufacturing location for using solar energy as a source in place of conventional sources.
- The details of the installed solar capacity of the various manufacturing facilities of the Company is given below:

Manufacturing facility's location	Cumulative Solar Capacity (per year)
Nashik	15,000 MWh
Bidadi	11,452 MWh
Jaipur	1,774 MWh
Gangaikondan	57 MWh
Bangalore	750 MWh
Naganathapura	60 MWh
Chennai	1800 MWh

##### (iii) The capital investment on energy conservation equipment(s):

During the year under review, the Company focused on investments aiming to reduce usage of conventional energy, energy conservation projects and increase the generation of solar energy and/or optimization of energy utilization. Location wise details of investment on energy conservation/solar energy equipment(s):

Manufacturing facility's location	[Mio INR]
Nashik	15.0
Bidadi	223.0
Jaipur	0.8
Bengaluru	4.23
<b>Total</b>	<b>238.8</b>

#### B. Technology absorption

##### (i) The efforts made towards technology absorption:

- Heat Pump
- Harmonic Filters
- Introducing lean manufacturing concept for energy efficiency projects through leveling and auto loading for increasing utilization of machines.
- LED lighting technology for street lighting and office areas.
- Energy analytics to monitor energy consumption and take energy conservation measures.
- Energy efficient IE3 motors in place of Conventional IE1 motors

**(ii) The benefits derived like product improvement, cost reduction, product development or import substitution:**

The initiatives have resulted in benefits for customers and the end users as enumerated below:

- Synchronization of Diesel Generator with purchased electricity to ensure the fuel economy which result in emission reduction.
- Reducing exhaust emissions.
- Improving fuel economy and consequent reduction in CO<sub>2</sub>.
- Optimum cost/benefit ratio for system solutions.
- Elimination of Hazards through alternate process.
- Reducing Power cost.

**(iii) In case of imported technology (imported during the last three years reckoned from the beginning of the financial year):**

Details of technology imported	Year of import	Whether the technology has been fully absorbed	If not fully absorbed, areas where absorption has not taken place, and the reasons thereof
Fuel Supply Module FSM D.30 SE (PDCL)	2017	Yes	NA
Global Rockwell Software for HFFS	2017	Yes	NA
FLS 1.3 System to measure a fuel level high (fuel level sensor) Product Class: 0580 (L-112916)	2018	Yes	NA
Protocol Handler (PH) stack (OBD II) Product Class: Software component for integration/A07810	2018	Yes	NA
Flow Wrapper Model 203E-LS (Length Slug) with 90 degree transfer device	2019	Yes	NA
Flowpack wrapper model 203E-CS (Cross Slug)	2019	Yes	NA
Servo driven portioning loader model ZHG-FS	2019	Yes	NA
Vibratory channels conveyor	2019	Yes	NA
Transport system by conveyor belt	2019	Yes	NA
Channelling table (Dribble Board)	2019	Yes	NA
Reduction table to reduce the number of lanes of products	2019	Yes	NA
Common Rail Pump CV-CB*8 (CB08, CB18, CB28)	2019	Yes	NA

**(iv) The expenditure incurred on Research and Development:**

Particulars	[Mio INR]
a) Capital	283
b) Revenue	4,040
c) Total	4,323
d) Total R&D expenditure as a percentage of Gross Sales	5%

**C. Foreign Exchange Earnings and Outgo:**

Sl. No.	Particulars	[Mio INR]
a)	Export activities:	
	Exports	7,869
b)	Total foreign exchange used and earned:	
	Foreign exchange used (including capital assets)	22,148
	Foreign exchange earned	4860

For and on behalf of the Board of Directors

Soumitra Bhattacharya  
DIN: 02783243  
Managing Director

Jan-Oliver Röhrli  
DIN: 07706011  
Joint Managing Director

Date: May 22, 2020  
Place: Bengaluru

# Annexure 'G' to the Report of the Directors

## SECRETARIAL AUDIT REPORT

For the financial year ended 31 March, 2020

[Pursuant to section 204(1) of the Companies Act, 2013 and Rule No. 9 of the Companies (Appointment and Remuneration of Managerial Personnel) Rules, 2014]

To,  
The Members,  
Bosch Limited  
Hosur Road, Adugodi,  
Bengaluru - 560030

I have conducted the Secretarial Audit of the compliance of applicable statutory provisions and the adherence to good corporate practices by Bosch Limited (hereinafter called "the Company"). Secretarial Audit was conducted in a manner that provided me a reasonable basis for evaluating the corporate conduct/statutory compliances and expressing my opinion thereon.

Based on my verification of the Company's books, papers, minute books, forms and returns filed and other records maintained by the Company and also the information provided by the Company, its officers, agents and authorised representatives during the conduct of Secretarial Audit, I hereby report that in my opinion, the Company has, during the audit period covering the financial year ended on 31 March, 2020, complied with the statutory provisions listed hereunder and also that the Company has proper Board-processes and compliance-mechanism in place to the extent, in the manner and subject to the reporting made hereinafter:

I have examined the books, papers, minute books, forms and returns filed and other records maintained by the Company for the financial year ended on 31 March, 2020 according to the provisions of:

- (i) The Companies Act, 2013 (the Act) and the rules made thereunder;
- (ii) The Securities Contracts (Regulation) Act, 1956 ('SCRA') and the rules made thereunder;
- (iii) The Depositories Act, 1996 and the Regulations and Bye-laws framed thereunder;
- (iv) Foreign Exchange Management Act, 1999 and the rules and regulations framed thereunder to the extent of foreign direct investment. The provisions of external commercial borrowings and overseas direct investment were not applicable to the Company.
- (v) The following Regulations and Guidelines prescribed under the Securities and Exchange Board of India Act, 1992 ('SEBI Act'):-
  - (a) The Securities and Exchange Board of India (Substantial Acquisition of Shares and Takeovers) Regulations, 2011;
  - (b) The Securities and Exchange Board of India (Prohibition of Insider Trading) Regulations, 2015;
  - (c) The Securities and Exchange Board of India (Issue of Capital and Disclosure Requirements) Regulations, 2018; (Not applicable to the Company during the audit period)
  - (d) The Securities and Exchange Board of India (Share Based Employee Benefits) Regulations, 2014; (Not applicable to the Company during the audit period)
  - (e) The Securities and Exchange Board of India (Issue and Listing of Debt Securities) Regulations, 2008; (Not applicable to the Company during the audit period)
  - (f) The Securities and Exchange Board of India (Registrars to an Issue and Share Transfer Agents) Regulations, 1993 regarding the Companies Act and dealing with client;
  - (g) The Securities and Exchange Board of India (Delisting of Equity Shares) Regulations, 2009; (Not applicable to the Company during the audit period); and
  - (h) The Securities and Exchange Board of India (Buyback of Securities) Regulations, 2018 (Not applicable to the Company during the audit period);
- (vi) As per the representation made by the Company, no law was applicable specifically to the Company.

I have also examined compliance with the applicable clauses of the following:



- (i) Secretarial Standards issued by the Institute of Company Secretaries of India.
- (ii) The Securities and Exchange Board of India (Listing Obligations and Disclosure Requirements) Regulations, 2015.

During the period under review the Company has complied with the provisions of the Act, Rules, Regulations, Guidelines, Standards, etc. mentioned above except that trading in 2 (two) equity shares of the Company by a designated person during the window closure period from April 3, 2019 to May 23, 2019, is yet to be reported to the Securities and Exchange Board of India as mandated by the Company's Code of Conduct to regulate, monitor and report trading by insiders.

I further report that:

The Board of Directors of the Company is duly constituted with proper balance of Executive Directors, Non-Executive Directors and Independent Directors. The changes in the composition of the Board of Directors that took place during the period under review were carried out in compliance with the provisions of the Act.

Adequate notice is given to all directors to schedule the Board Meetings, agenda and detailed notes on agenda were sent at least seven days in advance, and a system exists for seeking and obtaining further information and clarifications on the agenda items before the meeting and for meaningful participation at the meeting.

As per the minutes of the meetings duly recorded and signed by the Chairman, the decisions of the Board were unanimous and no dissenting views have been recorded.

I further report that there are adequate systems and processes in the Company commensurate with the size and operations of the Company to monitor and ensure compliance with applicable laws, rules, regulations and guidelines.

I further report that during the audit period, no specific events / actions took place having a major bearing on the Company's affairs in pursuance of the above referred laws, rules, regulations, guidelines, standards, etc. referred to above.

Place: Pune

Date: 20 May 2020

Sachin Bhagwat

ACS: 10189

CP: 6029

UDIN: A010189B000259361

This report is to be read with my letter of even date which is annexed as Annexure and forms an integral part of this report.

## Annexure

To,  
The Members,  
Bosch Limited, Hosur Road, Adegodi, Bengaluru - 560030

My report of even date is to be read along with this letter:

1. Maintenance of secretarial records is the responsibility of the management of the Company. My responsibility is to express an opinion on these secretarial records based on my audit.
2. I have followed the audit practices and processes as were appropriate to obtain reasonable assurance about the correctness of the contents of the secretarial records. The verification was done on test basis to ensure that correct facts are reflected in secretarial records. I believe that the process and practices I followed provide a reasonable basis for my opinion.
3. I have not verified the correctness and appropriateness of financial records and books of accounts of the Company.
4. Wherever required, I have obtained Management Representation about the compliance of laws, rules and regulations and happening of events, etc.
5. The compliance of the provisions of corporate and other applicable laws, rules, regulations, standards is the responsibility of management. My examination was limited to the verification of procedures on test basis.
6. The Secretarial Audit report is neither an assurance as to future viability of the Company nor of the efficacy or effectiveness with which the management has conducted the affairs of the Company.

Sachin Bhagwat

ACS: 10189

CP 6029

Place: Pune

Date: 20 May, 2020

UDIN: A010189B000259361

## Annexure 'H' to the Report of the Directors

### FORM NO. MGT - 9

### EXTRACT OF ANNUAL RETURN

(As on the Financial Year ended March 31, 2020)

[Pursuant to Section 92(3) of the Companies Act, 2013, and rule 12(1) of the Companies (Management and Administration) Rules, 2014, as amended]

#### I. REGISTRATION AND OTHER DETAILS:

Sl. No.	Particulars	Details
1.	CIN	L85110KA1951PLC000761
2.	Registration Date	12.11.1951
3.	Name of the Company	Bosch Limited
4.	Category / Sub-Category of the Company	Public Limited Company having Share Capital
5.	Address of the Registered office and Contact details	Hosur Road, Adugodi, Bengaluru - 560 030 Tel : 080 6752 1750, 6752 2315 Website : <a href="http://www.bosch.in">www.bosch.in</a> E-mail : <a href="mailto:investor@in.bosch.com">investor@in.bosch.com</a>
6.	Whether listed company	Yes
7.	Name, Address and Contact details of Registrar and Transfer Agent (RTA), if any	Integrated Registry Management Services Private Limited 30, Ramana Residency, 4 <sup>th</sup> Cross, Malleswaram, Bengaluru – 560003. Tel: 080 23460815 - 818 E-mail : <a href="mailto:giri@integratedindia.in">giri@integratedindia.in</a>

#### II. PRINCIPAL BUSINESS ACTIVITIES OF THE COMPANY:

All the business activities contributing 10% or more of the total turnover of the Company are given below:-

Sl. No.	Name and Description of main products / services	NIC Code of the Product / service	% to total turnover of the company
1.	Fuel Injection Equipment & Components	29104	72%

#### III. PARTICULARS OF HOLDING, SUBSIDIARY AND ASSOCIATE COMPANIES:

Sl. No.	Name and Address of the Company	CIN / GLN	Holding / Subsidiary / Associate	% of shares held	Applicable Section
1.	Robert Bosch GmbH, Postfach 10 60 50 70049 Stuttgart Germany	NA (Body Corporate incorporated outside India)	Holding	67.76%	2(46)
2.	Robert Bosch Engineering and Business Solutions Private Limited, 123 Industrial Layout, Hosur Road, Bengaluru - 560 095	U72400KA1997PTC023164	Subsidiary of Holding Company	2.78%	2(46)

**III. PARTICULARS OF HOLDING, SUBSIDIARY AND ASSOCIATE COMPANIES:**

Sl. No.	Name and Address of the Company	CIN / GLN	Holding / Subsidiary / Associate	% of shares held	Applicable Section
3.	MICO Trading Private Limited, Hosur Road, Adugodu, Bengaluru - 560 030	U51109KA1992PTC013736	Subsidiary	100%	2(87) (ii)
4.	Newtech Filter India Private Limited, C/o ESys Information Technologies Private Limited Shed No. 5 Industrial Area, Village : Bairsen (Manjholi) Nalagarh Solan Himachal Pradesh - 174 101	U00291HP2006PTC001074	Associate	25%	2(6)
5.	PreBo Automotive Private Limited, No. 5, Kumbalgodu Industrial Area, Bengaluru - 560074	U50500KA2019PTC124184	Associate	40%	2(6)

**IV. SHARE HOLDING PATTERN (Equity Share Capital Breakup as percentage of Total Equity)****i) Category-wise Share Holding**

Category of Shareholders	No. of Shares held at the beginning of the year				No. of Shares held at the end of the year				% change during the year
	Demat	Physical	Total	% of Total Shares	Demat	Physical	Total	% of Total Shares	
<b>A. Promoters</b>									
<b>(1) Indian</b>									
(a) Individual/HUF	Nil	Nil	Nil	Nil	Nil	Nil	Nil	Nil	Nil
(b) Central Government	Nil	Nil	Nil	Nil	Nil	Nil	Nil	Nil	Nil
(c) State Government(s)	Nil	Nil	Nil	Nil	Nil	Nil	Nil	Nil	Nil
(d) Bodies Corporate	454,000	Nil	454,000	1.54	820,900	Nil	820,900	2.78	1.24
(e) Banks/FI	Nil	Nil	Nil	Nil	Nil	Nil	Nil	Nil	Nil
(f) Any other	Nil	Nil	Nil	Nil	Nil	Nil	Nil	Nil	Nil
Sub Total (A)(1)	454,000	Nil	454,000	1.54	820,900	Nil	820,900	2.78	1.24
<b>(2) Foreign</b>									
(a) NRI-Individuals	Nil	Nil	Nil	Nil	Nil	Nil	Nil	Nil	Nil
(b) Other-Individuals	Nil	Nil	Nil	Nil	Nil	Nil	Nil	Nil	Nil
(c) Bodies Corporate	20,351,224	Nil	20,351,224	69.00	19,984,324	Nil	19,984,324	67.76	-1.24
(d) Banks/FI	Nil	Nil	Nil	Nil	Nil	Nil	Nil	Nil	Nil
(e) Any other	Nil	Nil	Nil	Nil	Nil	Nil	Nil	Nil	Nil
Sub Total (A)(2)	20,351,224	Nil	20,351,224	69.00	19,984,324	Nil	19,984,324	67.76	-1.24
<b>Total Shareholding of Promoters (A)=(A)(1)+(A)(2)</b>	<b>20,805,224</b>	<b>Nil</b>	<b>20,805,224</b>	<b>70.54</b>	<b>20,805,224</b>	<b>Nil</b>	<b>20,805,224</b>	<b>70.54</b>	<b>0.00</b>

Category of Shareholders	No. of Shares held at the beginning of the year				No. of Shares held at the end of the year				% change during the year
	Demat	Physical	Total	% of Total Shares	Demat	Physical	Total	% of Total Shares	
<b>B. Public Shareholding</b>									
<b>(1) Institutions</b>									
(a) Mutual Funds/UTI	526,855	150	527,005	1.79	433,674	150	433,824	1.47	-0.32
(b) Banks/FI	44,281	5,090	49,371	0.17	32,166	5,090	37,256	0.13	-0.04
(c) Central Government	Nil	Nil	Nil	Nil	Nil	Nil	Nil	Nil	Nil
(d) State Government (s)	Nil	Nil	Nil	Nil	Nil	Nil	Nil	Nil	Nil
(e) Venture Capital Funds	Nil	Nil	Nil	Nil	Nil	Nil	Nil	Nil	Nil
(f) Insurance Companies	3,260,005	250	3,260,255	11.05	3,377,137	250	3,377,387	11.45	0.40
(g) FII/Foreign Portfolio Investors	2,213,779	Nil	2,213,779	7.51	2,217,708	Nil	2,217,708	7.52	0.01
(h) Foreign Venture Capital Funds	Nil	Nil	Nil	Nil	Nil	Nil	Nil	Nil	Nil
(i) Others (specify) Alternative Investment Funds	7,046	Nil	7,046	0.02	17,255	Nil	17,255	0.06	0.04
Sub-Total (B)(1)	6,051,966	5,490	6,057,456	20.54	60,77,940	5,490	6,083,430	20.63	0.09
<b>(2) Non-Institutions</b>									
<b>(a) Bodies Corporate</b>									
i. Indian	319,225	18,490	337,715	1.15	301,045	1,580	302,625	1.03	-0.12
ii. Overseas	Nil	Nil	Nil	Nil	Nil	Nil	Nil	Nil	Nil
<b>(b) Individuals</b>									
i. Individual Shareholders holding nominal share capital up to INR 1 lakh	1,749,705	109,335	1,859,040	6.30	1,699,892	84,522	1,784,414	6.05	-0.25
ii. Individual Shareholders holding nominal share capital in excess of INR 1 lakh	267,530	17,150	284,680	0.96	344,732	17,150	361,882	1.22	0.26
<b>(c) Others (specify)</b>									
i. Shares held by Pakistan citizens vested with the Custodian of enemy property	Nil	Nil	Nil	Nil	Nil	Nil	Nil	Nil	Nil
ii. Other Foreign Nationals	179	Nil	179	Nil	145	Nil	145	Nil	Nil
iii. Foreign Bodies	Nil	Nil	Nil	Nil	Nil	Nil	Nil	Nil	Nil
iv. NRI/OCBs	104,962	500	105,462	0.36	116,176	460	116,636	0.40	0.04
v. Clearing Members/ Clearing House	23,109	Nil	23,109	0.08	12,347	Nil	12,347	0.04	-0.04
vi. Trusts	20,775	Nil	20,775	0.07	26,937	Nil	26,937	0.09	0.02

Category of Shareholders	No. of Shares held at the beginning of the year				No. of Shares held at the end of the year				% change during the year
	Demat	Physical	Total	% of Total Shares	Demat	Physical	Total	% of Total Shares	
vii. Limited Liability Partnerships	Nil	Nil	Nil	Nil	Nil	Nil	Nil	Nil	Nil
viii. Foreign Portfolio Investor (Corporate)	Nil	Nil	Nil	Nil	Nil	Nil	Nil	Nil	Nil
ix. Qualified Foreign Investor	Nil	Nil	Nil	Nil	Nil	Nil	Nil	Nil	Nil
Sub Total (B)(2)	2,485,485	145,475	2,630,960	8.92	2,501,274	103,712	2,604,986	8.83	-0.09
<b>Total Public Shareholding (B)=(B)(1)+(B)(2)</b>	<b>8,537,451</b>	<b>150,965</b>	<b>8,688,416</b>	<b>29.46</b>	<b>8,579,214</b>	<b>109,202</b>	<b>8,688,416</b>	<b>29.46</b>	<b>0.00</b>
C. Shares held by Custodian for GDRs & ADRs	Nil	Nil	Nil	Nil	Nil	Nil	Nil	Nil	Nil
<b>GRAND TOTAL (A+B+C)</b>	<b>29,342,675</b>	<b>150,965</b>	<b>29,493,640</b>	<b>100.00</b>	<b>29,384,438</b>	<b>109,202</b>	<b>29,493,640</b>	<b>100.00</b>	<b>0.00</b>

## ii) Shareholding of Promoters:

Shareholders Name	Shareholding at the beginning of the year			Shareholding at the end of the year			% change in shareholding during the year
	No. of shares	% of total shares of the Company	% of Shares pledged / encumbered to total shares	No. of shares	% of total shares of the Company	% of Shares pledged / encumbered to total shares	
Robert Bosch GmbH	20,351,224	69.00	Nil	19,984,324	67.76	Nil	-1.24
Robert Bosch Engineering and Business Solutions Private Limited	454,000	01.54	Nil	820,900	02.78	Nil	1.24
<b>Total</b>	<b>20,805,224</b>	<b>70.54</b>	Nil	<b>20,805,224</b>	<b>70.54</b>	Nil	<b>0.00</b>

## iii) Change in Promoter/Promoter Group's Shareholding:

Shareholders Name	Shareholding at the beginning of the year		Cumulative Shareholding during the year	
	No. of shares	% of total shares of the Company	No. of shares	% of total shares of the Company

### 1. Robert Bosch GmbH

At the beginning of the year	20,351,224	69.00	-	-
<b>December 17, 2019 Decrease in shareholding (Promoter Inter-se transfer)</b>	(366,900)		19,984,324	67.76
At the end of the year (1)	-	-	19,984,324	67.76

### 2. Robert Bosch Engineering and Business Solutions Private Limited

At the beginning of the year	454,000	1.54		
<b>December 17, 2019 Increase in Shareholding (Promoter Inter-se transfer)</b>	366,900		820,900	2.78
At the end of the year (2)			820,900	2.78

**iv) Shareholding Pattern of top ten Shareholders (other than Directors, Promoters and Holders of GDRs and ADRs):**

Sl. No.	For Each of the Top 10 Shareholders	Shareholding at the beginning of the year		Cumulative shareholding during the year	
		No. of Shares	% of total shares of the Company	No. of Shares	% of total shares of the Company
1.	General Insurance Corporation of India	941,500	3.19		
Date	Purchase/(Sale)				
17-05-2019	Purchase	750		942,250	
24-05-2019	Purchase	250		942,500	
31-05-2019	Purchase	1,000		943,500	
21-06-2019	Purchase	2,500		946,000	
29-06-2019	Purchase	3,607		949,607	
05-07-2019	Purchase	2,830		952,437	
12-07-2019	Purchase	6,130		958,567	
19-07-2019	Purchase	4,623		963,190	
09-08-2019	Purchase	500		963,690	3.27
2.	Life Insurance Corporation of India	736,718	2.50		
Date	Purchase/(Sale)				
05-04-2019	Purchase	6,052		742,770	
12-04-2019	Purchase	9,758		752,528	
19-04-2019	Purchase	2,142		754,670	
26-04-2019	Purchase	3,731		758,401	
03-05-2019	Purchase	11,411		769,812	
10-05-2019	Purchase	10,562		780,374	
17-05-2019	Purchase	14,724		795,098	
24-05-2019	Purchase	27,320		822,418	
31-05-2019	Purchase	23,226		845,644	
26-07-2019	Purchase	66		845,710	
11-10-2019	Purchase	576		846,286	
18-10-2019	Purchase	5,800		852,086	
08-11-2019	Purchase	9,692		861,778	
15-11-2019	Purchase	5,655		867,433	
22-11-2019	Purchase	10,104		877,537	
29-11-2019	Purchase	366		877,903	2.98
3.	The New India Assurance Company Limited	837,000	2.84		
Date	Purchase/(Sale)				
09-08-2019	Sale	(2,863)		834,137	
16-08-2019	Sale	(688)		833,449	
30-08-2019	Sale	(5,000)		828,449	
27-09-2019	Sale	(7,291)		821,158	
30-09-2019	Sale	(724)		820,434	
04-10-2019	Sale	(1,748)		818,686	
18-10-2019	Sale	(1,800)		816,886	
25-10-2019	Sale	(3,200)		813,686	
08-11-2019	Sale	(5,000)		808,686	
22-11-2019	Sale	(1,650)		807,036	

Sl. No.	For Each of the Top 10 Shareholders	Shareholding at the beginning of the year		Cumulative shareholding during the year	
		No. of Shares	% of total shares of the Company	No. of Shares	% of total shares of the Company
29-11-2019	Sale	(2,700)		804,336	
06-12-2019	Sale	(650)		803,686	
13-12-2019	Sale	(743)		802,943	
20-12-2019	Sale	(3,435)		799,508	
27-12-2019	Sale	(822)		798,686	
03-01-2020	Sale	(3,545)		795,141	
10-01-2020	Sale	(800)		794,341	
17-01-2020	Sale	(2,000)		792,341	
24-01-2020	Sale	(5,000)		787,341	
21-02-2020	Sale	(1,820)		785,521	
28-02-2020	Sale	(1,900)		783,621	2.66
4.	United India Insurance Company Limited	365,164	1.24		
Date	Purchase/(Sale)				
01-11-2019	Sale	(1,380)		363,784	
08-11-2019	Sale	(2,000)		361,784	
15-11-2019	Sale	(2,000)		359,784	
22-11-2019	Sale	(3,000)		356,784	
29-11-2019	Sale	(5,850)		350,934	
06-12-2019	Sale	(2,986)		347,948	
13-12-2019	Sale	(1,955)		345,993	
20-12-2019	Sale	(2,255)		343,738	
27-12-2019	Sale	(1,823)		341,915	
31-12-2019	Sale	(1,500)		340,415	
03-01-2020	Sale	(2,066)		338,349	
17-01-2020	Sale	(575)		337,774	
24-01-2020	Sale	(1,047)		336,727	
31-01-2020	Sale	(792)		335,935	1.14
5.	Aditya Birla Sun Life Trustee Private Limited	200,049	0.68		
Date	Purchase/(Sale)				
05-04-2019	Purchase	4,542		204,591	
12-04-2019	Purchase	2,721		207,312	
26-04-2019	Sale	(9)		207,303	
24-05-2019	Purchase	342		207,645	
07-06-2019	Sale	(363)		207,282	
12-07-2019	Sale	(81)		207,201	
19-07-2019	Purchase	24		207,225	
26-07-2019	Purchase	3		207,228	
09-08-2019	Purchase	6		207,234	
13-09-2019	Sale	(24)		207,210	
20-09-2019	Purchase	3		207,213	
27-09-2019	Purchase	468		207,681	
18-10-2019	Purchase	17		207,698	
22-11-2019	Sale	(361)		207,337	
29-11-2019	Sale	(284)		207,053	
17-01-2020	Purchase	3		207,056	

Sl. No.	For Each of the Top 10 Shareholders	Shareholding at the beginning of the year		Cumulative shareholding during the year	
		No. of Shares	% of total shares of the Company	No. of Shares	% of total shares of the Company
24-01-2020	Sale	(16)		207,040	
31-01-2020	Sale	(725)		206,315	
07-02-2020	Purchase	9		206,324	
14-02-2020	Sale	(2661)		203,663	
06-03-2020	Purchase	600		204,263	
13-03-2020	Sale	(881)		203,382	
31-03-2020	Purchase	17		203,399	0.69
6.	The Oriental Insurance Company Limited	201,604	0.68	201,604	0.68
7.	National Insurance Company Limited	178,019	0.60	178,019	0.60
8.	First State Asian Equity Plus Fund	118,040	0.400		
Date	Purchase/(Sale)				
08-11-2019	Purchase	25,097		143,137	
06-12-2019	Sale	(2,264)		140,873	
13-12-2019	Sale	(2,181)		138,692	0.47
9.	Aberdeen Global Indian Equity Limited	179,631	0.61		
Date	Purchase/(Sale)				
13-12-2019	Sale	(9,776)		169,855	
20-12-2019	Sale	(15,224)		154,631	
06-03-2020	Sale	(2,248)		152,383	
13-03-2020	Sale	(4,177)		148,206	
20-03-2020	Sale	(9,587)		138,619	
27-03-2020	Sale	(12,413)		126,206	0.43
10.	Vanguard Total International Stock Index Fund	113,548	0.38		
Date	Purchase/(Sale)				
05-04-2019	Purchase	2,009		115,557	
26-04-2019	Sale	(3,067)		112,490	
07-06-2019	Purchase	4,076		116,566	
14-06-2019	Purchase	2,132		118,698	
29-06-2019	Sale	(7,005)		111,693	
09-08-2019	Purchase	1,239		112,932	
06-09-2019	Purchase	2,242		115,174	
14-02-2020	Purchase	1,775		116,949	
21-02-2020	Purchase	1,148		118,097	0.40



**v) Shareholding of Directors and Key Managerial Personnel (KMP):**

Name of the Directors and KMP	Shareholding at the beginning of the year		Shareholding at the end of the year	
	No. of shares	% of total shares of the Company	No. of shares	% of total shares of the Company
<b>1. Dr. Gopichand Katragadda (Independent Director)</b>				
At the beginning of the year	42	-	-	-
<b>May 22, 2019</b>	(01)	-	41	-
<b>November 29, 2019 Decrease in shareholding</b>	(41)	-	0	-
At the end of the year	-	-	0	-
<b>2. Mr. Rajesh Parte (Company Secretary &amp; Compliance Officer)</b>				
At the beginning of the year	03	-	-	-
At the end of the year	-	-	03	-

**V. INDEBTEDNESS:**

The Company has not availed any loan.

**VI. REMUNERATION OF DIRECTORS AND KEY MANAGERIAL PERSONNEL****A. Remuneration to Managing Director (MD), Whole-Time Directors (WTD) and/or Manager:**

[Mio INR]

Sl. no.	Particulars of Remuneration	Mr. Soumitra Bhattacharya (Managing Director)	Dr. Andreas Wolf (Joint Managing Director up to 31.12.19)	Mr. Jan-Oliver Röhl (Joint Managing Director from 01.01.20)	Mr. S. C. Srinivasan (CFO & Executive Director from 01.01.20)	Mr. Sandeep Nelamangala (Whole time Director from 01.01.20)	Total Amount	
1.	Gross salary							
	(a) Salary as per provisions contained in section 17(1) of the Income-tax Act, 1961	27.99	21.82	34.52	22.62	03.80	110.75	
	(b) Value of perquisites u/s 17(2) Income-tax Act, 1961	13.58	14.19	8.66	9.51	0.48	46.42	
	(c) Profits in lieu of salary under section 17(3) Income-tax Act, 1961	-	-	-	-	-	-	
2.	Stock Option	-	-	-	-	-	-	
3.	Sweat Equity	-	-	-	-	-	-	
4.	Commission	30.13	49.29	33.05	13.46	-	125.93	
	-As a % of profit	-	-	-	-	-	-	
	-Others, specify	-	-	-	-	-	-	
5.	Others –Contribution to funds	6.68	1.03	1.38	5.28	0.72	15.09	
	TOTAL (A)	78.38	86.33	77.61	50.87	5.00	298.19	
	Ceiling as per the Act	(being 10% of the net profits of the Company as per Section 198 of the Companies Act, 2013)						<b>906</b>

**B. Remuneration to other directors:**

[Mio INR]

Sl. no.	Particulars of Remuneration	Mr. V. K. Viswanathan*	Mr. Bernhard Steinruecke	Dr. Gopichand Katragadda	Mr. Bhaskar Bhat	Ms. Hema Ravichandar	Mr. S.V. Ranganath	Total (Amount)
1.	Independent directors							
	Fee for attending board/ committee meetings	-	0.17	0.12	0.14	0.17	0.17	0.77
	Commission	-	2.88	2.77	2.77	2.88	2.96	14.26
	Others specify	-	-	-	-	-	-	-
	Total (1)	-	3.05	2.89	2.91	3.05	3.13	15.03
	Other Non-Executive Directors							
	Fee for attending board/ committee meetings	0.08	-	-	-	-	-	0.08
	Commission	1.32	-	-	-	-	-	1.32
	Others specify	-	-	-	-	-	-	-
	Total (2)	1.40	-	-	-	-	-	1.40
	Total (B) =(1)+ (2)	1.40	3.05	2.89	2.91	3.05	3.13	16.43
	Total Managerial Remuneration*							314.62
	Over all Ceiling as per Act							<b>90.6</b>
							(being 1% of the net profit of the Company calculated as per Section 198 of the Companies Act, 2013)	

Note: Mr. Peter Tyroller and Dr. Straub, Non executive directors have waived their remuneration as directors.

\* During the year under review, Mr. V K Viswanathan, served as Non Executive Non Independent Director (up to 23.08.2019) for approximately 5 Months. Therefore, the Commission paid to him has been calculated on pro-rata basis.

# Total remuneration to Managing Director, Whole-time Director and other Directors [being the total of (A) and (B)]. The ceiling for the total remuneration to all directors is **MIO INR 996.60**, being 11 percent of the profits calculated as per Section 198 of the Companies Act, 2013.

**C. Remuneration To Key Managerial Personnel Other Than MD/Manager/WTD**

[Mio INR]

Sl. No.	Particulars of Remuneration	Rajesh Parte (Company Secretary & Compliance Officer)
1.	Gross salary	
	(a) Salary as per provisions contained in section 17(1) of the Income-tax Act, 1961	4.39
	(b) Value of perquisites u/s 17(2) Income-tax Act, 1961	0.27
	(c) Profits in lieu of salary under section 17(3) Income-tax Act, 1961	Nil
	Sweat Equity	Nil
	Commission	Nil
	- as % of profit	
	- others, specify	0.24
	Others- Contribution to funds	0.63
	Total (C)	5.53

**VII. PENALTIES / PUNISHMENT/ COMPOUNDING OF OFFENCES:**

During Financial Year 2019 - 20, there were no penalties/punishment/compounding of offences under the Companies Act, 2013.

For and on behalf of the Board of Directors

Place: Bengaluru  
Date: May 22, 2020

Jan-Oliver Röhl  
DIN: 07706011  
Joint Managing Director

Soutmitra Bhattacharya  
DIN: 02783243  
Managing Director

# Independent Auditor's Report

To the Members of Bosch Limited

## Report on the Audit of the Standalone Financial Statements

### Opinion

We have audited the accompanying standalone financial statements of BOSCH LIMITED ("the Company"), which comprise the Balance Sheet as at March 31, 2020, the Statement of Profit and Loss (including Other Comprehensive Income), the Cash Flow Statement and the Statement of Changes in Equity for the year then ended, and a summary of significant accounting policies and other explanatory information.

In our opinion and to the best of our information and according to the explanations given to us, the aforesaid standalone financial statements give the information required by the Companies Act, 2013 ("the Act") in the manner so required and give a true and fair view in conformity with the Indian Accounting Standards prescribed under section 133 of the Act read with the Companies (Indian Accounting Standards) Rules, 2015, as amended, ("Ind AS") and other accounting principles generally accepted in India, of the state of affairs of the Company as at March 31, 2020, and its profit, total comprehensive income, its cash flows and the changes in equity for the year ended on that date.

### Basis for Opinion

We conducted our audit of the standalone financial statements in accordance with the Standards on Auditing specified under section 143(10) of the Act (SAs). Our responsibilities under those Standards are further described in the Auditor's Responsibility for the Audit of the Standalone financial statements section of our report. We are independent of the Company in accordance with the Code of Ethics issued by the Institute of Chartered Accountants of India (ICAI) together with the ethical requirements that are relevant to our audit of the standalone financial statements under the provisions of the Act and the Rules made thereunder, and we have fulfilled our other ethical responsibilities in accordance with these requirements and the ICAI's Code of Ethics. We believe that the audit evidence obtained by us is sufficient and appropriate to provide a basis for our audit opinion on the standalone financial statements.

### Key Audit Matters

Key audit matters are those matters that, in our professional judgment, were of most significance in our audit of the standalone financial statements of the current period. These matters were addressed in the context of our audit of the standalone financial statements as a whole, and in forming our opinion thereon, and we do not provide a separate opinion on these matters. We have determined the matters described below to be the key audit matters to be communicated in our report.

Sr. No.	Key Audit Matter	Auditor's Response
1	<p><b>Provision towards various restructuring and transformational projects – Refer note 43</b></p> <p>The Company is undergoing major transformation with regard to structural and cyclical changes in automotive market and emerging opportunities in the electro mobility and mobility segment. On account of this, the Company has made additional provision towards various restructuring and transformational projects during the year amounting to Rs. 7,167 million (disclosed as an exceptional item in the Standalone Statement of Profit and Loss)</p> <p>We consider provision towards restructuring and transformational projects to be a key area of focus for our audit due to:</p> <ul style="list-style-type: none"> <li>the size of the provision</li> <li>the management's assessment of the obligation which is based on past settlements and best estimates of current expectations.</li> </ul>	<p>Our principal audit procedures performed, among other procedures, included the following:</p> <ol style="list-style-type: none"> <li>We obtained an understanding of the management's processes for assessing the requirements of provisions.</li> <li>We carried out testing of management's controls over recognising provision including assessment of the estimate involved and the timing of utilisation of the provisions.</li> <li>We verified the management's plan for restructuring and transformation projects which gives rise to a constructive obligation resulting in recognition of provisions.</li> <li>We tested the basis of provision created.</li> <li>We verified the approvals for the provisions created.</li> <li>We verified the arithmetical accuracy of the computations in creating the provisions.</li> <li>Assessed the accounting principles applied by the Company to measure and recognise the provisions in accordance with the Indian Accounting Standards, applicable regulatory financial reporting framework and other accounting principles generally accepted in India and ensured adequacy of disclosures.</li> </ol>

### Information Other than the Financial Statements and Auditor's Report Thereon

- The Company's Board of Directors is responsible for the other information. The other information comprises the information included in the "Financials at a Glance", "Directors' Report including Management Discussion and Analysis", including "Annexures to the Report of Directors" and "Report on Corporate Governance" but does not include the consolidated financial statements, standalone financial statements and our auditor's report thereon.
- Our opinion on the standalone financial statements does not cover the other information and we do not express any form of assurance conclusion thereon.
- In connection with our audit of the standalone financial statements, our responsibility is to read the other information and, in doing so, consider whether the other information is materially inconsistent with the standalone financial statements or our knowledge obtained during the course of our audit or otherwise appears to be materially misstated.
- If, based on the work we have performed, we conclude that there is a material misstatement of this other information, we are required to report that fact. We have nothing to report in this regard.

### Management's Responsibility for the Standalone Financial Statements

The Company's Board of Directors is responsible for the matters stated in section 134(5) of the Act with respect to the preparation of these standalone financial statements that give a true and fair view of the financial position, financial performance including other comprehensive income, cash flows and changes in equity of the Company in accordance with the Ind AS and other accounting principles generally accepted in India. This responsibility also includes maintenance of adequate accounting records in accordance with the provisions of the Act for safeguarding the assets of the Company and for preventing and detecting frauds and other irregularities; selection and application of appropriate accounting policies; making judgments and estimates that are reasonable and prudent; and design, implementation and maintenance of adequate internal financial controls, that were operating effectively for ensuring the accuracy and completeness of the accounting records, relevant to the preparation and presentation of the standalone financial statement that give a true and fair view and are free from material misstatement, whether due to fraud or error.

In preparing the standalone financial statements, management is responsible for assessing the Company's ability to continue as a going concern, disclosing, as applicable, matters related to going concern and using the going concern basis of accounting unless management either intends to liquidate the Company or to cease operations, or has no realistic alternative but to do so.

Those Board of Directors are also responsible for overseeing the Company's financial reporting process.

### Auditor's Responsibility for the Audit of the Standalone Financial Statements

Our objectives are to obtain reasonable assurance about whether the standalone financial statements as a whole are free from material misstatement, whether due to fraud or error, and to issue an auditor's report that includes our opinion. Reasonable assurance is a high level of assurance, but is not a guarantee that an audit conducted in accordance with SAs will always detect a material misstatement when it exists. Misstatements can arise from fraud or error and are considered material if, individually or in the aggregate, they could reasonably be expected to influence the economic decisions of users taken on the basis of these standalone financial statements.

As part of an audit in accordance with SAs, we exercise professional judgment and maintain professional skepticism throughout the audit. We also:

- Identify and assess the risks of material misstatement of the standalone financial statements, whether due to fraud or error, design and perform audit procedures responsive to those risks, and obtain audit evidence that is sufficient and appropriate to provide a basis for our opinion. The risk of not detecting a material misstatement resulting from fraud is higher than for one resulting from error, as fraud may involve collusion, forgery, intentional omissions, misrepresentations, or the override of internal control.
- Obtain an understanding of internal financial control relevant to the audit in order to design audit procedures that are appropriate in the circumstances. Under section 143(3)(i) of the Act, we are also responsible for expressing our opinion on whether the Company has adequate internal financial controls system in place and the operating effectiveness of such controls.
- Evaluate the appropriateness of accounting policies used and the reasonableness of accounting estimates and related disclosures made by the management.
- Conclude on the appropriateness of management's use of the going concern basis of accounting and, based on the audit evidence obtained, whether a material uncertainty exists related to events or conditions that may cast significant doubt on the Company's ability to continue as a going concern. If we conclude that a material uncertainty exists, we are required to draw attention in our auditor's report to the related disclosures in the standalone financial statements or, if such disclosures are inadequate, to modify our opinion. Our conclusions are based on the audit evidence obtained up to the date of our auditor's report. However, future events or conditions may cause the Company to cease to continue as a going concern.
- Evaluate the overall presentation, structure and content of the standalone financial statements, including the disclosures, and whether the standalone financial statements represent the underlying transactions and events in a manner that achieves fair presentation.

Materiality is the magnitude of misstatements in the standalone financial statements that, individually or in aggregate, makes it probable that the economic decisions of a reasonably knowledgeable user of the standalone financial statements may be influenced. We consider quantitative materiality and qualitative factors in (i) planning the scope of our audit work and in

evaluating the results of our work; and (ii) to evaluate the effect of any identified misstatements in the standalone financial statements.

We communicate with those charged with governance regarding, among other matters, the planned scope and timing of the audit and significant audit findings, including any significant deficiencies in internal control that we identify during our audit.

We also provide those charged with governance with a statement that we have complied with relevant ethical requirements regarding independence, and to communicate with them all relationships and other matters that may reasonably be thought to bear on our independence, and where applicable, related safeguards.

From the matters communicated with those charged with governance, we determine those matters that were of most significance in the audit of the standalone financial statements of the current period and are therefore the key audit matters. We describe these matters in our auditor's report unless law or regulation precludes public disclosure about the matter or when, in extremely rare circumstances, we determine that a matter should not be communicated in our report because the adverse consequences of doing so would reasonably be expected to outweigh the public interest benefits of such communication.

### Report on Other Legal and Regulatory Requirements

1. As required by Section 143(3) of the Act, based on our audit we report that:

- a) We have sought and obtained all the information and explanations which to the best of our knowledge and belief were necessary for the purposes of our audit.
- b) In our opinion, proper books of account as required by law have been kept by the Company so far as it appears from our examination of those books.
- c) The Balance Sheet, the Statement of Profit and Loss including Other Comprehensive Income, the Cash Flow Statement and Statement of Changes in Equity dealt with by this Report are in agreement with the books of account.
- d) In our opinion, the aforesaid standalone financial statements comply with the Ind AS specified under Section 133 of the Act.
- e) On the basis of the written representations received from the directors as on March 31, 2020 taken on record by the Board of Directors, none of the directors is disqualified as on March 31, 2020 from being appointed as a director in terms of Section 164(2) of the Act.
- f) With respect to the adequacy of the internal financial controls over financial reporting of the Company and the operating effectiveness of such controls, refer to our separate Report in "Annexure A". Our report expresses an unmodified opinion on the adequacy and operating effectiveness of the Company's internal financial controls over financial reporting.
- g) With respect to the other matters to be included in the Auditor's Report in accordance with the requirements of section 197(16) of the Act, as amended,

In our opinion and to the best of our information and according to the explanations given to us, the remuneration paid by the Company to its directors during the year is in accordance with the provisions of section 197 of the Act.

- h) With respect to the other matters to be included in the Auditor's Report in accordance with Rule 11 of the Companies (Audit and Auditors) Rules, 2014, as amended in our opinion and to the best of our information and according to the explanations given to us:
  - i. The Company has disclosed the impact of pending litigations on its financial position in its standalone financial statements;
  - ii. The Company has made provision, as required under the applicable law or accounting standards, for material foreseeable losses, if any, on long-term contracts including derivative contracts;
  - iii. There has been no delay in transferring amounts, required to be transferred, to the Investor Education and Protection Fund by the Company.

2. As required by the Companies (Auditor's Report) Order, 2016 ("the Order") issued by the Central Government in terms of Section 143(11) of the Act, we give in "Annexure B" a statement on the matters specified in paragraphs 3 and 4 of the Order.

For **DELOITTE HASKINS & SELLS LLP**  
Chartered Accountants  
(Firm's Registration No. 117366W/W-100018)

**S. Sundaresan**  
Partner  
(Membership No. 25776)  
UDIN: 20025776AAAACI4196

Place: Bengaluru  
Date: May 22, 2020

# Annexure “A” to the Independent Auditor’s Report

(Referred to in paragraph 1(f) under ‘Report on Other Legal and Regulatory Requirements’ section of our report of even date)

## Report on the Internal Financial Controls Over Financial Reporting under Clause (i) of Sub-section 3 of Section 143 of the Companies Act, 2013 (“the Act”)

We have audited the internal financial controls over financial reporting of BOSCH LIMITED (“the Company”) as of March 31, 2020 in conjunction with our audit of the standalone financial statements of the Company for the year ended on that date.

### Management’s Responsibility for Internal Financial Controls

The Company’s management is responsible for establishing and maintaining internal financial controls based on the internal control over financial reporting criteria established by the Company considering the essential components of internal control stated in the Guidance Note on Audit of Internal Financial Controls Over Financial Reporting issued by the Institute of Chartered Accountants of India. These responsibilities include the design, implementation and maintenance of adequate internal financial controls that were operating effectively for ensuring the orderly and efficient conduct of its business, including adherence to company’s policies, the safeguarding of its assets, the prevention and detection of frauds and errors, the accuracy and completeness of the accounting records, and the timely preparation of reliable financial information, as required under the Companies Act, 2013.

### Auditor’s Responsibility

Our responsibility is to express an opinion on the Company’s internal financial controls over financial reporting of the Company based on our audit. We conducted our audit in accordance with the Guidance Note on Audit of Internal Financial Controls Over Financial Reporting (the “Guidance Note”) issued by the Institute of Chartered Accountants of India and the Standards on Auditing prescribed under Section 143(10) of the Companies Act, 2013, to the extent applicable to an audit of internal financial controls. Those Standards and the Guidance Note require that we comply with ethical requirements and plan and perform the audit to obtain reasonable assurance about whether adequate internal financial controls over financial reporting was established and maintained and if such controls operated effectively in all material respects.

Our audit involves performing procedures to obtain audit evidence about the adequacy of the internal financial controls system over financial reporting and their operating effectiveness. Our audit of internal financial controls over financial reporting included obtaining an understanding of internal financial controls over financial reporting, assessing the risk that a material weakness exists, and testing and evaluating the design and operating effectiveness of internal control based on the assessed risk. The procedures selected depend on the auditor’s judgement, including the assessment of the risks of material misstatement of the financial statements, whether due to fraud or error.

We believe that the audit evidence we have obtained is sufficient and appropriate to provide a basis for our audit opinion on the Company’s internal financial controls system over financial reporting.

### Meaning of Internal Financial Controls Over Financial Reporting

A company’s internal financial control over financial reporting is a process designed to provide reasonable assurance regarding the reliability of financial reporting and the preparation of financial statements for external purposes in accordance with generally accepted accounting principles. A company’s internal financial control over financial reporting includes those policies and procedures that (1) pertain to the maintenance of records that, in reasonable detail, accurately and fairly reflect the transactions and dispositions of the assets of the company; (2) provide reasonable assurance that transactions are recorded as necessary to permit preparation of financial statements in accordance with generally accepted accounting principles, and that receipts and expenditures of the company are being made only in accordance with authorisations of management and directors of the company; and (3) provide reasonable assurance regarding prevention or timely detection of unauthorised acquisition, use, or disposition of the company’s assets that could have a material effect on the financial statements.

### Inherent Limitations of Internal Financial Controls Over Financial Reporting

Because of the inherent limitations of internal financial controls over financial reporting, including the possibility of collusion or improper management override of controls, material misstatements due to error or fraud may occur and not be detected. Also, projections of any evaluation of the internal financial controls over financial reporting to future periods are subject to the risk that the internal financial control over financial reporting may become inadequate because of changes in conditions, or that the degree of compliance with the policies or procedures may deteriorate.

### Opinion

In our opinion, to the best of our information and according to the explanations given to us the Company has, in all material respects, an adequate internal financial controls system over financial reporting and such internal financial controls over financial reporting were operating effectively as at March 31, 2020, based on the criteria for internal financial control over financial reporting established by the Company considering the essential components of internal control stated in the Guidance Note on Audit of Internal Financial Controls Over Financial Reporting issued by the Institute of Chartered Accountants of India.

For **DELOITTE HASKINS & SELLS LLP**  
Chartered Accountants  
(Firm’s Registration No. 117366W/W-100018)

**S. Sundaresan**  
Partner

(Membership No. 25776)  
UDIN: 20025776AAAACI4196

## Annexure “B” to the Independent Auditor’s Report

(Referred to in paragraph 2 under ‘Report on Other Legal and Regulatory Requirements’ section of our report of even date)

- (i) In respect of fixed assets,
- The Company has maintained proper records showing full particulars, including quantitative details and situation of fixed assets.
  - The Company has a program of verification of fixed assets to cover all the items in a phased manner over a period of three years which, in our opinion, is reasonable having regard to the size of the Company and the nature of its assets. Pursuant to the program, certain fixed assets were physically verified by the Management during the year. According to the information and explanations given to us, no material discrepancies were noticed on such verification.
  - According to the information and explanations given to us and the records examined by us and based on the examination of the registered sale deed / transfer deed / conveyance deed provided to us, we report that, the title deeds, comprising all the immovable properties of land and buildings which are freehold, are held in the name of the Company or the erstwhile name of the Company as at the balance sheet date.  
  
In respect of immovable properties of land and buildings that have been taken on lease and disclosed as fixed asset in the financial statements, the lease agreements are in the name of the Company or the erstwhile name of the Company, where the Company is the lessee in the agreement.
- (ii) As explained to us, the inventories were physically verified during the year by the Management at reasonable intervals and no material discrepancies were noticed on physical verification.
- (iii) The Company has not granted any loans, secured or unsecured, to companies, firms, Limited Liability Partnerships or other parties covered in the register maintained under section 189 of the Companies Act, 2013.
- (iv) In our opinion and according to the information and explanations given to us, the Company has complied with the provisions of Sections 185 and 186 of the Companies Act, 2013 in respect of grant of loans, making investments and providing guarantees and securities, as applicable.
- (v) According to the information and explanations given to us, the Company has not accepted any deposit during the year and does not have any unclaimed deposits as at March 31, 2020 and therefore, the provisions of clause 3(v) of the Order is not applicable.
- (vi) The maintenance of cost records has been specified by the Central Government under Section 148(1) of the Companies Act, 2013. We have broadly reviewed the cost records maintained by the Company pursuant to the Companies (Cost Records and Audit) Rules, 2014, as amended prescribed by the Central Government under sub-section (1) of Section 148 of the Companies Act, 2013, and are of the opinion that, prima facie, the prescribed cost records have been made and maintained. We have, however, not made a detailed examination of the cost records with a view to determine whether they are accurate or complete.
- (vii) According to the information and explanations given to us, in respect of statutory dues:
- The Company has generally been regular in depositing undisputed statutory dues, including Provident Fund, Employees’ State Insurance, Income-tax, Customs Duty, Goods and Service Tax, cess and other material statutory dues applicable to it with the appropriate authorities.
  - There were no undisputed amounts payable in respect of Provident Fund, Employees’ State Insurance, Income-tax, Customs Duty, Goods and Service Tax, cess and other material statutory dues in arrears as at March 31, 2020 for a period of more than six months from the date they became payable.
  - Details of dues of Income-tax, Sales Tax, Service Tax, Customs Duty, Excise Duty, and Value Added Tax which have not been deposited as on March 31, 2020 on account of disputes are given below:

Name of the statute	Nature of dues	Amount (Rs. in millions)	Period to which the amount relates	Forum where dispute is pending
Central Excise Act, 1944	Excise duty, interest and penalty	26	1985-88	Supreme Court
		359*	1998-2001, 2005-16	Customs, Excise and Service Tax Appellate Tribunal
		20	1992-94, 2009-14, 2015-17	Upto Commissioner level
Customs Act, 1962	Customs duty and interest	47*	2008-12, 2014-15	Customs, Excise and Service Tax Appellate Tribunal
		60	1991-92, 2009-10, 2012-13, 2014-15, 2017-20	Upto Commissioner level
Income-tax Act, 1961	Income tax and interest	0*	2012-13	Income Tax Appellate Tribunal
		0*	1979-80, 2011-12, 2013-16,	Commissioner of Income Tax (Appeals)
		1*	1983-84	Upto Commissioner level
Sales Tax Act and VAT laws	Sales tax, interest and penalty	73*	1996-2015, 2017-18	Sales Tax Appellate Tribunal
		183*	1995-2018	Upto Commissioner level
Goods and Service Tax Act	Goods and Service Tax transitional credit	15	2017-2018	Upto Commissioner level

\* Net of amount paid under protest.

- (viii) The company has not taken any loans or borrowings from financial institutions, banks and government or has not issued any debentures. Hence, reporting under clause 3(viii) of the Order is not applicable.
- (ix) The Company has not raised moneys by way of initial public offer or further public offer (including debt instruments) or term loans and hence reporting under clause 3(ix) of the Order is not applicable.
- (x) To the best of our knowledge and according to the information and explanations given to us, no fraud by the Company and no material fraud on the Company by its officers or employees has been noticed or reported during the year.
- (xi) In our opinion and according to the information and explanations given to us, the Company has paid / provided managerial remuneration in accordance with the requisite approvals mandated by the provisions of Section 197 read with Schedule V to the Companies Act, 2013.
- (xii) The Company is not a Nidhi Company and hence reporting under clause 3(xii) of the Order is not applicable.
- (xiii) In our opinion and according to the information and explanations given to us the Company is in compliance with Section 188 and 177 of the Companies Act, 2013, where applicable, for all transactions with the related parties and the details of related party transactions have been disclosed in the standalone financial statements as required by the applicable accounting standards.
- (xiv) During the year, the Company has not made any preferential allotment or private placement of shares or fully or partly convertible debentures and hence reporting under clause 3(xiv) of the Order is not applicable.
- (xv) In our opinion and according to the information and explanations given to us, during the year the Company has not entered into any non-cash transactions with its Directors or persons connected to its Directors to which Section 192 of the Companies Act, 2013 applies and accordingly reporting under clause 3(xv) of the Order is not applicable.
- (xvi) The Company is not required to be registered under Section 45-IA of the Reserve Bank of India Act, 1934.

For **DELOITTE HASKINS & SELLS LLP**  
Chartered Accountants  
(Firm's Registration No. 117366W/W-100018)

**S. Sundaresan**  
Partner  
(Membership No. 25776)  
UDIN: 20025776AAAACI4196

Place: Bengaluru  
Date: May 22, 2020



# Standalone Balance Sheet

[₹ in Millions (Mio INR)]

	Note No.	As at March 31, 2020	As at March 31, 2019
<b>A Assets</b>			
<b>1. Non-current assets</b>			
Property, plant and equipment	4(a)	9,729	10,108
Right of use assets	35(a)	2,225	-
Capital work-in progress	4(b)	4,870	6,442
Investment properties	5	1,466	1,649
Investments in subsidiary, associate and joint venture	6	208	176
Financial assets			
(i) Investments	7(a)(i)	37,239	37,991
(ii) Loans	7(c)	1,096	1,063
Current tax assets (net)	15	909	-
Deferred tax assets (net)	8	4,566	4,596
Other non-current assets	9	700	640
<b>Total non-current assets</b>		<b>63,008</b>	<b>62,665</b>
<b>2. Current assets</b>			
Inventories	10	11,159	14,443
Financial assets			
(i) Investments	7(a)(ii)	2,968	2,371
(ii) Trade receivables	7(b)	14,130	15,675
(iii) Cash and cash equivalents	7(d)	2,552	1,910
(iv) Bank balances other than (iii) above	7(e)	20,008	10,617
(v) Loans	7(c)	6,092	4,587
(vi) Other financial assets	7(f)	9,077	9,087
Other current assets	11	4,206	5,741
<b>Total current assets</b>		<b>70,192</b>	<b>64,431</b>
<b>Total assets (1+2)</b>		<b>133,200</b>	<b>127,096</b>
<b>B Equity and Liabilities</b>			
<b>1. Equity</b>			
Equity share capital	12(a)	295	295
Other equity			
(i) Reserves and surplus	12(b)	85,763	82,917
(ii) Other reserves	12(c)	6,636	8,050
<b>Total equity</b>		<b>92,694</b>	<b>91,262</b>
<b>2. Liabilities</b>			
<b>Non-current liabilities</b>			
Financial liabilities			
(i) Financial Lease liabilities	35(b)	521	-
(ii) Other financial liabilities	13(a)	27	107
Provisions	14	3,268	3,416
<b>Total non-current liabilities</b>		<b>3,816</b>	<b>3,523</b>
<b>Current liabilities</b>			
Financial liabilities			
(i) Trade payables	13(b)		
total outstanding dues to micro enterprises and small enterprises		516	619
total outstanding dues of creditors other than micro enterprises and small enterprises		15,534	15,156
(ii) Financial Lease liabilities	35(b)	218	-
(iii) Other financial liabilities	13(a)	4,762	4,725
Provisions	14	12,911	7,749
Current tax liabilities (net)	15	-	158
Other current liabilities	16	2,749	3,904
<b>Total current liabilities</b>		<b>36,690</b>	<b>32,311</b>
<b>Total liabilities</b>		<b>40,506</b>	<b>35,834</b>
<b>Total equity and liabilities (1+2)</b>		<b>133,200</b>	<b>127,096</b>

Summary of significant accounting policies

2

The accompanying notes are an integral part of these standalone financial statements.

In terms of our report attached

For Deloitte Haskins & Sells LLP  
Chartered AccountantsS. Sundaresan  
PartnerPlace: Bengaluru  
Date: May 22, 2020

For and on behalf of the Board

Soumitra Bhattacharya (DIN: 02783243) Managing Director  
Jan-Oliver Röhl (DIN: 07706011) Joint Managing Director  
S.C. Srinivasan (DIN: 02327433) CFO & Executive DirectorRajesh Parte  
Place: Mumbai

Company Secretary &amp; Compliance Officer

# Standalone Statement of Profit and Loss

[₹ in Millions (Mio INR)]

	Note No.	For the year ended March 31, 2020	For the year ended March 31, 2019
<b>Continuing operations</b>			
Revenue from operations :			
Sale of products		89,441	116,150
Sale of services		5,705	2,587
Other operating revenue	17	3,270	2,113
		<b>98,416</b>	<b>120,850</b>
Other income	18	5,466	5,954
<b>Total revenue</b>		<b>103,882</b>	<b>126,804</b>
<b>Expenses :</b>			
Cost of materials consumed	19	23,047	28,756
Purchases of stock-in-trade	20	27,813	39,676
Changes in inventories of finished goods, work-in-progress and stock-in-trade	21	2,234	(1,680)
Employee benefit expense	22	12,685	13,507
Finance costs	23	102	133
Depreciation and amortisation expense	24	3,833	4,022
Other expenses	25	17,804	19,050
<b>Total expenses</b>		<b>87,518</b>	<b>103,464</b>
<b>Profit before exceptional items and tax</b>		<b>16,364</b>	<b>23,340</b>
<b>Exceptional item</b>	43	7,167	-
<b>Profit before tax from continuing operations</b>		<b>9,197</b>	<b>23,340</b>
Tax expense of continuing operations			
Current tax	26		
(i) for the year		3,524	7,589
(ii) relating to earlier years		(199)	(538)
Deferred tax charge/ (credit)		(1,424)	355
<b>Total tax expense</b>		<b>1,901</b>	<b>7,406</b>
<b>Profit from continuing operations before impact of tax rate change</b>		<b>7,296</b>	<b>15,934</b>
Tax expense - Impact of change in the tax rate on opening deferred tax asset	26	1,448	-
<b>Profit from continuing operations</b>		<b>5,848</b>	<b>15,934</b>
<b>Discontinued Operation</b>			
Profit before tax from discontinued operation	33	871	70
Tax expense of discontinued operation	33	221	24
<b>Profit after tax from discontinued operation</b>		<b>650</b>	<b>46</b>
<b>Profit for the year</b>		<b>6,498</b>	<b>15,980</b>
<b>Other comprehensive income (OCI)</b>			
Items that will not be reclassified to profit or loss			
Changes in fair value of the equity instruments	12(c)	(1,436)	862
Income tax relating to above	12(c) & 8	22	(22)
Remeasurement of post-employment benefit obligations	12(b)	109	238
Income tax relating to above	12(b) & 8	(28)	(81)
<b>Other comprehensive income for the year (Net of tax)</b>		<b>(1,333)</b>	<b>997</b>
<b>Total comprehensive income for the year</b>		<b>5,165</b>	<b>16,977</b>
Earnings per share of nominal value of Rs. 10/- each - Basic and Diluted from continuing operations	36	198	524
Earnings per share of nominal value of Rs. 10/- each - Basic and Diluted from discontinued operation	36	22	1
Earnings per share of nominal value of Rs. 10/- each - Basic and Diluted each from continuing operations and discontinued operation	36	220	525
Summary of significant accounting policies	2		

The accompanying notes are an integral part of these standalone financial statements.

In terms of our report attached

For Deloitte Haskins & Sells LLP  
Chartered Accountants

S. Sundaresan  
Partner

Place: Bengaluru  
Date: May 22, 2020

For and on behalf of the Board

Soumitra Bhattacharya (DIN: 02783243) Managing Director  
Jan-Oliver Röhl (DIN: 07706011) Joint Managing Director  
S.C. Srinivasan (DIN: 02327433) CFO & Executive Director

Rajesh Parte  
Place: Mumbai

Company Secretary & Compliance Officer

# Standalone Cash Flow Statement

[₹ in Millions (Mio INR)]

	Note No.	For the year ended March 31, 2020	For the year ended March 31, 2019
<b>A. Cash flow from operating activities</b>			
Profit before income tax from continuing operations		9,197	23,340
Profit before income tax from discontinued operation		871	70
Adjustments for :			
Depreciation and impairment expense	4(a)	4,445	4,045
Unrealised exchange loss (net)		163	42
Investment property written off	5	42	-
(Profit)/ Loss on sale of property, plant and equipment (net)	18	(66)	(10)
Provision for doubtful debts	17 & 25	(39)	37
Bad debts written off	25	71	45
Provision/ liabilities no longer required written back	17	(31)	(30)
Rental income	17	(1,130)	(1,043)
Gain on sale of business	33	(950)	-
Dividend from equity investments designated at FVOCI	18	(66)	(74)
Interest income	18	(2,948)	(2,769)
Net gain on financial assets measured at FVTPL	18	(2,054)	(3,093)
Amortisation of deferred government grant income	18	-	(7)
Government grant	4(a)	161	-
Finance cost	23	102	89
Operating profit before working capital changes		7,768	20,642
Changes in working capital:			
(Increase)/ decrease in inventories		2,825	(2,185)
(Increase)/ decrease in trade receivables		1,302	345
(Increase)/ decrease in other financial assets		(9)	90
(Increase)/ decrease in other current assets		1,385	(1,233)
(Increase)/ decrease in loans		(59)	47
(Increase)/ decrease in other non-current assets		12	(71)
(Increase)/ decrease in other bank balances		9	(122)
Increase / (decrease) in trade payables		366	(4,285)
Increase/ (decrease) in other financial liabilities		119	703
Increase/ (decrease) in provisions		5,232	(1,052)
Increase/ (decrease) in other current liabilities		(977)	875
Net cash generated from operations		17,973	13,754
Income taxes paid (net of refunds)	15	(4,612)	(7,822)
Net cash from operating activities		13,361	5,932
<b>B. Cash flow from investing activities</b>			
Additions to property, plant and equipment		(4,357)	(5,848)
Additions to Investment Property		(10)	(53)
Investment in Joint Venture		(32)	-
Proceeds from sale of property, plant and equipment		123	48
Proceeds from sale of business	33	1,494	-
Purchase of investments		(24,569)	(37,750)
Proceeds from sale of investments		25,341	53,571
Inter corporate deposit given		(10,400)	(7,850)
Inter corporate deposit repayment received		10,750	7,900
Loan to fellow subsidiaries given		(1,510)	(1,030)
Loan to fellow subsidiaries repayment received		30	80
Investment in deposit accounts (original maturity of more than 3 months)		(27,260)	(12,000)
Maturity of deposit accounts (original maturity of more than 3 months)		17,860	16,750
Dividends received		66	74
Rental income received		1,130	1,043
Interest received		2,615	2,724
Net cash from/ (used in) investing activities		(8,729)	17,659
<b>C. Cash flow from financing activities</b>			
Dividends paid		(3,095)	(3,052)
Dividend distribution tax		(636)	(627)
Buy Back of shares		-	(21,569)
Lease rentals paid		(259)	-
Interest paid		-	(60)
Net cash from/ (used in) financing activities		(3,990)	(25,308)
Net cash flows during the year (A+B+C)		642	(1,717)
Unrealised exchange gain/(loss) on cash and cash equivalents		-	-
Cash and cash equivalents at the beginning of the year		1,910	3,627
Cash and cash equivalents at the end of the year		2,552	1,910
	Note No.	As at March 31, 2020	As at March 31, 2019
Cash and cash equivalents as per above comprise of the following			
Cash and cash equivalents	7(d)	2,552	1,910
Balance as per statement of cash flows		2,552	1,910

Notes: (a) Above cash flow statement has been prepared under indirect method in accordance with the Indian Accounting Standard (Ind AS) 7 on "Statement of Cash Flows".

(b) Mutual Fund dividend reinvested has not been considered above as there was no cash inflow/ outflow.

(c) The accompanying notes are an integral part of these standalone financial statements.

In terms of our report attached

For Deloitte Haskins & Sells LLP  
Chartered Accountants

S. Sundaresan  
Partner

Place: Bengaluru  
Date: May 22, 2020

For and on behalf of the Board

Soumitra Bhattacharya (DIN: 02783243) Managing Director  
Jan-Oliver Röhr (DIN: 07706011) Joint Managing Director  
S.C. Srinivasan (DIN: 02327433) CFO & Executive Director

Rajesh Parte  
Place: Mumbai

Company Secretary & Compliance Officer

# Standalone Statement of changes in equity

## A Equity share capital

[₹ in Millions (Mio INR)]

	Note No.	Amount
As at April 1, 2018		305
Changes in equity share capital	13(a)	(10)
As at March 31, 2019		295
Changes in equity share capital		-
As at March 31, 2020		295

## B Other equity

[₹ in Millions (Mio INR)]

	Note No.	Reserves and surplus					Other reserves		
		Capital Reserve	Share Premium	Capital Redemption Reserve	General Reserve	Retained earnings	Total	FVOCI - equity instruments	Total other equity
<b>Balance at March 31, 2018</b>		39	8	76	21,862	70,313	92,298	7,210	99,508
Ind AS transition adjustments	31	-	-	-	-	(280)	(280)	-	(280)
<b>Balance at April 1, 2018</b>		<b>39</b>	<b>8</b>	<b>76</b>	<b>21,862</b>	<b>70,033</b>	<b>92,018</b>	<b>7,210</b>	<b>99,228</b>
Profit for the year		-	-	-	-	15,980	15,980	-	15,980
Other comprehensive income		-	-	-	-	157	157	840	997
<b>Total comprehensive income for the year</b>		<b>-</b>	<b>-</b>	<b>-</b>	<b>-</b>	<b>16,137</b>	<b>16,137</b>	<b>840</b>	<b>16,977</b>
Buyback of shares	42	-	-	10	(21,569)	-	(21,559)	-	(21,559)
Dividend	12(b)(v)	-	-	-	-	(3,052)	(3,052)	-	(3,052)
Dividend distribution taxes	12(b)(v)	-	-	-	-	(627)	(627)	-	(627)
<b>Balance at March 31, 2019</b>		<b>39</b>	<b>8</b>	<b>86</b>	<b>293</b>	<b>82,491</b>	<b>82,917</b>	<b>8,050</b>	<b>90,967</b>
Profit for the year		-	-	-	-	6,498	6,498	-	6,498
Other comprehensive income		-	-	-	-	81	81	(1,414)	(1,333)
<b>Total comprehensive income for the year</b>		<b>-</b>	<b>-</b>	<b>-</b>	<b>-</b>	<b>6,579</b>	<b>6,579</b>	<b>(1,414)</b>	<b>5,165</b>
Dividend	12(b)(v)	-	-	-	-	(3,097)	(3,097)	-	(3,097)
Dividend distribution taxes	12(b)(v)	-	-	-	-	(636)	(636)	-	(636)
<b>Balance at March 31, 2020</b>		<b>39</b>	<b>8</b>	<b>86</b>	<b>293</b>	<b>85,337</b>	<b>85,763</b>	<b>6,636</b>	<b>92,399</b>

The accompanying notes are an integral part of these standalone financial statements.

In terms of our report attached

For Deloitte Haskins & Sells LLP  
Chartered Accountants

S. Sundaresan  
Partner

Place: Bengaluru  
Date: May 22, 2020

For and on behalf of the Board

Soumitra Bhattacharya (DIN: 02783243) Managing Director  
Jan-Oliver Röhl (DIN: 07706011) Joint Managing Director  
S.C. Srinivasan (DIN: 02327433) CFO & Executive Director

Rajesh Parte  
Place: Mumbai

Company Secretary & Compliance Officer

## Notes to the Standalone Financial Statements for the year ended March 31, 2020

**Note 1: General Information**

Bosch Limited (the “Company”) is the flagship company of Robert Bosch Company in India. Headquartered out of Bengaluru, the Company has its key manufacturing facilities in Nashik, Naganathapura, Jaipur, Gangaikondan, Chennai and Bidadi. The Company has presence across automotive technology, industrial technology, consumer goods and energy and building technology. It manufactures and trades in products such as diesel and gasoline fuel injection systems, automotive aftermarket products, industrial equipments, electrical power tools, security systems and industrial and consumer energy products and solutions. The Company’s shares are listed on Bombay Stock Exchange (BSE) and National Stock Exchange (NSE).

The financial statements are approved for issue by the Company’s Board of Directors on May 22, 2020.

**Note 2: Summary of Significant Accounting Policies**

## (a) Basis of preparation:

## (i) Compliance with Ind AS

The financial statements are prepared in accordance with Indian Accounting Standards (Ind AS) notified under Section 133 of the Companies

## (ii) Historical cost convention

The financial statement has been prepared on a historical cost basis, except for:

- certain financial assets and liabilities (including derivative instruments) that are measured at fair value at the end of each reporting period; and
- defined benefit plans (plan assets measured at fair value at the end of each reporting period)

## (iii) The assets and liabilities have been classified as current or non-current as per the Company’s normal operating cycle and other criteria set out in the Schedule III to the Companies Act, 2013. Based on the nature of products and the time between the acquisition of assets for processing and their realisation in cash and cash equivalents, the Company has ascertained its operating cycle as 12 months for the purpose of current and non-current classification of assets and liabilities.

## (b) Revenue recognition:

The Company recognizes revenue under the core principle to depict the transfer of control to the Company’s customers in an amount reflecting the consideration the Company expects to be entitled.

- (i) Sale of products is recognised when the control in the goods are transferred to the buyer which is when the performance obligation is met, based on contract with customers. Revenue is based on price agreed with the customers and are net of returns, trade discounts, cash discounts, sales incentives, goods & service tax, etc.
- (ii) Sale of services with respect to fixed price contracts which extend over one accounting period is recognised on percentage of completion method over the period of contract with the customers. Revenue with respect to time-and-material contracts are recognised at the point of time when control is transferred to customer. Provisions for estimated losses, if any, on contracts which are in progress at the year end are recorded in the period in which such losses become probable based on the expected estimates at the reporting period.
- (iii) Rental income arising from operating lease of investment properties is accounted on accrual basis based on contractual terms with the lessee and is disclosed under other operating revenue in Statement of Profit and Loss.

## (c) Investments and other financial assets:

## (i) Classification

The Company classifies its financial assets under the following measurement categories:

- those to be measured subsequently at fair value through other comprehensive income (FVOCI) or fair value through profit and loss (FVTPL), and
- those measured at amortised cost.

The classification depends on the entity’s business model for managing the financial assets and the contractual terms of the cash flows.

For assets measured at fair value, gains and losses will either be recorded in the Statement of Profit or Loss or Other Comprehensive Income. For investments in debt instruments, this will depend on the business model in which the investment is held. For investments in equity instruments, this will depend on whether the Company has made an irrevocable election at the time of initial recognition to account for the equity instrument at fair value through Other Comprehensive Income.

The Company reclassifies debt investments when and only when its business model for managing those assets changes.

## (ii) Initial recognition and measurement

All financial assets are recognised initially at its fair value plus, in the case of financial assets not recorded at fair value through profit or loss, transaction costs that are attributable to the acquisition of the financial asset. Transaction costs of financial assets carried at fair value through profit or loss are expensed in Statement of Profit or Loss.

## (iii) Subsequent measurement

## Notes to the Standalone Financial Statements for the year ended March 31, 2020

Financial assets that are held for collection of contractual cash flows, where those cash flows represent solely payments of principal and interest, are measured at amortised cost.

Financial assets that are held for collection of contractual cash flows and for selling the financial assets, where the asset's cash flows represent solely payments of principal and interest, are measured at FVOCI. All equity investments are measured at fair value through other comprehensive income, except for investments in subsidiary/ associate which is measured at cost. Changes in the fair value of financial assets are recognised in Statement of Other Comprehensive Income. In those cases, there is no subsequent reclassification of fair value gains and losses to Statement of Profit and Loss.

Financial assets that do not meet the criteria for amortised cost or FVOCI are measured at FVTPL. A gain or loss on such financial assets that are subsequently measured at FVTPL and is recognised and presented net in the Statement of Profit and Loss within other income in the period in which it arises.

## (iv) Impairment of financial assets

Impairment losses (and reversal of impairment losses) on equity investments measured at FVOCI are not reported separately from other changes in fair value. The Company assesses the expected credit losses associated with its assets carried at amortised cost. The impairment methodology applied depends on whether there has been a significant increase in credit risk. Note 30 details how the company determines whether there has been a significant increase in credit risk. The losses arising from impairment are recognised in Statement of Profit or Loss.

For trade receivables only, the Company applies the simplified approach permitted by Ind AS 109 Financial Instruments, which requires expected lifetime losses to be recognised from initial recognition of the receivables.

## (v) Derecognition of financial assets

The Company derecognises a financial asset when the contractual right to the cash flows from the financial asset expire or it transfers substantially all risk and rewards of ownership of the financial asset. A gain or loss on such financial assets that are subsequently measured at amortised cost is recognised in the Statement of Profit or Loss when the asset is derecognised.

## (vi) Income recognition

Interest income

Interest income from financial assets measured at amortised cost is recognised using the effective interest rate method and are disclosed in Statement of Profit and Loss.

## (vii) Dividends

Dividends from equity instruments are recognised as other income in Statement of Profit and Loss only when the right to receive payment is established.

## (d) Property, plant and equipment:

Freehold land is carried at historical cost and other items of property, plant and equipment including capital spares are stated at cost of acquisition or construction less accumulated depreciation when, it is probable that future economic benefits associated with the item will flow to the Company and it can be used for more than one year and the cost can be measured reliably.

Subsequent costs are included in the asset's carrying amount or recognised as a separate asset, as appropriate, only when it meets the recognition criteria as mentioned above. The carrying amount of any component accounted for as a separate asset is derecognised when replaced. All other repairs and maintenance are charged to Statement of Profit or Loss during the reporting period in which they are incurred.

Gains and losses on disposal are determined by comparing proceeds with carrying amount. These are included in Statement of Profit or Loss within other income or expense.

Depreciation on property, plant and equipments is provided using the written down value method. As required under Schedule II to the Companies Act 2013, the Company periodically assesses the estimated useful life of its tangible assets based on the technical evaluation considering anticipated technological changes and actual usage of the assets. The estimated useful life is either equal to or lower than those prescribed under Part C of Schedule II to the Companies Act, 2013.

The estimated useful life for various property, plant and equipments is given below:

	Useful life (in years)
Buildings :	
Residential :	59
Factory/ Office :	29
Plant and machinery :	
General :	6
Data processing equipment :	3
Furniture and fixtures :	8
Office equipment :	5

## Notes to the Standalone Financial Statements for the year ended March 31, 2020

Vehicles : 5

In respect of specific assets including second hand plant and machinery, capital spares which are estimated to have a lower residual life than envisaged above, depreciation is provided based on the estimated lower residual life, where required.

Low value assets not exceeding INR 15,000/- per unit and all Research and Development assets (except for Buildings) are depreciated at 100% in the quarter of addition.

In respect of additions, depreciation is provided on pro-rata basis from the quarter of addition and in respect of disposals, the same is provided upto the quarter prior to disposal.

Cost of application software is expensed off on purchase.

(e) Investment properties:

Property that is held for rental income and that is not occupied by the Company, is classified as investment property. Investment properties are measured initially at cost, including related transaction cost. It is carried at cost less accumulated depreciation. Subsequent expenditure is capitalised to the asset's carrying amount only when it is probable that future economic benefits associated with the expenditure will flow to the Company and the cost can be measured reliably. All other repairs and maintenance costs are expensed when incurred. Subsequent to initial recognition, investment properties are measured in accordance with Ind AS 16 Property, Plant and Equipment's requirements for cost model.

Land is carried at historical cost, however, buildings are depreciated using the written down value method over their estimated useful lives as mentioned in 2(d) above.

An investment property is derecognised upon disposal or when the investment property is permanently withdrawn from use and no future economic benefits are expected from the disposal. Any gain or loss arising on derecognition of the property (calculated as difference between the net disposal proceeds and the carrying amount of the asset) is included in Statement of Profit or Loss in the period in which the property is derecognised.

(f) Trade receivables:

Trade receivables are recognised initially at fair value and subsequently measured at amortised cost less provision for impairment.

(g) Inventories:

Inventories are valued at lower of cost and net realisable value. Cost is generally ascertained on weighted average basis. Cost of raw materials, traded goods and indirect materials include cost of purchase and other costs incurred in bringing the inventories to their present location and condition. The cost of finished goods and work in progress comprises raw materials, direct labour, other direct costs and related production overheads. Net realisable value is the estimated selling price in the ordinary course of business less the estimated costs of completion and the estimated costs necessary to make the sale.

Obsolete/ slow moving inventories are adequately provided for.

(h) Employee benefits:

(i) Short term employee benefits:

All employee benefits that are expected to be settled wholly within twelve months after the end of the period in which the employees render the related service are classified as short term employee benefits, which include salaries, wages, short term compensated absences and performance incentives and are measured at the amounts expected to be paid when the liabilities are settled. The liabilities are presented as current employee benefit obligations in the Balance Sheet. These are recognised as expenses in the period in which the employee renders the related service.

(ii) Post-employment benefits:

Contributions towards Superannuation Fund, Pension Fund and government administered Provident Fund are treated as defined contribution schemes. In respect of contributions made to government administered Provident Fund, the Company has no further obligations beyond its monthly contributions. Such contributions are recognised as expense in the period in which the employee renders related service.

Provident Fund contributions made to Trusts administered by the Company are treated as defined benefit plan. The interest payable to the members of these Trusts shall not be lower than the statutory rate of interest declared by the Central Government under the Employees' Provident Funds and Miscellaneous Provisions Act, 1952 and shortfall, if any, shall be made good by the Company. The Company also provides for post employment defined benefit in the form of Gratuity. The cost of defined benefit is determined using the projected unit credit method, with actuarial valuation being carried out at each balance sheet date. Actuarial gains and losses in respect of the same are charged to the Other Comprehensive Income (OCI).

(iii) Other long term employee benefits:

All employee benefits other than post-employment benefits and termination benefits, which do not fall due wholly within twelve months after the end of the period in which the employees render the related service, including long term compensated absences, service awards, and ex-gratia are determined based on actuarial valuation carried out at each Balance Sheet date. Estimated liability on account of long term employee benefits is discounted to the present value using the yield on government bonds as the discounting rate for the term of obligations as on the date of the Balance Sheet. Actuarial gains and losses in respect of the same are charged to the Statement of Profit and

## Notes to the Standalone Financial Statements for the year ended March 31, 2020

Loss.

(iv) Termination benefits:

Termination benefits are payable when employment is terminated by the Company before the normal retirement date, or when an employee accepts voluntary retirement in exchange of these benefits. The Company recognises termination benefits at the earlier of the following dates: (a) when the Company can no longer withdraw the offer of those benefits; and (b) when the entity recognises costs for a restructuring that is within the scope of Ind AS 37 Provisions, Contingent Liabilities and Contingent Assets and involves the payment of termination benefits. The termination benefits are measured based on the number of employees expected to accept the offer in case of voluntary retirement scheme.

(i) Foreign currency transactions:

Items included in the standalone financial statements are measured using the currency of the primary economic environment in which entity operates ('the functional currency'). The standalone financial statements are presented in Indian rupee (INR), which is Company's functional and presentation currency.

Foreign currency transactions are recorded at the rate of exchange prevailing on the date of the transactions. At the year end, all the monetary assets and liabilities denominated in foreign currency are restated at the closing exchange rates. Exchange differences resulting from the settlement of such transactions and from the translation of such monetary assets and liabilities at the year end are recognised in the Statement of Profit and Loss.

(j) Leases:

As a lessee

The Company's lease asset classes primarily consist of leases for land and buildings. The Company assesses whether a contract contains a lease, at inception of a contract. A contract is, or contains, a lease if the contract conveys the right to control the use of an identified asset for a period of time in exchange for consideration. To assess whether a contract conveys the right to control the use of an identified asset, the group assesses whether: (1) the contract involves the use of an identified asset (2) the Company has substantially all of the economic benefits from use of the asset through the period of the lease and (3) the Company has the right to direct the use of the asset.

At the date of commencement of the lease, the Company recognizes a right-of-use asset ("ROU") and a corresponding lease liability for all lease arrangements in which it is a lessee, except for leases with a term of twelve months or less (short-term leases) and low value leases. For these short-term and low value leases, the Company recognizes the lease payments as an operating expense on a straight-line basis over the term of the lease.

Certain lease arrangements includes the options to extend or terminate the lease before the end of the lease term. ROU assets and lease liabilities includes these options when it is reasonably certain that they will be exercised.

The right-of-use assets are initially recognized at cost, which comprises the initial amount of the lease liability adjusted for any lease payments made at or prior to the commencement date of the lease plus any initial direct costs less any lease incentives. They are subsequently measured at cost less accumulated depreciation and impairment losses.

Right-of-use assets are depreciated from the commencement date on a straight-line basis over the shorter of the lease term and useful life of the underlying asset. Right of use assets are evaluated for recoverability whenever events or changes in circumstances indicate that their carrying amounts may not be recoverable. For the purpose of impairment testing, the recoverable amount (i.e. the higher of the fair value less cost to sell and the value-in-use) is determined on an individual asset basis unless the asset does not generate cash flows that are largely independent of those from other assets. In such cases, the recoverable amount is determined for the Cash Generating Unit (CGU) to which the asset belongs.

The lease liability is initially measured at amortized cost at the present value of the future lease payments. The lease payments are discounted using the interest rate implicit in the lease or, if not readily determinable, using the incremental borrowing rates in the country of domicile of the leases. Lease liabilities are remeasured with a corresponding adjustment to the related right of use asset if the group changes its assessment if whether it will exercise an extension or a termination option.

Lease liability and ROU asset have been separately presented in the Balance Sheet and lease payments have been classified as financing cash flows.

As a lessor

Leases for which the Company is a lessor is classified as a finance or operating lease. Whenever the terms of the lease transfer substantially all the risks and rewards of ownership to the lessee, the contract is classified as a finance lease. All other leases are classified as operating leases.

For operating leases, rental income is recognized on a straight line basis over the term of the relevant lease.

Transition

Effective April 1, 2019, the Company adopted Ind AS 116 and applied the standard to all lease contracts existing on April 1, 2019 using the modified retrospective method. On the date of initial application the Company has recognised equivalent lease liability and right of use asset without impacting opening reserves. Comparatives as at and for the year ended March 31, 2019 have not been retrospectively adjusted and therefore will continue to be reported under the accounting policies included as part of the Company's Annual Report for year ended March 31, 2019.

On transition, the adoption of the new standard resulted in recognition of "Right of Use" asset and "Lease liability"



## Notes to the Standalone Financial Statements for the year ended March 31, 2020

of the same amount.

The following is the summary of practical expedients elected on initial application:

1. Applied a single discount rate to a portfolio of leases of similar assets in similar economic environment with a similar end date
2. Applied the exemption not to recognize right-of-use assets and liabilities for leases with less than 12 months of lease term on the date of initial application
3. Excluded the initial direct costs from the measurement of the right-of-use asset at the date of initial application.
4. Applied the practical expedient to grandfather the assessment of which transactions are leases. Accordingly, Ind AS 116 is applied only to contracts that were previously identified as leases under IAS 17.

The difference between the lease obligation recorded as at March 31, 2019 under Ind AS 17 disclosed under Note 35(a) of the Annual Report for year ended March 31, 2019 and the value of the lease liabilities as at April 1, 2019 is primarily on account of inclusion of extension and termination options reasonably certain to be exercised, in measuring the lease liability in accordance with Ind AS 116 and discounting the lease liabilities to the present value under Ind AS 116.

(k) Income tax :

(i) Current tax:

Current tax is measured at the amount expected to be paid to the tax authorities in accordance with the provisions of Income-tax Act, 1961. Current tax assets and current tax liabilities are offset when there is a legally enforceable right to set off the recognised amounts and there is an intention to settle the asset and the liability on a net basis.

(ii) Deferred tax:

Deferred income tax is provided in full, using the liability method, on temporary differences arising between the tax bases of assets and liabilities and their carrying amounts in the financial statements.

Deferred tax assets are recognised and carried forward only if it is probable that sufficient future taxable income will be available against which such deferred tax assets can be realised. Deferred tax assets and liabilities are measured at the tax rates that have been enacted or substantively enacted as on the balance sheet date. Deferred tax assets and deferred tax liabilities are offset when there is a legally enforceable right to set off assets against liabilities representing current tax.

Current and deferred tax is recognised in the Statement of Profit and Loss, except to the extent that it relates to items recognised in Other Comprehensive Income. In this case, the tax is also recognised in Other Comprehensive Income.

(l) Impairment of assets:

At each Balance Sheet date, the Company assesses whether there is any indication that an asset may be impaired. If any such indication exists, the Company estimates the recoverable amount. If the carrying amount of the asset exceeds its estimated recoverable amount, an impairment loss is recognised in the Statement of Profit and Loss to the extent the carrying amount exceeds recoverable amount. The recoverable amount is the higher of an asset's fair value less costs of disposal and value in use. For the purpose of assessing impairment, assets are grouped at the lowest level of which that are separately identifiable cash inflows which are largely independent of the cash inflows from other assets or group of assets (cash-generating units). Non-financial assets that suffered an impairment are reviewed for possible reversal of the impairment at the end of each reporting period.

(m) Trade and other payables:

These amounts represent liabilities for goods and services provided to the Company prior to the end of financial year which are unpaid. The amounts are unsecured and are usually paid as per payment terms. They are recognised initially at their fair value and subsequently measured at amortised cost.

(n) Borrowings:

Borrowings are initially recognised at fair value, net of transaction costs incurred. Borrowings are subsequently measured at amortised cost using effective interest method.

(o) Provisions and Contingent Liabilities:

Provisions are recognised when the Company has a present legal or constructive obligation as a result of past events, for which it is probable that an outflow of resources embodying economic benefits will be required to settle the obligation and a reliable estimate of the amount can be made.

Provisions are measured at the present value of management's best estimate of the expenditure required to settle the present obligation at the end of the reporting period. The discount rate to determine the present value is a pre-tax rate that reflects current market assessments of the time value of money and the risks specific to the liability. The increase in the provision due to the passage of time is recognised as interest expense.

Contingent liabilities are disclosed when there is a possible obligation arising from past events, the existence of which will be confirmed only by the occurrence or non occurrence of one or more uncertain future events not wholly within the control of the company or a present obligation that arises from past events where it is either not probable that an outflow of resources will be required to settle or a reliable estimate of the amount cannot be made.

(p) Government grants:

Grants from the government are recognised at their fair value where there is a reasonable assurance that the grant will be received and the Company will comply with all attached conditions.

## Notes to the Standalone Financial Statements for the year ended March 31, 2020

Government grants relating to the purchase of property, plant and equipment are deducted while calculating the carrying amount of the asset resulting in reduced depreciation over the life of property, plant and equipment.

## (q) Segment Reporting

Segment reporting is based on the management approach with regard to segment identification, under which information regularly provided to the chief operating decision maker (CODM) for decision-making purposes is considered decisive. The executive directors are the chief operating decision maker of the company, who assess the financial position, performance and make strategic decisions.

Revenue and expenses have been identified to segments on the basis of their relationship to the operating activities of the segment. Inter-segment revenue have been accounted for based on the transaction price agreed to between segments which is primarily market based. Revenue and expenses, which relate to the Company as a whole and are not allocable to segments on a reasonable basis, have been included under "Unallocated corporate expenses/ income".

## (r) Cash and cash equivalents:

Cash and cash equivalents includes cash and cheques on hand, current accounts and fixed deposits accounts with banks with original maturities of three months or less that are readily convertible to known amounts of cash and which are subject to an insignificant risk of changes in value.

## (s) Derivatives and hedging activities:

The Company uses derivative financial instruments such as forward exchange contracts and currency option contracts to hedge its risks associated with foreign currency fluctuations. Such derivative contracts are not designated as hedges and are accounted for at Fair Value through Profit and Loss.

## (t) Embedded derivatives:

Derivatives embedded in a host contract that is an asset within the scope of Ind AS 109 Financial Instruments are not separated. Financial assets with embedded derivatives are considered in their entirety when determining whether their cash flows are solely payment of principal and interest.

Derivatives embedded in all other host contract are separated only if the economic characteristics and risks of the embedded derivative are not closely related to the economic characteristics and risks of the host and are measured at fair value through profit or loss. Embedded derivatives closely related to host contracts are not separated.

## (u) Discontinued operation:

A discontinued operation is a component of the entity that has been disposed and that represents a separate line of business. The results of discontinued operation is presented separately in the Statement of Profit and Loss.

## (v) Earning per share (basic and diluted):

Earning per share is calculated by dividing the profit attributable to owners of the company by the weighted average number of equity shares outstanding during the financial year.

**Note 3: Critical estimates and judgements**

The preparation of standalone financial statements in accordance with Ind AS requires that assumptions and estimates be made for some line items. This note provides the areas that involve a higher degree of judgement or complexity.

## (a) Estimation of current tax expense and payable - Note 26

Current tax is measured at the amount expected to be paid to the tax authorities in accordance with the provisions of Income tax Act, 1961. Deferred income tax is provided in full, using the liability method, on temporary differences arising between the tax bases of assets and liabilities and their carrying amounts in the financial statements. The recognition of deferred tax assets is premised on their future recoverability being probable.

## (b) Estimation of defined benefit obligation and other employee obligations - Note 27

Employee benefit obligations are measured using actuarial methods. This requires various assumptions, including with respect to salary trends, attrition rate, discounting factor, etc.

## (c) Estimation of provision for warranty claims - Note 14

Warranty estimates are established using historical information on the nature, frequency and average cost of warranty claims and also management estimates regarding possible future outflow on servicing the customers for any corrective action in respect of product failure which is generally expected to be settled within a period of 1 to 3 years.

## (d) Leases-Note 35

Ind AS 116 requires lessees to determine the lease term as the non-cancellable period of a lease adjusted with any option to extend or terminate the lease, if the use of such option is reasonably certain. The Company makes an assessment on the expected lease term on a lease-by-lease basis and thereby assesses whether it is reasonably certain that any options to extend or terminate the contract will be exercised. In evaluating the lease term, the Company considers factors such as any significant leasehold improvements undertaken over the lease term, costs relating to the termination of the lease and the importance of the underlying asset to operations taking into account the location of the underlying asset and the availability of suitable alternatives. The lease term in future periods is reassessed to ensure that the lease term reflects the current economic circumstances.

## Notes to the Standalone Financial Statements for the year ended March 31, 2020

**Note 4 (a) : Property, plant and equipment**

	Gross Block				Accumulated Depreciation and Impairment					Net Block			
	As at April 1, 2019	Reclassified on account of adoption of Ind AS 116 (Refer Note 35)	Additions	Deductions / Adjustments	As at March 31, 2020	As at April 1, 2019	Reclassified on account of adoption of Ind AS 116 (Refer Note 35)	Depreciation for the year	Impairment for the year	Deductions/ Adjustments	As at March 31, 2020	As at March 31, 2020	As at March 31, 2019
Land - Freehold	189 (189)	- (-)	- (-)	9 (-)	180 (189)	- (-)	- (-)	- (-)	- (-)	- (-)	- (-)	180 (189)	189 (189)
- Leasehold	1,653 (1,653)	1,653 (-)	- (-)	- (-)	- (1,653)	40 (30)	40 (-)	- (10)	- (-)	- (-)	- (40)	- (1,613)	1,613 (1,623)
Buildings [refer note (a) below]	4,725 (4,638)	- (-)	2,717 (87)	318 (-)	7,124 (4,725)	1,547 (1,193)	- (-)	512 (354)	- (-)	86 (-)	1,973 (1,547)	5,151 (3,178)	3,178 (3,445)
Buildings - R & D	26 (26)	- (-)	1 (-)	- (-)	27 (26)	5 (3)	- (-)	2 (2)	- (-)	- (-)	7 (5)	20 (21)	21 (23)
Plant and machinery [refer note (d) below]	18,454 (16,576)	- (-)	2,539 (2,136)	169 (258)	20,824 (18,454)	13,611 (10,737)	- (-)	2,640 (3,099)	577 (-)	86 (225)	16,742 (13,611)	4,082 (4,843)	4,843 (5,839)
Plant and machinery - R & D	801 (571)	- (-)	106 (230)	0 (-)	907 (801)	801 (571)	- (-)	106 (230)	- (-)	0 (-)	907 (801)	- (-)	- (-)
Office equipment	210 (182)	- (-)	61 (30)	10 (2)	261 (210)	162 (136)	- (-)	40 (28)	- (-)	7 (2)	195 (162)	66 (48)	48 (46)
Office equipment - R & D	9 (8)	- (-)	3 (1)	- (-)	12 (9)	9 (8)	- (-)	3 (1)	- (-)	- (-)	12 (9)	- (-)	- (-)
Furniture and fixtures	273 (240)	- (-)	115 (35)	16 (2)	372 (273)	197 (147)	- (-)	68 (52)	- (-)	11 (2)	254 (197)	118 (76)	76 (93)
Furniture and fixtures - R & D	17 (9)	- (-)	3 (8)	- (-)	20 (17)	17 (9)	- (-)	3 (8)	- (-)	- (-)	20 (17)	- (-)	- (-)
Vehicles	469 (404)	- (-)	51 (85)	18 (20)	502 (469)	329 (251)	- (-)	77 (93)	- (-)	16 (15)	390 (329)	112 (140)	140 (153)
Vehicles - R & D	1 (1)	- (-)	- (-)	- (-)	1 (1)	1 (1)	- (-)	- (-)	- (-)	- (-)	1 (1)	- (-)	- (-)
<b>Total</b>	<b>26,827</b> <b>(24,497)</b>	<b>1,653</b> <b>(-)</b>	<b>5,596</b> <b>(2,612)</b>	<b>540</b> <b>(282)</b>	<b>30,230</b> <b>(26,827)</b>	<b>16,719</b> <b>(13,086)</b>	<b>40</b> <b>(-)</b>	<b>3,451</b> <b>(3,877)</b>	<b>577</b> <b>(-)</b>	<b>206</b> <b>(244)</b>	<b>20,501</b> <b>(16,719)</b>	<b>9,729</b> <b>(10,108)</b>	<b>10,108</b> <b>(11,411)</b>

**Note 4 (b) : Capital work in progress**

4,870      6,442  
(6,442)    (3,132)

- (a) Impairment loss has been recognised on certain machines impacted by introduction of the new BS-VI norms [Refer Note 43].
- (b) Buildings include Mio INR 0 (2018-19: Mio INR 0) being the value of shares in co-operative housing societies.
- (c) Deductions/adjustments for the current year includes assets whose cost is Mio 418 INR and opening accumulated depreciation is Mio INR 303 as part of sale of packaging division [Refer Note 33].
- (d) Depreciation for the year includes depreciation towards discontinued operation amounting to Mio INR 35 (2018-19: Mio INR 23).
- (e) Deductions/adjustments for the current year includes Mio INR 161 of government grant.
- (f) Plant and machinery includes capital spares capitalised.
- (g) Capital work-in-progress mainly comprises plant and machinery and building under construction.
- (h) Refer note 39 for disclosure of contractual commitment for the acquisition of property, plant and equipment.
- (i) Figures in brackets relate to previous year.

## Notes to the Standalone Financial Statements for the year ended March 31, 2020

**Note 5 : Investment properties**

[₹ in Millions (Mio INR)]

	As at March 31, 2020	As at March 31, 2019
Gross carrying amount		
Opening gross carrying amount	2,164	2,160
Additions	10	4
Closing gross carrying amount	2,174	2,164
Accumulated depreciation		
Opening accumulated depreciation	619	451
Depreciation charge	151	168
Closing accumulated depreciation	770	619
Opening Capital work-in-progress	104	55
Closing Capital work-in-progress	62	104
	1,466	1,649

(i) Amounts recognised in Statement of Profit and Loss for investment properties

[₹ in Millions (Mio INR)]

	For the year ended March 31, 2020	For the year ended March 31, 2019
Rental income	1,130	1,043
Direct operating expenses from property that generated rental income	(52)	(33)
Profit from investment properties before depreciation	1,078	1,010
Depreciation charge	(151)	(168)
Profit from investment properties	927	842

(ii) Contractual obligations: Refer note no 41 for disclosure of contractual obligations relating to investment properties.

(iii) Fair value of investment properties:

[₹ in Millions (Mio INR)]

	As at March 31, 2020	As at March 31, 2019
Land	11,524	10,158
Building	5,837	5,896
	17,361	16,054

**Note 6 : Investments in subsidiary and associate :**

[₹ in Millions (Mio INR)]

	Number		Amount	
	As at March 31, 2020	As at March 31, 2019	As at March 31, 2020	As at March 31, 2019
Unquoted equity investments valued at cost (all fully paid)				
Associate (also a fellow subsidiary):				
Newtech Filter India Private Limited, equity shares of Rs.10/- each fully paid	17,500,000	17,500,000	175	175
Subsidiary :				
MICO Trading Private Limited, equity shares of Rs.10/- each fully paid	100,000	100,000	1	1
Joint Venture:				
PreBO Automotive Private Limited, equity shares of Rs.10/- each fully paid	3,200,000	-	32	-
	20,800,000	17,600,000	208	176

## Notes to the Standalone Financial Statements for the year ended March 31, 2020

**Note 7 (a): Investments****(i) Non-current investments**

[₹ in Millions (Mio INR)]

	Number		Amount	
	As at March 31, 2020	As at March 31, 2019	As at March 31, 2020	As at March 31, 2019
<b>Quoted investments</b>				
<b>(a) Investment in equity instruments valued at FVOCI:</b>				
ICICI Bank Limited (Quoted) Equity shares of Rs.2/- each fully paid	2,404,105	2,404,105	780	963
Housing Development Finance Corporation Limited (Quoted) Equity shares of Rs.2/- each fully paid	3,404,800	3,404,800	5,560	6,701
HDFC Bank Limited (Quoted) Equity shares of Rs.2/- each fully paid	377,000	188,500	325	437
<b>(b) Investment in bonds at amortised cost:</b>				
India Infrastructure Finance Corporation Limited				
8.41% Tax Free secured bonds of Rs.1,000/- each	100,000	100,000	100	100
8.16% Tax Free secured bonds of Rs.1,000/- each	850,000	850,000	850	850
Indian Railway Finance Corporation Limited				
7.55% Tax Free secured bonds of Rs.100,000/- each	200	200	20	20
8.00% Tax Free secured bonds of Rs.1,000/- each	54,445	54,445	54	54
8.23% Tax Free secured bonds of Rs.1,000/- each	1,500,000	1,500,000	1,500	1,500
7.07% Tax Free secured bonds of Rs.1,000/- each	90,600	90,600	91	91
6.70% Tax Free secured bonds of Rs.100,000/- each	-	5,000	-	500
Power Finance Corporation Limited				
8.20% Tax Free secured bonds of Rs.1,000/- each	71,197	71,197	71	71
National Highway Authority of India Limited				
8.20% Tax Free secured bonds of Rs.1,000/- each	433,981	433,981	434	434
7.14% Tax Free secured bonds of Rs.1,000/- each	85,709	85,709	86	86
National Thermal Power Corporation Limited				
8.19% Tax Free secured bonds of Rs.1,000,000/- each	400	400	400	400
7.11% Tax Free secured bonds of Rs.1,000/- each	37,474	37,474	37	37
National Housing Bank				
8.25% Tax Free secured bonds of Rs.5,000/- each	63,843	63,843	319	319
Rural Electrification Corporation Limited				
8.19% Tax Free secured bonds of Rs.1,000/- each	750,000	750,000	750	750
National Highway Authority Of India Limited (unquoted)				
5.25% Capital Gain Bonds of Rs.10,000/- each	-	500	-	5
<b>(c) Investment in Mutual Funds at FVTPL:</b>				
<b>ICICI Prudential Mutual Fund</b>				
ICICI Prudential FMP Series 82 - 1215 Days Plan H Direct Plan-Cumulative of Rs.10/- each	10,000,000	10,000,000	119	109
ICICI Prudential FMP Series 82 - 1185 Days Plan M Direct Plan-Cumulative of Rs.10/- each	30,000,000	30,000,000	356	326
ICICI Prudential Saving Fund-Direct Plan-Growth of Rs.100 each (Formerly known as ICICI Prudential Flexible Income Plan - Direct Plan - Growth Units of Rs.100/- each)	2,264,083	1,573,795	884	568
ICICI Prudential Short Term Fund-Direct Plan - Growth Option Units of Rs.10/- each	36,412,801	36,412,801	1,615	1,469
<b>HDFC Mutual Fund</b>				
HDFC FMP 1158D February 2018 (1)-Direct -Growth-Series 39 Units of Rs.10/- each	35,000,000	35,000,000	416	381
HDFC FMP 1105D August 2018 (1)-Direct -Growth-Series 42 Units of Rs.10/- each	15,000,000	15,000,000	175	160
HDFC FMP 1122D August 2018 (1)-Direct -Growth-Series 42-Units of Rs.10/- each	15,000,000	15,000,000	174	160
HDFC Floating Rate Debt Fund-Direct Plan-Wholesale Option-Growth Option units of Rs.10/- each (Formerly known as	22,646,706	22,646,706	801	741

## Notes to the Standalone Financial Statements for the year ended March 31, 2020

**Note 7 (a): Investments****(i) Non-current investments**

[₹ in Millions (Mio INR)]

	Number		Amount	
	As at March 31, 2019	As at March 31, 2018	As at March 31, 2019	As at March 31, 2018
HDFC Floating Rate Income Fund - Short Term Plan - Growth - Direct Plan Units of Rs.10/- each)				
HDFC Floating Rate Debt Fund-Regular Plan-Wholesale Option-Growth Option units of Rs.10/- each (Formerly known as HDFC Floating Rate Income Fund-Short Term Plan-Regular Plan-Wholesale Option-Growth Option units of Rs.10/- each)	12,218,255	12,218,255	429	397
HDFC Short Term Debt Fund-Direct Plan -Growth Option units of Rs.10/- each (Formerly known as HDFC Short Term Opportunities Fund - Direct Plan -Growth Option units of Rs.10/- each)	72,479,132	72,479,132	1,659	1510
<b>SBI Mutual Fund</b>				
SBI Debt Fund Series C-18 (1100 Days)-Direct Growth Units of Rs.10/- each	30,000,000	30,000,000	353	324
SBI Debt Fund Series C-19 (1100 Days)-Direct Growth Units of Rs.10/- each	30,000,000	30,000,000	352	322
SBI Debt Fund Series C-21 (1100 Days)-Direct Growth Units of Rs.10/- each	20,000,000	20,000,000	229	212
SBI Debt Fund Series C-23 (1100 Days)-Direct Growth Units of Rs.10/- each	20,000,000	20,000,000	232	212
SBI Banking & PSU Fund- Direct Plan - Growth Units of Rs.1000/- each (Formerly known as SBI Treasury Advantage Fund-Direct Plan - Growth Units of Rs.1000/- each)	368,600	368,600	872	791
SBI Short Term Debt Fund-Direct Plan-Growth Units of Rs.10/- each	46,878,052	46,878,052	1,131	1,033
SBI Magnum Low Duration Fund-Direct Plan-Growth Units of Rs 1000/-each	244,121	-	642	-
SBI Magnum Low Duration Fund-Regular Plan-Growth Units of Rs 1000/-each	40,763	-	106	-
<b>UTI Mutual Fund</b>				
UTI Fixed Term Income Fund Series XXIX -XIV (1131 days)- Direct Growth Plan Option of Rs.10/- each	20,000,000	20,000,000	235	215
UTI Short Term Income Fund -Growth-Direct Plan-Growth Plan- Units of Rs.10/- each (Formerly known as UTI Short Term Income Fund - Growth - Institutional Option - Direct Plan - Growth Units of Rs.10/- each)	101,156,122	101,156,122	2,262	2344
<b>DSP Mutual Fund (Formerly known as DSP BlackRock Mutual Fund)</b>				
DSP Ultra Short Fund -Direct Plan -Growth Units of Rs.1000/- each (Formerly known as DSP BlackRock Money Manager Fund - Growth - Direct Units of Rs.1,000/- each)	-	515,761	-	1,308
DSP Low Duration Fund - Direct Plan-Growth Units of Rs.10/- each (Formerly known as DSP BlackRock Low Duration Fund - Growth - Direct Units of Rs.10/- each)	86,546,643	86,546,643	1,290	1192
DSP FMP Series 237 -36M-Direct-Growth- Units of Rs.10/- each	20,000,000	20,000,000	233	214
<b>IDFC Mutual Fund</b>				
IDFC Fixed Term Plan - Series 140 Direct Plan - Growth (1145 Days) Units of Rs.10/- each	10,000,000	10,000,000	118	108
IDFC Fixed Term Plan - Series 161 Direct Plan- Growth (1098 Days) Units of Rs.10/- each	10,000,000	10,000,000	116	106
IDFC Low Duration Fund -Growth -Direct Units of Rs.10/- each of Liquid Fund (Formerly known as IDFC Ultra Short Term Fund - Growth - Direct Plan units of Rs.10/- each)	37,228,568	20,482,309	1,076	548
IDFC Low Duration Fund -Growth-Regular Units of Rs.10/- each of Liquid Fund (Formerly known as IDFC Ultra Short Term Fund - Growth - Regular Plan units of Rs.10/- each)	17,942,236	8,645,238	513	229

## Notes to the Standalone Financial Statements for the year ended March 31, 2020

**Note 7 (a): Investments****(i) Non-current investments**

[₹ in Millions (Mio INR)]

	Number		Amount	
	As at March 31, 2020	As at March 31, 2019	As at March 31, 2020	As at March 31, 2019
IDFC Bond Fund -Short Term Plan-Direct Plan -Growth units of Rs.10 each (Formerly known as IDFC Super Saver Income Fund - Short Term - Direct Plan - Growth units of Rs.10/- each)	10,188,845	10,188,845	442	403
<b>Tata Mutual Fund</b>				
Tata Fixed Maturity Plan Series 53 Scheme A - Direct Plan - Growth Units of Rs.10/- each	10,000,000	10,000,000	118	108
Tata Fixed Maturity Plan Series 55 Scheme G -Direct Plan- Growth Units of Rs.10/- each	20,000,000	20,000,000	232	212
Tata Treasury Advantage Fund-Direct Plan-Growth Units of Rs.1000/- each (Formerly known as Tata Ultra Short Term Fund - Direct Plan - Growth Units of Rs.1000/- each)	201,236	201,236	596	578
Tata Short Term Bond Fund - Direct Plan-Growth Units of Rs.10/- each	16,667,828	69,422,732	623	2362
<b>Aditya Birla Sun Life Mutual Fund (Formerly known as Birla Sun Life Mutual Fund)</b>				
Aditya Birla Sun Life Fixed Term Plan - Series PD (1177 days) - Direct Growth Units of Rs.10/- each	10,000,000	10,000,000	119	109
Aditya Birla Sun Life Fixed Term Plan - Series PG (1148 days) - Direct Growth Units of Rs.10/- each	10,000,000	10,000,000	118	109
Aditya Birla Sun Life Fixed Term Plan - Series QG (1100 days) - Growth Direct Units of Rs.10/- each	25,000,000	25,000,000	294	270
Aditya Birla Sun Life Fixed Term Plan - Series QK (1099 days) - Growth Direct Units of Rs.10/- each	25,000,000	25,000,000	293	269
Aditya Birla Sunlife Floating Rate Fund-Growth -Direct plan Units of Rs.100/- each (Formerly known as Birla Sunlife Floating Rate Fund- Long Term Plan -Growth -Direct plan Units of Rs.100/- each)	4,543,805	1,982,165	1,146	462
Aditya Birla Sun Life Corporate Bond Fund - Growth-Regular Plan Units of Rs.10/- each (Formerly known as Birla Sun Life Short Term Fund - Growth - Regular Plan Units of Rs.10/- each)	4,591,242	4,591,242	359	329
Aditya Birla Sun Life Corporate Bond Fund - Direct-Growth-Plan Units of Rs.10/- each (Formerly known as Birla Sun Life Short Term Fund - Direct - Growth - Plan Units of Rs.10/- each)	19,086,765	19,086,765	1,506	1377
Aditya Birla Sun Life Fixed Term Plan - Series SN (1099 days) - Growth Direct Units of Rs.10/- each	10,000,000	-	110	-
<b>Franklin Templeton Mutual Fund</b>				
Franklin India Fixed Maturity Plan - Series 2-Plan C-1205 Days - Direct - Growth Plan Units of Rs.10/- each	10,000,000	10,000,000	119	109
Franklin India Fixed Maturity Plan - Series 3-Plan B 1139 Days-Direct Growth Plan Units of Rs.10/- each	15,000,000	15,000,000	178	163
Franklin India Fixed Maturity Plan - Series 3-Plan C 1132 Days Direct Growth Plan Units of Rs.10/- each	10,000,000	10,000,000	118	108
Franklin India Fixed Maturity Plan - Series 4-Plan A 1098 Days-Direct Growth Plan Units of Rs.10/- each	25,000,000	25,000,000	293	268
Franklin India Fixed Maturity Plan - Series 4-Plan B 1098 Days-Direct Growth Plan Units of Rs.10/- each	10,000,000	10,000,000	116	106
Franklin India Fixed Maturity Plan - Series 4-Plan C- 1098 Days-Direct-Growth Plan Units of Rs.10/- each	10,000,000	10,000,000	116	106
<b>Kotak Mutual Fund</b>				
Kotak FMP Series 228 - Direct-Growth-Units of Rs.10/- each	10,000,000	10,000,000	119	109
Kotak FMP Series 237 - Direct-Growth-Units of Rs.10/- each	15,000,000	15,000,000	175	160
Kotak FMP Series 240 - Direct-Growth-Units of Rs.10/- each	10,000,000	10,000,000	117	107

## Notes to the Standalone Financial Statements for the year ended March 31, 2020

**Note 7 (a): Investments****(i) Non-current investments**

[₹ in Millions (Mio INR)]

	Number		Amount	
	As at March 31, 2020	As at March 31, 2019	As at March 31, 2020	As at March 31, 2019
Kotak FMP Series 243- Direct-Growth-Units of Rs.10/- each	15,000,000	15,000,000	177	161
Kotak Bond Short Term -Direct plan -Growth Units of Rs.10/- each (Formerly known as Kotak Bond - Direct plan -Growth Units of Rs.10/- each )	46,862,755	46,862,755	1,881	1,709
Kotak Corporate Bond Fund-Direct Plan-Growth-Units of Rs.1000/- each	38,868	-	109	-
<b>Total</b>	<b>1,053,831,181</b>	<b>1,067,299,909</b>	<b>37,239</b>	<b>37,991</b>
Aggregate amount of quoted investments				
Investments carried at amortised cost			4,712	5,212
Investments carried at FVOCI			6,665	8,101
Investments carried at FVTPL			25,862	24,673
Aggregate amount of unquoted investments				
Investments carried at amortised cost			-	5
Aggregate amount of market value of quoted investments			37,621	38,460
Aggregate amount of market value of unquoted investments			-	5
Aggregate amount of impairment in the value of investments			-	-

**(ii) Current investments**

[₹ in Millions (Mio INR)]

	Number		Amount	
	As at March 31, 2020	As at March 31, 2019	As at March 31, 2020	As at March 31, 2019
<b>Quoted investments</b>				
<b>(a) Investment in mutual funds at FVTPL:</b>				
Aditya Birla Sunlife Liquid Fund -Growth -Direct Units of Rs.100/- each	784,933	-	251	-
Aditya Birla Sunlife Overnight Fund -Growth-Direct Units of Rs.1000/- each	186	-	0	-
Aditya Birla Sun Life Money Manager Fund - Direct-Growth-Plan Units of Rs.100/- each	2,602,834	-	705	-
DSP Ultra Short Fund -Direct Plan -Growth Units of Rs.1000/- each (Formerly known as DSP BlackRock Money Manager Fund - Growth - Direct Units of Rs.1,000/- each)	1,66,297	-	453	-
IDFC Cash Fund - Growth- Direct Plan units of Rs.1000/- each	83,511	-	200	-
IDFC Ultra Short Term Fund -Direct Plan-Growth units of Rs.10/- each	39,738,959	-	453	-
Kotak Money Market Fund-Direct Plan-Growth-Units of Rs.1000/- each	136,727	-	453	-
SBI Magnum Ultra Short Duration Fund-Direct Plan-Growth Units of Rs 1000/-each	101,062	-	453	-
<b>ICICI Prudential Mutual Fund</b>				
ICICI PrudentialFMP Series 78 - 1212 Days Plan A Direct Plan-Cumulative of Rs.10/- each	-	20,000,000	-	258
ICICI Prudential FMP Series 78 -1190 Days Plan E Direct Plan-Cumulative of Rs.10/- each	-	15,000,000	-	193
ICICI Prudential FMP Series 78 -1185 Days Plan F Direct Plan-Cumulative of Rs.10/- each	-	20,000,000	-	257



## Notes to the Standalone Financial Statements for the year ended March 31, 2020

**Note 7 (a): Investments****(ii) Current investments**

[₹ in Millions (Mio INR)]

	Number		Amount	
	As at March 31, 2020	As at March 31, 2019	As at March 31, 2020	As at March 31, 2019
ICICI Prudential FMP Series 78 - 1170 Days Plan I Direct Plan-Cumulative of Rs.10/- each	-	20,000,000	-	257
ICICI Prudential FMP Series 78 - 1168 Days Plan J Direct Plan-Cumulative of Rs.10/- each	-	15,000,000	-	192
<b>Adithya Birla Mutual Fund (Formerly known as Birla Sun Life Mutual Fund)</b>				
Aditya Birla Sun Life Fixed Term Plan - Series NI (1163 days)-Growth Regular Units of Rs.10/- each	-	25,000,000	-	319
<b>HDFC Mutual Fund</b>				
HDFC FMP 1183D January 2016 (1)-Direct -Growth-series 35 Units of Rs.10/- each	-	10,000,000	-	128
HDFC FMP 1167D January 2016 (1)-Direct -Growth-series 35 Units of Rs.10/- each	-	1,00,00,000	-	128
HDFC FMP 1155D February 2016 (1)-Direct -Growth-series 35 Units of Rs.10/- each	-	15,000,000	-	192
HDFC FMP 1132D February 2016 (1)-Direct -Growth-series 35 Units of Rs.10/- each	-	10,000,000	-	128
<b>SBI Mutual Fund</b>				
SBI Debt Fund Series B – 31 (1200 Days)-Direct Plan Growth Units of Rs.10/- each	-	15,000,000	-	191
<b>UTI Mutual Fund</b>				
UTI Fixed Term Income Fund Series Series XXIV -VI (1181 days)-Direct Growth Plan Option of Rs.10/- each	-	10,000,000	-	128
<b>Total</b>	<b>43,614,507</b>	<b>184,999,997</b>	<b>2,968</b>	<b>2,371</b>
Aggregate amount of quoted investments: Investments carried at FVTPL			2,968	2,371
Aggregate amount of market value of quoted investments			2,968	2,371
Aggregate amount of impairment in the value of investments			-	-

**Note 7 (b) : Trade receivables**

[₹ in Millions (Mio INR)]

	As at March 31, 2020	As at March 31, 2019
Trade receivables		
- Related parties [refer note (a) below and note 34]	2,172	2,304
- Others	13,102	14,598
Less: Allowance for credit losses	(1,144)	(1,227)
	14,130	15,675
(a) Includes dues from private companies where directors are interested	841	1,067

## Notes to the Standalone Financial Statements for the year ended March 31, 2020

**Details of secured and unsecured**

[₹ in Millions (Mio INR)]

	As at March 31, 2020	As at March 31, 2019
Secured, considered good	-	-
Unsecured, considered good	14,130	15,675
Increase in credit risk	562	513
Credit impaired	582	714
Total	15,274	16,902
Allowance for credit losses	(1,144)	(1,227)
Total trade receivables	14,130	15,675

**Note 7 (c) : Loans**

[₹ in Millions (Mio INR)]

	As at March 31, 2020		As at March 31, 2019	
	Current	Non-Current	Current	Non-Current
Unsecured, considered good				
Loan to fellow subsidiaries (refer note 34)	5,970	465	4,455	500
Loan to directors (refer note 34)	-	6	-	2
Loan to employees	122	309	132	227
Security deposits	-	316	-	334
	6,092	1,096	4,587	1,063

**Note 7 (d) : Cash and cash equivalents**

[₹ in Millions (Mio INR)]

	As at March 31, 2020	As at March 31, 2019
Balances with banks		
- in current accounts	503	238
- in EEFC accounts	53	17
- deposit accounts with original maturity of less than 3 months	1,996	1,647
Cash on hand	-	-
Cheques on hand	-	8
	2,552	1,910

**Note 7 (e) : Other bank balances**

[₹ in Millions (Mio INR)]

	As at March 31, 2020	As at March 31, 2019
Deposit accounts (maturity less than 12 months)	19,850	10,450
Margin Money	111	122
Unpaid dividend accounts	47	45
	20,008	10,617

**Note 7 (f) : Other financial assets**

[₹ in Millions (Mio INR)]

	As at March 31, 2020 Current	As at March 31, 2019 Current
Inter-corporate deposit	7,500	7,850
Interest accrued on financial assets at amortised cost	1,183	850
Others (include non-trade receivables, etc.)	394	387
	9,077	9,087

## Notes to the Standalone Financial Statements for the year ended March 31, 2020

**Note 8 : Deferred tax assets**

[₹ in Millions (Mio INR)]

	As at March 31, 2020	As at March 31, 2019
Difference between books and Income tax written down value (WDV) of depreciable property, plant and equipment and intangible assets	2,504	3,106
Expenses allowable for tax purposes when paid and other timing differences	2,062	1,490
	4,566	4,596

**Movement in deferred tax assets**

[₹ in Millions (Mio INR)]

	WDV of depreciable property, plant and equipment	Expenses allowable on payment basis	Total
As at March 31, 2018	3,049	1,856	4,905
Ind AS 115 transition adjustments (refer note 31)	-	150	150
As at April 1, 2018	3,049	2,006	5,055
(Charged)/ Credited			
- to Statement of Profit and Loss	57	(413)	(356)
- to Other Comprehensive Income	-	(103)	(103)
As at March 31, 2019	3,106	1,490	4,596
(Charged)/ Credited			
- to Statement of Profit and Loss	(602)	578	(24)
- to Other Comprehensive Income	-	(6)	(6)
As at March 31, 2020	2,504	2,062	4,566

**Note 9 : Other non-current assets**

[₹ in Millions (Mio INR)]

	As at March 31, 2020	As at March 31, 2019
Capital advances	551	480
Security deposits	103	93
Deferred contract costs [refer note (a) below]	46	67
	700	640

(a) Deferred contract costs are upfront costs incurred for the contract and are amortized over the term of the contract.

**Note 10 : Inventories**

(at lower of cost and net realisable value)

[₹ in Millions (Mio INR)]

	As at March 31, 2020	As at March 31, 2019
Raw materials	2,391	3,240
Work-in-progress	928	1,489
Finished goods	2,006	3,910
Stock-in-trade	5,267	5,209
Stores and spares	260	228
Loose tools	307	367
	11,159	14,443

(a) Inventories include the following as goods-in-transit

[₹ in Millions (Mio INR)]

	As at March 31, 2020	As at March 31, 2019
Raw materials	195	474
Stock-in-trade	1,891	1,463
Loose tools	-	3
	2,086	1,940

## Notes to the Standalone Financial Statements for the year ended March 31, 2020

- (b) Amount of inventories recognised as an expense/(income) is Mio INR 1038 [2018-19 Mio INR (208)].
- (c) Write-down/(reversal of write-down of earlier year) of the inventories to net realisable value amounted to Mio INR 75 [2018-19 Mio INR 79]. These were recognised as an expense during the year and included in Note 21 in the Statement of Profit and Loss.

**Note 11 : Other current assets**

[₹ in Millions (Mio INR)]

	As at March 31, 2020	As at March 31, 2019
Balance with customs, goods & service tax, excise and sales tax authorities, etc.	180	488
Deferred expense	93	87
Contract assets (refer note 31)	1,463	1,783
Deferred contract costs [ refer note 9 (a) ]	30	30
Others (include vendor advances, claims receivable, etc.)	2,440	3,353
	4,206	5,741

**Note 12 : Equity share capital and other equity****Note 12(a) : Equity Share capital**

Authorised equity share capital

[₹ in Millions (Mio INR)]

	No of shares	Amount
As at April 1, 2018	38,051,460	381
Increase during the year	-	-
As at March 31, 2019	38,051,460	381
Increase during the year	-	-
As at March 31, 2020	38,051,460	381

- (i) Movements in equity share capital (issued, subscribed and fully paid up) (with voting rights):

[₹ in Millions (Mio INR)]

	No of shares	Amount
As at April 1, 2018	30,520,740	305
Increase/ (decrease) during the year (refer note 42)	(10,27,100)	(10)
As at March 31, 2019	29,493,640	295
Increase/ (decrease) during the year	-	-
As at March 31, 2020	29,493,640	295

Rights, preferences and restrictions attached to shares:

The Equity shares of the Company, having face value of Rs. 10/- per share, rank pari passu in all respects including voting rights, entitlement to dividend and share in the proceeds of winding up of the Company in proportion to the number of and amounts paid on the shares held.

- (ii) Equity shares held by the holding company and subsidiary of the holding company (with voting rights):

[₹ in Millions (Mio INR)]

	As at March 31, 2020		As at March 31, 2019	
	No of shares	Amount	No of shares	Amount
Robert Bosch GmbH, Federal Republic of Germany, the Holding company (also the Ultimate Holding company)	19,984,324	204	20,351,224	204
Robert Bosch Engineering and Business Solutions Private Ltd., India, subsidiary of the Holding company	8,20,900	5	4,54,000	5

## Notes to the Standalone Financial Statements for the year ended March 31, 2020

- (iii) Details of Equity shares held by shareholders holding more than 5% of the aggregate equity shares in the Company (with voting rights):

	As at March 31, 2020		As at March 31, 2019	
	No of shares	Shareholding %	No of shares	Shareholding %
Robert Bosch GmbH, Federal Republic of Germany, the Holding company (also the Ultimate Holding company)	19,984,324	67.76%	20,351,224	69.00%

- (iv) There are no shares reserved for issue under options and contracts/ commitments. Further, there are no shares that have been allotted during last 5 years pursuant to a contract without payment being received in cash, or by way of bonus shares.
- (v) The Company has bought back 1,027,100 shares during the year ended March 31, 2019 at buy-back price determined at Rs. 21,000/- per share which was approved by the board of directors and shareholders of the Company. Shares bought back during the period of five years immediately preceding the reporting date:

	As at March 31, 2020	As at March 31, 2019	As at March 31, 2018	As at March 31, 2017	As at March 31, 2016
Number of equity shares bought back by the Company (refer note 42)	-	1,027,100	-	878,160	-

**Note 12(b) : Reserves and surplus**

[₹ in Millions (Mio INR)]

	As at March 31, 2020	As at March 31, 2019
Capital reserve [refer note (i)]	39	39
Share premium [refer note (ii)]	8	8
Capital redemption reserve [refer note (iii)]	86	86
General reserve [refer note (iv)]	293	293
Retained earnings [refer note (v)]	85,337	82,491
	85,763	82,917

## (i) Capital reserve

[₹ in Millions (Mio INR)]

	As at March 31, 2020	As at March 31, 2019
Opening balance	39	39
Additions/(deletions) during the year	-	-
Closing balance	39	39

## (ii) Share premium

[₹ in Millions (Mio INR)]

	As at March 31, 2020	As at March 31, 2019
Opening balance	8	8
Additions/(deletions) during the year	-	-
Closing balance	8	8

## Notes to the Standalone Financial Statements for the year ended March 31, 2020

## (iii) Capital redemption reserve

[₹ in Millions (Mio INR)]

	As at March 31, 2020	As at March 31, 2019
Opening balance	86	76
Additions/(deletions) during the year (refer note 43)	-	10
Closing balance	86	86

## (iv) General reserve

[₹ in Millions (Mio INR)]

	As at March 31, 2020	As at March 31, 2019
Opening balance	293	21,862
Less: Utilisation for buy back of shares (refer note 42)	-	(21,559)
Less: Transfer to capital redemption reserve (refer note 42)	-	(10)
Closing balance	293	293

## (v) Retained earnings

[₹ in Millions (Mio INR)]

	As at March 31, 2020	As at March 31, 2019
Closing balance of previous year	82,491	70,313
Impact of transition to Ind AS 115, net of taxes (refer note 31)	-	(280)
Opening balance	82,491	70,033
Net profit for the year	6,498	15,980
Dividends (refer note no. 30(b)(i))	(3,097)	(3,052)
Dividend distribution taxes	(636)	(627)
Items of other comprehensive income recognised directly in retained earnings		
- Remeasurement of post-employment benefit obligations, net of tax	81	157
Closing balance	85,337	82,491

**Note 12(c) : Other reserves**

[₹ in Millions (Mio INR)]

	FVOCI - Equity Instruments	Total other reserves
As at April 1, 2018	7,210	7,210
Change in fair value of FVOCI equity instruments, net of tax	840	840
As at March 31, 2019	8,050	8,050
Change in fair value of FVOCI equity instruments, net of tax	(1,414)	(1,414)
As at March 31, 2020	6,636	6,636

**Note 13(a) : Other financial liabilities**

[₹ in Millions (Mio INR)]

	As at March 31, 2020		As at March 31, 2019	
	Current	Non-Current	Current	Non-Current
Unpaid dividend [refer note (a) below]	47	-	45	-
Capital creditors	370	-	481	-
Other payables (includes employee dues, derivative liabilities, etc.)	4,345	27	4,199	107
	4,762	27	4,725	107

- (a) There are no amounts due for payment to the Investor Education and Protection Fund under Section 125 of the Companies Act, 2013 as at the year end.

## Notes to the Standalone Financial Statements for the year ended March 31, 2020

**Note 13(b) : Trade payables**

[₹ in Millions (Mio INR)]

	As at March 31, 2020	As at March 31, 2019
Trade payables		
- Dues of Micro Enterprises and Small Enterprises [refer note (a) below]	516	619
- Dues of creditors other than micro enterprises and small enterprises		
- Related parties (refer note 34)	10,063	8,356
- Others	5,471	6,800
	15,534	15,156
	16,050	15,775

Note- Trade payables include amounts payable under the supplier finance program.

(a) Disclosure under Micro, Small and Medium Enterprises Development Act, 2006.

[₹ in Millions (Mio INR)]

	As at March 31, 2020 and for the year ended March 31, 2020	As at March 31, 2019 and for the year ended March 31, 2019
(i) Principal amount remaining unpaid to any supplier as at the end of the accounting year	516	619
(ii) Interest due thereon remaining unpaid to any supplier as at the end of the accounting year	14	11
(iii) The amount of interest paid along with the amounts of the payment made to the supplier beyond the appointed day	-	-
(iv) The amount of interest due and payable for the year	13	19
(v) The amount of interest accrued and remaining unpaid at the end of the accounting year	140	113
(vi) The amount of further interest due and payable even in the succeeding year, until such date when the interest dues as above are actually paid	-	10

The Company has identified small enterprises and micro enterprises, as defined under the MSMED Act by requesting confirmation from vendors to the letters circulated by the Company.

**Note 14 : Provisions**

[₹ in Millions (Mio INR)]

	As at March 31, 2020		As at March 31, 2019	
	Current	Non-Current	Current	Non-Current
Provision for employee benefits	6,865	3,266	2,261	3,400
Trade demand and others [refer note (a) below]	4,999	2	4,327	16
Warranty [refer note (a) below]	1,047	-	1,161	-
	12,911	3,268	7,749	3,416

(a) Disclosure under Indian Accounting Standard (Ind AS) 37 on "Provisions, Contingent Liabilities and Contingent Assets" :

[₹ in Millions (Mio INR)]

Description	As at March 31, 2019	Ind AS 115 transition adjustments (Refer note 32)	As at April 1, 2019	Additions during the year	Utilised/ reversed during the- year	As at March 31, 2020
Trade demand and others [refer note (i) and (ii) below]	4,343	-	4,343	2,841	(2,183)	5,001
	(4,050)	(339)	(4,389)	(2,187)	(-2,233)	(4,343)
Warranty [refer note (i) and (ii) below]	1,161	-	1,161	306	(420)	1,047
	(1,343)	(-)	(1,343)	(420)	(-602)	(1,161)

## Notes to the Standalone Financial Statements for the year ended March 31, 2020

- (i) Nature of the provision has not been given on the grounds that it can be expected to prejudice the interests of the Company. Due to the very nature of such provisions, it is not possible to estimate the timing/ uncertainties relating to their outflows.
- (ii) Figures in brackets relate to previous year.

**Note 15 : Current tax liabilities/(assets)**

[₹ in Millions (Mio INR)]

	As at March 31, 2020	As at March 31, 2019
Opening balance	158	906
Add: Provision for tax (including earlier years)	3,545	7,074
Less: Taxes paid (net of refund)	(4,612)	(7,822)
Closing balance (net of provision for tax of MIO INR 25,977 (net of advance tax of Mio INR 28,643 as at March 31, 2019))	(909)	158

**Note 16 : Other current liabilities**

[₹ in Millions (Mio INR)]

	As at March 31, 2020	As at March 31, 2019
Statutory dues	493	1,125
Indirect taxes	447	359
Contract liabilities (refer note 31)	1,353	1,805
Others (advance from customers, etc.)	456	615
	2,749	3,904

**Note 17 : Other operating revenue**

[₹ in Millions (Mio INR)]

	For the year ended March 31, 2020	For the year ended March 31, 2019
Scrap sales	113	166
Export incentives	451	386
Provision/ liabilities no longer required written back	31	30
Rental income	1,130	1,043
Government Grants	992	-
Provision for doubtful debts reversal	39	-
Miscellaneous income	514	488
	3,270	2,113

**Note 18 : Other income**

[₹ in Millions (Mio INR)]

	For the year ended March 31, 2020	For the year ended March 31, 2019
Interest income		
- Bank and inter corporate deposits	2,035	1,802
- Loans to related parties	497	365
- On financial assets at amortised cost	416	418
- Net interest on defined benefit obligation	3	-
- Others	329	185
Amortisation of deferred government grant income	-	7
Dividend from equity investments designated at FVOCI	66	74
Net gain on financial assets measured at FVTPL	2,054	3,093
Profit on sale of property, plant and equipment (net)	66	10
	5,466	5,954



## Notes to the Standalone Financial Statements for the year ended March 31, 2020

**Note 19 : Cost of materials consumed**

[₹ in Millions (Mio INR)]

	For the year ended March 31, 2020	For the year ended March 31, 2019
Raw materials consumed	23,165	29,043
Less: Issues capitalised	(118)	(287)
	23,047	28,756

**Note 20 : Purchases of stock-in-trade**

[₹ in Millions (Mio INR)]

	For the year ended March 31, 2020	For the year ended March 31, 2019
Purchase of goods	27,813	39,676
	27,813	39,676

**Note 21 : Changes in inventories of finished goods, work-in-progress and stock-in-trade**

[₹ in Millions (Mio INR)]

	For the year ended March 31, 2020	For the year ended March 31, 2019
Opening stock		
Finished goods	3,910	2,603
Work-in-progress	1,315	1,329
Stock-in-trade	5,210	4,823
Closing stock		
Finished goods	2,006	3,910
Work-in-progress	928	1,315
Stock-in-trade	5,267	5,210
	2,234	(1,680)

**Note 22 : Employee benefit expense**

[₹ in Millions (Mio INR)]

	For the year ended March 31, 2020	For the year ended March 31, 2019
Salaries, wages, bonus etc.	11,019	11,528
Contributions to provident and other funds [refer note 27]	916	960
Staff welfare	750	1,019
	12,685	13,507

## Notes to the Standalone Financial Statements for the year ended March 31, 2020

**Note 23 : Finance costs**

[₹ in Millions (Mio INR)]

	For the year ended March 31, 2020	For the year ended March 31, 2019
Interest expense		
- others	102	89
Net interest on defined benefit liability	-	44
	102	133

**Note 24 : Depreciation and amortisation expense**

[₹ in Millions (Mio INR)]

	For the year ended March 31, 2020	For the year ended March 31, 2019
Depreciation of property, plant and equipment [refer note 4(a)]	3,416	3,854
Depreciation on investment properties [refer note 5]	151	168
Depreciation on right of use assets [refer note 35(a)]	266	-
	3,833	4,022

**Note 25 : Other expenses**

[₹ in Millions (Mio INR)]

	For the year ended March 31, 2020	For the year ended March 31, 2019
Consumption of stores and spares	496	1,040
Consumption of tools	1,228	1,603
Power and fuel	976	1,112
Repairs to plant and machinery	796	1,018
Repairs to building	272	529
Royalty and technical service fee	1,908	2,175
Rent [refer note 35]	179	547
Rates and taxes	113	88
Insurance	133	98
Expenditure towards Corporate Social Responsibility [refer note (a) below]	371	353
Packing, freight and forwarding	1,570	2,040
Warranty and service expenses	245	83
Travelling and conveyance	740	1,260
Professional and consultancy charges	3,681	1,540
Advertisement and sales promotion expenses	652	594
Miscellaneous manufacturing expenses	1,975	2,369
Computer expenses	1,397	1,137
Miscellaneous expenses [refer note (b) below]	1,182	1,738
Less: Expenses capitalised	(110)	(274)
	17,804	19,050

## Notes to the Standalone Financial Statements for the year ended March 31, 2020

## (a) Expenditure towards Corporate Social Responsibility :

- Gross amount required to be spent by the Company during the year is Mio INR 370 (2018-19 Mio INR 353).
- Amount spent during the year is Mio INR 371 (2018-19 Mio INR 353).

[₹ in Millions (Mio INR)]

Sr. No.	Particulars	In cash	Yet to be paid in cash	Total
(i)	Construction/acquisition of any asset	-	-	-
		(-)	(-)	(-)
(ii)	On purposes other than (i) above	272	99	371
		(287)	(66)	(353)

- Total amount paid during the year Mio INR 338 includes Mio INR 66 relating to previous year.
- Figures in brackets relate to previous year.

## (b) Miscellaneous expenses include :

[₹ in Millions (Mio INR)]

	For the year ended March 31, 2020	For the year ended March 31, 2019
(i) Remuneration to auditors (excluding indirect tax):		
Statutory audit fee	8	8
Tax audit fees	1	1
Other services	2	2
(ii) Provision for doubtful debts (net)	-	31
(iii) Bad debts written off	71	45
(iv) Exchange loss [including exchange loss/(gain) of Mio INR (27) (2018-19: Mio INR 45) on account of mark-to-market valuation of outstanding forward and option contracts]	310	361

**Note 26: Income tax expense**

This note provides an analysis of the Company's income tax expense, showing how the tax expense is affected by non-assessable and non-deductible items.

## (a) Income tax expense

[₹ in Millions (Mio INR)]

	March 31, 2020	March 31, 2019
Continuing operations:		
Current tax		
Current tax on profits for the year	3,524	7,589
Adjustments for current tax of prior periods	(199)	(538)
Total current tax expenses	3,325	7,051
Deferred tax		
Decrease/ (Increase) in deferred tax assets	(1,424)	355
Total deferred tax expenses/(benefit)	(1,424)	355
Income tax expense	1,901	7,406
Tax expense - Impact of change in the tax rate on opening deferred tax asset	1448	-
<b>Discontinuing operations:</b>	221	24

## Notes to the Standalone Financial Statements for the year ended March 31, 2020

## (b) Reconciliation of tax expenses and the accounting profit multiplied by tax rate:

[₹ in Millions (Mio INR)]

	March 31, 2020	March 31, 2019
Profit before income tax expense	10,068	23,410
	10,068	23,410
Tax at the Indian tax rate of 25.168% (2018-19: 34.944%)	2,534	8,181
Effect of non-deductible expense	177	233
Effect of difference in tax rate for long term capital gain on sale of business	(34)	-
Effect of exempt other income/ weighted deduction	(108)	(446)
Effects of Mark to Market gain on investment in mutual funds	(248)	-
Adjustments for current tax of prior periods	(199)	(538)
Effect of opening deferred tax rate change	1,448	-
Income tax expense	3,570	7,430

**Note 27: Employee Retirement Benefits:**

Disclosure on Retirement Benefits as required in Indian Accounting Standard (Ind AS) 19 on "Employee Benefits" are given below:

## (a) Post Employment Benefit - Defined Contribution Plans

The Company has recognised an amount of Mio INR 367 \*(2018-19: Mio INR 342\*) as expense under the defined contribution plans in the Statement of Profit and Loss.

## (b) Post Employment Benefit - Defined Benefit Plans

The Company makes annual contributions to the Bosch Employees' Gratuity Fund and makes monthly contributions to Bosch Employees (Bangalore) Provident Fund Trust and Bosch Workmen's (Nashik) Provident Fund Trust, funded defined benefit plans for qualifying employees. The Gratuity Scheme provides for lumpsum payment to vested employees at retirement/death while in employment or on termination of employment of an amount equivalent to 15 days salary payable for each completed year of service or part thereof in excess of six months. Vesting occurs only upon completion of five years of service, except in case of death or permanent disability.

The Provident Fund Scheme provides for lumpsum payment/transfer to the member employees at retirement/ death while in employment or on termination of employment of an amount equivalent to the credit standing in his account maintained by the Trusts. The present value of the defined benefit obligation and the related current service cost are measured using the projected unit credit method with actuarial valuation being carried out at each balance sheet date.

## (c) Total expense recognised in the statement of profit and loss

[₹ in Millions (Mio INR)]

	Provident Fund		Gratuity	
	March 31, 2020	March 31, 2019	March 31, 2020	March 31, 2019
Current service cost*	385	392	233	234
(Gain)/Loss on Settlements	-	-	(66)	-
Net interest cost				
a. Interest expense on defined benefit obligation (DBO)	850	799	381	368
b. Interest (income) on plan assets	(850)	(799)	(384)	(324)
c. Total net interest cost	-	-	(3)	44
Defined benefit cost included in Statement of Profit and Loss	385	392	164	278

\* Total charge recognised in Statement of Profit and Loss is Mio INR 916 (2018-19: Mio INR 960) [Refer note no 22].

## Notes to the Standalone Financial Statements for the year ended March 31, 2020

## (d) Remeasurement effects recognised in Other Comprehensive Income (OCI)

[₹ in Millions (Mio INR)]

	Gratuity	
	March 31, 2020	March 31, 2019
a. Actuarial (gain)/ loss due to demographic assumption changes in DBO	(15)	-
b. Actuarial (gain)/ loss due to financial assumption changes in DBO	313	66
c. Actuarial (gain)/ loss due to experience on DBO	(245)	(249)
d. Return on plan assets (greater)/ less than discount rate	(162)	(55)
Total actuarial (gain)/ loss included in OCI	(109)	(238)

[₹ in Millions (Mio INR)]

	Provident Fund	
	March 31, 2020	March 31, 2019
a. Actuarial (gain)/ loss on liability	11	(134)
b. Actuarial (gain)/ loss on plan assets	(11)	134
Total actuarial (gain)/ loss included in OCI	-	-

## (e) Total cost recognised in comprehensive income

[₹ in Millions (Mio INR)]

	Provident Fund		Gratuity	
	March 31, 2020	March 31, 2019	March 31, 2020	March 31, 2019
Cost recognised in Statement of Profit and Loss	385	392	164	278
Remeasurements effects recognised in OCI	-	-	(109)	(238)
Total cost recognised in Comprehensive Income	385	392	55	40

## (f) Change in defined benefit obligation

[₹ in Millions (Mio INR)]

	Gratuity	
	March 31, 2020	March 31, 2019
Defined benefit obligation as at the beginning of the year	5,058	4,886
Service cost	233	234
Interest cost	381	368
Settlements	(66)	-
Benefit payments from plan assets	(463)	(247)
Acquisition / Divestiture	(45)	-
Actuarial (gain)/ loss - demographic assumptions	(15)	-
Actuarial (gain)/ loss - financial assumptions	313	66
Actuarial (gain)/ Loss - experience	(245)	(249)
Defined benefit obligation as at year end	5,151	5,058

## Notes to the Standalone Financial Statements for the year ended March 31, 2020

[₹ in Millions (Mio INR)]

	Provident Fund	
	March 31, 2020	March 31, 2019
Defined benefit obligation as at the beginning of the year	11,183	10,221
Current service cost	385	392
Interest cost	850	799
Benefits paid and transfer out	(1,590)	(1,109)
Transfer in	140	84
Participant contributions	931	930
Actuarial (gain)/ loss	(11)	(134)
Defined benefit obligation as of current year end	11,888	11,183

## (g) Change in fair value of plan assets

[₹ in Millions (Mio INR)]

	Provident Fund		Gratuity	
	March 31, 2020	March 31, 2019	March 31, 2020	March 31, 2019
Fair value of plan assets at end of prior year	11,183	10,221	5,018	4,198
Expected return on plan assets	850	799	384	324
Employer contributions	385	392	40	688
Participant contributions	931	930	-	-
Benefit payments from plan assets	(1,590)	(1,109)	(463)	(247)
Acquisition/ divestiture	-	-	(45)	-
Transfer in/ transfer out	140	84	-	-
Actuarial gain/ (loss) on plan assets	(11)	(134)	162	55
Fair value of plan assets at end of year	11,888	11,183	5,096	5,018

## (h) Net defined benefit asset/ (liability)

[₹ in Millions (Mio INR)]

	Provident Fund		Gratuity	
	March 31, 2020	March 31, 2019	March 31, 2020	March 31, 2019
Defined benefit obligation	11,888	11,183	5,151	5,058
Fair value of plan assets	11,888	11,183	5,096	5,018
(Surplus)/ deficit recognised in Balance Sheet	-	-	55	40

## (i) Expected company contributions for the next year

[₹ in Millions (Mio INR)]

	Provident Fund	Gratuity
	March 31, 2020	March 31, 2020
Expected company contributions for the next year	423	190

## (j) Reconciliation of amounts in balance sheet

[₹ in Millions (Mio INR)]

	Gratuity	
	March 31, 2020	March 31, 2019
Net defined benefit liability/(asset) at prior year end	40	688
Defined benefit cost included in Statement of Profit and Loss	164	278
Total remeasurements included in OCI	(109)	(238)
Employer contributions	(40)	(688)
Net defined benefit liability/(asset)	55	40

## Notes to the Standalone Financial Statements for the year ended March 31, 2020

## (k) Reconciliation of Statement of Other Comprehensive Income

[₹ in Millions (Mio INR)]

	Gratuity	
	March 31, 2020	March 31, 2019
Cumulative OCI - (Income)/Loss, beginning of period	(386)	(148)
Total remeasurements included in OCI	(109)	(238)
Cumulative OCI - (Income)/Loss	(495)	(386)

## (l) Current/ non current liability

[₹ in Millions (Mio INR)]

	Gratuity	
	March 31, 2020	March 31, 2019
Current liability	-	-
Non current liability	55	40
Total	55	40

## (m) Assumptions

	Provident Fund		Gratuity	
	March 31, 2020	March 31, 2019	March 31, 2020	March 31, 2019
Discount factor [refer note (i) below]	6.60%	7.65%	6.60%	7.65%
Weighted average rate of escalation in salary per annum [refer note (ii) below]	NA	NA	10.0%	10.6%
Mortality rate	"IALM (2012-14) Ultimate"	"IALM (2006 08) Ultimate"	"IALM (2012-14) Ultimate"	"IALM (2006 08) Ultimate"

## Notes:

- (i) The discount rate is based on the prevailing market yield on Government Bonds as at the balance sheet date for the estimated term of obligations.
- (ii) The estimate of future salary increases considered in actuarial valuation takes into account inflation, seniority, promotion and other relevant factors such as supply and demand in the employment market.

## (n) Risk exposures:

A large portion of assets consists of government and corporate bonds and small portion of assets consists in mutual funds and special deposit account in banks. Through its defined plans, the company is exposed to a number of risks, the most significant of which are detailed below:

**Asset Volatility:** The plan liabilities are calculated using a discount rate with reference to bond yields, if plan assets underperform this yield, this will create a deficit. Most of the plan asset investments is in fixed income government securities with high grades and public sector corporate bonds. A small portion of the funds are invested in equity securities.

**Changes in bond yields:** A decrease in bond yields will increase plan liabilities, although this will be partially offset by an increase in the value of the plans' bond holdings.

## (o) Sensitivity analysis on defined benefit obligation

[₹ in Millions (Mio INR)]

	Gratuity	
	March 31, 2020	March 31, 2019
Discount rate		
a. Discount rate - 50 basis points	5,445	5,335
b. Discount rate + 50 basis points	4,880	4,802
Weighted average increase in salary		
a. Rate - 50 basis points	5,018	4,904
b. Rate + 50 basis points	5,328	5,209

The above sensitivity analysis are based on a change in an assumption while holding all other assumptions constant. In practice, this is unlikely to occur. This sensitivity analysis shows how the defined benefit obligation would have been affected by changes in the relevant actuarial assumption that were reasonably possible at that date.

## Notes to the Standalone Financial Statements for the year ended March 31, 2020

## (p) Plan assets

Revenue at disaggregated level	Provident Fund		Gratuity	
	March 31, 2020	March 31, 2019	March 31, 2020	March 31, 2019
	% Invested	% Invested	% Invested	% Invested
Government Securities (Central and State)	55	52	52	52
Corporate Bonds (including Public Sector bonds)	38	39	36	36
Mutual Funds	3	3	2	2
Cash and bank balances (including Special Deposits Scheme, 1975)	4	6	10	10
<b>Total</b>	<b>100</b>	<b>100</b>	<b>100</b>	<b>100</b>

## (q) Expected future cashflows

The weighted average duration of the defined benefit obligation is 14.27 years (2018-19 -14.26 years). The expected maturity analysis is as follows:

	[₹ in Millions (Mio INR)]			
	Provident Fund		Gratuity	
	March 31, 2020	March 31, 2019	March 31, 2020	March 31, 2019
Within 1 year	1,470	1,103	190	156
Between 1-2 years	504	687	169	266
Between 2-5 years	2,461	2,015	773	781
From 6 to 10	6,427	5,884	2,348	2,543
<b>Total</b>	<b>10,862</b>	<b>9,689</b>	<b>3,480</b>	<b>3,746</b>

**Note 28: Fair value measurements:****(i) Financial instruments by category and hierarchy**

This section explains the judgements and estimates made in determining the fair values of the financial instruments that are (a) recognised and measured at fair value and (b) measured at amortised cost and for which fair values are disclosed in the financial statements. To provide an indication about the reliability of the inputs used in determining fair value, the Company has classified its financial instruments into the three levels prescribed under the accounting standard. An explanation of each level follows underneath the table.

	March 31, 2020				March 31, 2019		
	Level	FVPL	FVOCI	Amortised cost	FVPL	FVOCI	Amortised cost
<b>Financial assets</b>							
Investments							
- Equity instruments	1	-	6,665	-	-	8,101	-
- Bonds	1	-	-	4,712	-	-	5,212
- Mutual funds	1	28,830	-	-	27,044	-	-
Interest accrued on financial assets at amortised cost	3	-	-	1,183	-	-	850
Trade receivables	3	-	-	14,130	-	-	15,675
Loans	3	-	-	7,188	-	-	5,650
Investments							
- Bonds	3	-	-	-	-	-	5
Cash and cash equivalents		-	-	2,552	-	-	1,910
Other bank balances		-	-	20,008	-	-	10,617
Inter-corporate deposit	3	-	-	7,500	-	-	7,850
Others (include non-trade receivables, etc.)	3	-	-	394	-	-	387
Derivative assets	2	-	-	24	-	-	-
<b>Total financial assets</b>		<b>28,830</b>	<b>6,665</b>	<b>57,691</b>	<b>27,044</b>	<b>8,101</b>	<b>48,156</b>



## Notes to the Standalone Financial Statements for the year ended March 31, 2020

	[₹ in Millions (Mio INR)]						
		March 31, 2020			March 31, 2019		
	Level	FVPL	FVOCI	Amortised cost	FVPL	FVOCI	Amortised cost
<b>Financial liabilities</b>							
Financial lease liabilities	3	-	-	738	-	-	-
Trade payables	3	-	-	16,050	-	-	15,775
Unpaid dividend	3	-	-	47	-	-	45
Other payables (includes employee dues, etc.)	3	-	-	4,372	-	-	4,726
Capital creditors	3	-	-	370	-	-	481
Derivative liabilities	2	-	-	-	-	-	44
<b>Total financial liabilities</b>		-	-	<b>21,577</b>	-	-	<b>21,071</b>

Level 1: Level 1 hierarchy includes financial instruments measured using quoted prices. This includes listed equity instruments, tax free bonds and mutual funds that have quoted price. The fair value of all equity instruments, which are traded in the stock exchanges, are valued using the closing price as at the reporting period. The mutual funds are valued using the closing NAV.

Level 2: The fair value of financial instruments that are not traded in an active market (for market, traded bonds, over-the-counter derivatives) is determined using valuation techniques which maximise the use of observable market data and rely as little as possible on entity-specific estimates. If all significant inputs required to fair value an instrument are observable, the instrument is included in level 2.

Level 3: If one or more of the significant inputs is not based on observable market data, the instrument is included in Level 3.

There are no transfers between levels during the year.

**(ii) Valuation technique used to determine fair value**

Specific valuation techniques used to value financial instruments include:

- the fair value of forward foreign exchange contracts is determined using forward exchange rates at the balance sheet date
- the fair value of remaining financial instruments is determined using the discounted cash flow analysis

**(iii) Valuation process**

The finance and accounts department of the company performs the valuation of financial assets and liabilities required for financial reporting purposes, and report to the Executive Director (ED). Discussions on valuation processes and results are held between the ED and valuation team at least once every three months, in line with the Company's quarterly reporting periods.

The main level 3 inputs are derived and evaluated as follows:

- Discount rate for loans to employees are determined using prevailing bank lending rate.
- The fair values of financial assets and liabilities are determined using the discounted cash flow analysis.

**(iv) Fair value of financial assets and liabilities measured at amortised cost**

	[₹ in Millions (Mio INR)]			
	March 31, 2020		March 31, 2019	
	Carrying amount	Fair value	Carrying amount	Fair value
<b>Financial assets</b>				
Tax free bonds	4,712	5,094	5,217	5,692
Loans	1,096	1,096	1,063	1,063
<b>Total financial assets</b>	<b>5,808</b>	<b>6,190</b>	<b>6,280</b>	<b>6,755</b>
<b>Financial liabilities</b>				
Financial lease liabilities	521	521	-	-
Other financial liabilities	27	27	107	107
<b>Total financial liabilities</b>	<b>548</b>	<b>548</b>	<b>107</b>	<b>107</b>

With respect to trade receivables, other receivables, inter-corporate deposit, current portion of loans, cash and cash equivalents, other bank balance, trade payables, capital creditors, employee payables, the carrying amount is considered to be the same as their fair value due to their short-term nature.

## Notes to the Standalone Financial Statements for the year ended March 31, 2020

**Note 29: Financial risk management**

The Company's activities expose it to market risk, liquidity risk and credit risk. In order to minimise any adverse effects on the financial performance of the Company, derivative financial instruments, such as foreign exchange forward contracts and foreign currency option contracts are entered into by the Company to hedge certain foreign currency exposure. Derivatives are used exclusively for hedging and not as trading or speculative instruments.

**(A) Credit Risk**

Credit risk arises from cash and cash equivalents, instruments carried at amortised cost and deposits with banks, as well as credit exposures to customers including outstanding receivables.

**(i) Credit risk management**

Credit risk on cash and cash equivalents is limited as the Company generally invests in deposits with banks which have high credit ratings assigned by external agencies. Investments primarily include investment in debt based mutual funds whose portfolios have instruments with high credit rating and government bonds. The Board of Directors periodically review the investment portfolio of the Company. Credit risk on loans given to fellow subsidiaries is guaranteed by the holding company. Credit risk with respect to trade receivable is managed by the Company through setting up credit limits for customers and also periodically reviewing the credit worthiness of major customers.

Expected credit loss for trade receivables under simplified approach

	[₹ in Millions (Mio INR)]			
	March 31, 2020		March 31, 2019	
	Less than 6 months	More than 6 months	Less than 6 months	More than 6 months
Gross carrying amount	13,050	2,224	14,432	2,470
Expected credit losses (Loss allowance provision)	(98)	(1,046)	(69)	(1,158)
Carrying amount of trade receivables (net of impairment)	12,952	1,178	14,363	1,312

The gross carrying amount of trade receivables is 15,274 Mio INR (March 31, 2019 - Mio INR 16,902). During the period, the Company made no significant write-offs of trade receivables and it does not expect to receive future cash flows or recoveries from trade receivables previously written off.

**(ii) Reconciliation of loss allowance provision - Trade Receivables**

	[₹ in Millions (Mio INR)]
Gross carrying amount	
Loss allowance as at April 1, 2018	1,190
Changes in loss allowance	37
Loss allowance as at March 31, 2019	1,227
Changes in loss allowance	(83.37)
Loss allowance as at March 31, 2020	1,144

**(B) Liquidity risk**

Prudent liquidity risk management implies maintaining sufficient cash and marketable securities and the availability of funding through an adequate amount of internal financing by way of daily cash flow projection to meet obligations when due and to close out market positions. Due to the dynamic nature of the underlying businesses, company treasury maintains flexibility in funding by maintaining availability of funds.

Management monitors daily and monthly rolling forecasts of the Company's liquidity position and cash and cash equivalents on the basis of expected cash flows. This is generally carried in accordance with standard guidelines. The company has liquidity reserves in the form of highly liquid assets like cash and cash equivalents, debt based mutual funds, deposit accounts, etc.

(i) Financing arrangements: The company had access to the following undrawn borrowing facilities at the end of the reporting period

	[₹ in Millions (Mio INR)]	
	March 31, 2020	March 31, 2019
Floating rate		
- Expiring within one year (bank overdraft and other facilities)	20	20
- Expiring beyond one year (bank loans)	-	-
	20	20

## Notes to the Standalone Financial Statements for the year ended March 31, 2020

## (ii) Maturity of Financial liabilities

The table below summarises the company's financial liabilities into relevant maturity groupings based on their contractual maturities for:

- a) all non-derivative financial liabilities
- b) net and gross settled derivative financial instruments for which the contractual maturities are essential for an understanding of the timing of the cash flows

	[₹ in Millions (Mio INR)]			
	March 31, 2020		March 31, 2019	
	Less than 1 year	More than 1 year	Less than 1 year	More than 1 year
Trade payables	16,050	-	15,775	-
Financial Lease liabilities	218	521	-	-
Other financial liabilities	4,762	27	4,725	107
<b>Total non-derivative liabilities</b>	<b>21,030</b>	<b>548</b>	<b>20,500</b>	<b>107</b>
Foreign exchange forward contracts	1,766	-	2,933	-
Options contracts	-	-	1,112	-
<b>Total derivative liabilities</b>	<b>1,766</b>	<b>-</b>	<b>4,045</b>	<b>-</b>

**(C) Market risk**

## (i) Foreign currency risk

The company is exposed to foreign exchange risk arising from foreign currency transactions, primarily with respect to USD and EUR. Foreign exchange risk arises from future commercial transactions and recognised assets and liabilities denominated in a currency that is not the company's functional currency (INR). The risk is measured through a forecast of highly probable foreign currency cash flows. The objective of the hedges is to minimise the volatility of the INR cash flows of highly probable forecast transaction.

The Company imports and exports goods and services which are predominantly denominated in USD and EUR. This exposes the Company to foreign currency risk. To minimise this risk, the Company hedges using forward contracts and foreign currency option contracts on a net exposure basis.

a) Foreign currency risk exposure: The company exposure to foreign currency risk at the end of the reporting period expressed in Mio INR are as follows:

	[₹ in Millions (Mio INR)]			
	March 31, 2020		March 31, 2019	
	USD	EUR	USD	EUR
Financials assets	53	-	-	-
Trade receivables	904	356	1,362	172
<b>Exposure to foreign currency risk - assets</b>	<b>957</b>	<b>356</b>	<b>1,362</b>	<b>172</b>
Financial liabilities	2	-	-	-
Trade payables	13,684	2,947	4,788	817
<b>Exposure to foreign currency risk - liabilities</b>	<b>13,686</b>	<b>2,947</b>	<b>4,788</b>	<b>817</b>
Derivative liabilities				
Foreign exchange forward contracts	1,649	117	2,933	-
Foreign currency option contracts - Buy Option Contract	-	-	1,112	-
<b>Net exposure to foreign currency risk</b>	<b>11,080</b>	<b>2,474</b>	<b>(619)</b>	<b>645</b>

## Notes to the Standalone Financial Statements for the year ended March 31, 2020

(b) Sensitivity: The sensitivity of profit or loss to changes in the exchange rates arises mainly from foreign currency denominated financial instruments:

	[₹ in Millions (Mio INR)]	
	Impact on profit after tax	
	March 31, 2020	March 31, 2019
USD Sensitivity		
INR/USD - Increase by 1%*	(111)	6
INR/USD - Decrease by 1%*	111	(6)
EUR Sensitivity		
INR/EUR - Increase by 1%*	(25)	(6)
INR/EUR - Decrease by 1%*	25	6

\* Holding all other variables constant

(ii) Cash flow and fair value interest rate risk

(a) Interest rate risk exposure: The company does not have interest bearing borrowings and interest rate risk is towards opportunity cost on investment in tax free bonds. Company analyses it based on the sensitivity analysis and manages it by portfolio diversification.

(b) Sensitivity: Profit or loss is sensitive to changes in interest rate for tax free bonds. A change in the market interest level by 100 basis points would have the following effect on the profit after tax:

	[₹ in Millions (Mio INR)]	
	Impact on profit after tax	
	March 31, 2020	March 31, 2019
Interest rates - increase by 100 basis points*	(338)	(365)
Interest rates - decrease by 100 basis points*	338	365

\* Holding all other variables constant

(iii) Price risk

(a) Exposure: The Company has invested in equity securities and the exposure is equity securities price risk from investments held by the Company and classified in the balance sheet as fair value through OCI.

(b) Sensitivity: The table below summarises the impact of increase/decrease of the index in the company's equity and impact on OCI for the period. The analysis is based on the assumption that the equity index had increased/ decreased by 10% with all other variables held constant, and that all the company's equity instruments moved in line with the index.

	[₹ in Millions (Mio INR)]	
	Impact on other components of equity	
	March 31, 2020	March 31, 2019
Price - increase by 10%	667	810
Price - decrease by 10%	(667)	(810)

Other components of equity would increase/decrease as a result of gains/ (losses) on equity securities classified as fair value through Other Comprehensive Income.

### Note 30: Capital management

#### (a) Risk management

The Company has equity capital and other reserves attributable to the equity shareholders, as the only source of capital and the company does not have any interest bearing borrowings/ debts.

## Notes to the Standalone Financial Statements for the year ended March 31, 2020

**(b) Dividends**

[₹ in Millions (Mio INR)]

	March 31, 2020	March 31, 2019
(i) Dividends recognised		
Final dividend for the year ended March 31, 2019 of INR 105/- (March 31, 2018 - INR 100/-) per fully paid share	3,097	3,052
(ii) Dividends not recognised at the end of the reporting period		
In addition to the above dividends, since the year ended, the Directors have recommended the payment of a final dividend of INR 105/- per fully paid equity share (March 31, 2019 - INR 105/-). This proposed dividend is subject to the approval of shareholders in the ensuing annual general meeting	3,097	3,097
	3,097	3,097

**Note 31: Revenue from contracts with customers**

The Company derives revenues primarily from sale of goods and sale of services.

The Company recognizes revenue under the core principle to depict the transfer of control to the Company's customers in an amount reflecting the consideration the Company expects to be entitled.

Product revenues consist of sales to original equipment manufacturers (OEMs). The Company considers customer purchase orders, which in some cases are governed by master sales agreements, to be the contracts with a customer. In situations where sales are to a distributor, the Company has concluded that its contract is with the distributor as the Company holds a contract bearing enforceable rights and obligations only with the distributor. As part of its consideration of the contract, the Company evaluates certain factors including the customer's ability to pay (or credit risk). For each contract, the Company considers the promise to transfer products, each of which is distinct, to be the identified performance obligations.

Revenue from sales to distributors is recognized upon the transfer of control to the distributor. Discounts, sales incentives that are payable to distributors are netted-off with revenue.

In determining the transaction price, the Company evaluates whether the price is subject to refund or adjustment to determine the net consideration to which the Company expects to be entitled. Revenue is recognized when control of the product is transferred to the customer (i.e., when the Company's performance obligation is satisfied). Further, in determining whether control has transferred, the Company considers if there is a present right to payment and legal title, along with risks and rewards of ownership having transferred to the customer.

Cost to obtain a contract with a customer is recognized as an asset and amortised over the period of fulfillment of contract.

The impact of adoption of Ind AS 115 on the Company's financial statements are as follows:

[₹ in Millions (Mio INR)]

Reconciliation of reserves and surplus as at April 1, 2018	Note No.	March 31, 2019
<b>Reserves and surplus as at March 31, 2018</b>	12(b)(v)	<b>70,313</b>
Contract assets recognised	11	571
Contract liabilities recognised	16	(662)
Provisions for estimated losses	14	(339)
Deferred tax assets on the above	8	150
<b>Ind AS 115 transition impact</b>		<b>(280)</b>
<b>Reserves and surplus as at April 1, 2018</b>	12(b)(v)	<b>70,033</b>

## Notes to the Standalone Financial Statements for the year ended March 31, 2020

Description	As at April 1, 2019	Deferred cost	Cost transferred to the statement of profit and loss account	As at March 31, 2020
Contract assets (Refer note 11)	1,783 (571)	1,648 (1,389)	1,968 (177)	1,463 (1,783)

Description	As at April 1, 2019	Unearned revenue	Revenue recognised	As at March 31, 2020
Contract liabilities (Refer note 16)	1,805 (662)	1,598 (1,289)	2,050 (146)	1,353 (1,805)

i) Figures in brackets relate to previous year.

	March 31, 2020		March 31, 2019	
	Automotive	Others	Automotive	Others
Sale of Products	75,596	13,845	99,955	16,195
Sale of Services	5,600	105	2,035	552
Other operating revenue	2,156	1,114	1,077	1,036

**Note 32: Segment Information****(a) Description of segments and principal activities**

The Company's operations predominantly relate to operating segments in the automotive business which consists of diesel systems, gasoline systems and automotive aftermarket products and services and are aggregated into one reportable segment 'Automotive Products' in accordance with the aggregation criteria. Aggregation is done due to the similarities of the products and services provided to the customers, similar production processes and similarities in the regulatory environment. The Company also operates in other businesses consisting of Industrial technology, consumer goods, energy and building technology products and services which are non-automotive and do not meet the threshold criteria for reporting as separate segments threshold criteria for reporting as separate segments. Therefore, the reportable segment consists of "Automotive Products" and "Others".

Revenue by geographical areas is stated on the basis of origin and there are no non-current assets located outside India.

The accounting principles and policies adopted in the preparation of the standalone financial statements are also consistently applied to record income/ expenditure and assets/ liabilities in individual segments.

The inter-segment revenue have been accounted for based on the transaction price agreed to between segments which is primarily market based.

**(b) Details of operating segment**

[₹ in Millions (Mio INR)]

	Automotive Products		Others		Eliminations		Discontinued Operation		Total	
	March 31, 2020	March 31, 2019	March 31, 2020	March 31, 2019	March 31, 2020	March 31, 2019	March 31, 2020	March 31, 2019	March 31, 2020	March 31, 2019
<b>Revenue</b>										
Gross sale of product	75,596	99,955	13,845	16,195	-	-	665	1,667	90,106	117,817
Sale of services	5,600	2,035	105	552	-	-	23	54	5,728	2,641
Other operating revenue	2,156	1,077	1,114	1,036	-	-	17	7	3,287	2,120
Inter-segment revenue	-	-	279	515	(279)	(515)	-	-	-	-
<b>Total Revenue</b>	<b>83,352</b>	<b>103,067</b>	<b>15,343</b>	<b>18,298</b>	<b>(279)</b>	<b>(515)</b>	<b>705</b>	<b>1,728</b>	<b>99,121</b>	<b>122,578</b>
<b>Result</b>										
Segment result	4,934	18,100	1,463	2,197	-	-	871	70	7,268	20,367

## Notes to the Standalone Financial Statements for the year ended March 31, 2020

[₹ in Millions (Mio INR)]

Revenue from external customers	March 31, 2020	March 31, 2019
India	89,958	112,428
Other countries	9,163	10,151
<b>Total</b>	<b>99,121</b>	<b>122,579</b>

**(c) Reconciliation of profit**

[₹ in Millions (Mio INR)]

	March 31, 2020	March 31, 2019
<b>Segment results</b>	<b>7,268</b>	<b>20,367</b>
Less: Depreciation and amortisation	(413)	(194)
Less: Unallocated corporate expenses	(2,151)	(2,583)
Add: Other income (refer note 19)	5,466	5,953
Less: Finance costs (refer note 24)	(102)	(133)
<b>Profit before tax</b>	<b>10,068</b>	<b>23,410</b>

**(d) Details of segment assets and liabilities**

[₹ in Millions (Mio INR)]

Segment assets	March 31, 2020	March 31, 2019
Automotive Products	36,714	41,894
Others	6,559	9,219
<b>Total segment assets</b>	<b>43,273</b>	<b>51,113</b>
<b>Segment liabilities</b>		
Automotive Products	31,472	26,623
Others	4,696	6,522
<b>Total segment liabilities</b>	<b>36,168</b>	<b>33,145</b>

**(e) Reconciliation of assets**

[₹ in Millions (Mio INR)]

	March 31, 2020	March 31, 2019
<b>Segment assets</b>	<b>43,273</b>	<b>51,113</b>
Property, plant and equipment	2,345	1,676
Capital work-in progress	2,590	1,698
Investments	40,207	40,362
Investments in subsidiary, associate and joint venture	208	176
Other non-current assets	322	374
Deferred tax assets	4,566	4,596
Cash and cash equivalents	2,552	1,910
Bank balance other than cash and cash equivalents	20,008	10,617
Loans	6,660	5,237
Other financial assets	8,897	9,007
Other current assets	663	330
Income tax assets	909	-
<b>Total assets</b>	<b>133,200</b>	<b>127,096</b>

## Notes to the Standalone Financial Statements for the year ended March 31, 2020

**(f) Reconciliation of liabilities**

[₹ in Millions (Mio INR)]

	March 31, 2020	March 31, 2019
<b>Segment liabilities</b>	<b>36,168</b>	<b>33,145</b>
Trade payables	1,011	49
Provisions	1,338	548
Unpaid dividend	47	45
Other current liabilities	142	141
Other financial liabilities	1,800	1,748
Current tax liabilities	-	158
<b>Total liabilities</b>	<b>40,506</b>	<b>35,834</b>

**Note 33: Discontinued operation**

In accordance with the approvals received from the Board of Directors on May 21, 2019 and from the shareholders on August 23, 2019, the Company has executed the Business Transfer Agreement on October 1, 2019 and transferred the business of Packaging under the non-automotive products segment of the Company on a going concern basis by way of slump sale to Robert Bosch Packaging Technology India Private Limited. Consequently profit before tax and profit after tax for the Packaging business have been disclosed separately as discontinued operations in the statement of profit and loss.

## (a) Financial performance and cash flow information:

The financial performance and cash flow information presented are for the period ended September 30, 2019 (March 31, 2020 column) and the year ended March 31, 2019.

[₹ in Millions (Mio INR)]

	March 31, 2020	March 31, 2019
Revenue including other income	705	1,728
Expenses	(784)	(1,658)
Profit before income tax	(79)	70
Income tax (expense)/ credit	-	(24)
Profit after income tax	(79)	46
Gain on sale of division after income tax [refer (b) below]	729	-
Profit from discontinued operation	650	46
Other comprehensive income from discontinued operation	-	-
Net cash flow from operating activities	(44)	69
Net cash flow from investing activities (from sale of business)	1,273	-
Net cash flow from financing activities	-	-
Net cash generated from discontinued operation	1,229	69

## (b) Details of sale of business:

[₹ in Millions (Mio INR)]

	March 31, 2020	March 31, 2019
Consideration received	1,494	-
Carrying amount of net assets sold	(544)	-
Gain on sale before income tax	<b>950</b>	-
Income tax expense on gain	(221)	-
Gain on sale after income tax	<b>729</b>	-





## Notes to the Standalone Financial Statements for the year ended March 31, 2020

## (b) Related Party transactions/ balances - summary:

[₹ in Millions (Mio INR)]

Particulars	Holding Company	Fellow Subsidiary	Employees' Benefit plans where there is significant influence	Associate	Key Management Personnel	Joint Venture	Other related entities	Total
<b>Purchases of :</b>								
Property, plant and equipment	90	450	-	-	-	-	-	540
	(424)	(292)	(-)	(-)	(-)	(-)	(-)	(716)
Goods	9,061	16,640	-	485	-	-	-	26,186
	(12,701)	(21,134)	(-)	(584)	(-)	(-)	(-)	(34,419)
Dividend paid	2,137	48	-	-	-	-	-	2,185
	(2,106)	(45)	(-)	(-)	(-)	(-)	(-)	(2,151)
Amount paid for shares bought back	-	-	-	-	-	-	-	-
	(14,857)	(-)	(-)	(-)	(-)	(-)	(-)	(14,857)
<b>Services received:</b>								
Royalty and technical service fee	-	1,959	-	-	-	-	-	1,959
	(-)	(2,199)	(-)	(-)	(-)	(-)	(-)	(2,199)
Professional, consultancy and other charges	2,022	2,883	-	-	-	-	-	4,905
	(1,847)	(2,169)	(-)	(-)	(-)	(-)	(-)	(4,016)
Advance for expenses from fellow subsidiary	-	22	-	-	-	-	-	22
	(-)	(-)	(-)	(-)	(-)	(-)	-	-
Donation expense	-	-	-	-	-	-	93	93
	(-)	(-)	(-)	(-)	(-)	(-)	(88)	(88)
Loan given (*)	-	1,510	-	-	-	-	-	1,510
	(-)	(1,030)	(-)	(-)	(-)	(-)	(-)	(1,030)
Loan repaid	-	30	-	-	-	-	-	30
	(-)	(80)	(-)	(-)	(-)	(-)	(-)	(80)
Loan to related parties (*)	-	6,435	-	-	-	-	-	6,435
	(-)	(4,955)	(-)	(-)	(-)	(-)	(-)	(4,955)
Trade receivables	476	1,695	-	-	-	-	1	2,172
	(610)	(1,694)	(-)	(-)	(-)	(-)	(-)	(2,304)
Other financial assets (non-trade receivables)	2	131	-	1	-	-	-	134
	(2)	(285)	(-)	(-)	(-)	(-)	(-)	(287)
Advance to creditors	-	181	-	-	-	-	-	181
	(-)	(-)	(-)	(-)	(-)	(-)	(-)	(-)
Amount payable on behalf of fellow subsidiary	-	21	-	-	-	-	-	21
	(-)	(-)	(-)	(-)	(-)	(-)	(-)	(-)
Trade payables	3,254	6,753	-	56	-	-	-	10,063
	(2,483)	(5,767)	(-)	(106)	(-)	(-)	(-)	(8,356)
Other financial liabilities	2	197	-	-	-	-	-	199
	(161)	(44)	(-)	(-)	(-)	(-)	(-)	(205)
Contributions made to Employees' Benefit plans	-	-	555	-	-	-	-	555
	(-)	(-)	(1,225)	(-)	(-)	(-)	(-)	(1,225)
<b>Managerial Remuneration:</b>								
Mr. Soumitra Bhattacharya	-	-	-	-	78	-	-	78
	(-)	(-)	(-)	(-)	(77)	(-)	(-)	(77)
Mr. Srinivasan S C	-	-	-	-	51	-	-	51
	(-)	(-)	(-)	(-)	(49)	(-)	(-)	(49)
Dr. Andreas Wolf	-	-	-	-	86	-	-	86
	(-)	(-)	(-)	(-)	(68)	(-)	(-)	(68)
Mr. Jan Oliver Röhrh	-	-	-	-	78	-	-	78
	(-)	(-)	(-)	(-)	(72)	(-)	(-)	(72)
Mr. Sandeep N	-	-	-	-	5	-	-	5
	(-)	(-)	(-)	(-)	(-)	(-)	(-)	(-)
Sitting fees/ commissions to non-executive directors	-	-	-	-	16	-	-	16
	(-)	(-)	(-)	(-)	(16)	(-)	(-)	(16)

## Notes to the Standalone Financial Statements for the year ended March 31, 2020

[₹ in Millions (Mio INR)]

Particulars	Holding Company	Fellow Subsidiary	Employees' Benefit plans where there is significant influence	Associate	Key Management Personnel	Joint Venture	Other related entities	Total
Unpaid Bonus/ Commission as at the year end	-	-	-	-	-	-	-	-
	(-)	(-)	(-)	(-)	(133)	(-)	(-)	(133)
Loan and Advances :								
Amount outstanding at the year end	-	-	-	-	6	-	-	6
	(-)	(-)	(-)	(-)	(2)	(-)	(-)	(2)

Figures in brackets relate to previous year.

(c) Names and details of fellow subsidiaries having transaction value in excess of 10% in line transactions during the year:

Particulars	Name of the related party	March 31, 2020	March 31, 2019
Net sale of product	Bosch Automotive Electronics India Private Ltd.	241	161
	Bosch Diesel s.r.o.	239	117
	Robert Bosch LLC	261	173
	Bosch Automotive Diesel Systems Co., Ltd.	170	341
	Bosch Sanayi ve Ticaret A.S.	77	419
Sale of services	Bosch Chassis Systems India Private Ltd.	135	89
	Robert Bosch Engineering and Business Solutions Private Ltd.	179	53
	Bosch Automotive Service Solutions Inc.	216	58
Rental income	Bosch Security Systems B.V.	-	113
	Bosch Automotive Electronics India Private Ltd.	221	164
Miscellaneous income (including reimbursements received)	Robert Bosch Engineering and Business Solutions Private Ltd.	865	813
	Bosch Automotive Electronics India Private Ltd.	127	197
	Bosch Chassis Systems India Private Ltd.	106	97
Interest earned	Robert Bosch Engineering and Business Solutions Private Ltd.	128	292
	Bosch Rexroth (India) Private Limited	267	262
Purchase of goods	BSH Household Appliances Manufacturing Private Limited	224	94
	Robert Bosch Power Tools GmbH	4,629	4,430
	Bosch Automotive Electronics India Pvt. Ltd., India	5,241	5,307
Purchase of property, plant and equipment	Bosch Automotive Diesel Systems Co., Ltd., China	708	2,112
	Robert Bosch Manufacturing Solutions GmbH	162	64
Professional, consultancy and other charges received	Robert Bosch Korea Limited Company	181	-
	Bosch Rexroth (India) Private Limited	1	72
	ETAS Automotive India Private Ltd.	12	38
	Bosch Automotive Diesel Systems Co., Ltd.	-	39
	Robert Bosch (France) S.A.S.	8	33
Royalty and technical service fee	Robert Bosch Engineering and Business Solutions Private Ltd.	2,168	1,615
	Bosch Corporation	243	63
Loan given	Bosch Technology Licensing Administration GmbH	1,952	2,189
	BSH Household Appliances Manufacturing Pvt Ltd	1,500	1,000
Loan repaid	Automobility Services and Solutions Private Limited	10	30
	Automobility Services and Solutions Private Limited	30	-
Contributions made to Employees' Benefit plans	Mivin Engg. Technologies Pvt. Ltd.,	-	80
	Bosch Employees' Gratuity Fund., India	40	688
	Bosch Superannuation Fund Trust., India	131	146
	Bosch Employees (Bangalore) Provident Fund Trust., India	312	312
	Bosch Workmen's (Nashik) Provident Fund Trust., India	73	80
Sale of property, plant and equipments	Bosch Chassis Systems India Private Ltd.	1	2
	Precision Seals Manufacturing Ltd.	1	1
	Robert Bosch Engineering and Business Solutions Private Ltd.	-	1
Advance for expenses from fellow subsidiary	Bosch Sanayi ve Ticaret A.S.	-	2
	Robert Bosch Automotive Steering Private Limited	22	-
Advance to creditors	Robert Bosch Manufacturing Solutions GmbH	181	-

Note: The amounts disclosed above include amounts pertaining to discontinued operations.

## Notes to the Standalone Financial Statements for the year ended March 31, 2020

**Note 35: Leases**

Information on leases as per Ind AS 116 on “Leases”:

(a) Following are the changes in the carrying value of right of use assets for the year ended March 31, 2020:

	[₹ in Millions (Mio INR)]		
	“Right of Use Assets (Land)”	“Right of Use Assets (Buildings)”	Total
As at March 31, 2019	-	-	-
Reclassified on account of adoption of Ind AS 116 (Refer Note 4(a))	1,613	-	1,613
Ind AS 116 Transition Impact	-	688	688
As at April 1, 2019	1,613	688	2,301
Additions/Modifications	-	250	250
Deletions/Adjustments*	(60)	-	(60)
Depreciation	(9)	(257)	(266)
As at March 31, 2020	1,544	681	2,225

The aggregate depreciation is included under depreciation and amortisation expense in the Statement of Profit and Loss.

\*Deductions/adjustments for the current year includes assets whose cost is Mio 86 INR and opening accumulated depreciation is Mio INR 26 as part of sale of packaging division [Refer Note 33]

(b) The following is the break-up of current and non-current lease liabilities as at March 31, 2020:

	[₹ in Millions (Mio INR)]	
	As at March 31, 2020	
	Current	Non-Current
Lease Liabilities	218	521

(c) The following is the movement in the lease liabilities for the year ended March 31, 2020

	[₹ in Millions (Mio INR)]
	Lease Liabilities
As at March 31, 2019	-
Ind AS 116 Transition Impact	688
As at April 1, 2019	688
Additions/Modifications	249
Finance Cost	60
Lease Rentals Paid	(259)
As at March 31, 2020	738

(d) The table provides details regarding contractual liabilities of lease liabilities as at March 31, 2020 on an undiscounted basis:

	[₹ in Millions (Mio INR)]
Undiscounted future cash flows	As at March 31, 2020
- Not later than 1 year	264
- Later than 1 year and not later than 5 years	510
- Later than 5 years	86

(e) Rental expense recorded for short-term leases was Mio INR 179 for the year ended March 31, 2020.

## Notes to the Standalone Financial Statements for the year ended March 31, 2020

## (f) Operating Lease Income :

The Company has leased out certain office spaces that are renewable on a periodic basis. All leases are cancellable with 3 months notice. Rental income received during the year in respect of operating lease is Mio INR 1,130 (2018-19: Mio INR 1,043). Details of assets given on operating lease as at year end are as below.

	[₹ in Millions (Mio INR)]							
	Gross Block		Accumulated Depreciation		Written down value		Depreciation for the year	
	March 31, 2020	March 31, 2019	March 31, 2020	March 31, 2019	March 31, 2020	March 31, 2019	March 31, 2020	March 31, 2019
Land	38	38	-	-	38	38	-	-
Buildings	2,136	2,126	770	619	1,366	1,507	151	168
Plant and machinery	526	518	469	415	57	103	54	83
Furniture and fixtures	2	2	1	1	1	1	1	1
Office equipment	3	2	3	2	-	-	1	-
<b>Total</b>	<b>2,705</b>	<b>2,686</b>	<b>1,243</b>	<b>1,037</b>	<b>1,462</b>	<b>1,649</b>	<b>207</b>	<b>252</b>

**Note 36: Earnings Per Share**

## (a) Basic and diluted earning per share

	[₹ in Millions (Mio INR)]	
	For the year ended March 31, 2020	For the year ended March 31, 2019
Profit attributable to Equity Shareholders from continuing operations	5,848	15,934
Profit attributable to Equity Shareholders from discontinued operation	650	46
Weighted average number of Equity Shares outstanding during the year	29,493,640	30,427,879
Nominal value of Equity Shares (Rs.)	10	10
Basic and Diluted earnings per Share (Rs.) from continuing operations	198	524
Basic and Diluted earnings per Share (Rs.) from discontinued operation	22	1
Basic and Diluted earnings per Share (Rs.) from continuing operations and discontinued operation	220	525

## (b) Reconciliation of earnings used in calculating earnings per share

	[₹ in Millions (Mio INR)]	
	For the year ended March 31, 2020	For the year ended March 31, 2019
Profit attributable to the equity holders of the Company used in calculating basic earnings per share:		
From continuing operations	5,848	15,934
From discontinued operation	650	46

## (c) Weighted average number of shares used as the denominator

	[₹ in Millions (Mio INR)]	
	For the year ended March 31, 2020	For the year ended March 31, 2019
Weighted average number of equity shares used as the denominator in calculating basic and diluted earnings per share	29,493,640	30,427,879

## Notes to the Standalone Financial Statements for the year ended March 31, 2020

**Note 37: Contingent liabilities**

[₹ in Millions (Mio INR)]

	March 31, 2020	March 31, 2019
Claims against the Company not acknowledged as debts:		
(a) Excise/ Customs		
Net of tax	263	220
Gross	352	338
(b) Income tax [refer note (i) below]	1,050	738

(i) Relates to adjustments made by the Income Tax Department for the financial year 2011-12, 2012-13, 2013-14, 2014-15 and 2015-16 which are disputed by the Company and the matters are lying under appeal with appellate authority and uncertain tax positions relating to such adjustments by the Income Tax Department.

**Note 38:** The Company has a process whereby periodically all long term contracts (including derivative contracts) are assessed for material foreseeable losses. At the year end, the Company has reviewed and ensured that adequate provision as required under any law/ accounting standards for material foreseeable losses on such long term contracts (including derivative contracts) has been made in the books of accounts.

**Note 39:** Estimated amount of contracts remaining to be executed on capital accounts and not provided for (net of advances)

[₹ in Millions (Mio INR)]

	March 31, 2020	March 31, 2019
Property, plant and equipment	2,274	2,970
Investment properties	108	291

**Note 40:** Advances include dues from directors and officers of the Company

**Note 41: Offsetting financial assets and financial liabilities**

The Company provides the incentives to selected customers under the terms of the agreements, the amounts payable by the Company are offset against receivables from the customers and only the net amounts are settled. The amounts offset as at March 31, 2020 is Mio INR 728 (March 31, 2019: Mio INR 1,235) which is disclosed under note 7(b).

**Note 42: Buy-back of shares**

During the year 2018-19, pursuant to the appropriate approvals, the Company had made an offer for buy back and accordingly bought back 1,027,100 fully paid-up equity shares of the Company at a price of Rs. 21,000 per share for an aggregate amount of Mio INR 21,569 and has extinguished such equity shares. The Company has utilized general reserve amounting to Mio INR 21,559 for the buyback of its shares. In accordance with Section 69 of the Companies Act, 2013, the Company created a capital redemption reserve amounting to INR 10 Mio, equal to the nominal value of the shares bought back, as an appropriation from the general reserve.

**Note 43: Exceptional item**

The Company is undergoing major transformation with regard to structural and cyclical changes in automotive market and emerging opportunities in the electro mobility and mobility segment. During the year, the Company has made a provision towards various restructuring and transformational projects including asset impairment and disclosed as an exceptional item.

**Note 44: COVID-19**

Spread of COVID -19 has affected the economic activity across the Globe, including India. This impact on the business will depend upon future developments that cannot be predicted reliably at this stage. However, based on the preliminary estimates, the Company does not anticipate any major challenge in meeting its Financial obligations, on long term basis. Further, the Company does not carry any risk in the recoverability and carrying values of its assets including Property, plant and Equipment, trade receivable, inventory and investments. The Company does not anticipate any additional liability as at the Balance Sheet date. However, the Company will closely monitor any material changes to future economic conditions impacting its business

## Notes to the Standalone Financial Statements for the year ended March 31, 2020

**Note 45: Previous period figures**

Previous period's figures have been regrouped/ reclassified, wherever necessary, to conform to current year classification.

**Note 46: Rounding off**

Amounts mentioned as "0" in the standalone financial statements denote amounts rounded off being less than Rupees one million.

Notes to the financial statements 1 to 46

For Deloitte Haskins & Sells LLP  
Chartered Accountants

For and on behalf of the Board

Soumitra Bhattacharya	(DIN: 02783243)	Managing Director
Jan-Oliver Röhrl	(DIN: 07706011)	Joint Managing Director
S.C. Srinivasan	(DIN: 02327433)	CFO & Executive Director

S. Sundaresan  
Partner

Place: Bengaluru  
Date: May 22, 2020

Rajesh Parte  
Place: Mumbai

Company Secretary & Compliance Officer

# Independent Auditor's Report

To the Members of Bosch Limited

## Report on the Audit of the Consolidated Financial Statements

### Opinion

We have audited the accompanying consolidated financial statements of BOSCH LIMITED ("the Parent") and its subsidiary (the Parent and its subsidiary together referred to as "the Group") which includes the Group's share of profit / loss in its associate and joint venture, comprising the Consolidated Balance Sheet as at March 31, 2020, and the Consolidated Statement of Profit and Loss (including Other Comprehensive Income), the Consolidated Cash Flow Statement and the Consolidated Statement of Changes in Equity for the year then ended, and a summary of significant accounting policies and other explanatory information.

In our opinion and to the best of our information and according to the explanations given to us, and based on the consideration of reports of the other auditors on separate financial statements of the joint venture referred to in the Other Matters section below, the aforesaid consolidated financial statements give the information required by the Companies Act, 2013 ("the Act") in the manner so required and give a true and fair view in conformity with the Indian Accounting Standards prescribed under section 133 of the Act read with the Companies (Indian Accounting Standards) Rules, 2015, as amended ('Ind AS'), and other accounting principles generally accepted in India, of the consolidated state of affairs of the Group as at March 31, 2020, and their consolidated profit, their consolidated total comprehensive income, their consolidated cash flows and their consolidated changes in equity for the year ended on that date.

### Basis for Opinion

We conducted our audit of the consolidated financial statements in accordance with the Standards on Auditing specified under section 143 (10) of the Act (SAs). Our responsibilities under those Standards are further described in the Auditor's Responsibility for the Audit of the Consolidated Financial Statements section of our report. We are independent of the Group in accordance with the Code of Ethics issued by the Institute of Chartered Accountants of India (ICAI) together with the ethical requirements that are relevant to our audit of the consolidated financial statements under the provisions of the Act and the Rules made thereunder, and we have fulfilled our other ethical responsibilities in accordance with these requirements and the ICAI's Code of Ethics. We believe that the audit evidence obtained by us is sufficient and appropriate to provide a basis for our audit opinion on the consolidated financial statements.

### Key Audit Matters

Key audit matters are those matters that, in our professional judgment, were of most significance in our audit of the consolidated financial statements of the current period. These matters were addressed in the context of our audit of the consolidated financial statements as a whole, and in forming our opinion thereon, and we do not provide a separate opinion on these matters. We have determined the matters described below to be the key audit matters to be communicated in our report.

Sr. No.	Key Audit Matter	Auditor's Response
1	<p><b>Provision towards various restructuring and transformational projects – Refer note 45</b></p> <p>The Parent Company is undergoing major transformation with regard to structural and cyclical changes in automotive market and emerging opportunities in the electro mobility and mobility segment. On account of this, the Parent Company has made additional provision towards various restructuring and transformational projects during the year amounting to Rs. 7,167 million (disclosed as an exceptional item in the Consolidated Statement of Profit and Loss)</p> <p>We consider provision towards restructuring and transformational projects to be a key area of focus for our audit due to:</p> <ul style="list-style-type: none"> <li>the size of the provision</li> <li>the management's assessment of the obligation which is based on past settlements and best estimates of current expectations.</li> </ul>	<p>Our principal audit procedures performed, among other procedures, included the following:</p> <ol style="list-style-type: none"> <li>We obtained an understanding of the management's processes for assessing the requirements of provisions.</li> <li>We carried out testing of management's controls over recognising provision including assessment of the estimate involved and the timing of utilisation of the provisions.</li> <li>We verified the management's plan for restructuring and transformation projects which gives rise to a constructive obligation resulting in recognition of provisions.</li> <li>We tested the basis of provision created.</li> <li>We verified the approvals received for the provisions created.</li> <li>We verified the arithmetical accuracy of the computations in creating the provisions.</li> <li>Assessed the accounting principles applied by the Parent Company to measure and recognise the provisions in accordance with the Indian Accounting Standards, applicable regulatory financial reporting framework and other accounting principles generally accepted in India and ensured adequacy of disclosures.</li> </ol>

### Information Other than the Financial Statements and Auditor's Report Thereon

- The Parent's Board of Directors is responsible for the other information. The other information comprises the information included in the "Financials at a Glance", "Directors' Report including Management Discussion and Analysis", including "Annexures to the Report of Directors" and "Report on Corporate Governance" but does not include the consolidated financial statements, standalone financial statements and our auditor's report thereon.
- Our opinion on the consolidated financial statements does not cover the other information and we do not express any form of assurance conclusion thereon.



- In connection with our audit of the consolidated financial statements, our responsibility is to read the other information, compare with the financial statements of the subsidiary, joint venture and associate audited by the other auditors, to the extent it relates to these entities and, in doing so, place reliance on the work of the other auditors and consider whether the other information is materially inconsistent with the consolidated financial statements or our knowledge obtained during the course of our audit or otherwise appears to be materially misstated. Other information so far as it relates to the joint venture and associate, is traced from their financial statements audited by the other auditors.
- If, based on the work we have performed, we conclude that there is a material misstatement of this other information, we are required to report that fact. We have nothing to report in this regard.

#### **Management's Responsibility for the Consolidated Financial Statements**

The Parent's Board of Directors is responsible for the matters stated in section 134(5) of the Act with respect to the preparation of these consolidated financial statements that give a true and fair view of the consolidated financial position, consolidated financial performance including other comprehensive income, consolidated cash flows and consolidated changes in equity of the Group including its Associate in accordance with the and other accounting principles generally accepted in India. The respective Board of Directors of the companies included in the Group and of its associate are responsible for maintenance of adequate accounting records in accordance with the provisions of the Act for safeguarding the assets of the Group and its associate and for preventing and detecting frauds and other irregularities; selection and application of appropriate accounting policies; making judgments and estimates that are reasonable and prudent; and design, implementation and maintenance of adequate internal financial controls, that were operating effectively for ensuring the accuracy and completeness of the accounting records, relevant to the preparation and presentation of the financial statements that give a true and fair view and are free from material misstatement, whether due to fraud or error, which have been used for the purpose of preparation of the consolidated financial statements by the Directors of the Parent, as aforesaid.

In preparing the consolidated financial statements, the respective Board of Directors of the companies included in the Group (and of its associate) are responsible for assessing the ability of the Group (and of its associate) to continue as a going concern, disclosing, as applicable, matters related to going concern and using the going concern basis of accounting unless the management either intends to liquidate or cease operations, or has no realistic alternative but to do so.

The respective Board of Directors of the companies included in the Group and of its associate and joint venture are also responsible for overseeing the financial reporting process of the Group and of its associate and joint venture.

#### **Auditor's Responsibility for the Audit of the Consolidated Financial Statements**

Our objectives are to obtain reasonable assurance about whether the consolidated financial statements as a whole are free from material misstatement, whether due to fraud or error, and to issue an auditor's report that includes our opinion. Reasonable assurance is a high level of assurance, but is not a guarantee that an audit conducted in accordance with SAs will always detect a material misstatement when it exists. Misstatements can arise from fraud or error and are considered material if, individually or in the aggregate, they could reasonably be expected to influence the economic decisions of users taken on the basis of these consolidated financial statements.

As part of an audit in accordance with SAs, we exercise professional judgment and maintain professional skepticism throughout the audit. We also:

- Identify and assess the risks of material misstatement of the consolidated financial statements, whether due to fraud or error, design and perform audit procedures responsive to those risks, and obtain audit evidence that is sufficient and appropriate to provide a basis for our opinion. The risk of not detecting a material misstatement resulting from fraud is higher than for one resulting from error, as fraud may involve collusion, forgery, intentional omissions, misrepresentations, or the override of internal control.
- Obtain an understanding of internal financial control relevant to the audit in order to design audit procedures that are appropriate in the circumstances. Under section 143(3)(i) of the Act, we are also responsible for expressing our opinion on whether the Parent has adequate internal financial controls system in place and the operating effectiveness of such controls.
- Evaluate the appropriateness of accounting policies used and the reasonableness of accounting estimates and related disclosures made by the management.
- Conclude on the appropriateness of management's use of the going concern basis of accounting and, based on the audit evidence obtained, whether a material uncertainty exists related to events or conditions that may cast significant doubt on the ability of the Group and its associate to continue as a going concern. If we conclude that a material uncertainty exists, we are required to draw attention in our auditor's report to the related disclosures in the consolidated financial statements or, if such disclosures are inadequate, to modify our opinion. Our conclusions are based on the audit evidence obtained up to the date of our auditor's report. However, future events or conditions may cause the Group and its associate to cease to continue as a going concern.
- Evaluate the overall presentation, structure and content of the consolidated financial statements, including the disclosures, and whether the consolidated financial statements represent the underlying transactions and events in a manner that achieves fair presentation.
- Obtain sufficient appropriate audit evidence regarding the financial information of the entities or business activities within the Group and its associate and joint venture to express an opinion on the consolidated financial statements. We are responsible for the direction, supervision and performance of the audit of the financial statements of such entities or business activities included in the consolidated financial statements of which we are the independent auditors. For the other entities or business activities included in the consolidated financial statements, which have been audited by the other auditors, such other auditors remain responsible for the direction, supervision and performance of the audits carried out by them. We remain solely responsible for our audit opinion.

Materiality is the magnitude of misstatements in the consolidated financial statements that, individually or in aggregate, makes it probable that the economic decisions of a reasonably knowledgeable user of the consolidated financial statements may be influenced. We consider quantitative materiality and qualitative factors in (i) planning the scope of our audit work and in evaluating the results of our work; and (ii) to evaluate the effect of any identified misstatements in the consolidated financial statements.

We communicate with those charged with governance of the Parent and such other entities included in the consolidated financial statements of which we are the independent auditors regarding, among other matters, the planned scope and timing of the audit and significant audit findings, including any significant deficiencies in internal control that we identify during our audit.

We also provide those charged with governance with a statement that we have complied with relevant ethical requirements regarding independence, and to communicate with them all relationships and other matters that may reasonably be thought to bear on our independence, and where applicable, related safeguards.

From the matters communicated with those charged with governance, we determine those matters that were of most significance in the audit of the consolidated financial statements of the current period and are therefore the key audit matters. We describe these matters in our auditor's report unless law or regulation precludes public disclosure about the matter or when, in extremely rare circumstances, we determine that a matter should not be communicated in our report because the adverse consequences of doing so would reasonably be expected to outweigh the public interest benefits of such communication.

#### Other Matters

- (a) We did not audit the financial statements of one joint venture whose financial statements reflect total assets of Rs. 76 million as at March 31, 2020, total revenues of Rs. 50 million and net cash inflows amounting to Rs. 7 million for the year ended on that date, as considered in the consolidated financial statements. The consolidated financial statements also include the Group's share of net loss of Rs. 8 million for the year ended March 31, 2020, as considered in the consolidated financial statements, in respect of one joint venture, whose financial statements have not been audited by us. These financial statements have been audited by other auditors whose reports have been furnished to us by the Management and our opinion on the consolidated financial statements, in so far as it relates to the amounts and disclosures included in respect of this joint venture, and our report in terms of subsection (3) of Section 143 of the Act, in so far as it relates to the aforesaid joint venture is based solely on the reports of the other auditors.

Our opinion on the consolidated financial statements above and our report on Other Legal and Regulatory Requirements below, is not modified in respect of the above matters with respect to our reliance on the work done and the reports of the other auditors and the financial statements certified by the Management.

#### Report on Other Legal and Regulatory Requirements

1. As required by Section 143(3) of the Act, based on our audit we report, that:

- a) We have sought and obtained all the information and explanations which to the best of our knowledge and belief were necessary for the purposes of our audit of the aforesaid consolidated financial statements.
- b) In our opinion, proper books of account as required by law relating to preparation of the aforesaid consolidated financial statements have been kept so far as it appears from our examination of those books.
- c) The Consolidated Balance Sheet, the Consolidated Statement of Profit and Loss including Other Comprehensive Income, the Consolidated Cash Flow Statement and the Consolidated Statement of Changes in Equity dealt with by this Report are in agreement with the relevant books of account maintained for the purpose of preparation of the consolidated financial statements.
- d) In our opinion, the aforesaid consolidated financial statements comply with the Ind AS specified under Section 133 of the Act.
- e) On the basis of the written representations received from the directors of the Parent as on March 31, 2020 taken on record by the Board of Directors of the Company and the reports of the statutory auditors of its subsidiary company, associate company and joint venture company incorporated in India, none of the directors of the Group companies, its associate company and joint venture company incorporated in India is disqualified as on March 31, 2020 from being appointed as a director in terms of Section 164 (2) of the Act.
- f) With respect to the adequacy of the internal financial controls over financial reporting and the operating effectiveness of such controls, refer to our separate Report in "Annexure A" which is based on the auditors' reports of the Parent, subsidiary and associate incorporated in India. Our report expresses an unmodified opinion on the adequacy and operating effectiveness of internal financial controls over financial reporting of those companies. Based on the audit report of joint venture, audited by other auditors, reporting on the adequacy of Internal Financial Control Over Financial Reporting of the Company and the operating effectiveness of such controls under Clause (i) of Sub-section 3 of Section 143 of the Act (the "Report on Internal Financial Controls") is not applicable to such joint venture in view of the exemption available in terms of the notification no. G.S.R. 583(E) dated 13 June 2017 issued by the Ministry of Corporate Affairs, Government of India, read with general circular No. 08/2017 dated 25 July 2017.
- g) With respect to the other matters to be included in the Auditor's Report in accordance with the requirements of section 197(16) of the Act, as amended,

In our opinion and to the best of our information and according to the explanations given to us, the remuneration paid by the Parent to its directors during the year is in accordance with the provisions of section 197 of the Act.

- h) With respect to the other matters to be included in the Auditor's Report in accordance with Rule 11 of the Companies (Audit and Auditors) Rules, 2014, as amended in our opinion and to the best of our information and according to the explanations given to us:
  - i) The consolidated financial statements disclose the impact of pending litigations on the consolidated financial position of the Group and its associate and joint venture.
  - ii) Provision has been made in the consolidated financial statements, as required under the applicable law or accounting standards, for material foreseeable losses, if any, on long-term contracts including derivative contracts;
  - iii) There has been no delay in transferring amounts, required to be transferred, to the Investor Education and Protection Fund by the Parent. There were no amounts required to be transferred to Investor Education and Protection Fund by its subsidiary and associate and joint venture incorporated in India.

For **DELOITTE HASKINS & SELLS LLP**  
Chartered Accountants  
(Firm's Registration No. 117366W/W-100018)

**S. Sundaresan**  
Partner

(Membership No. 25776)  
UDIN: 20025776AAAACJ1579

# Annexure “A” to the Independent Auditor’s Report

(Referred to in paragraph 1(f) under ‘Report on Other Legal and Regulatory Requirements’ section of our report of even date)

## Report on the Internal Financial Controls Over Financial Reporting under Clause (i) of Sub section 3 of Section 143 of the Companies Act, 2013 (“the Act”)

In conjunction with our audit of the consolidated financial statements of the Company as of and for the year ended March 31, 2020, we have audited the internal financial controls over financial reporting of BOSCH LIMITED (“the Parent”) and its subsidiary (the Parent and its subsidiary together referred to as “the Group”) and its associate which are companies incorporated in India, as of that date. This report does not include Report on Internal Financial Controls Over Financial Reporting under Clause (i) of Sub-section 3 of Section 143 of the Act (the “Report on Internal Financial Controls”) for the joint venture, since based on the audit report of the joint venture, audited by other auditors, the said Report on Internal Financial Controls is not applicable to such joint venture in view of the exemption available in terms of the notification no. G.S.R. 583(E) dated 13 June 2017 issued by the Ministry of Corporate Affairs, Government of India, read with general circular No. 08/2017 dated 25 July 2017.

### Management’s Responsibility for Internal Financial Controls

The respective Board of Directors of the Parent, its subsidiary and its associate which are companies incorporated in India, are responsible for establishing and maintaining internal financial controls based on the internal control over financial reporting criteria established by the respective Companies considering the essential components of internal control stated in the Guidance Note on Audit of Internal Financial Controls Over Financial Reporting issued by the Institute of Chartered Accountants of India (ICAI). These responsibilities include the design, implementation and maintenance of adequate internal financial controls that were operating effectively for ensuring the orderly and efficient conduct of its business, including adherence to the respective company’s policies, the safeguarding of its assets, the prevention and detection of frauds and errors, the accuracy and completeness of the accounting records, and the timely preparation of reliable financial information, as required under the Companies Act, 2013.

### Auditor’s Responsibility

Our responsibility is to express an opinion on the internal financial controls over financial reporting of the Parent, its subsidiary and its associate, which are companies incorporated in India, based on our audit. We conducted our audit in accordance with the Guidance Note on Audit of Internal Financial Controls Over Financial Reporting (the “Guidance Note”) issued by the Institute of Chartered Accountants of India and the Standards on Auditing, prescribed under Section 143(10) of the Companies Act, 2013, to the extent applicable to an audit of internal financial controls. Those Standards and the Guidance Note require that we comply with ethical requirements and plan and perform the audit to obtain reasonable assurance about whether adequate internal financial controls over financial reporting was established and maintained and if such controls operated effectively in all material respects.

Our audit involves performing procedures to obtain audit evidence about the adequacy of the internal financial controls system over financial reporting and their operating effectiveness. Our audit of internal financial controls over financial reporting included obtaining an understanding of internal financial controls over financial reporting, assessing the risk that a material weakness exists, and testing and evaluating the design and operating effectiveness of internal control based on the assessed risk. The procedures selected depend on the auditor’s judgement, including the assessment of the risks of material misstatement of the financial statements, whether due to fraud or error.

We believe that the audit evidence we have obtained, is sufficient and appropriate to provide a basis for our audit opinion on the Group’s internal financial controls system over financial reporting of the Parent, its subsidiary and associate, which are companies incorporated in India.

### Meaning of Internal Financial Controls Over Financial Reporting

A company’s internal financial control over financial reporting is a process designed to provide reasonable assurance regarding the reliability of financial reporting and the preparation of financial statements for external purposes in accordance with generally accepted accounting principles. A company’s internal financial control over financial reporting includes those policies and procedures that (1) pertain to the maintenance of records that, in reasonable detail, accurately and fairly reflect the transactions and dispositions of the assets of the company; (2) provide reasonable assurance that transactions are recorded as necessary to permit preparation of financial statements in accordance with generally accepted accounting principles, and that receipts and expenditures of the company are being made only in accordance with authorisations of management and directors of the company; and (3) provide reasonable assurance regarding prevention or timely detection of unauthorised acquisition, use, or disposition of the company’s assets that could have a material effect on the financial statements.

### Inherent Limitations of Internal Financial Controls Over Financial Reporting

Because of the inherent limitations of internal financial controls over financial reporting, including the possibility of collusion or improper management override of controls, material misstatements due to error or fraud may occur and not be detected. Also, projections of any evaluation of the internal financial controls over financial reporting to future periods are subject to the risk that the internal financial control over financial reporting may become inadequate because of changes in conditions, or that the degree of compliance with the policies or procedures may deteriorate.

### Opinion

In our opinion to the best of our information and according to the explanations given to us, the Parent, its subsidiary company and its associate company which are companies incorporated in India, have, in all material respects, an adequate internal financial controls system over financial reporting and such internal financial controls over financial reporting were operating effectively as at March 31, 2020, based on the criteria for internal financial control over financial reporting established by the respective companies considering the essential components of internal control stated in the Guidance Note on Audit of Internal Financial Controls Over Financial Reporting issued by the Institute of Chartered Accountants of India..

For **DELOITTE HASKINS & SELLS LLP**  
Chartered Accountants  
(Firm’s Registration No. 117366W/W-100018)

**S. Sundaresan**  
Partner  
(Membership No. 25776)  
UDIN: 20025776AAAACJ1579

Place: Bengaluru  
Date: May 22, 2020

# Consolidated Balance Sheet

[₹ in Millions (Mio INR)]

	Note No.	As at March 31, 2020	As at March 31, 2019
<b>A Assets</b>			
<b>1. Non-current assets</b>			
Property, plant and equipment	4(a)	9,729	10,108
Right of use assets	34(a)	2,225	-
Capital work-in progress	4(b)	4,870	6,442
Investment properties	5	1,466	1,649
Investments accounted for using the equity method	6	120	91
Financial assets			
(i) Investments	7(a)	37,239	37,991
(ii) Loans	7(c)	1,096	1,063
Current tax assets (net)	15	909	-
Deferred tax assets (net)	8	4,566	4,596
Other non-current assets	9	700	640
<b>Total non-current assets</b>		<b>62,920</b>	<b>62,580</b>
<b>2. Current assets</b>			
Inventories	10	11,159	14,443
Financial assets			
(i) Investments	7(a)	2,968	2,371
(ii) Trade receivables	7(b)	14,130	15,675
(iii) Cash and cash equivalents	7(d)	2,552	1,910
(iv) Bank balances other than (iii) above	7(e)	20,009	10,618
(v) Loans	7(c)	6,092	4,587
(vi) Other financial assets	7(f)	9,077	9,087
Other current assets	11	4,206	5,741
<b>Total current assets</b>		<b>70,193</b>	<b>64,432</b>
<b>Total assets (1+2)</b>		<b>133,113</b>	<b>127,012</b>
<b>B Equity and Liabilities</b>			
<b>1. Equity</b>			
Equity share capital	12(a)	295	295
Other equity			
(i) Reserves and surplus	12(b)	85,676	82,833
(ii) Other reserves	12(c)	6,636	8,050
<b>Total equity</b>		<b>92,607</b>	<b>91,178</b>
<b>2. Liabilities</b>			
Non-current liabilities			
Financial liabilities			
(i) Financial lease liabilities	34(b)	521	-
(ii) Other financial liabilities	13(a)	27	107
Provisions	14	3,268	3,416
<b>Total non-current liabilities</b>		<b>3,816</b>	<b>3,523</b>
<b>Current liabilities</b>			
Financial liabilities			
(i) Trade payables	13(b)		
total outstanding dues to micro enterprises and small enterprises		516	619
total outstanding dues of creditors other than micro enterprises and small enterprises		15,534	15,156
(ii) Financial lease liabilities	34(b)	218	-
(iii) Other financial liabilities	13(a)	4,762	4,725
Provisions	14	12,911	7,749
Current tax liabilities (net)	15	-	158
Other current liabilities	16	2,749	3,904
<b>Total current liabilities</b>		<b>36,690</b>	<b>32,311</b>
<b>Total liabilities</b>		<b>40,506</b>	<b>35,834</b>
<b>Total equity and liabilities (1+2)</b>		<b>133,113</b>	<b>127,012</b>
Summary of significant accounting policies	2		

The accompanying notes are an integral part of these consolidated financial statements.

In terms of our report attached

For Deloitte Haskins & Sells LLP  
Chartered Accountants

S. Sundaresan  
Partner

Place: Bengaluru  
Date: May 22, 2020

For and on behalf of the Board

Soumitra Bhattacharya (DIN: 02783243) Managing Director  
Jan-Oliver Röhr (DIN: 07706011) Joint Managing Director  
S.C. Srinivasan (DIN: 02327433) CFO & Executive Director

Rajesh Parte  
Place: Mumbai

Company Secretary & Compliance Officer

# Consolidated Statement of Profit and Loss

[₹ in Millions (Mio INR)]

	Note No.	For the year ended March 31, 2020	For the year ended March 31, 2019
<b>Continuing operations</b>			
Revenue from operations :			
Sale of products		89,441	116,150
Sale of services		5,705	2,587
Other operating revenue	17	3,270	2,113
		<b>98,416</b>	<b>120,850</b>
Other income	18	5,466	5,954
<b>Total revenue</b>		<b>103,882</b>	<b>126,804</b>
<b>Expenses :</b>			
Cost of materials consumed	19	23,047	28,756
Purchases of stock-in-trade	20	27,813	39,676
Changes in inventories of finished goods, work-in-progress and stock-in-trade	21	2,234	(1,680)
Employee benefit expense	22	12,685	13,507
Finance costs	23	102	133
Depreciation and amortisation expense	24	3,833	4,022
Other expenses	25	17,804	19,050
<b>Total expenses</b>		<b>87,518</b>	<b>103,464</b>
<b>Profit before exceptional item and tax</b>		<b>16,364</b>	<b>23,340</b>
<b>Exceptional item</b>	45	7,167	-
<b>Profit before tax from continuing operations</b>		<b>9,197</b>	<b>23,340</b>
Tax expense :			
Current tax	26		
(i) for the year		3,524	7,589
(ii) relating to earlier years		(199)	(538)
Deferred tax charge/ (credit)		(1,424)	355
<b>Total tax expense</b>		<b>1,901</b>	<b>7,406</b>
<b>Profit from continuing operations before impact of tax rate change</b>		<b>7,296</b>	<b>15,934</b>
Tax expense - Impact of change in the tax rate on opening deferred tax asset	26	1,448	-
<b>Profit from continuing operations</b>		<b>5,848</b>	<b>15,934</b>
<b>Discontinued operation</b>			
Profit before tax from discontinued operation	32	871	70
Tax expense of discontinued operation	32	221	24
<b>Profit after tax from discontinued operation</b>		<b>650</b>	<b>46</b>
Share of net profit/(loss) of associate and JV accounted for using equity method		(3)	3
<b>Profit for the year</b>		<b>6,495</b>	<b>15,983</b>
<b>Other comprehensive income (OCI)</b>			
Items that will not be reclassified to profit or loss			
Changes in fair value of the equity instruments	12(c)	(1,436)	862
Income tax relating to above	12(c) & 8	22	(22)
Remeasurement of post-employment benefit obligations	12(b)	109	238
Income tax relating to above	12(b) & 8	(28)	(81)
<b>Other comprehensive income for the year (Net of tax)</b>		<b>(1,333)</b>	<b>997</b>
<b>Total comprehensive income for the year</b>		<b>5,162</b>	<b>16,980</b>
Earnings per share of nominal value of Rs. 10/- each - Basic and Diluted from continuing operations	35	198	524
Earnings per share of nominal value of Rs. 10/- each - Basic and Diluted from discontinued operation	35	22	1
Earnings per share of nominal value of Rs. 10/- each - Basic and Diluted from continuing operations and discontinued operation	35	220	525
Summary of significant accounting policies	2		

The accompanying notes are an integral part of these consolidated financial statements.

In terms of our report attached

For Deloitte Haskins & Sells LLP  
Chartered Accountants

S. Sundaresan  
Partner

Place: Bengaluru  
Date: May 22, 2020

For and on behalf of the Board

Soumitra Bhattacharya (DIN: 02783243) Managing Director  
Jan-Oliver Röhr (DIN: 07706011) Joint Managing Director  
S.C. Srinivasan (DIN: 02327433) CFO & Executive Director

Rajesh Parte  
Place: Mumbai

Company Secretary & Compliance Officer

# Consolidated Cash Flow Statement

[₹ in Millions (Mio INR)]

	Note No.	As at March 31, 2020	As at March 31, 2019
<b>A. Cash flow from operating activities</b>			
Profit before income tax from continuing operations		9,194	23,343
Profit before income tax from discontinued operation		871	70
Adjustments for :			
Depreciation and impairment expense	4(a)	4,445	4,045
Unrealised exchange loss (net)		163	42
Investment Property write-off	5	42	-
(Profit)/ Loss on sale of property, plant and equipment (net)	18	(66)	(10)
Provision for doubtful debts	17 & 25	(39)	37
Bad debts written off	25	71	45
Provision/ Liabilities no longer required written back	17	(31)	(30)
Rental income	17	(1,130)	(1,043)
Gain on sale of business	32	(950)	-
Dividend from equity investments designated at FVOCI	18	(66)	(74)
Interest income	18	(2,948)	(2,769)
Net gain on financial assets measured at FVTPL	18	(2,054)	(3,093)
Amortisation of deferred government grant income	18	-	(7)
Share of profits of associates and joint ventures		3	(3)
Government grant	4(a)	161	-
Finance cost	23	102	89
Operating profit before working capital changes		7,768	20,642
Changes in working capital:			
(Increase)/ decrease in inventories		2,825	(2,185)
(Increase)/ decrease in trade receivables		1,302	345
(Increase)/ decrease in other financial assets		(9)	90
(Increase)/ decrease in other current assets		1,385	(1,233)
(Increase)/ decrease in loans		(59)	47
(Increase)/ decrease in other non-current assets		12	(71)
(Increase)/ decrease in other bank balances		9	(122)
Increase/ (decrease) in trade payables		366	(4,285)
Increase/ (decrease) in other financial liabilities		119	703
Increase/ (decrease) in provisions		5,232	(1,052)
Increase/ (decrease) in other current liabilities		(977)	875
Net cash generated from operations		17,973	13,754
Income taxes paid (net of refunds)	15	(4,612)	(7,822)
Net cash from operating activities		13,361	5,932
<b>B. Cash flow from investing activities</b>			
Additions to property, plant and equipment		(4,357)	(5,848)
Additions to investment properties		(10)	(53)
Investment in Joint Venture		(32)	-
Proceeds from sale of property, plant and equipment		123	48
Proceeds from sale of business	32	1,494	-
Purchase of investments		(24,569)	(37,750)
Proceeds from sale of investments		25,341	53,571
Inter corporate deposit given		(10,400)	(7,850)
Inter corporate deposit repayment received		10,750	7,900
Loan to fellow subsidiaries given		(1,510)	(1,030)
Loan to fellow subsidiaries repayment received		30	80
Investment in deposit accounts (original maturity of more than 3 months)		(27,260)	(12,000)
Maturity of deposit accounts (original maturity of more than 3 months)		17,860	16,750
Dividends received		66	74
Rental income received		1,130	1,043
Interest received		2,615	2,724
Net cash from/ (used in) investing activities		(8,729)	17,659
<b>C. Cash flow from financing activities</b>			
Dividends paid		(3,095)	(3,052)
Dividend distribution tax		(636)	(627)
Buy Back of shares		-	(21,569)
Payment of lease liabilities		(259)	-
Interest paid		-	(60)
Net cash from/ (used in) financing activities		(3,990)	(25,308)
Net cash flows during the year (A+B+C)		642	(1,717)
Unrealised exchange gain/(loss) on cash and cash equivalents		-	-
Cash and cash equivalents at the beginning of the year		1,910	3,627
Cash and cash equivalents at the end of the year		2,552	1,910
Cash and cash equivalents as per above comprise of the following			
Cash and cash equivalents	7(d)	2,552	1,910
Balance as per statement of cash flows		2,552	1,910

Notes: (a) Above cash flow statement has been prepared under indirect method in accordance with the Indian Accounting Standard (Ind AS) 7 on "Statement of Cash Flows".

(b) Mutual Fund dividend reinvested has not been considered above as there was no cash inflow/ outflow.

The accompanying notes are an integral part of these consolidated financial statements.

In terms of our report attached

For Deloitte Haskins & Sells LLP  
Chartered Accountants

S. Sundaresan  
Partner

Place: Bengaluru  
Date: May 22, 2020

For and on behalf of the Board

Soumitra Bhattacharya (DIN: 02783243) Managing Director  
Jan-Oliver Röhrh (DIN: 07706011) Joint Managing Director  
S.C. Srinivasan (DIN: 02327433) CFO & Executive Director

Rajesh Parte  
Place: Mumbai

Company Secretary & Compliance Officer

## Consolidated Statement of changes in equity

### A Equity share capital

[₹ in Millions (Mio INR)]

	Note No.	Amount
As at April 1, 2018		305
Changes in equity share capital	13(a)	(10)
As at March 31, 2019		295
Changes in equity share capital	13(a)	-
As at March 31, 2020		295

### B Other equity

[₹ in Millions (Mio INR)]

	Note No.	Reserves and surplus					Other reserves		Total other equity
		Capital Reserve	Share Premium	Capital Redemption Reserve	General Reserve	Retained earnings	Total	FVOCI - equity instruments	
Balance at March 31, 2018		39	8	76	21,759	70,329	92,211	7,210	99,421
Ind AS transition adjustments	31	-	-	-	-	(280)	(280)	-	(280)
<b>Balance at April 1, 2018</b>		<b>39</b>	<b>8</b>	<b>76</b>	<b>21,759</b>	<b>70,049</b>	<b>91,931</b>	<b>7,210</b>	<b>99,141</b>
Profit for the year		-	-	-	-	15,983	15,983	-	15,983
Other comprehensive income		-	-	-	-	157	157	840	997
<b>Total comprehensive income for the year</b>		<b>-</b>	<b>-</b>	<b>-</b>	<b>-</b>	<b>16,140</b>	<b>16,140</b>	<b>840</b>	<b>16,980</b>
Buyback of Shares	44	-	-	10	(21,569)	-	(21,559)	-	(21,559)
Dividend	12(b)(v)	-	-	-	-	(3,052)	(3,052)	-	(3,052)
Dividend distribution taxes	12(b)(v)	-	-	-	-	(627)	(627)	-	(627)
<b>Balance at March 31, 2019</b>		<b>39</b>	<b>8</b>	<b>96</b>	<b>190</b>	<b>82,510</b>	<b>82,833</b>	<b>8,050</b>	<b>90,883</b>
Profit for the year		-	-	-	-	6,495	6,495	-	6,495
Other comprehensive income		-	-	-	-	81	81	(1,414)	(1,333)
<b>Total comprehensive income for the year</b>		<b>-</b>	<b>-</b>	<b>-</b>	<b>-</b>	<b>6,576</b>	<b>6,576</b>	<b>(1,414)</b>	<b>5,162</b>
Dividend	12(b)(v)	-	-	-	-	(3,097)	(3,097)	-	(3,097)
Dividend distribution taxes	12(b)(v)	-	-	-	-	(636)	(636)	-	(636)
<b>Balance at March 31, 2020</b>		<b>39</b>	<b>8</b>	<b>96</b>	<b>190</b>	<b>85,353</b>	<b>85,676</b>	<b>6,636</b>	<b>92,312</b>

The accompanying notes are an integral part of these consolidated financial statements.

In terms of our report attached

For Deloitte Haskins & Sells LLP  
Chartered Accountants

S. Sundaresan  
Partner

Place: Bengaluru  
Date: May 22, 2020

For and on behalf of the Board

Soumitra Bhattacharya (DIN: 02783243) Managing Director  
Jan-Oliver Röhl (DIN: 07706011) Joint Managing Director  
S.C. Srinivasan (DIN: 02327433) CFO & Executive Director

Rajesh Parte  
Place: Mumbai

Company Secretary & Compliance Officer

## Notes to the Consolidated Financial Statements for the year ended March 31, 2020

**Note 1: General Information**

Bosch Limited (the “Company”) is the flagship company of Robert Bosch Company in India. Headquartered out of Bengaluru, the Company has its key manufacturing facilities in Nashik, Naganathapura, Jaipur, Gangaikondan, Chennai and Bidadi. The Company has presence across automotive technology, industrial technology, consumer goods and energy and building technology. It manufactures and trades in products such as diesel and gasoline fuel injection systems, automotive aftermarket products, industrial equipments, electrical power tools, security systems and industrial and consumer energy products and solutions. The Company’s shares are listed on Bombay Stock Exchange (BSE) and National Stock Exchange (NSE).

The consolidated financial statements are approved for issue by the Board of Directors on May 22, 2020.

The Company, its subsidiary, associate and joint venture (jointly referred to as the “Group” herein under) considered in these consolidated financial statements are mentioned below including the nature of interest:

Relationship	Name of the Company	Country of Incorporation	% voting power held as at March 31, 2020
Subsidiary	MICO Trading Private Limited	India	100
Associate	Newtech Filter India Private Limited	India	25
Joint Venture	PreBO Automotive Private Limited	India	40

**Note 2: Summary of Significant Accounting Policies**

## (a) Basis of preparation:

## (i) Compliance with Ind AS

The Consolidated financial statements are prepared in accordance with Indian Accounting Standards (Ind AS) notified under Section 133 of the Companies Act, 2013 (the Act) [Companies (Indian Accounting Standards) Rules, 2015] and other relevant provisions of the Act.

## (ii) Historical cost convention

The Consolidated financial statement has been prepared on a historical cost basis, except for:

- certain financial assets and liabilities (including derivative instruments) that are measured at fair value at the end of each reporting period; and
- defined benefit plans (plan assets measured at fair value at the end of each reporting period)

## (iii) The assets and liabilities have been classified as current or non-current as per the Group’s normal operating cycle and other criteria set out in the Schedule III to the Companies Act, 2013. Based on the nature of products and the time between the acquisition of assets for processing and their realisation in cash and cash equivalents, the Group has ascertained its operating cycle as 12 months for the purpose of current and non-current classification of assets and liabilities.

## (b) Basis of consolidation:

In respect of subsidiary company, the financial statements have been consolidated on a line-by-line basis by adding together the book values of like items of assets, liabilities, income and expenses, after fully eliminating intra-group balances and unrealised profits / losses on intra-group transactions as per Indian Accounting Standard - Ind AS 110 “Consolidated Financial Statements”.

Investment in associate company and joint venture has been accounted under the equity method as per Indian Accounting Standard (Ind AS) 23 “Investments in Associates and Joint Ventures”, whereby the investment is initially recorded at cost, and adjusted thereafter to recognise the Group’s share of the post acquisition profits or losses of the investee in profit and loss, and the Group’s share of Other Comprehensive Income of the investee in Other Comprehensive Income.

The consolidated financial statements have been prepared using uniform accounting policies for like transactions and other events in similar circumstances, except in case of depreciation as mentioned in note 42.

## (c) Revenue recognition:

The Group recognizes revenue under the core principle to depict the transfer of control to the Group’s customers in an amount reflecting the consideration the Group expects to be entitled.

- (i) Sale of products is recognised when the control in the goods are transferred to the buyer which is when the performance obligation is met, based on contract with customers. Revenue is based on price agreed with the customers and are net of returns, trade discounts, cash discounts, sales incentives, goods & service tax, etc. Amounts disclosed as revenue are inclusive of excise duty upto June 30, 2017. (Refer Note 45)
- (ii) Sale of services with respect to fixed price contracts which extend over one accounting period on percentage of completion method and is recognised over the period of contract with the customers . Revenue with respect



## Notes to the Consolidated Financial Statements for the year ended March 31, 2020

to time-and-material contracts are recognised at the point of time when control is transferred to customer. Provisions for estimated losses, if any, on contracts which are in progress at the year end are recorded in the period in which such losses become probable based on the expected estimates at the reporting period.

(iii) Rental income arising from operating lease of investment properties is accounted on accrual basis based on contractual terms with the lessee and is disclosed under other operating revenue in Statement of Profit and Loss.

(d) Investments and other financial assets:

(i) Classification

The Group classifies its financial assets under the following measurement categories:

- those to be measured subsequently at fair value through other comprehensive income (FVOCI) or fair value through profit and loss (FVTPL), and
- those measured at amortised cost.

The classification depends on the entity's business model for managing the financial assets and the contractual terms of the cash flows.

For assets measured at fair value, gains and losses will either be recorded in the Statement of Profit or Loss or Other Comprehensive Income. For investments in debt instruments, this will depend on the business model in which the investment is held. For investments in equity instruments, this will depend on whether the Group has made an irrevocable election at the time of initial recognition to account for the equity instrument at fair value through Other Comprehensive Income.

The Group reclassifies debt investments when and only when its business model for managing those assets changes.

(ii) Initial recognition and measurement

All financial assets are recognised initially at its fair value plus, in the case of financial assets not recorded at fair value through profit or loss, transaction costs that are attributable to the acquisition of the financial asset. Transaction costs of financial assets carried at fair value through profit or loss are expensed in Statement of Profit or Loss.

(iii) Subsequent measurement

Financial assets that are held for collection of contractual cash flows, where those cash flows represent solely payments of principal and interest, are measured at amortised cost.

Financial assets that are held for collection of contractual cash flows and for selling the financial assets, where the asset's cash flows represent solely payments of principal and interest, are measured at FVOCI. Changes in the fair value of financial assets are recognised in Statement of Other Comprehensive Income. In those cases, there is no subsequent reclassification of fair value gains and losses to Statement of Profit and Loss.

Financial assets that do not meet the criteria for amortised cost or FVOCI are measured at FVTPL. A gain or loss on such financial assets that are subsequently measured at FVTPL and is recognised and presented net in the Statement of Profit and Loss within other income in the period in which it arises.

(iv) Impairment of financial assets

Impairment losses (and reversal of impairment losses) on equity investments measured at FVOCI are not reported separately from other changes in fair value. The Group assesses the expected credit losses associated with its assets carried at amortised cost. The impairment methodology applied depends on whether there has been a significant increase in credit risk. Note 30 details how the Group determines whether there has been a significant increase in credit risk. The losses arising from impairment are recognised in the Statement of Profit or Loss.

For trade receivables only, the Group applies the simplified approach permitted by Ind AS 109 Financial Instruments, which requires expected lifetime losses to be recognised from initial recognition of the receivables.

(v) Derecognition of financial assets

The Group derecognises a financial asset when the contractual right to the cash flows from the financial asset expire or it transfers substantially all risk and rewards of ownership of the financial asset. A gain or loss on such financial assets that are subsequently measured at amortised cost is recognised in the Statement of Profit or Loss when the asset is derecognised.

(vi) Income recognition

Interest income

## Notes to the Consolidated Financial Statements for the year ended March 31, 2020

Interest income from financial assets measured at amortised cost is recognised using the effective interest rate method and is disclosed in Statement of Profit and Loss.

#### Dividends

Dividends from equity instruments are recognised as other income in Statement of Profit and Loss only when the right to receive payment is established.

#### (e) Property, plant and equipment:

Freehold land is carried at historical cost and other items of property, plant and equipment including capital spares are stated at cost of acquisition or construction less accumulated depreciation when, it is probable that future economic benefits associated with the item will flow to the Group and it can be used for more than one year and the cost can be measured reliably.

Subsequent costs are included in the asset's carrying amount or recognised as a separate asset, as appropriate, only when it meets the recognition criteria as mentioned above. The carrying amount of any component accounted for as a separate asset is derecognised when replaced. All other repairs and maintenance are charged to Statement of Profit or Loss during the reporting period in which they are incurred.

Gains and losses on disposal are determined by comparing proceeds with carrying amount. These are included in Statement of Profit or Loss within other income or expense.

Depreciation on property, plant and equipments is provided using the written down value method. As required under Schedule II to the Companies Act 2013, the Group periodically assesses the estimated useful life of its tangible assets based on the technical evaluation considering anticipated technological changes and actual usage of the assets. The estimated useful life is either equal to or lower than those prescribed under Part C of Schedule II to the Companies Act, 2013.

The estimated useful life for various property, plant and equipments is given below:

	Useful life (in years)
Buildings :	
Residential :	59
Factory/ Office :	29
Plant and machinery :	
General :	6
Data processing equipment :	3
Furniture and fixtures :	8
Office equipment :	5
Vehicles :	5

In respect of specific assets including second hand plant and machinery, capital spares which are estimated to have a lower residual life than envisaged above, depreciation is provided based on the estimated lower residual life, where required.

Low value assets not exceeding INR 15,000/- per unit and all Research and Development assets (except for Buildings) are depreciated at 100% in the quarter of addition.

In respect of additions, depreciation is provided on pro-rata basis from the quarter of addition and in respect of disposals, the same is provided upto the quarter prior to disposal.

Cost of application software is expensed off on purchase.

#### (f) Investment properties:

Property that is held for rental income and that is not occupied by the Group, is classified as investment property. Investment properties are measured initially at cost, including related transaction cost. It is carried at cost less accumulated depreciation. Subsequent expenditure is capitalised to the asset's carrying amount only when it is probable that future economic benefits associated with the expenditure will flow to the Group and the cost can be measured reliably. All other repairs and maintenance costs are expensed when incurred. Subsequent to initial recognition, investment properties are measured in accordance with Ind AS 16 Property, Plant and Equipment's requirements for cost model.

Land is carried at historical cost, however, buildings are depreciated using the written down value method over their estimated useful lives as mentioned in 2(e) above.

An investment property is derecognised upon disposal and when the investment property is permanently withdrawn from use and no future economic benefits are expected from the disposal. Any gain or loss arising on derecognition of the property (calculated as difference between) the net disposal proceeds and the carrying amount of the asset) is included in Statement of Profit or Loss in the period in which the property is derecognised.

## Notes to the Consolidated Financial Statements for the year ended March 31, 2020

## (g) Trade receivables:

Trade receivables are recognised initially at fair value and subsequently measured at amortised cost less provision for impairment.

## (h) Inventories:

Inventories are valued at lower of cost and net realisable value. Cost is generally ascertained on weighted average basis. Cost of raw materials, traded goods and indirect materials include cost of purchase and other costs incurred in bringing the inventories to their present location and condition. The cost of finished goods and work in progress comprises raw materials, direct labour, other direct costs and related production overheads. Net realisable value is the estimated selling price in the ordinary course of business less the estimated costs of completion and the estimated costs necessary to make the sale.

Obsolete/ slow moving inventories are adequately provided for.

## (i) Employee benefits:

## (i) Short term employee benefits:

All employee benefits that are expected to be settled wholly within twelve months after the end of the period in which the employees render the related service are classified as short term employee benefits, which include salaries, wages, short term compensated absences and performance incentives and are measured at the amounts expected to be paid when the liabilities are settled. The liabilities are presented as current employee benefit obligations in the Balance Sheet. These are recognised as expenses in the period in which the employee renders the related service.

## (ii) Post-employment benefits:

Contributions towards Superannuation Fund, Pension Fund and government administered Provident Fund are treated as defined contribution schemes. In respect of contributions made to government administered Provident Fund, the Group has no further obligations beyond its monthly contributions. Such contributions are recognised as expense in the period in which the employee renders related service.

Provident Fund contributions made to Trusts administered by the Group are treated as defined benefit plan. The interest payable to the members of these Trusts shall not be lower than the statutory rate of interest declared by the Central Government under the Employees' Provident Funds and Miscellaneous Provisions Act, 1952 and shortfall, if any, shall be made good by the Group. The Group also provides for post employment defined benefit in the form of Gratuity. The cost of defined benefit is determined using the projected unit credit method, with actuarial valuation being carried out at each balance sheet date. Actuarial gains and losses in respect of the same are charged to the Other Comprehensive Income (OCI).

## (iii) Other long term employee benefits:

All employee benefits other than post-employment benefits and termination benefits, which do not fall due wholly within twelve months after the end of the period in which the employees render the related service, including long term compensated absences, service awards, and ex-gratia are determined based on actuarial valuation carried out at each Balance Sheet date. Estimated liability on account of long term employee benefits is discounted to the present value using the yield on government bonds as the discounting rate for the term of obligations as on the date of the Balance Sheet. Actuarial gains and losses in respect of the same are charged to the Statement of Profit and Loss.

## (iv) Termination benefits:

Termination benefits are payable when employment is terminated by the Group before the normal retirement date, or when an employee accepts voluntary retirement in exchange of these benefits. The Group recognises termination benefits at the earlier of the following dates: (a) when the Group can no longer withdraw the offer of those benefits; and (b) when the entity recognises costs for a restructuring that is within the scope of Ind AS 37 Provisions, Contingent Liabilities and Contingent Assets and involves the payment of termination benefits. The termination benefits are measured based on the number of employees expected to accept the offer in case of voluntary retirement scheme.

## (j) Foreign currency transactions:

Items included in the financial statements are measured using the currency of the primary economic environment in which entity operates ('the functional currency'). The financial statements are presented in Indian rupee (INR), which is Group's functional and presentation currency.

Foreign currency transactions are recorded at the rate of exchange prevailing on the date of the transactions. At the year end, all the monetary assets and liabilities denominated in foreign currency are restated at the closing exchange rates. Exchange differences resulting from the settlement of such transactions and from the translation of such monetary assets and liabilities at the year end are recognised in the Statement of Profit and Loss.

## (k) Leases:

As a lessee

## Notes to the Consolidated Financial Statements for the year ended March 31, 2020

The Group's lease asset classes primarily consist of leases for land and buildings. The Group assesses whether a contract contains a lease, at inception of a contract. A contract is, or contains, a lease if the contract conveys the right to control the use of an identified asset for a period of time in exchange for consideration. To assess whether a contract conveys the right to control the use of an identified asset, the group assesses whether: (1) the contract involves the use of an identified asset (2) the Group has substantially all of the economic benefits from use of the asset through the period of the lease. and (3) the Group has the right to direct the use of the asset.

At the date of commencement of the lease, the Group recognizes a right-of-use asset ("ROU") and a corresponding lease liability for all lease arrangements in which it is a lessee, except for leases with a term of twelve months or less (short-term leases) and low value leases. For these short-term and low value leases, the Group recognizes the lease payments as an operating expense on a straight-line basis over the term of the lease.

Certain lease arrangements includes the options to extend or terminate the lease before the end of the lease term. ROU assets and lease liabilities includes these options when it is reasonably certain that they will be exercised.

The right-of-use assets are initially recognized at cost, which comprises the initial amount of the lease liability adjusted for any lease payments made at or prior to the commencement date of the lease plus any initial direct costs less any lease incentives. They are subsequently measured at cost less accumulated depreciation and impairment losses.

Right-of-use assets are depreciated from the commencement date on a straight-line basis over the shorter of the lease term and useful life of the underlying asset. Right of use assets are evaluated for recoverability whenever events or changes in circumstances indicate that their carrying amounts may not be recoverable. For the purpose of impairment testing, the recoverable amount (i.e. the higher of the fair value less cost to sell and the value-in-use) is determined on an individual asset basis unless the asset does not generate cash flows that are largely independent of those from other assets. In such cases, the recoverable amount is determined for the Cash Generating Unit (CGU) to which the asset belongs.

The lease liability is initially measured at amortized cost at the present value of the future lease payments. The lease payments are discounted using the interest rate implicit in the lease or, if not readily determinable, using the incremental borrowing rates in the country of domicile of the leases. Lease liabilities are remeasured with a corresponding adjustment to the related right of use asset if the group changes its assessment if whether it will exercise an extension or a termination option.

Lease liability and ROU asset have been separately presented in the Balance Sheet and lease payments have been classified as financing cash flows.

As a lessor

Leases for which the Group is a lessor is classified as a finance or operating lease. Whenever the terms of the lease transfer substantially all the risks and rewards of ownership to the lessee, the contract is classified as a finance lease. All other leases are classified as operating leases.

For operating leases, rental income is recognized on a straight line basis over the term of the relevant lease.

Lease income from operating leases where the Group is a lessor is recognised as income on a straight line basis. The respective leased assets are disclosed as investment properties.

Transition

Effective April 1, 2019, the Group adopted Ind AS 116 and applied the standard to all lease contracts existing on April 1, 2019 using the modified retrospective method. On the date of initial application the Group has recognised equivalent lease liability and right of use asset without impacting opening reserves. Comparatives as at and for the year ended March 31, 2019 have not been retrospectively adjusted and therefore will continue to be reported under the accounting policies included as part of the Group's Annual Report for year ended March 31, 2019.

On transition, the adoption of the new standard resulted in recognition of "Right of use" asset and "Lease liability" of the same amount.

The following is the summary of practical expedients elected on initial application:

1. Applied a single discount rate to a portfolio of leases of similar assets in similar economic environment with a similar end date
2. Applied the exemption not to recognize right-of-use assets and liabilities for leases with less than 12 months of lease term on the date of initial application
3. Excluded the initial direct costs from the measurement of the right-of-use asset at the date of initial application.
4. Applied the practical expedient to grandfather the assessment of which transactions are leases. Accordingly, Ind AS 116 is applied only to contracts that were previously identified as leases under Ind AS 17.

The difference between the lease obligation recorded as at March 31, 2019 under Ind AS 17 disclosed under Note 35(a) of the Annual Report for year ended March 31, 2019 and the value of the lease liabilities as at April 1, 2019 is primarily on account of inclusion of extension and termination options reasonably certain to be exercised, in measuring the lease liability in accordance with Ind AS 116 and discounting the lease liabilities to the present value under Ind AS 116.

## Notes to the Consolidated Financial Statements for the year ended March 31, 2020

## (l) Income tax :

## (i) Current tax:

Current tax is measured at the amount expected to be paid to the tax authorities in accordance with the provisions of Income-tax Act, 1961. Current tax assets and current tax liabilities are offset when there is a legally enforceable right to set off the recognised amounts and there is an intention to settle the asset and the liability on a net basis.

## (ii) Deferred tax:

Deferred income tax is provided in full, using the liability method, on temporary differences arising between the tax bases of assets and liabilities and their carrying amounts in the financial statements.

Deferred tax assets are recognised and carried forward only if it is probable that sufficient future taxable income will be available against which such deferred tax assets can be realised. Deferred tax assets and liabilities are measured at the tax rates that have been enacted or substantively enacted as on the balance sheet date. Deferred tax assets and deferred tax liabilities are offset when there is a legally enforceable right to set off assets against liabilities representing current tax.

Current and deferred tax is recognised in the Statement of Profit and Loss, except to the extent that it relates to items recognised in Other Comprehensive Income. In this case, the tax is also recognised in Other Comprehensive Income.

## (m) Impairment of assets:

At each Balance Sheet date, the Group assesses whether there is any indication that an asset may be impaired. If any such indication exists, the Group estimates the recoverable amount. If the carrying amount of the asset exceeds its estimated recoverable amount, an impairment loss is recognised in the Statement of Profit and Loss to the extent the carrying amount exceeds recoverable amount. The recoverable amount is the higher of an asset's fair value less costs of disposal and value in use. For the purpose of assessing impairment, assets are grouped at the lowest level of which that are separately identifiable cash inflows which are largely independent of the cash inflows from other assets or group of assets (cash-generating units). Non-financial assets that suffered an impairment are reviewed for possible reversal of the impairment at the end of each reporting period.

## (n) Trade and other payables:

These amounts represent liabilities for goods and services provided to the Group prior to the end of financial year which are unpaid. The amounts are unsecured and are usually paid as per payment terms. They are recognised initially at their fair value and subsequently measured at amortised cost.

## (o) Borrowings:

Borrowings are initially recognised at fair value, net of transaction costs incurred. Borrowings are subsequently measured at amortised cost using effective interest method.

## (p) Provisions and Contingent Liabilities:

Provisions are recognised when the Group has a present legal or constructive obligation as a result of past events, for which it is probable that an outflow of resources embodying economic benefits will be required to settle the obligation and a reliable estimate of the amount can be made.

Provisions are measured at the present value of management's best estimate of the expenditure required to settle the present obligation at the end of the reporting period. The discount rate to determine the present value is a pre-tax rate that reflects current market assessments of the time value of money and the risks specific to the liability. The increase in the provision due to the passage of time is recognised as interest expense.

Contingent liabilities are disclosed when there is a possible obligation arising from past events, the existence of which will be confirmed only by the occurrence or non occurrence of one or more uncertain future events not wholly within the control of the Group or a present obligation that arises from past events where it is either not probable that an outflow of resources will be required to settle or a reliable estimate of the amount cannot be made.

## (q) Government grants:

Grants from the government are recognised at their fair value where there is a reasonable assurance that the grant will be received and the Group will comply with all attached conditions.

Government grants relating to the purchase of property, plant and equipment are deducted while calculating the carrying amount of the asset resulting in reduced depreciation over the life of property, plant and equipment

## (r) Cash and cash equivalents:

Cash and cash equivalents includes cash and cheques on hand, current accounts and fixed deposits accounts with

## Notes to the Consolidated Financial Statements for the year ended March 31, 2020

- banks with original maturities of three months or less that are readily convertible to known amounts of cash and which are subject to an insignificant risk of changes in value.
- (s) Derivatives and hedging activities:  
The Group uses derivative financial instruments such as forward exchange contracts and currency option contracts to hedge its risks associated with foreign currency fluctuations. Such derivative contracts are not designated as hedges and are accounted for at Fair Value through Profit and Loss.
- (t) Embedded derivatives:  
Derivatives embedded in a host contract that is an asset within the scope of Ind AS 109 Financial Instruments are not separated. Financial assets with embedded derivatives are considered in their entirety when determining whether their cash flows are solely payment of principal and interest.  
Derivatives embedded in all other host contract are separated only if the economic characteristics and risks of the embedded derivative are not closely related to the economic characteristics and risks of the host and are measured at fair value through profit or loss. Embedded derivatives closely related to host contracts are not separated.
- (u) Discontinued operation:  
A discontinued operation is a component of the entity that has been disposed and that represents a separate line of business. The results of discontinued operation is presented separately in the Statement of Profit and Loss.
- (v) Earning per share (basic and diluted):  
Earning per share is calculated by dividing the profit attributable to owners of the Group by the weighted average number of equity shares outstanding during the financial year.
- (w) Segment Reporting  
Segment reporting is based on the management approach with regard to segment identification, under which information regularly provided to the chief operating decision maker (CODM) for decision-making purposes is considered decisive. The executive directors are the chief operating decision maker of the Group, who assess the financial position, performance and make strategic decisions.  
Revenue and expenses have been identified to segments on the basis of their relationship to the operating activities of the segment. Inter-segment revenue have been accounted for based on the transaction price agreed to between segments which is primarily market based. Revenue and expenses, which relate to the Group as a whole and are not allocable to segments on a reasonable basis, have been included under "Unallocated corporate expenses/ income".

**Note 3: Critical estimates and judgements**

- The preparation of financial statements in accordance with Ind AS requires that assumptions and estimates be made for some line items. This note provides the areas that involve a higher degree of judgement or complexity.
- (a) Estimation of current tax expense and payable - Note 26  
Current tax is measured at the amount expected to be paid to the tax authorities in accordance with the provisions of Income tax Act, 1961. Deferred income tax is provided in full, using the liability method, on temporary differences arising between the tax bases of assets and liabilities and their carrying amounts in the financial statements. The recognition of deferred tax assets is premised on their future recoverability being probable.
- (b) Estimation of defined benefit obligation and other employee obligations- Note 27  
Employee benefit obligations are measured using actuarial methods. This requires various assumptions, including with respect to salary trends, attrition rate, discounting factor, etc.
- (c) Estimation of provision for warranty claims - Note 14  
Warranty estimates are established using historical information on the nature, frequency and average cost of warranty claims and also management estimates regarding possible future outflow on servicing the customers for any corrective action in respect of product failure which is generally expected to be settled within a period of 1 to 3 years.
- (d) Leases- Note 34  
Ind AS 116 requires lessees to determine the lease term as the non-cancellable period of a lease adjusted with any option to extend or terminate the lease, if the use of such option is reasonably certain. The Group makes an assessment on the expected lease term on a lease-by-lease basis and thereby assesses whether it is reasonably certain that any options to extend or terminate the contract will be exercised. In evaluating the lease term, the Group considers factors such as any significant leasehold improvements undertaken over the lease term, costs relating to the termination of the lease and the importance of the underlying asset to operations taking into account the location of the underlying asset and the availability of suitable alternatives. The lease term in future periods is reassessed to ensure that the lease term reflects the current economic circumstances.

## Notes to the Consolidated Financial Statements for the year ended March 31, 2020

**Note 4 (a) : Property, plant and equipment**

	Gross Block				Accumulated Depreciation and Impairment						Net Block		
	As at April 1, 2019	Reclassified on account of adoption of Ind AS 116 (Refer Note 34)	Additions	Deductions / Adjustments	As at March 31, 2020	As at April 1, 2019	Reclassified on account of adoption of Ind AS 116 (Refer Note 34)	Depreciation for the year	Impairment for the year	Deductions/ Adjustments	As at March 31, 2020	As at March 31, 2020	As at March 31, 2019
Land - Freehold	189 (189)	- (-)	- (-)	9 (-)	180 (189)	- (-)	- (-)	- (-)	- (-)	- (-)	- (-)	180 (189)	189 (189)
- Leasehold	1,653 (1,653)	(1,653) (-)	- (-)	- (-)	- (1,653)	40 (30)	(40) (-)	- (10)	- (-)	- (-)	- (40)	- (1,613)	1,613 (1,623)
Buildings [refer note (a) below]	4,725 (4,638)	- (-)	2,717 (87)	318 (-)	7,124 (4,725)	1,547 (1,193)	- (-)	512 (354)	- (-)	86 (-)	1,973 (1,547)	5,151 (3,178)	3,178 (3,445)
Buildings - R & D	26 (26)	- (-)	1 (-)	- (-)	27 (26)	5 (3)	- (-)	2 (2)	- (-)	- (-)	7 (5)	20 (21)	21 (23)
Plant and machinery [refer note (d) below]	18,454 (16,576)	- (-)	2,539 (2,136)	169 (258)	20,824 (18,454)	13,611 (10,737)	- (-)	2,640 (3,099)	577 (-)	86 (225)	16,742 (13,611)	4,082 (4,843)	4,843 (5,839)
Plant and machinery - R & D	801 (571)	- (-)	106 (230)	0 (-)	907 (801)	801 (571)	- (-)	106 (230)	- (-)	0 (-)	907 (801)	- (-)	- (-)
Office equipment	210 (182)	- (-)	61 (30)	10 (2)	261 (210)	162 (136)	- (-)	40 (28)	- (-)	7 (2)	195 (162)	66 (48)	48 (46)
Office equipment - R & D	9 (8)	- (-)	3 (1)	- (-)	12 (9)	9 (8)	- (-)	3 (1)	- (-)	- (-)	12 (9)	- (-)	- (-)
Furniture and fixtures	273 (240)	- (-)	115 (35)	16 (2)	372 (273)	197 (147)	- (-)	68 (52)	- (-)	11 (2)	254 (197)	118 (76)	76 (93)
Furniture and fixtures - R & D	17 (9)	- (-)	3 (8)	- (-)	20 (17)	17 (9)	- (-)	3 (8)	- (-)	- (-)	20 (17)	- (-)	- (-)
Vehicles	469 (404)	- (-)	51 (85)	18 (20)	502 (469)	329 (251)	- (-)	77 (93)	- (-)	16 (15)	390 (329)	112 (140)	140 (153)
Vehicles - R & D	1 (1)	- (-)	- (-)	- (-)	1 (1)	1 (1)	- (-)	- (-)	- (-)	- (-)	1 (1)	- (-)	- (-)
<b>Total</b>	26,827 (24,497)	1,653 (-)	5,596 (2,612)	540 (282)	30,230 (26,827)	16,719 (13,086)	40 (-)	3,451 (3,877)	577 (-)	206 (244)	20,501 (16,719)	9,729 (10,108)	10,108 (11,411)

**Note 4 (b) : Capital work in progress**

4,870 (6,442)	6,442 (3,132)
------------------	------------------

- Impairment loss has been recognised on certain machines impacted by introduction of the new BS-VI norms [Refer Note 45].
- Buildings include Mio INR 0 (2018-19: Mio INR 0) being the value of shares in co-operative housing societies.
- Deductions/adjustments for the current year includes assets whose cost is Mio 418 INR and opening accumulated depreciation is Mio INR 303 as part of sale of packaging division [Refer Note 32].
- Depreciation for the year includes depreciation towards discontinued operation amounting to Mio INR 35 (2018-19: Mio INR 23).
- Deductions/adjustments for the current year includes Mio INR 161 of government grant.
- Plant and machinery includes capital spares capitalised.
- Capital work-in-progress mainly comprises plant and machinery and building under construction.
- Refer note 38 for disclosure of contractual commitment for the acquisition of property, plant and equipment.
- Figures in brackets relate to previous year.

## Notes to the Consolidated Financial Statements for the year ended March 31, 2020

**Note 5 : Investment properties**

[₹ in Millions (Mio INR)]

	As at March 31, 2020	As at March 31, 2019
Gross carrying amount		
Opening gross carrying amount	2,164	2,160
Additions	10	4
Closing gross carrying amount	2,174	2,164
Accumulated depreciation		
Opening accumulated depreciation	619	451
Depreciation charge	151	168
Closing accumulated depreciation	770	619
Opening Capital work-in-progress	104	55
Closing Capital work-in-progress	62	104
	1,466	1,649

(i) Amounts recognised in Statement of Profit and Loss for investment properties

[₹ in Millions (Mio INR)]

	For the year ended March 31, 2020	For the year ended March 31, 2019
Rental income	1,130	1,043
Direct operating expenses from property that generated rental income	(52)	(33)
Profit from investment properties before depreciation	1,079	1,010
Depreciation charge	(151)	(168)
Profit from investment properties	927	842

(ii) Contractual obligations: Refer note no 39 for disclosure of contractual obligations relating to investment properties.

(iii) Fair value of investment properties:

	As at March 31, 2020	As at March 31, 2019
Land	11,524	10,158
Building	5,837	5,896
	17,361	16,054

**Note 6 : Investments Accounted for using the equity method**

Amount

	As at March 31, 2020	As at March 31, 2019
Unquoted equity investments valued at cost		
Joint Venture:		
PreBO Automotive Private Limited, equity shares of Rs.10/- each fully paid	32	-
Less: Share of loss for current year in Joint Venture	(8)	-
Associate (also a fellow subsidiary):		
Newtech Filter India Private Limited, equity shares of Rs.10/- each fully paid	175	175
Less: Share of profit/ (loss) for earlier years in Associate	(84)	(87)
Add: Share of profit/ (loss) for current year in Associate	5	3
	120	91



## Notes to the Consolidated Financial Statements for the year ended March 31, 2020

**Note 7 (a) : Investments**

[₹ in Millions (Mio INR)]

	As at March 31, 2020		As at March 31, 2019	
	Non-Current	Current	Non-Current	Current
Investment in equity instruments carried at FVOCI	6,665	-	8,101	-
Investment in bonds measured at amortised cost (quoted)	4,712	-	5,212	-
Investment in bonds measured at amortised cost (unquoted)	-	-	5	-
Investment in mutual funds (quoted) carried at FVTPL	25,862	2,968	24,673	2,371
	37,239	2,968	37,991	2,371
Aggregate amount of market value of quoted investments	37,621	2,968	38,460	2,371
Aggregate amount of market value of unquoted investments	-	-	5	-
Aggregate amount of impairment in the value of investments	-	-	-	-

**Note 7 (b) : Trade receivables**

	As at March 31, 2020	As at March 31, 2019
Trade receivables		
- Related parties [refer note (a) below and note 33]	2,172	2,304
- Others	13,102	14,598
Less: Allowance for credit losses	(1,144)	(1,227)
	14,130	15,675
(a) Includes dues from private companies where directors are interested	841	1,067

**Details of secured and unsecured**

	As at March 31, 2020	As at March 31, 2019
Secured, considered good	-	-
Unsecured, considered good	14,130	15,675
Increase in credit risk	562	513
Credit impaired	582	714
Total	15,274	16,902
Allowance for credit losses	(1,144)	(1,227)
Total trade receivables	14,130	15,675

**Note 7 (c) : Loans**

	As at March 31, 2020		As at March 31, 2019	
	Current	Non-Current	Current	Non-Current
Unsecured, considered good				
Loan to fellow subsidiaries (refer note 33)	5,970	465	4,455	500
Loan to directors (refer note 33)	-	6	-	2
Loan to employees	122	309	132	227
Security deposits	-	316	-	334
	6,092	1,096	4,587	1,063

## Notes to the Consolidated Financial Statements for the year ended March 31, 2020

**Note 7 (d) : Cash and cash equivalents**

	As at March 31, 2020	As at March 31, 2019
Balances with banks		
- in current accounts	503	238
- in EEFC accounts	53	17
- deposit accounts with original maturity of less than 3 months	1,996	1,647
Cash on hand	-	-
Cheques on hand	-	8
	2,552	1,910

**Note 7 (e) : Other bank balances**

	As at March 31, 2020	As at March 31, 2019
Deposit accounts (maturity less than 12 months)	19,851	10,451
Margin Money	111	122
Unpaid dividend accounts	47	45
	20,009	10,618

**Note 7 (f) : Other financial assets**

	As at March 31, 2020 Current	As at March 31, 2019 Current
Inter-corporate deposit	7,500	7,850
Interest accrued on financial assets at amortised cost	1,183	850
Others (include non-trade receivables, etc.)	394	387
	9,077	9,087

**Note 8 : Deferred tax assets**

	As at March 31, 2020	As at March 31, 2019
Difference between books and Income tax written down value (WDV) of depreciable property, plant and equipment and intangible assets	2,504	3,106
Expenses allowable for tax purposes when paid and other timing differences	2,062	1,490
	4,566	4,596

**Movement in deferred tax assets**

	WDV of depreciable property, plant and equipment	Expenses allowable on payment basis	Total
As at March 31, 2018	3,049	1,856	4,905
Ind AS 115 transition adjustments (refer note 31)	-	150	150
As at April 1, 2018 (refer note 31)	3,049	2,006	5,055
(Charged)/ Credited			
- to Statement of Profit and Loss	57	(413)	(356)
- to Other Comprehensive Income	-	(103)	(103)
As at March 31, 2019	3,106	1,490	4,596
(Charged)/ Credited			
- to Statement of Profit and Loss	(602)	578	(24)
- to Other Comprehensive Income	-	(6)	(6)
As at March 31, 2020	2,504	2,062	4,566

## Notes to the Consolidated Financial Statements for the year ended March 31, 2020

**Note 9 : Other non-current assets**

	As at March 31, 2020	As at March 31, 2019
Capital advances	551	480
Security deposits	103	93
Deferred contract costs [refer note (a) below]	46	67
	700	640

(a) Deferred contract costs are upfront costs incurred for the contract and are amortized over the term of the contract

**Note 10 : Inventories**

(at lower of cost and net realisable value)

	As at March 31, 2020	As at March 31, 2019
Raw materials	2,391	3,240
Work-in-progress	928	1,489
Finished goods	2,006	3,910
Stock-in-trade	5,267	5,209
Stores and spares	260	228
Loose tools	307	367
	11,159	14,443

(a) Inventories include the following as goods-in-transit

	As at March 31, 2020	As at March 31, 2019
Raw materials	195	474
Stock-in-trade	1,891	1,463
Loose tools	-	3
	2,086	1,940

(b) Amount of inventories recognised as an expense/(income) is Mio INR 1038 [2018-19 Mio INR (208)].

(c) Write-down/(reversal of write-down of earlier year) of the inventories to net realisable value amounted to Mio INR 75 [2018-19 Mio INR 79]. These were recognised as an expense during the year and included in Note 21 in the Statement of Profit and Loss.

**Note 11 : Other current assets**

	As at March 31, 2020	As at March 31, 2019
Balance with customs, excise and sales tax authorities, etc.	180	488
Deferred expense	93	87
Contract assets (refer note 32)	1,463	1,783
Deferred contract costs [ refer note 9 (a) ]	30	30
Others (include vendor advances, claims receivable, etc.)	2,440	3,353
	4,206	5,741

## Notes to the Consolidated Financial Statements for the year ended March 31, 2020

**Note 12 : Equity share capital and other equity****Note 12(a) : Equity Share capital**

Authorised equity share capital

	No of shares	Amount
As at April 1, 2018	38,051,460	381
Increase during the year	-	-
As at March 31, 2019	38,051,460	381
Increase during the year	-	-
As at March 31, 2020	38,051,460	381

(i) Movements in equity share capital (issued, subscribed and fully paid up) (with voting rights):

	No of shares	Amount
As at April 1, 2018	30,520,740	305
Increase/ (decrease) during the year (refer note 44)	(1,027,100)	(10)
As at March 31, 2019	29,493,640	295
Increase / (decrease) during the year	-	-
As at March 31, 2020	29,493,640	295

Rights, preferences and restrictions attached to shares:

The Equity shares of the Company, having face value of Rs. 10/- per share, rank pari passu in all respects including voting rights, entitlement to dividend and share in the proceeds of winding up of the Company in proportion to the number of and amounts paid on the shares held.

(ii) Equity shares held by the holding company and subsidiary of the holding company (with voting rights):

	As at March 31, 2020		As at March 31, 2019	
	No of shares	Amount	No of shares	Amount
Robert Bosch GmbH, Federal Republic of Germany, the Holding company (also the Ultimate Holding company)	19,984,324	204	20,351,224	204
Robert Bosch Engineering and Business Solutions Private Ltd., India, subsidiary of Holding company	820,900	5	454,000	5

(iii) Details of Equity shares held by shareholders holding more than 5% of the aggregate equity shares in the Company (with voting rights):

	As at March 31, 2020		As at March 31, 2019	
	No of shares	Shareholding %	No of shares	Shareholding %
Robert Bosch GmbH, Federal Republic of Germany, the Holding company (also the Ultimate Holding company)	19,984,324	67.76%	20,351,224	69.00%

## Notes to the Consolidated Financial Statements for the year ended March 31, 2020

- (iv) There are no shares reserved for issue under options and contracts/ commitments. Further, there are no shares that have been allotted during last 5 years pursuant to a contract without payment being received in cash, or by way of bonus shares.
- (v) The Company has bought back 1,027,100 shares during the year ended March 31, 2019 at buy-back price determined at Rs.21,000/- per share which was approved by the board of directors and shareholders of the Company. Shares bought back during the period of five years immediately preceding the reporting date:

	As at March 31, 2020	As at March 31, 2019	As at March 31, 2018	As at March 31, 2017	As at March 31, 2016
Number of equity shares bought back by the Company (refer note 44)	-	1,027,100	-	878,160	-

**Note 12(b) : Reserves and surplus**

	As at March 31, 2020	As at March 31, 2019
Capital reserve [refer note (i)]	39	39
Share premium [refer note (ii)]	8	8
Capital redemption reserve [refer note (iii)]	86	86
General reserve [refer note (iv)]	190	190
Retained earnings [refer note (v)]	85,353	82,510
	85,676	82,833

## (i) Capital reserve

	As at March 31, 2020	As at March 31, 2019
Opening balance	39	39
Additions/(deletions) during the year (refer note 44)	-	-
Closing balance	39	39

## (ii) Share premium

	As at March 31, 2020	As at March 31, 2019
Opening balance	8	8
Additions/(deletions) during the year	-	-
Closing balance	8	8

## (iii) Capital redemption reserve

	As at March 31, 2020	As at March 31, 2019
Opening balance	86	76
Additions/(deletions) during the year (refer note 44)	-	10
Closing balance	86	86

## Notes to the Consolidated Financial Statements for the year ended March 31, 2020

## (iv) General reserve

	As at March 31, 2020	As at March 31, 2019
Opening balance	190	21,759
Less: Utilisation for buy back of shares (refer note 44)	-	(21,559)
Less: Transfer to capital redemption reserve (refer note 44)	-	(10)
Closing balance	190	190

## (v) Retained earnings

	As at March 31, 2020	As at March 31, 2019
Closing balance of previous year	82,510	70,329
Impact of transition to Ind AS 115, net of taxes (refer note 31)	-	(280)
Opening balance	82,510	70,049
Net profit for the year	6,495	15,983
Dividends (refer note no. 30(b)(i))	(3,097)	(3,052)
Dividend distribution taxes	(636)	(627)
Items of other comprehensive income recognised directly in retained earnings		
- Remeasurement of post-employment benefit obligations, net of tax	81	157
Closing balance	85,353	82,510

**Note 12(c) : Other reserves**

	FVOCI - Equity Instruments	Total other reserves
As at April 1, 2018	7,210	7,210
Change in fair value of FVOCI equity instruments	840	840
As at March 31, 2019	8,050	8,050
Change in fair value of FVOCI equity instruments	(1,414)	(1,414)
As at March 31, 2020	6,636	6,636

**Note 13(a) : Other financial liabilities**

	As at March 31, 2020		As at March 31, 2019	
	Current	Non-Current	Current	Non-Current
Unpaid dividend [refer note (a) below]	47	-	45	-
Capital creditors	370	-	481	-
Other payables (includes employee dues, derivative liabilities, etc.)	4,345	27	4,199	107
	4,762	27	4,725	107

- (a) There are no amounts due for payment to the Investor Education and Protection Fund under Section 125 of the Companies Act, 2013 as at the year end.

## Notes to the Consolidated Financial Statements for the year ended March 31, 2020

**Note 13(b) : Trade payables**

	As at March 31, 2020	As at March 31, 2019
Trade payables		
- Dues of Micro Enterprises and Small Enterprises [refer note (a) below]	516	619
- Dues of creditors other than micro enterprises and small enterprises		
- Related parties (refer note 33)	10,063	8,356
- Others	5,471	6,800
	15,534	15,156
	16,050	15,775

(a) Disclosure under Micro, Small and Medium Enterprises Development Act, 2006.

	As at March 31, 2020 and for the year ended March 31, 2020	As at March 31, 2019 and for the year ended March 31, 2019
(i) Principal amount remaining unpaid to any supplier as at the end of the accounting year	516	619
(ii) Interest due thereon remaining unpaid to any supplier as at the end of the accounting year	14	11
(iii) The amount of interest paid along with the amounts of the payment made to the supplier beyond the appointed day	-	-
(iv) The amount of interest due and payable for the year	13	19
(v) The amount of interest accrued and remaining unpaid at the end of the accounting year	140	113
(vi) The amount of further interest due and payable even in the succeeding year, until such date when the interest dues as above are actually paid	-	10

The Company has identified small enterprises and micro enterprises, as defined under the MSMED Act by requesting confirmation from vendors to the letters circularised by the Company.

**Note 14 : Provisions**

[₹ in Millions (Mio INR)]

	As at March 31, 2020		As at March 31, 2019	
	Current	Non-Current	Current	Non-Current
Provision for employee benefits	6,865	3,266	2,261	3,400
Trade demand and others [refer note (a) below]	4,999	2	4,327	16
Warranty [refer note (a) below]	1,047	-	1,161	-
	12,911	3,268	7,749	3,416

(a) Disclosure under Indian Accounting Standard (Ind AS) 37 on "Provisions, Contingent Liabilities and Contingent Assets" :

Description	As at March 31, 2019	Ind AS 115 transition adjustments (Refer note)	As at April 1, 2019	Additions during the year	Utilised/ reversed during the year	As at March 31, 2020
Trade demand and others [refer note (i) and (ii) below]	4,343 (4,050)	- (339)	4,343 (4,389)	2,841 (2,187)	2,183 (2,841)	5,001 (4,343)
Warranty [refer note (i) and (ii) below]	1,161 (1,343)	- -	1,161 (1,343)	306 (420)	(420) (-602)	1,047 (1,161)

## Notes to the Consolidated Financial Statements for the year ended March 31, 2020

- (i) Nature of the provision has not been given on the grounds that it can be expected to prejudice the interests of the Company. Due to the very nature of such provisions, it is not possible to estimate the timing/ uncertainties relating to their outflows.
- (ii) Figures in brackets relate to previous year.

**Note 15 : Current tax liabilities**

	As at March 31, 2020	As at March 31, 2019
Opening balance	158	906
Add: Provision for tax (including earlier years)	3,545	7,074
Less: Taxes paid (net of refund)	(4,612)	(7,822)
Closing balance (net of provision for tax of Mio INR 25,977 (net of advance tax of Mio INR 28,643 as at March 31, 2019))	(909)	158

**Note 16 : Other current liabilities**

	As at March 31, 2020	As at March 31, 2019
Statutory dues	493	1,125
Indirect taxes	447	359
Contract liabilities (refer note 31)	1,353	1,805
Others (advance from customers, etc.)	456	615
	2,749	3,904

**Note 17 : Other operating revenue**

	For the year ended March 31, 2020	For the year ended March 31, 2019
Scrap sales	113	166
Export incentives	451	386
Provision/ liabilities no longer required written back	31	30
Rental income	1,130	1,043
Government Grants	992	-
Provision for doubtful debts reversal	39	-
Miscellaneous income	514	488
	3,270	2,113

**Note 18 : Other income**

	For the year ended March 31, 2020	For the year ended March 31, 2019
Interest income		
- Bank and inter corporate deposits	2,035	1,802
- Loans to related parties	497	365
- On financial assets at amortised cost	416	418
- Net interest on defined benefit obligation	3	-
- Others	329	185
Amortisation of deferred government grant income	-	7
Dividend from equity investments designated at FVOCI	66	74
Net gain on financial assets measured at FVTPL	2,054	3,093
Profit on sale of property, plant and equipment (net)	66	10
	5,466	5,954



## Notes to the Consolidated Financial Statements for the year ended March 31, 2020

**Note 19 : Cost of materials consumed**

	For the year ended March 31, 2020	For the year ended March 31, 2019
Raw materials consumed	23,165	29,043
Less: Issues capitalised	(118)	(287)
	23,047	28,756

**Note 20 : Purchases of stock-in-trade**

	For the year ended March 31, 2020	For the year ended March 31, 2019
Purchase of goods	27,813	39,676
	27,813	39,676

**Note 21 : Changes in inventories of finished goods, work-in-progress and stock-in-trade**

	For the year ended March 31, 2020	For the year ended March 31, 2019
Opening stock		
Finished goods	3,910	2,603
Work-in-progress	1,315	1,329
Stock-in-trade	5,210	4,823
Closing stock		
Finished goods	2,006	3,910
Work-in-progress	928	1,315
Stock-in-trade	5,267	5,210
	2,234	(1,680)

**Note 22 : Employee benefit expense**

	For the year ended March 31, 2020	For the year ended March 31, 2019
Salaries, wages, bonus etc.	11,019	11,528
Contributions to provident and other funds [refer note 27]	916	960
Staff welfare	750	1,019
	12,685	13,507

**Note 23 : Finance costs**

	For the year ended March 31, 2020	For the year ended March 31, 2019
Interest expense		
- others	102	89
Net interest on defined benefit liability	-	44
	102	133

## Notes to the Consolidated Financial Statements for the year ended March 31, 2020

**Note 24 : Depreciation and amortisation expense**

	For the year ended March 31, 2020	For the year ended March 31, 2019
Depreciation of property, plant and equipment [refer note 4(a)]	3,416	3,854
Depreciation on investment properties [refer note 5]	151	168
Depreciation on right of use assets [refer note 34(a)]	266	-
	3,833	4,022

**Note 25 : Other expenses**

	For the year ended March 31, 2020	For the year ended March 31, 2019
Consumption of stores and spares	496	1,040
Consumption of tools	1,228	1,603
Power and fuel	976	1,112
Repairs to plant and machinery	796	1,018
Repairs to building	272	529
Royalty and technical service fee	1,908	2,175
Rent [refer note 34]	179	547
Rates and taxes	113	88
Insurance	133	98
Expenditure towards Corporate Social Responsibility [refer note (a) below]	371	353
Packing, freight and forwarding	1,570	2,040
Warranty and service expenses	245	83
Travelling and conveyance	740	1,260
Professional and consultancy charges	3,681	1,540
Advertisement and sales promotion expenses	652	594
Miscellaneous manufacturing expenses	1,975	2,369
Computer expenses	1,397	1,137
Miscellaneous expenses [refer note (b) below]	1,182	1,738
Less: Expenses capitalised	(110)	(274)
	17,804	19,050

## (a) Expenditure towards Corporate Social Responsibility :

- Gross amount required to be spent by the Company during the year is Mio INR 370 (2018-19 Mio INR 353).
- Amount spent during the year is Mio INR 371 (2018-19 Mio INR 353).

[₹ in Millions (Mio INR)]

Sr. No.	Particulars	In cash	Yet to be paid in cash	Total
(i)	Construction/acquisition of any asset	-	-	-
		(-)	(-)	(-)
(ii)	On purposes other than (i) above	272	99	371
		(287)	(66)	(353)

- Total amount paid during the year Mio INR 338 includes Mio INR 66 relating to previous year.
- Figures in brackets relate to previous year.

## Notes to the Consolidated Financial Statements for the year ended March 31, 2020

(b) Miscellaneous expenses include :

	For the year ended March 31, 2020	For the year ended March 31, 2019
(i) Remuneration to auditors (excluding indirect tax):		
Statutory audit fee	8	8
Tax audit fees	1	1
Other services	2	2
(ii) Provision for doubtful debts (net)	-	31
(iii) Bad debts written off	71	45
(iv) Exchange loss [including exchange loss/(gain) of Mio INR (27) (2018-19: Mio INR 45) on account of mark-to-market valuation of outstanding forward and option contracts]	310	361

**Note 26: Income tax expense**

This note provides an analysis of the Group's income tax expense, showing how the tax expense is affected by non-assertable and non-deductible items.

(a) Income tax expense

	March 31, 2020	March 31, 2019
Current tax		
Current tax on profits for the year	3,524	7,589
Adjustments for current tax of prior periods	(199)	(538)
Total current tax expenses	3,325	7,051
Deferred tax		
Decrease/ (Increase) in deferred tax assets	(1,424)	355
Total deferred tax expenses/(benefit)	(1,424)	355
Income tax expense	1,901	7,406
Tax expense - Impact of change in the tax rate on opening deferred tax asset	1,448	-
Discontinuing operations:	221	24

(b) Reconciliation of tax expenses and the accounting profit multiplied by tax rate:

	March 31, 2020	March 31, 2019
Profit before income tax expense	10,068	23,410
Tax at the Indian tax rate of 25.168% (2018-19: 34.944%)	2,534	8,181
Effect of non-deductible expense	177	233
Effect of difference in tax rate for long term capital gain on sale of business	(34)	-
Effect of exempt other income/ weighted deduction	(108)	(446)
Effects of Mark to Market gain on investment in mutual funds	(248)	-
Adjustments for current tax of prior periods	(199)	(538)
Effect of opening deferred tax rate change	1,448	-
Income tax expense	3,570	7,430

## Notes to the Consolidated Financial Statements for the year ended March 31, 2020

**Note 27: Employee Retirement Benefits:**

Disclosure on Retirement Benefits as required in Indian Accounting Standard (Ind AS) 19 on "Employee Benefits" are given below:

**(a) Post Employment Benefit - Defined Contribution Plans**

The Group has recognised an amount of Mio INR 367 \*(2018-19: Mio INR 342\*) as expense under the defined contribution plans in the Statement of Profit and Loss.

**(b) Post Employment Benefit - Defined Benefit Plans**

The Group makes annual contributions to the Bosch Employees' Gratuity Fund and makes monthly contributions to Bosch Employees (Bangalore) Provident Fund Trust and Bosch Workmen's (Nashik) Provident Fund Trust, funded defined benefit plans for qualifying employees. The Gratuity Scheme provides for lumpsum payment to vested employees at retirement/death while in employment or on termination of employment of an amount equivalent to 15 days salary payable for each completed year of service or part thereof in excess of six months. Vesting occurs only upon completion of five years of service, except in case of death or permanent disability.

The Provident Fund Scheme provides for lumpsum payment/transfer to the member employees at retirement/ death while in employment or on termination of employment of an amount equivalent to the credit standing in his account maintained by the Trusts. The present value of the defined benefit obligation and the related current service cost are measured using the projected unit credit method with actuarial valuation being carried out at each balance sheet date.

**(c) Total expense recognised in the statement of profit and loss**

	Provident Fund		Gratuity	
	March 31, 2020	March 31, 2019	March 31, 2020	March 31, 2019
Current service cost*	385	392	233	234
(Gain)/Loss on Settlements	-	-	(66)	-
Net interest cost				
a. Interest expense on defined benefit obligation (DBO)	850	799	381	368
b. Interest (income) on plan assets	(850)	(799)	(384)	(324)
c. Total net interest cost	-	-	(3)	44
Defined benefit cost included in Statement of Profit and Loss	385	392	164	278

\* Total charge recognised in Statement of Profit and Loss is Mio INR 916 (2018-19: Mio INR 967) [Refer note no 22].

**(d) Remeasurement effects recognised in other comprehensive income (OCI)**

	Gratuity	
	March 31, 2020	March 31, 2019
a. Actuarial (gain)/ loss due to demographic assumption changes in DBO	(15)	66
b. Actuarial (gain)/ loss due to financial assumption changes in DBO	313	-
c. Actuarial (gain)/ loss due to experience on DBO	(245)	(249)
d. Return on plan assets (greater)/ less than discount rate	(162)	(55)
Total actuarial (gain)/ loss included in OCI	(109)	(238)

	Provident Fund	
	March 31, 2020	March 31, 2019
a. Actuarial (gain)/ loss on liability	11	(134)
b. Actuarial (gain)/ loss on plan assets	(11)	134
Total actuarial (gain)/ loss included in OCI	-	-

## Notes to the Consolidated Financial Statements for the year ended March 31, 2020

## (e) Total cost recognised in comprehensive income

	Provident Fund		Gratuity	
	March 31, 2020	March 31, 2019	March 31, 2020	March 31, 2019
Cost recognised in Statement of Profit and Loss	385	392	164	278
Remeasurements effects recognised in OCI	-	-	(109)	(238)
Total cost recognised in Comprehensive Income	385	392	55	40

## (f) Change in defined benefit obligation

	Gratuity	
	March 31, 2020	March 31, 2019
Defined benefit obligation as at the beginning of the year	5,058	4,886
Service cost	233	234
Interest cost	381	368
Settlements	(66)	-
Benefit payments from plan assets	(463)	(247)
Acquisition / divestiture	(45)	-
Actuarial (gain)/ loss - demographic assumptions	(15)	-
Actuarial (gain)/ loss - financial assumptions	313	66
Actuarial (gain)/ Loss - experience	(245)	(249)
Defined benefit obligation as at year end	5,151	5,058

	Provident Fund	
	March 31, 2020	March 31, 2019
Defined benefit obligation as at the beginning of the year	11,183	10,221
Current service cost	385	392
Interest cost	850	799
Benefits paid and transfer out	(1,590)	(1,109)
Transfer in	140	84
Participant contributions	931	930
Actuarial (gain)/ loss	(11)	(134)
Defined benefit obligation as of current year end	11,888	11,183

## (g) Change in fair value of plan assets

	Provident Fund		Gratuity	
	March 31, 2020	March 31, 2019	March 31, 2020	March 31, 2019
Fair value of plan assets at end of prior year	11,183	10,221	5,018	4,198
Expected return on plan assets	850	799	384	324
Employer contributions	385	392	40	688
Participant contributions	931	930	-	-
Benefit payments from plan assets	(1,590)	(1,109)	(463)	(247)
Acquisition/ divestiture	-	-	(45)	-
Transfer in/ transfer out	140	84	-	-
Actuarial gain/ (loss) on plan assets	(11)	(134)	162	55
Fair value of plan assets at end of year	11,888	11,183	5,096	5,018

## Notes to the Consolidated Financial Statements for the year ended March 31, 2020

## (h) Net defined benefit asset/ (liability)

	Provident Fund		Gratuity	
	March 31, 2020	March 31, 2019	March 31, 2020	March 31, 2019
Defined benefit obligation	11,888	11,183	5,151	5,058
Fair value of plan assets	11,888	11,183	5,096	5,018
(Surplus)/ deficit recognised in Balance Sheet	-	-	55	40

## (i) Expected Group's contributions for the next year

	Provident Fund	Gratuity
	March 31, 2020	March 31, 2020
Expected Group's contributions for the next year	423	190

## (j) Reconciliation of amounts in balance sheet

	Gratuity	
	March 31, 2020	March 31, 2019
Net defined benefit liability/(asset) at prior year end	40	688
Defined benefit cost included in Statement of Profit and Loss	164	278
Total remeasurements included in OCI	(109)	(238)
Employer contributions	(40)	(688)
Net defined benefit liability/(asset)	55	40

## (k) Reconciliation of Statement of Other Comprehensive Income

	Gratuity	
	March 31, 2020	March 31, 2019
Cumulative OCI - (Income)/Loss, beginning of period	(386)	(148)
Total remeasurements included in OCI	(109)	(238)
Cumulative OCI - (Income)/Loss	(495)	(386)

## (l) Current/ non current liability

	Gratuity	
	March 31, 2020	March 31, 2019
Current liability	-	-
Non current liability	55	40
Total	55	40

## (m) Assumptions

	Provident Fund		Gratuity	
	March 31, 2020	March 31, 2019	March 31, 2020	March 31, 2019
Discount factor [refer note (i) below]	6.60%	7.65%	6.60%	7.65%
Weighted average rate of escalation in salary per annum [refer note (ii) below]	NA	NA	10.0%	10.6%
Mortality rate	IALM (2012-14) Ultimate	IALM (2006 08) Ultimate	IALM (2012-14) Ultimate	IALM (2006 08) Ultimate

## Notes to the Consolidated Financial Statements for the year ended March 31, 2020

## Notes:

(i) The discount rate is based on the prevailing market yield on Government Bonds as at the balance sheet date for the estimated term of obligations.

(ii) The estimate of future salary increases considered in actuarial valuation takes into account inflation, seniority, promotion and other relevant factors such as supply and demand in the employment market.

## (n) Risk exposures

A large portion of assets consists of government and corporate bonds and small portion of assets consists in mutual funds and special deposit account in banks. Through its defined plans, the Group is exposed to a number of risks, the most significant of which are detailed below:

**Asset Volatility:** The plan liabilities are calculated using a discount rate with reference to bond yields, if plan assets underperform this yield, this will create a deficit. Most of the plan asset investments is in fixed income government securities with high grades and public sector corporate bonds. A small portion of the funds are invested in equity securities.

**Changes in bond yields:** A decrease in bond yields will increase plan liabilities, although this will be partially offset by an increase in the value of the plans' bond holdings.

## (o) Sensitivity analysis on defined benefit obligation

	Gratuity	
	March 31, 2020	March 31, 2019
Discount rate		
a. Discount rate - 50 basis points	5,445	5,335
b. Discount rate + 50 basis points	4,880	4,802
Weighted average increase in salary		
a. Rate - 50 basis points	5,018	4,904
b. Rate + 50 basis points	5,328	5,209

The above sensitivity analysis are based on a change in an assumption while holding all other assumptions constant. In practice, this is unlikely to occur. This sensitivity analysis shows how the defined benefit obligation would have been affected by changes in the relevant actuarial assumption that were reasonably possible at that date.

## (p) Plan assets

	Provident Fund		Gratuity	
	March 31, 2020	March 31, 2019	March 31, 2020	March 31, 2019
	% Invested	% Invested	% Invested	% Invested
Government Securities (Central and State)	55	52	52	52
Corporate Bonds (including Public Sector bonds)	38	39	36	36
Mutual Funds	3	3	2	2
Cash and bank balances				
(including Special Deposits Scheme, 1975)	4	6	10	10
Total	100	100	100	100

## q) Expected future cashflows

The weighted average duration of the defined benefit obligation is 14.27 years (2018-19 -14.26 years). The expected maturity analysis is as follows:

	Provident Fund		Gratuity	
	March 31, 2020	March 31, 2019	March 31, 2020	March 31, 2019
Within 1 year	1,470	1,103	190	156
Between 1-2 years	504	687	169	266
Between 2-5 years	2,461	2,015	773	781
From 6 to 10	6,427	5,884	2,348	2,543
Total	10,862	9,689	3,480	3,746

## Notes to the Consolidated Financial Statements for the year ended March 31, 2020

**Note 28: Fair value measurements:****(i) Financial instruments by category and hierarchy**

This section explains the judgements and estimates made in determining the fair values of the financial instruments that are (a) recognised and measured at fair value and (b) measured at amortised cost and for which fair values are disclosed in the financial statements. To provide an indication about the reliability of the inputs used in determining fair value, the Group has classified its financial instruments into the three levels prescribed under the accounting standard. An explanation of each level follows underneath the table.

	March 31, 2020			March 31, 2019			
	Level	FVPL	FVOCI	Amortised cost	FVPL	FVOCI	Amortised cost
<b>Financial assets</b>							
Investments							
- Equity instruments	1	-	6,665	-	-	8,101	-
- Bonds	1	-	-	4,712	-	-	5,212
- Mutual funds	1	28,830	-	-	27,044	-	-
Interest accrued on financial assets at amortised cost	3	-	-	1,183	-	-	850
Trade receivables	3	-	-	14,130	-	-	15,675
Loans	3	-	-	7,188	-	-	5,650
Investments							
- Bonds	3	-	-	-	-	-	5
Cash and cash equivalents				2,522	-	-	1,910
Other bank balances				20,009	-	-	10,618
Inter-corporate deposit	3	-	-	7,500	-	-	7,850
Others (include non-trade receivables, etc.)	3	-	-	394	-	-	387
Derivative assets	2	-	-	24	-	-	-
<b>Total financial assets</b>		<b>28,830</b>	<b>6,665</b>	<b>57,692</b>	<b>27,044</b>	<b>8,101</b>	<b>48,157</b>
<b>Financial liabilities</b>							
Financial lease liabilities	3	-	-	738	-	-	-
Trade payables	3	-	-	16,050	-	-	15,775
Unpaid dividend	3	-	-	47	-	-	45
Other payables (includes employee dues, etc.)	3	-	-	4,372	-	-	4,726
Capital creditors	3	-	-	370	-	-	481
Derivative liabilities	2	-	-	-	-	-	44
<b>Total financial liabilities</b>		<b>-</b>	<b>-</b>	<b>21,577</b>	<b>-</b>	<b>-</b>	<b>21,071</b>

Level 1: Level 1 hierarchy includes financial instruments measured using quoted prices. This includes listed equity instruments, tax free bonds and mutual funds that have quoted price. The fair value of all equity instruments which are traded in the stock exchanges is valued using the closing price as at the reporting period. The mutual funds are valued using the closing NAV.

Level 2: The fair value of financial instruments that are not traded in an active market (for market, traded bonds, over-the-counter derivatives) is determined using valuation techniques which maximise the use of observable market data and rely as little as possible on entity-specific estimates. If all significant inputs required to fair value an instrument are observable, the instrument is included in level 2.

Level 3: If one or more of the significant inputs is not based on observable market data, the instrument is included in Level 3. There are no transfers between levels during the year.

**(ii) Valuation technique used to determine fair value**

Specific valuation techniques used to value financial instruments include:

- the fair value of forward foreign exchange contracts is determined using forward exchange rates at the balance sheet date
- the fair value of remaining financial instruments is determined using the discounted cash flow analysis

**(iii) Valuation process**

The finance and accounts department of the Group performs the valuation of financial assets and liabilities required for financial reporting purposes, and report to the Executive Director (ED). Discussions on valuation processes and results are held between the ED and valuation team at least once every three months, in line with the Group's quarterly reporting periods.



## Notes to the Consolidated Financial Statements for the year ended March 31, 2020

The main level 3 inputs are derived and evaluated as follows:

- a) Discount rate for loans to employees are determined using prevailing bank lending rate.
- b) The fair values of financial assets and liabilities are determined using the discounted cash flow analysis.

**(iv) Fair value of financial assets and liabilities measured at amortised cost**

	March 31, 2020		March 31, 2019	
	Carrying amount	Fair value	Carrying amount	Fair value
<b>Financial assets</b>				
Tax free bonds	4,712	5,094	5,217	5,692
Loans	1,096	1,096	1,063	1,063
<b>Total financial assets</b>	<b>5,808</b>	<b>6,190</b>	<b>6,280</b>	<b>6,755</b>
<b>Financial liabilities</b>				
Other financial liabilities	521	521	-	-
Other financial liabilities	27	27	107	107
<b>Total financial liabilities</b>	<b>548</b>	<b>548</b>	<b>107</b>	<b>107</b>

With respect to trade receivables, other receivables, inter-corporate deposit, current portion of loans, cash and cash equivalents, other bank balance, trade payables, capital creditors, employee payables, the carrying amount is considered to be the same as their fair value due to their short-term nature.

**Note 29: Financial risk management**

The Group's activities expose it to market risk, liquidity risk and credit risk. In order to minimise any adverse effects on the financial performance of the Group, derivative financial instruments, such as foreign exchange forward contracts and foreign currency option contracts are entered into by the Group to hedge certain foreign currency exposure. Derivatives are used exclusively for hedging and not as trading or speculative instruments.

**(A) Credit Risk**

Credit risk arises from cash and cash equivalents, instruments carried at amortised cost and deposits with banks, as well as credit exposures to customers including outstanding receivables.

**(i) Credit risk management**

Credit risk on cash and cash equivalents is limited as the Group generally invests in deposits with banks which have high credit ratings assigned by external agencies. Investments primarily include investment in debt based mutual funds whose portfolios have instruments with high credit rating and government bonds. The Board of Directors periodically review the investment portfolio of the Group. Credit risk on loans given to fellow subsidiaries is guaranteed by the holding company. Credit risk with respect to trade receivable is managed by the Group through setting up credit limits for customers and also periodically reviewing the credit worthiness of major customers.

Expected credit loss for trade receivables under simplified approach

	March 31, 2020		March 31, 2019	
	Less than 6 months	More than 6 months	Less than 6 months	More than 6 months
Gross carrying amount	13,050	2,224	14,432	2,470
Expected credit losses (Loss allowance provision)	(98)	(1,046)	(69)	(1,158)
Carrying amount of trade receivables (net of impairment)	12,952	1,178	14,363	1,312

The gross carrying amount of trade receivables is Mio INR 15,274 (March 31, 2019 - Mio INR 16,902). During the period, the Group made no significant write-offs of trade receivables and it does not expect to receive future cash flows or recoveries from trade receivables previously written off.

**(ii) Reconciliation of loss allowance provision - Trade Receivables**

Loss allowance as at April 1, 2018	1,190
Changes in loss allowance	37
Loss allowance as at March 31, 2019	1,227
Changes in loss allowance	(83)
Loss allowance as at March 31, 2020	1,144

## Notes to the Consolidated Financial Statements for the year ended March 31, 2020

**(B) Liquidity risk**

Prudent liquidity risk management implies maintaining sufficient cash and marketable securities and the availability of funding through an adequate amount of internal financing by way of daily cash flow projection to meet obligations when due and to close out market positions. Due to the dynamic nature of the underlying businesses, Group treasury maintains flexibility in funding by maintaining availability of funds.

Management monitors daily and monthly rolling forecasts of the Group's liquidity position and cash and cash equivalents on the basis of expected cash flows. This is generally carried in accordance with standard guidelines. The Group has liquidity reserves in the form of highly liquid assets like cash and cash equivalents, debt based mutual funds, deposit accounts, etc.

(i) Financing arrangements: The Group had access to the following undrawn borrowing facilities at the end of the reporting period

	March 31, 2020	March 31, 2019
Floating rate		
- Expiring within one year (bank overdraft and other facilities)	20	20
- Expiring beyond one year (bank loans)	-	-
	20	20

**(ii) Maturity of Financial liabilities**

The table below summarises the Group's financial liabilities into relevant maturity groupings based on their contractual maturities for:

- all non-derivative financial liabilities
- net and gross settled derivative financial instruments for which the contractual maturities are essential for an understanding of the timing of the cash flows

	March 31, 2020		March 31, 2019	
	Less than 1 year	More than 1 year	Less than 1 year	More than 1 year
Trade payables	16,050	-	15,775	-
Financial Lease liabilities	218	521	-	-
Other financial liabilities	4,762	27	4,725	107
<b>Total non-derivative liabilities</b>	<b>21,030</b>	<b>548</b>	<b>20,500</b>	<b>107</b>
Foreign exchange forward contracts	1,766	-	2,933	-
Options contracts	-	-	1,112	-
<b>Total derivative liabilities</b>	<b>1,766</b>	<b>-</b>	<b>4,045</b>	<b>-</b>

**(C) Market risk****(i) Foreign currency risk**

The Group is exposed to foreign exchange risk arising from foreign currency transactions, primarily with respect to USD and EUR. Foreign exchange risk arises from future commercial transactions and recognised assets and liabilities denominated in a currency that is not the Group's functional currency (INR). The risk is measured through a forecast of highly probable foreign currency cash flows. The objective of the hedges is to minimise the volatility of the INR cash flows of highly probable forecast transaction.

The Group imports and exports goods and services which are predominantly denominated in USD and EUR. This exposes the Group to foreign currency risk. To minimise this risk, the Group hedges using forward contracts and foreign currency option contracts on a net exposure basis.

## Notes to the Consolidated Financial Statements for the year ended March 31, 2020

- (a) Foreign currency risk exposure: The Group exposure to foreign currency risk at the end of the reporting period expressed in Mio INR are as follows:

	March 31, 2020		March 31, 2019	
	USD	EUR	USD	EUR
Financials assets	53	-	-	-
Trade receivables	904	356	1,362	172
Exposure to foreign currency risk - assets	957	356	1,362	172
Financial liabilities	2	-	-	-
Trade payables	13,684	2,947	4,788	817
Exposure to foreign currency risk - liabilities	13,686	2,947	4,788	817
Derivative liabilities				
Foreign exchange forward contracts	1,649	117	2,933	-
Foreign currency option contracts - Buy Option Contract	-	-	1,112	-
Net exposure to foreign currency risk	11,080	2,474	(619)	645

- (b) Sensitivity: The sensitivity of profit or loss to changes in the exchange rates arises mainly from foreign currency denominated financial instruments:

	Impact on profit after tax	
	March 31, 2020	March 31, 2019
USD Sensitivity		
INR/USD - Increase by 1%*	(111)	6
INR/USD - Decrease by 1%*	111	(6)
EUR Sensitivity		
INR/EUR - Increase by 1%*	(25)	(6)
INR/EUR - Decrease by 1%*	25	6

\* Holding all other variable constant

**(ii) Cash flow and fair value interest rate risk**

- (a) Interest rate risk exposure: The Group does not have interest bearing borrowings and interest rate risk is towards opportunity cost on investment in tax free bonds. Group analyses it based on the sensitivity analysis and manages it by portfolio diversification.
- (b) Sensitivity: Profit or loss is sensitive to changes in interest rate for tax free bonds. A change in the market interest level by 100 basis points would have the following effect on the profit after tax:

	Impact on profit after tax	
	March 31, 2020	March 31, 2019
Interest rates - increase by 100 basis points*	(338)	(365)
Interest rates - decrease by 100 basis points*	338	365

\* Holding all other variables constant

**(iii) Price risk**

- (a) Exposure: The Group has invested in equity securities and the exposure is equity securities price risk from investments held by the Group and classified in the balance sheet as fair value through OCI.

## Notes to the Consolidated Financial Statements for the year ended March 31, 2020

(b) Sensitivity: The table below summarises the impact of increase/decrease of the index in the Group's equity and impact on OCI for the period. The analysis is based on the assumption that the equity index had increased/ decreased by 10% with all other variables held constant, and that all the Group's equity instruments moved in line with the index.

	Impact on other components of equity	
	March 31, 2020	March 31, 2019
Price - increase by 10%	667	810.
Price - decrease by 10%	(667)	(810)

Other components of equity would increase/decrease as a result of gains/ (losses) on equity securities classified as fair value through Other Comprehensive Income.

**Note 30 : Capital management****(a) Risk management**

The Group has equity capital and other reserves attributable to the equity shareholders, as the only source of capital and the Group does not have any interest bearing borrowings/ debts.

**(b) Dividends**

	March 31, 2019	March 31, 2018
(i) Dividends recognised		
Final dividend for the year ended March 31, 2019 of INR 105/- (March 31, 2018 - INR 100/-) per fully paid share	3,097	3,052
	3,097	3,052
(ii) Dividends not recognised at the end of the reporting period		
In addition to the above dividends, since the year ended, the Directors have recommended the payment of a final dividend of INR 105/- per fully paid equity share (March 31, 2019 - INR 105/-). This proposed dividend is subject to the approval of shareholders in the ensuing annual general meeting	3,097	3,097
	3,097	3,097

**Note 31: Revenue from contracts with customers**

The Group derives revenues primarily from sale of goods and sale of services.

Revenue is recognised upon transfer of control of promised products or services to customers in an amount that reflects the consideration we expect to receive in exchange for those products or services.

Product revenues consist of sales to original equipment manufacturers (OEMs). The Group considers customer purchase orders, which in some cases are governed by master sales agreements, to be the contracts with a customer. In situations where sales are to a distributor, the Group has concluded that its contracts is with the distributor as the Group holds a contract bearing enforceable rights and obligations only with the distributor. As part of its consideration of the contract, the Group evaluates certain factors including the customer's ability to pay (or credit risk). For each contract, the Group considers the promise to transfer products, each of which is distinct, to be the identified performance obligations.

Revenue from sales to distributors is recognized upon the transfer of control to the distributor. Discounts, sales incentives that are payable to distributors are netted-off with revenue.

In determining the transaction price the Group evaluates whether the price is subject to refund or adjustment to determine the net consideration to which the Group expects to be entitled. Revenue is recognized when control of the product is transferred to the customer (i.e., when the Group's performance obligation is satisfied). Further, in determining whether control has transferred, the Group considers if there is a present right to payment and legal title, along with risks and rewards of ownership having transferred to the customer.

Cost to obtain a contract with a customer is recognized as an asset and amortised over the period of fulfillment of contract.

The impact of adoption of Ind AS 115 on the Company's financial statements are as follows:

## Notes to the Consolidated Financial Statements for the year ended March 31, 2020

Reconciliation of reserves and surplus as at April 1, 2018	Note No.	March 31, 2019
<b>Reserves and surplus as at March 31, 2018</b>	12(b)(v)	<b>70,329</b>
Contract assets recognised	11	571
Contract liabilities recognised	16	(662)
Provisions for estimated losses	14	(339)
Deferred tax assets on the above	8	150
<b>Ind AS 115 transition impact</b>		<b>(280)</b>
<b>Reserves and surplus as at April 1, 2018</b>	12(b)(v)	<b>70,049</b>

Description	As at April 1, 2019	Deferred cost	Cost transferred to the statement of profit and loss account	As at March 31, 2020
Contract assets (Refer note 11)	1,783 (571)	1,648 (1,389)	1,968 (177)	1,463 (1,783)

Description	As at April 1, 2019	Unearned revenue	Revenue recognised	As at March 31, 2020
Contract liabilities (Refer note 16)	1,805 (662)	1,598 (1,289)	2,050 (146)	1,353 (1,805)

Revenue at disaggregated level	March 31, 2020		March 31, 2019	
	Automotive	Others	Automotive	Others
Sale of Products	75,596	13,845	99,955	16,195
Sale of Services	5,600	105	2,035	552
Other operating revenue	2,156	1,114	1,077	1,036

**Note 32: Discontinued operation :**

In accordance with the approvals received from the Board of Directors on May 21, 2019 and from the shareholders on August 23, 2019, the Company has executed the Business Transfer Agreement on October 1, 2019 and transferred the business of Packaging under the non-automotive products segment of the Company on a going concern basis by way of slump sale to Robert Bosch Packaging Technology India Private Limited. Consequently profit before tax and profit after tax for the Packaging business have been disclosed separately as discontinued operations in the statement of profit and loss.

## (a) Financial performance and cash flow information:

The financial performance and cash flow information presented are for the period ended September 30, 2019 (March 31, 2020 column) and the year ended March 31, 2019.

Revenue at disaggregated level	March 31, 2020	
	Automotive	Others
Revenue including other income	705	1,728
Expenses	(784)	(1,658)
Profit before income tax	(79)	70
Income tax (expense)/ credit	-	(24)
Profit after income tax	(79)	46
Gain on sale of division after income tax [refer (b) below]	729	
Profit from discontinued operation	650	46

## Notes to the Consolidated Financial Statements for the year ended March 31, 2020

Revenue at disaggregated level	March 31, 2020	
	Automotive	Others
Other comprehensive income from discontinued operation	-	-
Net cash flow from operating activities	(44)	69
Net cash flow from investing activities (from sale of business)	1,273	-
Net cash flow from financing activities	-	-
Net cash generated from discontinued operation	1,229	69

## (b) Details of sale of business:

	March 31, 2020	March 31, 2019
Consideration received	1,494	-
Carrying amount of net assets sold	(544)	-
Gain on sale before income tax	<b>950</b>	-
Income tax expense on gain	(221)	-
Gain on sale after income tax	<b>729</b>	-

## (c) The carrying amount of assets and liabilities as at the date of transfer (October 1, 2019) are as follows:

	October 1, 2019
Property, plant and equipment	115
Right of use assets	60
Capital work-in-progress	115
Other non-current assets	42
Trade receivable	355
Other Financial Assets	2
Inventories	458
Other current assets	151
Total Assets	1,298
Trade payables	413
Other financial liabilities	54
Provisions	109
Other Current Liabilities	178
Total Liabilities	754
Net assets	544

(D) There are no assets and liabilities of disposal group to be classified as assets held for sale on either of the reporting dates.

**Note 33: Related Party Disclosure :**

**Holding Company :** Robert Bosch GmbH, Federal Republic of Germany

**Whole time directors :** Mr. Soumitra Bhattacharya, Mr. Srinivasan S C, Sandeep Nelamangala (w.e.f. 1 January 2020), Dr. Andreas Wolf and Mr. Jan Oliver Röhrli

**Non-whole time directors :** Nil

**Other related entities:** Bosch India Foundation

## (a) Key management personnel compensation:

	March 31, 2020	March 31, 2019
Short-term employee benefits	283	252
Post-employment benefits	15	14
	298	266

## Notes to the Consolidated Financial Statements for the year ended March 31, 2020

## (b) Related Party transactions/ balances - summary:

Particulars	Holding Company	Fellow Subsidiary	Employees' Benefit plans where there is significant influence	Key Management Personnel	Other related entities	Total
Net sale of product	4,861	2,308	-	-	-	7,169
	(4,761)	(2,876)	(-)	(-)	(-)	(7,637)
Sale of services	900	977	-	-	-	1,877
	(893)	(550)	(-)	(-)	(-)	(1,443)
Sale of property, plant and equipments	0	2	-	-	-	2
	(0)	(5)	(-)	(-)	(-)	(5)
Rental income	-	1,106	-	-	-	1,106
	(-)	(990)	(-)	(-)	(-)	(990)
Miscellaneous income (including reimbursements received)	87	472	-	-	-	559
	(36)	(690)	(-)	(-)	(-)	(726)
Interest earned	-	497	-	-	-	497
	(-)	(365)	(-)	(-)	(-)	(365)
Purchases of : Property, plant and equipment	90	450	-	-	-	540
	(424)	(292)	(-)	(-)	(-)	(716)
Goods	9,061	16,640	-	-	-	25,701
	(12,701)	(21,134)	(-)	(-)	(-)	(33,835)
Dividend paid	2,137	48	-	-	-	2,185
	(2,106)	(45)	(-)	(-)	(-)	(2,151)
Amount paid for shares bought back	-	-	-	-	-	-
	(14,857)	(-)	(-)	(-)	(-)	(14,857)
Services received: Royalty and technical service fee	-	1,959	-	-	-	1,959
	(-)	(2,199)	(-)	(-)	(-)	(2,199)
Professional, consultancy and other charges	2,022	2,883	-	-	-	4,905
	(1,847)	(2,169)	(-)	(-)	(-)	(4,016)
Advance for expenses from fellow subsidiary	-	22	-	-	-	22
	(-)	(-)	(-)	(-)	(-)	(-)
Donation expense	-	-	-	-	93	93
	(-)	(-)	(-)	(-)	(88)	(88)
Loan given (*)	-	1,510	-	-	-	1,510
	(-)	(1,030)	(-)	(-)	(-)	(1,030)
Loan repaid	-	30	-	-	-	30
	(-)	(80)	(-)	(-)	(-)	(80)
Loan to related parties (*)	-	6,435	-	-	-	6,435
	(-)	(4,955)	(-)	(-)	(-)	(4,955)
Trade receivables	476	1,695	-	-	-	2,172
	(610)	(1,694)	(-)	(-)	(-)	(2,304)
Other financial assets (non-trade receivables)	2	131	-	-	-	133
	(2)	(285)	(-)	(-)	(-)	(287)
Advance to creditors	-	181	-	-	-	181
	(-)	(-)	(-)	(-)	(-)	(-)
Amount payable on behalf of fellow subsidiary	-	21	-	-	-	21
	(-)	(-)	(-)	(-)	(-)	(-)

(\*) Against guarantee given by Robert Bosch GmbH, Federal Republic of Germany, the holding company.

## Notes to the Consolidated Financial Statements for the year ended March 31, 2020

Particulars	Holding Company	Fellow Subsidiary	Employees' Benefit plans where there is significant influence	Key Management Personnel	Other related entities	Total
Trade payables	3,254	6,753	-	-	-	10,007
	(2,483)	(5,767)	(-)	(-)	(-)	(8,250)
Other financial liabilities	2	197	-	-	-	199
	(161)	(44)	(-)	(-)	(-)	(205)
Contributions made to Employees' Benefit plans	-	-	555	-	-	555
	(-)	(-)	(1,225)	(-)	(-)	(1,225)
Managerial Remuneration:						
Mr. Soumitra Bhattacharya	-	-	-	78	-	78
	(-)	(-)	(-)	(77)	(-)	(77)
Mr. Srinivasan S C	-	-	-	51	-	51
	(-)	(-)	(-)	(49)	(-)	(49)
Dr. Andreas Wolf	-	-	-	86	-	86
	(-)	(-)	(-)	(68)	(-)	(68)
Mr. Jan Oliver Röhrli	-	-	-	78	-	78
	(-)	(-)	(-)	(72)	(-)	(72)
Mr. Sandeep N	-	-	-	5	-	5
	(-)	(-)	(-)	(-)	(-)	(-)
Sitting fees/ commissions to non-executive directors	-	-	-	16	-	16
	(-)	(-)	(-)	(16)	(-)	(16)
Unpaid Bonus/ Commission as at the year end	-	-	-	-	-	-
	(-)	(-)	(-)	(133)	(-)	(133)
Loan and Advances :						
Amount outstanding at the year end	-	-	-	6	-	6
	(-)	(-)	(-)	(2)	(-)	(2)

Figures in brackets relate to previous year.

(c) Names and details of fellow subsidiaries having transaction value in excess of 10% in line transactions during the year:

Particulars	Name of the related party	March 31, 2020	March 31, 2019
Net sale of product	Bosch Automotive Electronics India Private Ltd.	241	161
	Bosch Diesel s.r.o.	239	117
	Robert Bosch LLC	261	173
	Bosch Automotive Diesel Systems Co., Ltd.	170	341
	Bosch Sanayi ve Ticaret A.S.	77	419
Sale of services	Bosch Chassis Systems India Private Ltd.	135	89
	Robert Bosch Engineering and Business Solutions Private	179	53
	Bosch Automotive Service Solutions Inc.	216	58
	Bosch Security Systems B.V.	-	113
Rental income	Bosch Automotive Electronics India Private Ltd.	221	164
	Robert Bosch Engineering and Business Solutions Private	865	813
Miscellaneous income (including reimbursements received)	Bosch Automotive Electronics India Private Ltd.	127	197
	Bosch Chassis Systems India Private Ltd.	106	97
	Robert Bosch Engineering and Business Solutions Private	128	292
Interest earned	Bosch Rexroth (India) Private Limited	267	262
	BSH Household Appliances Manufacturing Private Limited	224	94
Purchase of goods	Robert Bosch Power Tools GmbH	4,629	4,430
	Bosch Automotive Electronics India Pvt. Ltd., India	5,241	5,307
	Bosch Automotive Diesel Systems Co., Ltd., China	708	2,112



## Notes to the Consolidated Financial Statements for the year ended March 31, 2020

Purchase of property, plant and equipment	Robert Bosch Manufacturing Solutions GmbH	162	64
	Robert Bosch Korea Limited Company	181	-
	Bosch Rexroth (India) Private Limited	1	72
	ETAS Automotive India Private Ltd.	12	38
	Bosch Automotive Diesel Systems Co., Ltd.	-	39
	Robert Bosch (France) S.A.S.	8	33
Professional, consultancy and other charges received	Robert Bosch Engineering and Business Solutions Private	2,168	1,615
	Bosch Corporation	243	63
Royalty and technical service fee	Bosch Technology Licensing Administration GmbH	1,952	2,189
Loan given	BSH Household Appliances Manufacturing Pvt Ltd	1,500	1,000
	Automobility Services and Solutions Private Limited	10	30
Loan repaid	Automobility Services and Solutions Private Limited	30	-
	Mivin Engg. Technologies Pvt. Ltd.,	-	80
Contributions made to Employees' Benefit plans	Bosch Employees' Gratuity Fund., India	40	688
	Bosch Superannuation Fund Trust., India	131	146
	Bosch Employees (Bangalore) Provident Fund Trust., India	312	312
	Bosch Workmen's (Nashik) Provident Fund Trust., India	73	80
property, plant and equipments	Bosch Chassis Systems India Private Ltd.	1	2
	Precision Seals Manufacturing Ltd.	1	1
	Robert Bosch Engineering and Business Solutions Private	-	1
	Bosch Sanayi ve Ticaret A.S.	-	2
Advance for expenses from fellow subsidiary	Robert Bosch Automotive Steering Private Limited	22	-
Advance to creditors	Robert Bosch Manufacturing Solutions GmbH	181	-

Note: The amounts disclosed above include amounts pertaining to discontinued operations.

**Note 34: Leases**

Information on leases as per Ind AS 116 on "Leases":

(a) Following are the changes in the carrying value of right of use assets for the year ended March 31, 2020:

	Right of Use Assets(Land)	Right of Use Assets(Buildings)	Total
As at March 31, 2019	-	-	-
Reclassified on account of adoption of Ind AS 116 (Refer Note 4(a))	1,613	-	1,613
Ind AS 116 Transition Impact	-	688	688
As at April 1, 2019	1,613	688	2,301
Additions/Modifications	-	250	250
Deletions/Adjustments*	(60)	-	(60)
Depreciation	(9)	(257)	(266)
As at March 31, 2020	1,544	681	2,225

The aggregate depreciation is included under depreciation and amortisation expense in the Statement of Profit and Loss.

\*Deductions/adjustments for the current year includes assets whose cost is Mio 86 INR and opening accumulated depreciation is Mio INR 26 as part of sale of packaging division [Refer Note 32]

(b) The following is the break-up of current and non-current lease liabilities as at March 31, 2020: 994). Details of assets given on operating lease as at year end are as below.

	As at March 31, 2020	
	Current	Non-Current
Lease Liabilities	218	521

## Notes to the Consolidated Financial Statements for the year ended March 31, 2020

(c) The following is the movement in the lease liabilities for the year ended March 31, 2020

	Lease Liabilities
As at March 31, 2019	-
Ind AS 116 Transition Impact	688
As at April 1, 2019	688
Additions/Modifications	249
Finance Cost	60
Lease Rentals Paid	(259)
As at March 31, 2020	738

(d) The table provides details regarding contractual liabilities of lease liabilities as at March 31, 2020 on an undiscounted basis:

Undiscounted future cash flows	As at March 31, 2020
- Not later than 1 year	264
- Later than 1 year and not later than 5 years	510
- Later than 5 years	86

The Group does not face a significant liquidity risk with regard to its lease liabilities as the current assets are sufficient to meet the obligations related to lease liabilities as and when they fall due.

(e) Rental expense recorded for short-term leases was Mio INR 179 for the year ended March 31, 2020.

(e) Operating Lease Income :

The Company has leased out certain office spaces that are renewable on a periodic basis. All leases are cancellable with 3 months notice. Rental income received during the year in respect of operating lease is Mio INR 1,130 (2018-19: Mio INR 1043). Details of assets given on operating lease as at year end are as below.

	Gross Block		Accumulated Depreciation		Written down value		Depreciation for the year	
	March 31, 2020	March 31, 2019	March 31, 2020	March 31, 2019	March 31, 2020	March 31, 2019	March 31, 2020	March 31, 2019
Land	38	38	-	-	38	38	-	-
Buildings	2,136	2,126	770	619	1,366	1,507	151	168
Plant and machinery	526	518	469	415	57	103	54	83
Furniture and fixtures	2	2	1	1	1	1	1	1
Office equipment	3	2	3	2	-	-	1	-
Total	2,705	2,686	1,243	1,037	1,462	1,649	208	252

### Note 35: Earnings Per Share

(a) Basic and diluted earning per share

	For the year ended March 31, 2020	For the year ended March 31, 2019
Profit attributable to Equity Shareholders from continuing operations	5,844	15,934
Profit attributable to Equity Shareholders from discontinued operation	650	46
Weighted average number of equity shares outstanding during the year	2,94,93,640	3,04,27,879
Nominal value of equity shares (Rs.)	10	10
Basic and Diluted earnings per share (Rs.)	198	524
Basic and Diluted earnings per Share (Rs.) from discontinued operation	22	1
Basic and Diluted earnings per Share (Rs.) from continuing operations and discontinued operation	220	525

## Notes to the Consolidated Financial Statements for the year ended March 31, 2020

## (b) Reconciliation of earnings used in calculating earnings per share

	For the year ended March 31, 2020	For the year ended March 31, 2019
Profit attributable to the equity holders of the Group used in calculating basic earnings per share:		
From continuing operations	5,844	15,934
From discontinued operation	650	46

## (c) Weighted average number of shares used as the denominator

	For the year ended March 31, 2020	For the year ended March 31, 2019
Weighted average number of equity shares used as the denominator in calculating basic and diluted earnings per share	2,94,93,640	3,04,27,879

**Note 36: Contingent liabilities**

	March 31, 2020	March 31, 2019
Claims against the Group not acknowledged as debts:		
(a) Excise/ Customs		
Net of tax	263	220
Gross	352	338
(b) Income tax [refer note (i) below]	1,050	738

(i) Relates to adjustments made by the Income Tax Department for the financial year 2011-12, 2012-13, 2013-14, 2014-15 and 2015-16 which are disputed by the Company and the matters are lying under appeal with appellate authority and uncertain tax positions relating to such adjustments by the Income Tax Department.

**Note 37:** The Group has a process whereby periodically all long term contracts (including derivative contracts) are assessed for material foreseeable losses. At the year end, the Group has reviewed and ensured that adequate provision as required under any law/ accounting standards for material foreseeable losses on such long term contracts (including derivative contracts) has been made in the books of accounts.

**Note 38:** Estimated amount of contracts remaining to be executed on capital accounts and not provided for (net of advances)

	March 31, 2020	March 31, 2019
Property, plant and equipment	2,274	2,970
Investment properties	108	291

**Note 39:** Advances include dues from directors and officers of the Group

**Note 40: Segment Information**

## (a) Description of segments and principal activities

The Group's operations predominantly relate to operating segments in the automotive business which consists of diesel systems, gasoline systems and automotive aftermarket products and services and are aggregated into reportable segment 'Automotive Products' in accordance with the aggregation criteria. Aggregation is done due to the similarities of the products and services provided to the customers, similar production processes and similarities in the regulatory environment. The Group also operates in other businesses consisting of Industrial technology, consumer goods, energy and building technology products and services which are non-automotive and do not meet the threshold criteria for reporting as separate segments threshold criteria for reporting as separate segments. Therefore, the reportable segment consists of "Automotive Products" and "Others".

## Notes to the Consolidated Financial Statements for the year ended March 31, 2020

Revenue by geographical areas is stated on the basis of origin and there are no non-current assets located outside India.

The accounting principles and policies adopted in the preparation of the consolidated financial statements are also consistently applied to record income/ expenditure and assets/ liabilities in individual segments.

The inter-segment revenue have been accounted for based on the transaction price agreed to between segments which is primarily market based.

**(b) Details of operating segment**

	Automotive Products		Others		Eliminations		Discontinued Operation		Total	
	March 31, 2020	March 31, 2019	March 31, 2019	March 31, 2019	March 31, 2020	March 31, 2019	March 31, 2019	March 31, 2019	March 31, 2020	March 31, 2019
Revenue										
Gross sale of product	75,596	99,955	13,845	16,195	-	-	665	1,667	90,106	1,17,817
Sale of services	5,600	2,035	105	552	-	-	23	54	5,728	2,641
Other operating revenue	2,156	1,077	1,114	1,036	-	-	17	7	3,287	2,120
Inter-segment revenue	-	-	279	515	(279)	(515)	-	-	-	-
Total Revenue	83,352	1,03,067	15,343	18,298	(279)	(515)	705	1,728	99,121	1,22,578
Result										
Segment result	4,934	18,100	1,463	2,197	-	-	871	70	7,268	20,367

**Revenue from external customers**

	March 31, 2020	March 31, 2019
India	89,958	1,12,428
Other countries	9,163	10,151
<b>Total</b>	<b>99,121</b>	<b>1,22,579</b>

**(c) Reconciliation of profit**

	March 31, 2020	March 31, 2019
Segment results	7,268	20,367
Less: Depreciation and amortisation	(413)	(194)
Less: Unallocated corporate expenses	(2,151)	(2,583)
Add: Other income (refer note 18)	5,466	5,953
Less: Finance costs (refer note 23)	(102)	(133)
<b>Profit before tax</b>	<b>10,068</b>	<b>23,410</b>

**(d) Details of segment assets and liabilities**

	March 31, 2020	March 31, 2019
<b>Segment assets</b>		
Automotive Products	36,714	41,894
Others	6,559	9,219
<b>Total segment assets</b>	<b>43,273</b>	<b>51,113</b>
Segment liabilities		
Automotive Products	31,472	26,623
Others	4,696	6,522
<b>Total segment liabilities</b>	<b>36,168</b>	<b>33,145</b>

## Notes to the Consolidated Financial Statements for the year ended March 31, 2020

**(e) Reconciliation of assets**

	March 31, 2020	March 31, 2019
<b>Segment assets</b>	<b>43,273</b>	<b>51,113</b>
Property, plant and equipment	2,345	1,676
Capital work-in progress	2,590	1,698
Investments	40,207	40,362
Investments accounted for using the equity method	120	91
Other non-current assets	322	374
Deferred tax assets	4,566	4,596
Cash and cash equivalents	2,552	1,910
Bank balance other than cash and cash equivalents	20,009	10,618
Loans	6,660	5,237
Other financial assets	8,897	9,007
Other current assets	663	330
Income tax assets	909	-
<b>Total assets</b>	<b>1,33,113</b>	<b>1,27,012</b>

**(f) Reconciliation of liabilities**

	March 31, 2020	March 31, 2019
<b>Segment liabilities</b>	<b>36,168</b>	<b>33,145</b>
Trade payables	1,011	49
Provisions	1,338	548
Unpaid dividend	47	45
Other current liabilities	142	141
Other financial liabilities	1,800	1,748
Current tax liabilities	-	158
<b>Total liabilities</b>	<b>40,506</b>	<b>35,834</b>

**Note 41: Accounting policy of Associate**

In case of the Associate company Newtech Filter India Private Limited, it was not practical to use uniform accounting policies for depreciation of assets:

Method of depreciation	Written Down Value of Assets of Associate company (Mio INR)	% of total Assets of Associate company with total assets of Group
Straight Line	60	0

The impact of the above differences in accounting policies is not considered material.

**Note 42: Disclosures mandated by Schedule III to Companies Act, 2013 by way of additional information.**

## Notes to the Consolidated Financial Statements for the year ended March 31, 2020

**Note 42: Disclosures mandated by Schedule III to Companies Act, 2013 by way of additional information.**

	Net assets (total assets minus total liabilities)		Share in profit or (loss)		Share in other comprehensive income		Share in total comprehensive income	
	As a % of consolidated net assets	Amount	As a % of consolidated net assets	Amount	As a % of consolidated net assets	Amount	As a % of consolidated net assets	Amount
<u>Parent</u>								
Bosch Limited	Amount							
March 31, 2020	100	92,487	100	6,498	100	(1,333)	100	5,165
March 31, 2019	100	91,086	100	15,980	100	997	100	16,977
<u>Subsidiaries</u>								
Mico Trading Private Limited								
March 31, 2020	0	1	0	0	-	-	0	0
March 31, 2019	0	1	0	0	-	-	0	0
<u>Associates</u> [Investment as per the Equity method]								
Newtech Filter India Private Limited								
March 31, 2020	0	96	0	5	0	0	0	5
March 31, 2019	0	91	0	3	-	-	0	3
<u>Joint Venture</u>								
Prebo Automotive Private Limited								
March 31, 2020	0	24	0	(8)	-	-	0	(8)
March 31, 2019	-	-	-	-	-	-	-	-

**Note 43: Offsetting financial assets and financial liabilities**

The Group provides the incentives to selected customers under the terms of the agreements, the amounts payable by the Group are offset against receivables from the customers and only the net amounts are settled. The amounts offset as at March 31, 2020 is Mio INR 728 (March 31, 2019: Mio INR 1,235) which is disclosed under note 7(b).

**Note 44: Buy-back of shares**

During the year 2018-19, pursuant to the appropriate approvals, the Company had made an offer for buy back and accordingly bought back 1,027,100 fully paid up equity shares of the Company at a price of Rs. 21,000 per share for an aggregate amount of Mio INR 21,569 and has extinguished such equity shares. The company has utilized general reserve amounting to Mio INR 21,559 for the buyback of its shares. In accordance with Section 69 of the Companies Act 2013, the Company created a capital redemption reserve amounting to INR 10 Mio, equal to the nominal value of the shares bought back, as an appropriate from the General Reserve.

**Note 45: Exceptional item**

The Company is undergoing major transformation with regard to structural and cyclical changes in automotive market and emerging opportunities in the electro mobility and mobility segment. During the year, the Company has made a provision towards various restructuring and transformational projects including asset impairment and disclosed as an exceptional item.

**Note 46: COVID-19**

Spread of COVID -19 has affected the economic activity across the Globe, including India. This impact on the business will depend upon future developments that cannot be predicted reliably at this stage. However, based on the preliminary estimates, the Company does not anticipate any major challenge in meeting its Financial obligations, on long term basis. Further, the Company does not carry any risk in the recoverability and carrying values of its assets including Property, plant and Equipment, trade receivable, inventory and investments. The Company does not anticipate any additional liability as at the Balance Sheet date. However, the Company will closely monitor any material changes to future economic conditions impacting its business.

## Notes to the Consolidated Financial Statements for the year ended March 31, 2020

**Note 47: Previous period figures**

Previous period's figures have been regrouped/ reclassified, wherever necessary, to conform to current year classification.

**Note 48: Rounding off**

Amounts mentioned as "0" in the financial statements denote amounts rounded off being less than Rupees one million.

Notes to the financial statements 1 to 48

For Deloitte Haskins & Sells LLP  
Chartered Accountants

For and on behalf of the Board

Soumitra Bhattacharya	(DIN: 02783243)	Managing Director
Jan-Oliver Röhr	(DIN: 07706011)	Joint Managing Director
S.C. Srinivasan	(DIN: 02327433)	CFO & Executive Director

S. Sundaresan  
Partner

Place: Bengaluru  
Date: May 22, 2020

Rajesh Parte  
Place: Mumbai

Company Secretary & Compliance Officer

# Report on Corporate Governance

The Board of Directors present the Company's Report on Corporate Governance pursuant to the Securities and Exchange Board of India (Listing Obligations and Disclosure Requirements) ('SEBI Listing Regulations') as amended, for the year ended March 31, 2020.

## 1. Company's philosophy on Code of Governance

The Company is committed to good Corporate Governance practices aimed at increasing value for all stakeholders. The Company, as a constituent of the Bosch Group, has always been a value-driven Company. The Company's corporate governance philosophy is based on Bosch values focusing on Future and Result Oriented, Responsibility and Sustainability, Initiative and Determination, Openness and Trust, Fairness, Reliability, Credibility, Legality and Diversity.

Bosch Values and Bosch Code of Business Conduct provide necessary framework in running the business with the highest moral standards enabling the Company to fulfil its legal, financial and ethical objectives. The Company has a well-informed and Independent Board for ensuring the same.

## 2. Board of Directors

### a) Composition of the Board and Category of Directors:

The composition of the Board of Directors of the Company is governed by the provisions of the Companies Act, 2013, ("the Act") and the Securities and Exchange Board of India (Listing Obligations and Disclosure Requirements) Regulations, 2015 (the "Listing Regulations"), as amended from time to time.

As on March 31, 2020, the Company has eleven directors including one alternate director. Out of ten directors (excluding an alternate director) seven are Non-Executive directors out of which five are Independent directors including one women director. The composition of the Board is in conformity with Regulation 17 of the Listing Regulations read with Section 149 of the Act. The Directors of the Company are persons of eminence having vast and varied experience in manufacturing, marketing, technology, finance, human resource and business administration.

Mr. V K Viswanathan resigned from the chairman and directorship of the Company as a part of succession planning with effect from August 23, 2019. The Board of directors, on recommendations of the Nomination and Remuneration Committee and subject to the approval of the shareholders, appointed Dr. Bernhard Straub as an Additional Director (Non Executive Non Independent Director) designated as Chairman of the Board with effect from August 24, 2019. Dr. Andreas Wolf, Joint Managing Director resigned from the directorship of the Company with effect from December 31, 2019. Mr. S C Srinivasan, Alternate director to Mr. Peter Tyroller resigned from Alternate directorship with effect from December 31, 2019. The Board of directors at its meeting held on November 06, 2019 has appointed Mr. Jan-Oliver Röhl as Joint Managing Director with effect from January 01, 2020. The Board has also appointed Mr. S C Srinivasan, Chief Financial Officer an Additional Director designated as an Executive Director with effect from January 01, 2020 and Mr. Sandeep Nelamangala as alternate director to Mr. Peter Tyroller designated as whole time director with effect from January 01, 2020.

The Board of directors at its meeting held on February 05, 2020, re-appointed Mr. Soumitra Bhattacharya as Managing Director for a further period of 2 years with effect from July 01, 2020 to June 30, 2022 based on recommendations of the Nomination and Remuneration Committee and subject to the approval of the shareholders.

The composition of the Board, directorship and Committee positions as on March 31, 2020 is as under:

Sl. No.	Name of the Director	Category	Directorships held*	Membership of committees@	Chairmanship of committees@
1.	Dr. Bernhard Straub	Chairman, Non-Executive & Non Independent Director	1	2	Nil
2.	Mr. Peter Tyroller	Non-Executive & Non-Independent Director	1	Nil	Nil
3.	Mr. Bernhard Steinruecke	Independent Director	4	4	Nil
4.	Mr. Bhaskar Bhat	Independent Director	6	4	Nil
5.	Ms. Hema Ravichandar	Independent Director	4	5	1
6.	Mr. S.V. Ranganath	Independent Director	4	4	2
7.	Dr. Gopichand Katragadda	Independent Director	1	1	Nil
8.	Mr. Soumitra Bhattacharya	Managing Director	1	1	Nil
9.	Mr. Jan-Oliver Röhl	Joint Managing Director	1	Nil	Nil
10.	Mr. S.C. Srinivasan	Executive Director & CFO	1	Nil	Nil
11.	Mr. Sandeep Nelamangala	Whole-time Director (Alternate Director to Mr. Peter Tyroller)	2	Nil	Nil

\*Excluding Directorship in Private Ltd, foreign companies and Section 8 companies but includes directorship in the Company.  
@ includes membership/chairmanship in Audit & Stakeholder's relation Committees only including that of the Company.



### Membership of other Boards

Sl. No.	Name of the Director	Directorships held in other Listed companies	Name of other Listed companies where he/she is a director	
			Name of the Company	Type of Directorship
1.	Dr. Bernhard Straub	-	-	-
2.	Mr. Bernhard Steinruecke	2	HDFC Ergo General Insurance Company Ltd Zodiac Clothing Company Ltd	Independent Director Independent Director
3.	Mr. Bhaskar Bhat	4	Titan Company Ltd Tata Chemicals Ltd Trent Ltd Rallis India Ltd	Non-Executive Director Non-Executive Director Non-Executive Director Non-Executive Director
4.	Ms. Hema Ravichandar	3	Marico Ltd Titan Company Ltd The Indian Hotels Company Limited	Independent Director Independent Director Independent Director
5.	Mr. S.V. Ranganath	1	Coffee Day Enterprises Ltd	Independent Director
6.	Mr. Soumitra Bhattacharya	-	-	-
7.	Dr. Gopichand Katragadda	-	-	-
8.	Mr. Peter Tyroller	-	-	-
9.	Mr. Jan-Oliver Röhr	-	-	-
10.	Mr. S.C. Srinivasan	-	-	-
11.	Mr. Sandeep N	1	ZF Steering Gear (India) Ltd	Non-Executive Director

As may be noted from the tables above, no Director is a member of more than 10 Board Committees or Chairman of more than 5 Board Committees across all public limited companies where he/she is a Director. For this purpose, membership/chairmanship in Audit Committee and Stakeholders' Relationship Committee has been considered. Further, no Independent Director serves as Independent Director in more than 7 listed companies or 3 listed companies in case he/she is a whole-time director in any listed company.

### Matrix/Table Containing Skills, Expertise and Competencies of the Board of Directors:

The table below summarizes the core skills / expertise / competencies for the directors identified by the Board of Directors in the context of business of the Company:

Definitions of directors qualifications	
Accounting & Finance	Management of the finance function of an enterprise and understanding of applicable accounting regulations, resulting in proficiency in complex financial management, capital allocation, financial reporting processes, budgeting, strategic planning including corporate restructuring or experience in actively supervising a principal financial officer, principal accounting officer, controller, public accountant, auditor or person performing similar functions.
Sales & Marketing	Experience in developing strategies to grow sales and market share, sell in buyer responsive manner, build brand awareness and equity, portfolio management, adaptation to the recent technological developments and enhance enterprise reputation.
Leadership	Extended leadership experience for a significant enterprise, resulting in a practical understanding of organizations, processes, strategic planning and risk management. Demonstrated strengths in developing talent, planning succession and driving change and long term growth
Technology	Strong technological background resulting in continuous improvement, knowledge of how to anticipate technological trends, adapt to the market developments, generate disruptive innovation and create new business models.

### Definitions of directors qualifications

Talent Management	Recruitment analysis including representation of gender, ethnic, geographic, cultural or other perspectives that expand the Board's understanding of the needs and viewpoints of our customers, partners, employees, governments and other stakeholders worldwide also comprising of tactical workforce planning, succession planning, team development and management development.
International Expertise	Experience in driving business success in markets around the worldwide requisite cross-cultural communication skills, excellent networking abilities, collaboration, interpersonal influence, adaptive thinking with an understanding of diverse business environments, economic conditions, cultures and regulatory frameworks and a broad perspective on global market opportunities.
Integrity and ethical standards	Adherence to compliance and defined procedure, Service on a public company board to develop insights about maintaining board and management accountability, protecting shareholder interests and observing appropriate governance practices.
Industry knowledge and experience	Experience in Manufacturing, Quality, Safety, Project Management and knowledge of Corporate Research and Development pertaining to automotive and allied industries.

In the table below, the specific areas of focus or expertise of individual Board members have been highlighted. However, the absence of a mark against a member's name does not necessarily mean the member does not possess the corresponding qualification or skill.

Name of the Directors	Leadership							
	Accounting and Finance	Sales and Marketing	Leadership	Technology	Talent Management	International Expertise	Integrity and ethical standards	Industry knowledge
Dr. Bernhard Straub		✓	✓		✓	✓	✓	✓
Mr. Soumitra Bhattacharya	✓	✓	✓		✓	✓	✓	✓
Mr. Jan-Oliver Röhl		✓	✓	✓		✓		✓
Mr. Peter Tyroller		✓	✓	✓	✓	✓	✓	✓
Mr. Bernhard Steinruecke	✓		✓		✓	✓	✓	
Mr. Bhaskar Bhat		✓	✓		✓	✓	✓	✓
Ms. Hema Ravichandar			✓		✓	✓	✓	✓
Mr. S.V. Ranganath	✓		✓		✓		✓	
Dr. Gopichand Katragadda			✓	✓	✓	✓	✓	✓
Mr. S C Srinivasan	✓		✓		✓	✓	✓	
Mr. Sandeep N		✓	✓	✓		✓	✓	✓

## b) Attendance at Board Meetings and Annual General Meeting:

Six Board Meetings were held during the year under review. Details of attendance of Directors at the Board Meetings and 67<sup>th</sup> Annual General Meeting are given below:-

Name of the Director	Board Meeting						67 <sup>th</sup> AGM
	2019			2020			2019
	21 <sup>st</sup> May	13 <sup>th</sup> Aug	23 <sup>rd</sup> Aug	06 <sup>th</sup> Nov	5 <sup>th</sup> Feb	16 <sup>th</sup> Mar	23 <sup>rd</sup> Aug
Mr. V.K. Viswanathan	Y	Y	Y	NA	NA	NA	Y
Mr. Peter Tyroller	Y*	Y*	Y	Y*	Y	Y%	Y
Mr. Bernhard Steinruecke	Y	Y	Y	Y	Y	Y	Y
Dr. Bernhard Straub	NA	NA	NA	Y	Y	N	NA
Dr. Gopichand Katragadda	Y	Y	Y	Y	Y	Y	Y
Mr. Bhaskar Bhat	Y	Y	Y	Y	N	Y	Y
Mr. S.V. Ranganath	Y	Y	Y	Y	Y	Y	Y
Ms. Hema Ravichandar	Y	Y	Y	Y	Y	Y	Y
Mr. Soumitra Bhattacharya	Y	Y	Y	Y	Y	Y	Y
Dr. Andreas Wolf	N	N	N	Y	NA	NA	Y
Mr. Jan-Oliver Röhr	Y	N	Y	Y	Y	Y	Y
Mr. S C Srinivasan	NA	NA	NA	NA	Y	Y	NA

\* Attended by Mr. S.C. Srinivasan, Alternate Director (up to 31<sup>st</sup> December, 2019)

% Attended by Sandeep N, (Alternate Director designated as Whole-time Director from 01<sup>st</sup> January, 2020)

c) None of the Directors are inter-se related to each other.

d) None of the Directors hold any shares in the company

e) Independent Directors:

In terms of the provisions of the Act, Independent Directors were appointed for a term of 5 years.

A letter of appointment encompassing the terms and conditions of appointment, roles, duties and liabilities have been issued to the Independent directors. The main terms of appointment can be accessed at:

[https://www.bosch.in/media/our\\_company/shareholder\\_information/2019/revisedid\\_terms\\_of\\_reference\\_2019.pdf](https://www.bosch.in/media/our_company/shareholder_information/2019/revisedid_terms_of_reference_2019.pdf)

#### Confirmation as regards to Independence of Independent Directors:

All Independent Directors have given declarations that they meet the criteria of Independence as laid down under section 149(6) of the Companies Act, 2013 and Regulation 16(1)(b) of the Listing Regulations. In the opinion of the Board, the Independent directors fulfil the conditions of independence specified in section 149(6) of the Companies Act, 2013 and Regulation 16(1)(b) of the Listing Regulations.

During FY 2019-20, the Independent Directors met separately on May 21, 2019 without the presence of Non-Independent Directors and members of the management in compliance with Regulation 25 (3) of the Listing Regulations and Schedule IV of the Act. At the said meeting, the Independent Directors, *inter-alia* considered the following:

-Reviewed the performance of Non-Independent Directors and the Board of Directors as a whole.

-Reviewed the performance of the Chairperson of the Company, taking into account the views of Executive Directors and Non-Executive Directors.

-Assessed the quality, quantity and timeliness of flow of information between the management of the listed entity and the Board of Directors that is necessary for the Board of Directors to effectively and reasonably perform their duties.

The Independent Directors expressed satisfaction on the performance of Non-Independent Directors and the Board as a whole. The Independent Directors were also satisfied with the quality, quantity and timeliness of flow of information between the Company Management and the Board.

Familiarization programmes for Independent Directors generally form a part of the Board process. The Independent Directors are updated on an on-going basis at the Board/Committee meetings, *inter-alia*, on the following:

- Nature of the industry in which the Company operates;
- Business environment and operational model of various business divisions of the Company including important developments thereon;
- Roles, rights and responsibilities of directors;
- Important changes in regulatory framework having impact on the Company;
- Discussion on the state of economy, preparedness for changes in emission norms etc.;
- Bosch Group business; and
- The manufacturing facilities of the Company at various locations.

Details of the Familiarization programme for Independent Directors can be accessed at the following link: [https://www.bosch.in/media/our\\_company/shareholder\\_information/2020/id\\_familiarization\\_programme\\_updated\\_till\\_may\\_22\\_2020.pdf](https://www.bosch.in/media/our_company/shareholder_information/2020/id_familiarization_programme_updated_till_may_22_2020.pdf)

### 3. Audit Committee

#### a) Terms of reference:

The terms of reference given by the Board of Directors pursuant to Section 177 of the Act and the Listing Regulations are briefly described below:

1. Oversight of the Company's financial reporting process and disclosure of its financial information to ensure that the financial statement are correct, sufficient and credible;
2. Recommend appointment, remuneration and terms of appointment of auditors of the Company;
3. Approval of payment to statutory auditors for any other services rendered by the statutory auditors;
4. Reviewing, with the management, the annual financial statements and auditor's report thereon before submission to the Board for approval, with particular reference to:
  - a. matters required to be included in the Director's Responsibility Statement to be included in the Board's Report in terms of clause (c) of sub-section 3 of Section 134 of the Companies Act, 2013;
  - b. changes, if any, in accounting policies and practices and reasons for the same;
  - c. major accounting entries involving estimates based on the exercise of judgment by management;
5. Reviewing with the management:
  - the quarterly financial statements before submission to the Board for approval;
  - the statement of uses / application of funds raised through an issue (public issue, rights issue, preferential issue etc.), the statement of funds utilized for purposes other than those stated in the offer document / prospectus / notice and the report submitted by the monitoring agency monitoring the utilisation of proceeds of a public or rights issue, and making appropriate recommendations to the Board to take steps in this matter;
6. Review and monitor the auditor's independence and performance, and effectiveness of audit process;
7. Approval or/and any subsequent modification of transactions of the Company with related parties;
8. Scrutiny of inter-corporate loans and investments;
9. Valuation of undertakings or assets of the Company, wherever it is necessary;
10. Evaluation of internal financial controls and risk management systems;
11. Reviewing with the management performance of statutory and internal auditors, adequacy of the internal control systems;
12. Reviewing the adequacy of internal audit function, if any, including the structure of the internal audit department, staffing and seniority of the official heading the department, reporting structure coverage and frequency of internal audit;
13. Discussion with internal auditors of any significant findings and follow up there on;
14. Reviewing the findings of any internal investigations by the internal auditors into matters where there is suspected fraud or irregularity or a failure of internal control systems of a material nature and reporting the matter to the Board;
15. Discussion with statutory auditors before the

audit commences, about the nature and scope of audit as well as post-audit discussion to ascertain any area of concern;

16. To look into the reasons for substantial defaults in the payment to the depositors, debenture holders, shareholders (in case of non-payment of declared dividends) and creditors;
  17. To review the functioning of the Whistle Blower mechanism;
  18. Approval of appointment of Chief Financial Officer after assessing the qualifications, experience and background, etc. of the candidate;
  19. Reviewing the utilization of loans and/ or advances from/investment by the holding company in the subsidiary exceeding rupees 100 crore or 10% of the asset size of the subsidiary, whichever is lower including existing loans / advances / investments existing as on April 01, 2019 and
  20. Carrying out any other function as mentioned under the Act, the Listing Regulations or decided by the Board from time to time.
- b) Composition, names of Members and Chairperson, meetings held during the year and attendance at the meetings:

During the year under review, 5 meetings of the Audit Committee were held on May 20, 2019, August 13, 2019, November 06, 2019, February 05, 2020 and March 16, 2020.

The constitution and number of meetings attended by members of the Committee are given below:

Name of the Director	Number of Meetings Attended
Mr. Ranganath, Chairperson (Independent Director)	5
Mr. V.K. Viswanathan* (Non-Executive & Non-Independent Director)	2
Mr. Bernhard Steinruecke (Independent Director)	5
Mr. Bhaskar Bhat (Independent Director)	4
Ms. Hema Ravichandar (Independent Director)	5
Dr. Bernhard Heinrich Straub** (Non-Executive & Non-Independent Director)	1

\*Member upto August 23, 2019

\*\* Inducted as Member with effect from November 06, 2019

The Company Secretary acts as secretary to the Audit Committee.

All members of the Audit Committee are financially literate and have accounting and related financial management expertise.

#### 4. Nomination and Remuneration Committee

##### a) Terms of Reference:

The terms of reference given by the Board of Directors pursuant to Section 178 of the Act and the Listing Regulations are briefly described below:

1. Formulation of criteria for determining qualifications, positive attributes and independence of a director and recommend to the Board a policy relating to the remuneration of the directors, key managerial personnel and other employees;
2. Formulation of criteria for evaluation of Independent Directors and the Board including carrying out evaluation of every director's performance;
3. Devising a policy on Board diversity;
4. Identifying persons who are qualified to become directors and who may be appointed in senior management in accordance with the criteria laid down and recommend to the Board their appointment and removal;
5. Whether to extend or continue the term of appointment of the independent director, on the basis of the report of performance evaluation of independent directors;
6. Recommend to the board, all remuneration, in whatever form, payable to senior management and
7. Such other matters as may be prescribed under the Act, Listing Regulations and/or by the Board of Directors of the Company from time to time.

##### b) Composition, names of Members and Chairperson, meetings held during the year and attendance at the meetings:

During the year under review, the Committee met 4 times on May 20, 2019, August 23, 2019, November 06, 2019 and February 05, 2020.

The constitution and number of meetings attended by members of the Committee are given below:-

Name of the Director	No. of Meetings Attended
Mr. Bernhard Steinruecke, Chairman (Independent Director)	4
Mr. V.K. Viswanathan* (Non-Executive & Non-Independent Director)	2
Dr. Gopichand Katragadda (Independent Director)	4

Name of the Director	No. of Meetings Attended
Mr. Bhaskar Bhat (Independent Director)	3
Ms. Hema Ravichandar (Independent Director)	4
Dr. Bernhard Heinrich Straub** (Non-Executive & Non-Independent Director)	1

\*Member upto August 23, 2019

\*\* Inducted as Member with effect from November 06, 2019

c) Performance Evaluation of Directors:

In line with the provisions of the Act and Listing Regulations, the Nomination and Remuneration Committee and the Board have carried out the annual performance evaluation of the Board as a whole, its Committees, the Chairman and the Directors individually.

A structured questionnaire prepared after taking into consideration inputs received from the Directors, covering various aspects of the Board's functioning was circulated to the Directors. The criteria for evaluation of Independent Directors included attendance at the meetings, Interpersonal skills, Independent judgement, knowledge, contribution to strategy, risk management, compliance framework, etc. The feedback and results of the questionnaire are collated and reviewed. Measures for improvements to the Board effectiveness and processes are identified and acted upon. The Directors expressed their satisfaction with the evaluation process.

## 5. Remuneration of Directors

a) Directors have no pecuniary relationship with the Company other than receiving remuneration as Directors.

b) Details of Remuneration:

### Whole-time Directors/Executive Directors:

The remuneration payable to the Executive Directors is in line with the Act, Listing Regulations and Nomination and Remuneration Policy for remunerating Senior Management Executives. The Company has a well-defined Policy for Remuneration of the Director, Key Managerial Personnel and other Employees. The remuneration Policy can be accessed at the following link: [https://www.bosch.in/media/our\\_company/shareholder\\_information/2015/nomination\\_and\\_remuneration\\_policy.pdf](https://www.bosch.in/media/our_company/shareholder_information/2015/nomination_and_remuneration_policy.pdf)

Remuneration of Executive Directors consists of a fixed salary and variable bonus. The Board of Directors, on the recommendation of Nomination and Remuneration Committee, determines the variable bonus from year to year based on the economic results and performance of Executive Directors. In addition, Executive Directors may receive benefits such as Company owned/leased house, services of security for the house and garden maintenance, company car and driver, telephone at home, club membership and reimbursement of joining expenses and similarly on their return, as well as other benefits extended to the Senior Management Executives, as per the Company's policy, from time to time.

Details of remuneration paid to Executive Directors during the financial year are given below:

Amount in INR

Particulars	Mr. Soumitra Bhattacharya (Managing Director)	Dr. Andreas Wolf (Joint Managing Director up to 31.12.19)	Mr. Jan-Oliver Röhl (Executive Director up to 31.12.19 Joint Managing Director from 01.01.20)	Mr. S.C. Srinivasan (Alternate Director up to 31.12.19 Executive Director from 01.01.20)	Mr. Sandeep N (Alternate Director designated as Whole-time Director from 01.01.20)
Salary	27,995,104	21,821,117	34,518,869	22,618,500	3,802,650
Bonus/ Commission	30,128,467	49,294,612	33,055,716	13,463,608	Nil
Contribution to Provident Fund & other funds	6,685,740	1,027,225	1,374,133	5,283,494	725,625
Other perquisites as per Income Tax Rules (incl. book depreciation on assets used by the Directors)	13,580,517	14,194,033	8,663,624	9,510,736	476,035
Stock Options	NA	NA	NA	NA	NA
Notice Period	12 Months*	12 Months*	12 Months*	12 Months*	12 Months*
Severance Fee	Nil	Nil	Nil	Nil	Nil
<b>Total</b>	<b>78,389,828</b>	<b>86,336,987</b>	<b>77,612,342</b>	<b>50,876,338</b>	<b>50,04,310</b>

\*unless otherwise decided by the Board

**Non Whole-time Directors:**

Remuneration to Non Whole-time Directors is paid by the way of Commission and Sitting Fee for attending the meetings of the Board / Audit Committee in addition to reimbursement of expenses incurred for attending the aforementioned meetings.

The Commission is based on the profits of the Company, for an aggregate amount not exceeding INR 30,000,000 for all Non Whole-time Directors in respect of Financial Year as per the approval granted by the members of the Company at the 66<sup>th</sup> AGM held on August 24, 2018. Within the overall limit, the Commission for each Director comprises of a fixed component and a variable component. The variable component for each Director is based on the attendance at Board Meetings, responsibilities as the Chairman of the Board, Membership / Chairmanship of various committees.

Details of Commission payable and Sitting Fees paid to Non Whole-time Directors for the Financial Year ended March 31, 2020 is given below:

Name of the Director	Amount in INR (gross)		
	Commission	Sitting Fees	Total
Mr. V. K. Viswanathan*	1,325,000	80,000	1,405,000
Mr. Bernhard Steinruecke	2,887,500	170,000	3,057,500
Dr. Gopichand Katragadda	2,775,000	120,000	2,895,000
Mr. Bhaskar Bhat	2,775,000	140,000	2,915,000
Ms. Hema Ravichandar	2,887,500	170,000	3,057,500
Mr. S.V. Ranganath	2,962,500	170,000	3,132,500
<b>Total</b>	<b>15,612,500</b>	<b>850,000</b>	<b>16,462,500</b>

\*During the year under review, Mr. Viswanathan served as Non-Executive Non-Independent Director for approximately 5 months. Therefore, the Commission paid to him has been calculated on pro-rata basis.

Note: Mr. Peter Tyroller and Dr. Struab have waived their remuneration as a Director.

The Non-Executive Directors were not granted stock options during the year under review.

**6. Stakeholders' Relationship Committee**

During the year under review, the Stakeholders' Relationship Committee met 4 times on May 20, 2019, August 13, 2019, November 06, 2019 and February 05, 2020. The constitution and number of meetings attended by members of the Committee are given below:

Name of the Director	No. of Meetings Attended
Mr. Bernhard Steinruecke (Independent Director)	4
Mr. V.K. Viswanathan* (Non-Executive & Non-Independent Director)	2

Name of the Director	No. of Meetings Attended
Dr. Gopichand Katragadda (Independent Director)	4
Ms. Hema Ravichandar, Chairperson (Independent Director)	4
Mr. Soumitra Bhattacharya (Managing Director)	4
Mr. Bhaskar Bhat (Independent Director)	3
Dr. Bernhard Straub** (Non-Executive & Non-Independent Director)	1

\* Member upto August 23, 2019

\*\* Inducted as Member with effect from November 06, 2019

Mr. Rajesh Parte, Company Secretary acted as the Compliance Officer during the period under review.

The Committee reviews grievances received from the shareholders/investors and action taken thereon. The role and terms of reference of the Committee cover the areas as contemplated under Regulation 20 read with Part D of Schedule II of the Listing Regulations and Section 178 of the Act, as applicable.

Details of shareholders' complaints received during the Financial Year 2019-20 is given below:

Number of shareholders' complaints received during the Financial Year 2019-20	4
Number of complaints solved to the satisfaction of the shareholder	4
Number of pending complaints as on March 31, 2020	0

**7. Corporate Social Responsibility Committee**

The Corporate Social Responsibility ("CSR") Committee is constituted by the Board with powers, *inter alia*, to make donations/ contributions to any Charitable and/or CSR projects or programs to be implemented directly or through an executing agency or other Not for Profit Agency, of at least two percent of the Company's average net profits during the three immediately preceding Financial Years in pursuance of the CSR Policy.

The role of this Committee also includes recommendation of the amount of expenditure to be incurred on the CSR activities as enumerated in Schedule VII of the Act and also referred to in the CSR Policy of the Company, as also to monitor the CSR Policy from time to time, etc.

The CSR Policy is placed on the Company's website [https://www.bosch.in/media/our\\_company/shareholder\\_information/2017\\_2/csrpolicy\\_final.pdf](https://www.bosch.in/media/our_company/shareholder_information/2017_2/csrpolicy_final.pdf)

During the year under review, the CSR Committee met 2 times on May 20, 2019, and November 06, 2019. The constitution and number of meetings attended by members of the Committee are given below:

Name of the Director	No. of Meetings held and attended
Mr. Bhaskar Bhat, Chairman (Independent Director)	2
Ms. Hema Ravichandar (Independent Director)	2
Mr. Soumitra Bhattacharya (Managing Director)	2
Dr. Andreas Wolf# (Joint Managing Director)	1
Mr. S V Ranganath (Independent Director)	2
Dr. Gopichand Katragadda (Independent Director)	2
Mr. Jan-Oliver Röhr#* (Joint Managing Director)	NA

#Member upto December 31, 2019

\*Member with effect from January 01, 2020.

## 8. Risk Management Committee

The Risk Management Committee comprises of Mr. Soumitra Bhattacharya – Managing Director as the Chairman, Dr. Andreas Wolf – Joint Managing Director (upto 31.12.19), Mr. Jan-Oliver Röhr# – Joint Managing Director (from 01.01.20), Mr. S C Srinivasan – Chief Financial Officer and Executive Director and Mr. Sandeep N – Alternate Director (from 01.01.20) as its Members.

The Committee is responsible for monitoring and reviewing of risk management plan of the Company and all other incidental matters from time to time as required under Regulation 21 of the Listing Regulations.

The Committee met once during the year under review on October 16, 2019.

## 9. General Body Meetings:

a) Locations and time of last 3 Annual General Meetings (AGMs) are given below:

2017	10:30 a.m., Friday, September 01, 2017 at 'Vivanta' by Taj, Bengaluru
2018	10:30 a.m., Friday, August 24, 2018 at 'Vivanta' by Taj, Bengaluru
2019	3.00 p.m., Friday August 23, 2019 at Registered Office of the Company at Hosur Road, Adugodi, Bengaluru - 560030

b) Particulars of Special Resolutions passed in the last three AGMs are given below:

01.09.17	Nil
24.08.18	Revision of payment of commission to Non-Executive Directors/ Independent Directors.

23.08.19	Appointment of Mr. Bhaskar Bhat (DIN: 00148778) as Director designated as an Independent Director for second term  Appointment of Mr. Bernhard Steinruecke (DIN: 01122939) as Director designated as an Independent Director for second term
----------	--

c) Special Resolution(s) passed through postal ballot during the year under review: Nil

d) As on the date of this report, there is no proposal for passing any special resolution by postal ballot.

## 10. Means of Communication:

The Company, from time to time and as may be required, communicates with its security-holders and investors through multiple channels of communications such as dissemination of information on the website of the Stock Exchanges, Press Releases, the Annual Reports and uploading relevant information on its website.

The Company discloses to the Stock Exchanges, all information required to be disclosed under Regulation 30 read with Part 'A' and Part 'B' of Schedule III of the Listing Regulations including material information having a bearing on the performance/operations of the Company and other price sensitive information.

The financial results for the quarter / half-year / year will be published as under (tentative):

Quarter / half-year / year ending	In the month of
quarter ending June 30, 2020	August, 2020
quarter / half-year ending September 30, 2020	November, 2020
quarter / nine months ending December 31, 2020	February, 2021
Year ending March 31, 2021	May, 2021

Quarterly/half-yearly/annual results, notices and information relating to General Meetings, etc. are published in leading newspapers (viz., Business Standard in English - All Editions and Kannada Prabha in Kannada – Bengaluru Edition) and are notified to the Stock Exchanges as required under the Listing Regulations.

The quarterly / half yearly / annual financial results and other communication including official news release to shareholders and Stock Exchanges, *inter-alia*, presentations to institutional investors & analysts, press releases, etc., are made available on the Company's website [www.bosch.in](http://www.bosch.in) under 'Shareholder Information' section.

## 11. General Shareholder Information:

a) Annual General Meeting – date, time, venue:

Date : 27.08.2020 Time :3.00 pm

The Company is conducting meeting through VC / OAVM pursuant to the MCA Circular dated May 5, 2020. The Registered office of the Company will be deemed venue of the Annual General Meeting (AGM).



## b) Financial year:

The financial year covers the period from April 01, 2019 to March 31, 2020.

## c) Dividend Payment:

The dividend for the year ended March 31, 2020, if approved at the forthcoming AGM, will be paid on or after September 3, 2020. Dividend warrants in respect of shares held in electronic/dematerialized form will be posted to the beneficial owners to their address as per the information furnished by NSDL and CDSL as on the record date.

Particulars of dividend declared in the previous years are given below:

Year	Dividend per share (₹)	Year	Dividend per share (₹)
2009	30.00	2014-15 (15 months)	85.00
2010	40.00	2015-16	85.00
2011 (special)	85.00	2016-17 (interim)	75.00
2011 (final)	50.00	2016-17 (final)	90.00
2012	60.00	2017-18 (final)	100.00
2013	55.00	2018-19 (final)	105.00

**Payment of Dividend through National Automated Clearing House (NACH):**

The Company provides the facility for direct credit of the dividend to the Members' Bank Accounts. SEBI Regulations also mandate companies to credit the dividend to the Members electronically. Members are therefore urged to avail this facility to ensure safe and speedy credit of their dividend into their bank accounts through the banks' "Automated Clearing House" mode. This ensures direct and immediate credit with no chance of loss of warrant in transit or its fraudulent encashment. However, where it is not possible to use electronic mode for payment, 'payable at par' warrant(s) or demand draft(s) would be issued. The Company will print the bank account details of the member(s) on such payment instruments and in cases where the bank details of members are not available, the address of the members will be printed on such payment instructions.

Pursuant to the Listing Regulations, the Company is required to maintain bank details of its members for the purpose of payment of dividends etc. Members holding shares in electronic form are requested to approach their Depository Participants (DP) for updating their bank details. Members holding shares in physical form, who wish to avail NACH facility, are requested to give the NACH mandate in the prescribed form. The form can be obtained from the Company's website [www.bosch.in](http://www.bosch.in) under the 'Shareholder Information' section.

**Particulars of Dividend remaining unclaimed:**

In terms of Section 124(5) of the Companies Act, 2013, amounts transferred to the Unpaid Dividend Account of the Company, which remain unpaid or unclaimed for a period of seven years from the date of such transfer,

shall be transferred by the Company to the Investor Education and Protection Fund (IEPF) established by the Central Government along with the underlying shares.

Brief particulars of dividend amount remaining unclaimed are given below:

Year to which the dividend pertains	Declared at the AGM/ (Board Meeting) held on	Date of Transfer to Unpaid Dividend Account	Balance in the Unpaid Dividend Account as on 31.03.2020 (₹)	Due date for transfer to the Fund*
2012 (final)	05.06.13	09.07.13	4,035,480	08.07.20
2013 (final)	05.06.14	09.07.14	4,121,865	08.07.21
2014-15 (final)	28.08.15	01.10.15	6,123,060	30.09.22
2015-16 (final)	01.09.16	03.10.16	6,742,200	02.10.23
2016-17 (interim)	10.02.17	14.03.17	6,063,375	13.03.24
2016-17 (final)	01.09.17	05.10.17	7,234,830	04.10.24
2017-18 (final)	24.08.18	28.09.18	6,268,500	27.09.25
2018-19 (final)	23.08.19	27.09.19	6,033,090	26.09.26

\*In terms of Section 124(5) of Companies Act, 2013

Investors are requested to send their claim at least 15 days prior to due date for transfer to IEPF for ensuring payment of their dividend.

Details of the unclaimed dividend pertaining to the years 2012 to 2017-18 (final) as on March 31, 2019 was hosted on the Company's website [www.bosch.in](http://www.bosch.in) under the section 'Shareholder Information'.

Members can claim the unpaid dividend from the Company before it is transferred to IEPF. As per Investor Education and Protection Fund Authority (Accounting, Audit, Transfer and Refund) Rules, 2016, as amended (IEPF Rules), the transferred dividend can be claimed by the concerned member by making an application in Form IEPF-5 along with necessary documents from IEPF Authority. The members/claimants can file only one consolidated claim in a financial year as per the IEPF Rules. The detailed procedure is provided on the website of the Company – [www.bosch.in](http://www.bosch.in)

d) Transfer of underlying shares into IEPF in cases where unclaimed dividends have been transferred to IEPF:

In terms of Section 124(6) of the Companies Act 2013 read with IEPF Rules, the Company is required to transfer the shares in respect of which dividends have remained unclaimed/unpaid for a period of seven consecutive years to the IEPF Account established by the Central Government.

A public notice was published on 06.04.2019 in Business Standard – All Editions and Kannada Prabha – Bengaluru Edition informing the members regarding the provision for transfer of shares to IEPF.

Additionally, individual communication to the shareholders whose shares are liable to be transferred to IEPF Account pursuant to the said Rules, requesting them to take immediate action in the matter has been sent. The Company transferred 2,276 shares to IEPF during the year. The details of these shares are available on the Company's website [www.bosch.in](http://www.bosch.in). Further, shares in respect of which dividend will remain unclaimed progressively for seven consecutive years, will be reviewed for transfer to the IEPF as required by law. The Company will transfer the said shares, after sending an intimation of the proposed transfer in advance to the concerned shareholders, as well as, publish a public notice in this regard.

e) Listing of shares and stock code:

The Company's equity shares are listed at the following Stock Exchanges and Listing Fees for the financial year 2020-21 has been paid to the Stock Exchanges.

Name and address of the Stock Exchange	Stock Code
BSE Limited PhirozeJeejeebhoy Towers, Dalal Street, Fort, Mumbai 400 001.	500530
National Stock Exchange of India Limited Exchange Plaza, 5 <sup>th</sup> Floor, Bandra-Kurla Complex, Bandra, Mumbai 400 051.	BOSCHLTD

The International Securities Identification Number (ISIN) for the Company's Shares is INE 323A01026.

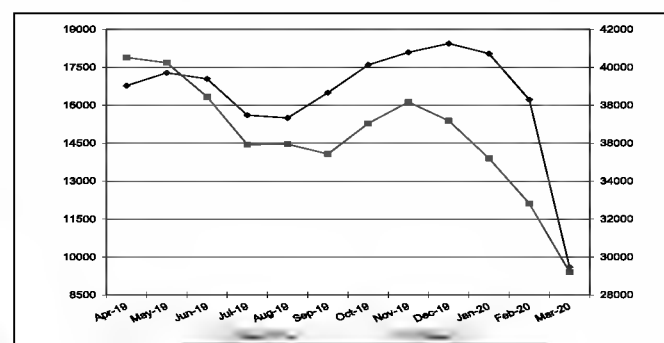
f) Market Price data – high, low during each month in the last financial year (i.e. year under review):

**Price and Volume of Shares Traded**

Month / Year	BSE Limited			National Stock Exchange of India Limited		
	High (₹)	Low (₹)	Volume (Nos.)	High (₹)	Low (₹)	Volume (Nos.)
Apr 2019	18,350	17,750	23,476	18,445	17,730	233,414
May 2019	18,090	16,686	28,963	18,099	16,630	421,425
Jun 2019	17,845	16,067	18,308	17,877	16,059	202,173
Jul 2019	16,978	14,234	18,722	16,989	14,029	246,954
Aug 2019	14,863	12,699	25,675	14,980	12,700	431,448
Sep 2019	15,450	13,340	16,027	15,029	13,350	376,272
Oct 2019	15,900	12,766	19,963	15,843	12,736	367,203
Nov 2019	17,137	14,601	36,097	17,260	14,591	590,892
Dec 2019	16,538	14,839	16,821	16,553	14,805	358,401
Jan 2020	15,546	13,830	13,525	15,550	13,840	349,530

Month / Year	BSE Limited			National Stock Exchange of India Limited		
	High (₹)	Low (₹)	Volume (Nos.)	High (₹)	Low (₹)	Volume (Nos.)
Feb 2020	16,000	12,003	15,937	14,950	12,010	376,915
Mar 2020	13,707	7,874	45,313	13,690	7,850	668,169

g) Performance in comparison to broad based indices viz. BSE Sensex:



h) Details of securities suspended: Not applicable.

i) Registrar and Share Transfer Agents (RTA):  
Integrated Registry Management Services Private Limited  
No.30, Ramana Residency,  
4<sup>th</sup> Cross, Sampige Road,  
Malleswaram, Bengaluru – 560 003  
Tel: (080) 23460815 to 818  
E-mail: [giri@integratedindia.in](mailto:giri@integratedindia.in)

j) Share Transfers System:

The Company's shares being in the compulsory demat list, are transferable through the depository system. However, shares held in physical form are processed by the Registrar & Share Transfer Agent in co-ordination with the Company and the share certificates are returned within fifteen days from the date of receipt for transfer by the Company provided that the transfer documents are complete in all respects. As per SEBI norms, with effect from April 1, 2019 only transmission or transposition requests for transfer of securities shall be processed in physical form. All other transfers shall be processed in dematerialised form only. The company has sent reminders to shareholders holding shares in physical form to dematerialise their shares promptly to avoid inconvenience. The procedure for dematerialisation has been published on the Company's website.

k) Nomination facility:

Pursuant to the provisions of Section 72 of the Companies Act, 2013, and Rule 19(1) of the Companies (Share Capital and Debentures) Rules,

2014, Members may file Nomination in respect of their shareholdings. Members holding shares in Physical Form willing to avail this facility may submit to the Company the prescribed Form SH-13 and any change or variation in the nomination in prescribed Form SH-14. Form SH-13 and SH-14 can be downloaded from the Company's website [www.bosch.in](http://www.bosch.in) under the section 'Shareholder Information'. Members holding shares in electronic form are requested to give the nomination to their respective Depository Participants.

l) Requirement of PAN:

Members who hold shares in the physical form are advised that in terms of the Listing Regulations, for transfer, transmission of shares, issue of duplicate share certificates, etc., a copy of the PAN card along with other necessary documents shall be submitted to the Company/RTA.

Member's attention is invited to SEBI's circular no. SEBI/HO/MIRSD/0081/CIR/P/2018/73 dated April 20, 2018 pursuant to which the Company has written to shareholders holding shares in physical form requesting them to furnish details regarding their PAN and also their bank details for payment of dividend through electronic mode. Those shareholders who are yet to respond to the Company's request in this regard are once again requested to take action in the matter at the earliest.

m) Subdivision of shares:

The Company had subdivided the face value of its equity shares from INR 100 to INR 10 in 2004. The old shares having face value of INR 100 are no longer tradable on the stock exchanges. Members holding share certificates of the face value of INR 100 are requested to send the certificates to the Company / RTA for exchange with shares of the face value of INR 10 each.

n) Rights of Members:

The following are some of the important rights of the members:

1. Receive notices of General Meetings, Annual Report, etc.
2. Attend and vote at the General Meetings and appoint proxy in their stead.
3. Request an Extraordinary General Meeting along with other members who collectively hold not less than 1/10<sup>th</sup> of the total paid up share capital of the Company carrying voting rights.
4. Receive dividends and other corporate benefits like rights, bonus shares etc., when declared / announced.
5. Transfer the shares.
6. Inspect minute books of General Meetings.

7. Inspect Register of Members.

8. Nominate a person to whom his/her shares shall vest in the event of death.

9. Seek relief in case of oppression and mismanagement in the manner given under the Companies Act, 2013.

10. Seek relief in case the affairs of the company are managed in a manner prejudicial to the interest of the company or its members by virtue of a Class Action Suit under Section 245 of the Act.

o) Date of Book Closure:

The Company's Register of Members and the Share Transfer Books will remain closed from August 05, 2020 to August 27, 2020 (both days inclusive) for the purpose of payment of dividend and Annual General Meeting.

p) Dematerialisation of shares and liquidity:

99.63% of the paid-up share capital had been dematerialised, as at 31st March, 2020.

Members still holding physical share certificates are requested to dematerialize their shares by approaching any of the Depository Participants registered with the Securities and Exchange Board of India (SEBI).

q) Outstanding Global Depository Receipts (GDRs) or American Depository Receipts (ADRs) or warrants or any convertible instruments, conversion date and likely impact on equity: None.

r) Shareholding Pattern (as on March 31, 2020)

Category	No. of Members	No. of Shares held	% to the Capital
<b>Promoter and Promoter Group</b>			
Robert Bosch GmbH	1	19,984,324	67.76
Robert Bosch Engineering Business Solutions Pvt. Ltd	1	820,900	02.78
<b>Total (A)</b>	<b>2</b>	<b>20,805,224</b>	<b>70.54</b>
<b>Public &amp; Others</b>			
Mutual Funds	68	433,824	1.47
Alternate Investment Funds	9	17,255	0.06
Foreign Portfolio Investors	398	2,217,708	7.52
Financial Institutions/ Banks	13	37,256	0.13
Insurance Companies	19	3,377,387	11.45
NBFCs	2	46	0
Bodies Corporate	1,160	271,312	0.92
Clearing Member	197	12,347	0.04
Foreign Nationals	3	145	0
Trust	29	26,937	0.09
IEPF	1	31,267	0.11
Individuals	71,883	2,262,932	7.67
<b>Total (B)</b>	<b>73,782</b>	<b>8,688,416</b>	<b>29.46</b>
<b>Total (A+B)</b>	<b>73,784</b>	<b>29,493,640</b>	<b>100.00</b>

## s) Distribution of Shareholding (as on March 31, 2020)

No. of Shares held	Members		Shares	
	No.	%	No.	%
1-500	72,836	98.71	1,280,977	4.34
501-1000	435	0.58	309,873	1.05
1001-2000	233	0.32	316,854	1.07
2001-3000	74	0.10	182,152	0.62
3001-4000	31	0.04	107,106	0.36
4001-5000	26	0.04	113,209	0.38
5001-10000	64	0.09	448,407	1.52
>10000	85	0.12	26,735,062	90.65
<b>Total</b>	<b>73,784</b>	<b>100.00</b>	<b>29,493,640</b>	<b>100.00</b>

## t) Commodity price risk and hedging activities:

The Company has a significant usage of commodities like steel, aluminium and copper exposing it to the price risk arising out of market fluctuations.

For steel, a long-term contract has been entered into ranging from single to multiyear considering the purchase volumes. Annual negotiations are carried out. In case of copper and aluminum, prices are negotiated quarterly based on LME basis as well as worldwide market competitive offers from India, China and Asian suppliers.

## u) Foreign Exchange risk and hedging activities:

The Company is exposed to foreign exchange risk on account of import of various raw materials used in its production and technology products imported and sold, and other export transactions. To reduce this risk in the long-term the Company constantly evaluates its business plan and opportunities for localization. Hedging is also used as a tool to manage foreign exchange risk.

## v) Plant Locations:

- Bidadi**-No. 42, II-phase, Sector-2, KIADB Industrial Area, Shanumangala, Bidadi Hobli, Ramanagar District – 562 109
- Nashik**-Post Box No. 6475, MIDC Estate Satpur, Trimbak Road, Nashik - 422 007
- Jaipur**-SP-663 RIICO, Industrial Area, Sitapura, Jaipur - 302 022
- Naganathapura**-Post Box No. 6887, Electronic City P.O. Bengaluru - 560 100
- Gangaikondan**-P.No. B8, SIPCOT Industrial Centre, Tirunelveli Taluk, Gangaikondan, Tamil Nadu-627352
- Chennai**-Indospace SKCL, Oragadam, Wallajabad Road, Sriperumbudur Taluk, Kancheepuram-631604

## w) Investor Service Centre:

Secretarial Department (Dept: BCS)  
Bosch Limited  
Hosur Road, Adugodi, Bengaluru – 560 030  
Tel: (080) 6752 2393 (Extn: 2315/1750);  
Monday to Friday: 9:30 a.m. to 5:00 p.m.  
(except public holidays)

Designated e-mail ID for redressal of investor complaints: [investor@in.bosch.com](mailto:investor@in.bosch.com)

**Compliance Officer** : Mr. Rajesh Parte

Shareholders may also contact the Registrar & Share Transfer Agent of the Company for matters relating to transfer/dematerialization of shares, payment of dividend or any other query relating to Equity Shares of your Company for matters relating to transfer/dematerialisation of shares, payment of dividend and any other query relating to Equity Shares of your Company.

**12. Other Disclosures**

## a) Related Party Transactions:

During the year under review, there were no materially significant related party transactions that had or may have conflict with the interest of the Company at large. The Company has a policy for Related Party Transactions, which can be accessed at the following link: [https://www.bosch.in/media/our\\_company/shareholder\\_information/2020/related\\_party\\_transaction\\_policy.pdf](https://www.bosch.in/media/our_company/shareholder_information/2020/related_party_transaction_policy.pdf)

All Transactions entered into by the Company during the year with related parties were in the ordinary course of business and on arm's length pricing basis. In line with the amended SEBI Listing Regulations Related Party Transaction policy is amended suitably with effect from 01.04.2019.

## b) Penalties &amp; Strictures:

No penalties or strictures have been imposed on the Company by the Stock Exchanges or Securities and Exchange Board of India (SEBI) or any other authority on any matter relating to capital market during the last three years.

## c) Vigil Mechanism and Whistle Blower Policy:

The Company has a Whistle Blower Policy which provides a vigil mechanism for dealing with instances of fraud and mismanagement.

The said policy can be accessed at: [https://www.bosch.in/media/our\\_company/shareholder\\_information/2018/whistle\\_blower\\_policy-3.pdf](https://www.bosch.in/media/our_company/shareholder_information/2018/whistle_blower_policy-3.pdf)

The Whistle Blower Policy of the Company, *inter-alia*, provides access to the Chairman of the Audit Committee, protection against victimization, affords protection to the directors, employees and associates of Company in the matter of disclosure of any alleged wrongful conduct concerning the affairs of the Company made in good faith and details the procedure for making such protected disclosure.

During the period under review, no person was denied access to the Audit Committee.

## d) The Company has complied with all the Mandatory requirements of SEBI (Listing Obligations and Disclosure Requirements) Regulations, 2015

- e) Details of utilization of funds raised through preferential allotment or qualified institutions placement as specified under Regulation 32(7A).

There was no Preferential Allotment or Qualified Institutions Placement as specified under Regulation 32(7A).

- f) Certificate from Mr. Pramod S M, Partner BMP & Co. LLP, Practicing Company Secretaries is attached (which forms integral part of this report) confirming that none of the directors on the Board of the Company have been debarred or disqualified from being appointed or continuing as directors of companies by the Board/Ministry of Corporate Affairs or any such statutory authority.
- g) There was no such instance during FY 2019-20 when the Board had not accepted any recommendation of any Committee of the Board.
- h) Total fees for all services paid by the listed entity and its subsidiaries, on a consolidated basis, to the statutory auditor and all entities in the network firm/network entity of which the statutory auditor is a part, is given below:

Amount in INR	
Payment to Statutory Auditors FY 2019-20	
Statutory Audit	8,050,000
Other Services including reimbursement of expenses	2,350,000
<b>Total</b>	<b>10,400,000</b>

- i) Disclosures in relation to the Sexual Harassment of Women at Workplace (Prevention, Prohibition and Redressal) Act, 2013:

Number of complaints filed during the financial year	02
Number of complaints disposed of during the financial year	02
Number complaints pending as on end of the financial year	Nil

- j) Non-compliance of any requirement of corporate governance report of sub-para (2) to (10) of Schedule V(c) of the Listing Regulations: Nil
- k) The Company has also complied with the following discretionary requirements specified in Part E of Schedule II in terms of Regulations 27(1)
- Separate posts of Chairman and CEO: The position of the Chairman and the CEO are separate.
  - Statutory Auditors of the Company have issued an Audit Report with unmodified opinion on Annual Audited Financial Results of the Company for the financial year ended on 31<sup>st</sup> March 2020.
  - Internal auditors periodically apprise the Audit Committee on findings/observation of Internal Audit and actions taken thereon.
  - In addition to the statutory requirements, the Audit Committee have a separate discussion /

meeting with the Statutory Auditor and Internal Auditors on matters concerning the Audit without the presence of Executive Management of the Company. Measures for improvements are discussed with the Executive Management.

- l) The Company has duly complied with the requirements specified in Regulations 17 to 27 and Clauses (b) to (i) of sub-regulation (2) of Regulation 46 of the Listing Regulations.
- m) The Company has followed the relevant Accounting Standards notified by the Companies (Indian Accounting Standards) Rules, 2015 while preparing Financial Statements.
- n) Disclosure of commodity price risks and commodity hedging activities:

The Company has adequate risk assessment and minimization system in place including for commodities. The Company does not have material exposure of any commodity. The Company has adequate risk assessment and minimization system in place including for Commodities.

The Exposure of the Company to various commodities is given in the below:

Commodity Name	Exposure in Million INR towards that particular commodity	Exposure in Quantity in Metric tons towards the particular commodity	% of Exposure hedged through commodity derivatives		Total
			Domestic Market OTC & Exchange	International Market OTC & Exchange	
Alloy Steel	1,600	16,000	Nil	Nil	Nil
Aluminium	800	4,500	Nil	Nil	Nil
Copper	70	150	Nil	Nil	Nil

### 13. Subsidiary Company

The Company does not have any material non-listed subsidiary.

Pursuant to the explanation under Regulation 16(1) (c) of the Listing Regulations, the Company has made a policy for determining 'material' subsidiary and is available at [https://www.bosch.in/media/our\\_company/shareholder\\_information/2015/policy\\_on\\_material\\_subsidary1new.pdf](https://www.bosch.in/media/our_company/shareholder_information/2015/policy_on_material_subsidary1new.pdf)

### 14. Code of Conduct

The Code of Conduct for Board Members and Senior Management can be accessed at the following link: [https://www.bosch.in/media/our\\_company/shareholder\\_information/2018/code\\_of\\_conduct\\_1072294.pdf](https://www.bosch.in/media/our_company/shareholder_information/2018/code_of_conduct_1072294.pdf)

The Certificate by the Managing Director of the Company regarding compliance with the Code of Conduct for Directors and Senior Management is given below:

This is to confirm that:

The Company has obtained from the Directors and Senior Management personnels affirmation that they have complied with the Code of Conduct for Directors and Senior Management of the Company for and in respect of the financial year ended March 31, 2020.

Soumitra Bhattacharya  
Managing Director

Place: Bengaluru  
Date: May 22, 2020

#### 15.CEO/CFO Certificate

A certificate from the Managing Director and the Chief Financial Officer dated May 22, 2020 on the financial statements of the Company for the financial year ended March 31, 2020, pursuant to Regulation 17(8) of the Listing Regulations read with Part B of Schedule II thereof, was placed before the Board at its meeting held on May 22, 2020.

#### 16.Prohibition of Insider Trading and Code of Conduct for Directors, etc.

The Company has adopted a “Code of Conduct to regulate, monitor and report trading by Employees and other Connected Persons” and “Code of Fair Disclosure” pursuant to the Securities and Exchange Board of India (Prohibition of Insider Trading) Regulations, 2015.

The above code prohibits dealing in shares of the Company during the period when trading window is closed. The closure of trading window is also intimated to the Stock Exchanges. In line with the amendments introduced by SEBI, code is amended suitably to align it with the amendments.

#### 17.Reconciliation of Share Capital

During the year under review, an audit was carried at the end of every quarter by a qualified Company Secretary for reconciling the total admitted capital with National Securities Depository Limited (NSDL) and Central Depository Services (India) Limited (CDSL) and the total issued and listed capital. The audit confirms that the total issued/paid up capital is in agreement with the total number of shares held in physical form and the total number of dematerialized shares held with NSDL and CDSL. The report for every quarter upon reconciliation of capital was submitted to the Stock Exchanges and was also placed before the Board of Directors at their meetings.

#### 18.Disclosures with respect to DEMAT Suspense Account/Unclaimed Suspense Account

Not Applicable.

#### 19.SEBI Complaints Redress System (SCORES)

SEBI has provided an online platform wherein shareholders can lodge their grievances. This facility is known as SEBI Complaints Redress System (SCORES) which can be accessed at <https://scores.gov.in>.

This facility enables the shareholders to raise their grievances online and view its status. Your Company is registered with SEBI SCORES. For further details regarding this facility, the shareholders may refer to the above website.

# Corporate Governance Compliance Certificate

To,

Members of Bosch Limited

We have examined the compliance of conditions of Corporate Governance by Bosch Limited ("the Company"), for the purpose of certifying of the Corporate Governance under Regulation 17 to 27, clauses (b) to (i) of Regulation 46(2) and paragraphs C, D and E of Schedule V of the SEBI (Listing Obligations and Disclosure Requirements) Regulations, 2015 from the period April 01, 2019 to March 31, 2020. We have obtained all the information and explanations which to the best of our knowledge and belief were necessary for the purposes of certification.

The compliance of conditions of Corporate Governance is the responsibility of the management. Our examination was limited to procedures and implementation thereof, adopted by the Company for ensuring the compliance with the conditions of Corporate Governance. It is neither an audit nor an expression of opinion on the financial statements of the Company.

In our opinion and to the best of our information and according to the explanations given to us, we certify that the Company has complied with the conditions of Corporate Governance as stipulated in Regulations 17 to 27, clauses (b) to (i) of sub-regulation (2) of Regulation 46 and paragraphs C, D and E of Schedule V of the Listing Regulations, as applicable of the SEBI (Listing Obligations and Disclosure Requirements) Regulations, 2015.

We further state that such compliance is neither an assurance as to the future viability of the Company nor of the efficiency or effectiveness with which the management has conducted the affairs of the Company.

**For BMP & Co. LLP**  
Company Secretaries

Date: May 22, 2020

Place: Bengaluru

UDIN: F007834B000268391

**Pramod SM**

Partner

FCS 7834 / CP No. 13784

## CERTIFICATE OF NON-DISQUALIFICATION OF DIRECTORS

(pursuant to Regulation 34(3) and Schedule V Para C clause (10)(i) of the SEBI (Listing Obligations and Disclosure Requirements) Regulations, 2015)

To,

The Members of Bosch Limited

We have examined the relevant registers, records, forms, returns and disclosures received from the Directors of Bosch Limited having CIN L85110KA1951PLC000761 and having registered office at Hosur Road, Adugodi, Bangalore 560030 (hereinafter referred to as 'the Company'), produced before us by the Company for the purpose of issuing this Certificate, in accordance with Regulation 34(3) read with Schedule V Para-C Sub clause 10(i) of the Securities Exchange Board of India (Listing Obligations and Disclosure Requirements) Regulations, 2015.

In our opinion and to the best of our information and according to the verifications (including Directors Identification Number (DIN) status at the portal [www.mca.gov.in](http://www.mca.gov.in)) as considered necessary and explanations furnished to us by the Company & its officers, we hereby certify that none of the Directors on the Board of the Company as stated below for the Financial Year ending on 31<sup>st</sup> March 2020 have been debarred or disqualified from being appointed or continuing as Directors of companies by the Securities and Exchange Board of India, Ministry of Corporate Affairs, or any such other Statutory Authority.

Sl. No.	Name of the Director	DIN	Designation
1.	Dr. Bernhard Heinrich Straub	06654241	Non-Executive - Non Independent Director, Chairperson
2.	Mr. Peter Alexander Tyroller	06600928	Non-Executive - Non Independent Director
3.	Mr. Bernhard Steinruecke	01122939	Non-Executive - Independent Director
4.	Mr. Bhaskar Bhat	00148778	Non-Executive - Independent Director
5.	Ms. Hema Ravichandar	00032929	Non-Executive - Independent Director
6.	Mr. Sakalespur Visweswaraiya Ranganath	00323799	Non-Executive - Independent Director
7.	Mr. Gopichand Katragadda	02475721	Non-Executive - Independent Director
8.	Mr. Soumitra Bhattacharya	02783243	Executive Director, Managing Director
9.	Mr. Jan Oliver Röhl	07706011	Executive Director, Joint Managing Director
10.	Mr. Srinivasan Chakrapani Shakotai	02327433	Whole-time Director, CFO
11.	Mr. Sandeep Nelamangala	08264554	Alternate Director

*Ensuring the eligibility of for the appointment / continuity of every Director on the Board is the responsibility of the management of the Company. Our responsibility is to express an opinion on these based on our verification. This certificate is neither an assurance as to the future viability of the Company nor of the efficiency or effectiveness with which the management has conducted the affairs of the Company.*

**For BMP & Co. LLP**  
Company Secretaries

Date: May 22, 2020

Place: Bengaluru

UDIN No: F007834B000268325

**Pramod SM**

Partner

FCS 7834 / CP No. 13784

# Business Responsibility Report

## Section A: General Information about the Company

- 1. Corporate Identity Number (CIN):**  
L85110KA1951PLC000761
- 2. Name of the Company:** Bosch Limited
- 3. Registered office address:**  
Hosur Road, Adugodi, Bengaluru - 560 030
- 4. Website:** [www.bosch.in](http://www.bosch.in)
- 5. E-mail ID:** [investor@in.bosch.com](mailto:investor@in.bosch.com)
- 6. Financial Year reported:**  
April 01, 2019 to March 31, 2020
- 7. Sector(s) that the Company is engaged in (industrial activity code-wise):**  
Automotive Components and Accessories  
NIC Code: 29104
- 8. List three key products/services that the Company manufactures/provides (as in balance sheet):**
  - i) Fuel Injection Equipment & Components
  - ii) Power Tools
  - iii) Building Technology (Security Technology) Products
- 9. Total number of locations where business activity is under taken by the Company (as on the date of this report):**
  - i) International Location: Nil
  - ii) National Locations: 6 plants and 27 Offices at different locations across India.
- 10. Markets served by the Company:** Local/State/ National/International.

## Section B: Financial Details of the Company

[Mio INR]

Sl. No.	Particulars	Details
1.	Paid up Capital	295
2.	Total Turnover	89,441
3.	Total profit after taxes	5,848
4.	Total spending on Corporate Social Responsibility (CSR) as percentage of profit after tax (%)	6.32
5.	List of activities in which expenditure in 4 above has been incurred:-	Please refer Annual Report on CSR Activities

## Section C: Other Details

1. Does the Company have any Subsidiary Company/ Companies?  
Yes, the Company has one subsidiary viz., MICO Trading Private Limited.
2. Does the Subsidiary Company/Companies participate in the BR Initiatives of the Parent Company? If yes, then indicate the number of such subsidiary company(s).  
The said subsidiary has not commenced operations. Hence, there is no participation by the said subsidiary in business responsibility initiatives of the Company.
3. Do any other entity/entities (e.g. suppliers, distributors, etc.) that the Company does business with, participate in the BR initiatives of the Company? If yes, then indicate the percentage of such entity/entities? [Less than 30%, 30-60%, More than 60%]  
No. However, the Company encourages its suppliers, dealers and other stakeholders to support various initiatives of the Company's business responsibility.

## Section D: BR Information

### 1. Details of the Director/Directors responsible for implementation of the BR:

Director Identification : 02783243  
 Number (DIN)  
 Name : Mr. Soumitra Bhattacharya  
 Designation : Managing Director

### Details of the BR head:

Sl. No.	Particulars	Details
1.	DIN (if applicable)	02783243
2.	Name	Mr. Soumitra Bhattacharya
3.	Designation	Managing Director
4.	Telephone number	(080) 6752 2216
5.	e-mail id	<a href="mailto:Soumitra.bhattacharya@in.bosch.com">Soumitra.bhattacharya@in.bosch.com</a>



**2. Principle-wise (as per NVGs) BR Policy/policies (Reply in Y/N):**

The National Voluntary Guidelines on Social, Environmental and Economic Responsibilities of Business (NVGs) released by the Ministry of Corporate Affairs has adopted nine areas of Business Responsibility.

These are briefly as under:

- P1 Businesses should conduct and govern themselves with Ethics, Transparency and Accountability.  
 P2 Businesses should provide goods and services that are safe and contribute to sustainability throughout their life cycle.  
 P3 Businesses should promote the well-being of all employees.  
 P4 Businesses should respect the interests of, and be responsive towards all stakeholders, especially those who are disadvantaged, vulnerable and marginalized.  
 P5 Businesses should respect and promote human rights.  
 P6 Businesses should respect, protect and make efforts to restore the environment.  
 P7 Businesses, when engaged in influencing public and regulatory policy, should do so in a responsible manner.  
 P8 Businesses should support inclusive growth and equitable development.  
 P9 Businesses should engage with and provide value to their customers and consumers in a responsible manner.

Sl. No.	Questions	Business Ethics	Product Responsibility	Well-being of Employees	Stakeholder Engagement	Human Rights	Environment	Public Policy	CSR	Customer Relations
		P1	P2	P3	P4	P5	P6	P7	P8	P9
1.	Do you have a policy / policies for ...	Y*	Y	Y	Y*	Y*	Y	N	Y	Y*
2.	Has the policy being formulated in consultation with the relevant stakeholders?	-	-	Y	-	-	Y	-	-	-
3.	Does the policy conform to any national/international standards? If yes, specify?	-	-	-	-	-	Y (ISO14001 and OHSAS18001)	-	-	-
4.	Has the policy being approved by the Board? If yes, has it been signed by MD/Owner/CEO/appropriate Board Director?	-	-	-	-	-	-	-	Y	-
5.	Does the company have a specified committee of the Board/ Director/ Official to oversee the implementation of the policy?	Y	-	Y	-	-	-	-	Y	-
6.	Indicate the link for the policy to be viewed online?	-	-	-	-	-	-	-	Y**	-
7.	Has the policy been formally communicated to all relevant internal and external stakeholders?	Y (Internally)	-	Y (Internally)	-	-	Y	-	Y	-
8.	Does the company have in-house structure to implement the policy/policies?	Y	Y	Y	Y	Y	Y	-	Y	Y
9.	Does the Company have a grievance redressal mechanism related to the policy/policies to address stakeholders' grievances related to the policy/policies?	Y	Y	Y	Y	Y	Y	-	Y	Y
10.	Has the company carried out independent audit/evaluation of the working of this policy by an internal or external agency?	-	-	Y (Internal Agency)	-	-	Y (both Internal & External Agency)	-	-	-

\* These principles are encompassed in the Company's code of Business Ethics and Principles of Social Responsibility.

\*\* The CSR Policy of the Company can be accessed at [https://www.bosch.in/media/our\\_company/shareholder\\_information/2017\\_2/csrpolicy\\_final.pdf](https://www.bosch.in/media/our_company/shareholder_information/2017_2/csrpolicy_final.pdf)

**2a. If answer to the question at Sl. No 1 against any of the Principle is 'No', please explain why: (Tick up to 2 options)**

Sl. No.	Questions	P1	P2	P3	P4	P5	P6	P7	P8	P9
1.	The company has not understood the Principle	--	--	--	--	--	--	--	--	--
2.	The company is not at a stage where it finds itself in a position to formulate and implement the policies on specified principles	--	--	--	--	--	--	--	--	--
3.	The company does not have financial or manpower resources available for the task	--	--	--	--	--	--	--	--	--
4.	It is planned to be done within next 6 months	--	--	--	--	--	--	--	--	--
5.	It is planned to be done within the next 1 year	--	--	--	--	--	--	--	--	--
6.	Any other reason (please specify)	<p><b>P7</b> The Company through the various industry forums endeavors to promote growth and technological progress, economic reforms, inclusive development policies and sustainable business principles. Therefore, need for a formal policy has not been felt.</p>								

**3. Governance related to BR:**

- Indicate the frequency with which the Board of Directors, Committee of the Board or CEO to assess the BR performance of the Company. Within 3 months, 3-6 months, Annually, More than 1 year.  
There is no defined frequency. Assessment is an ongoing exercise and is an inherent part of corporate functions.
- Does the Company publish a BR or a Sustainability Report? What is the hyperlink for viewing this report?  
How frequently is it published?  
No.

**Section E: Principle-wise performance**

**Principle 1: Business should conduct and govern themselves with Ethics, Transparency and Accountability**

1. Does the policy relating to ethics, bribery and corruption cover only the company? Yes/No. Does it extend to the Group/Joint Ventures/Suppliers/Contractors/NGOs/Others?

The Company's policy relating to ethics, bribery and corruption extends to Group Companies in India, its employees and representatives which include dealers, distributors, agents, sub-contractors and power of attorney holders.

2. How many stakeholder complaints have been received in the past financial year and what percentage was satisfactorily resolved by the management? If so, provide details thereof, in about 50 words or so.

The Company has received 31 stakeholder complaints during the year under review. Out of them, 14 complaints were satisfactorily resolved and 17 are pending as on the date of this report.

**Principle 2: Businesses should provide goods and services that are safe and contribute to sustainability throughout their life cycle**

1. List up to 3 of your products or services whose design has incorporated social or environmental concerns, risks and/or opportunities.

- Marble Cutter (GDC 120)
- Common Rail Injector (CRI 1-14)
- Single Cylinder Pump (PF 51)

2. For each such product, provide the following details in respect of resource use (energy, water, raw material etc.) per unit of product (optional):

GDC 120 has resulted in reduction in energy consumption by approximately 10%. Additionally, design optimization has resulted in substantial reduction in consumption of raw material.

For the Injector there has been reduction in energy consumption by approximately 20%. Additionally, design optimization & reuse of material through innovative techniques has resulted in substantial reduction in consumption of raw materials and generation of wastes.

PF 51 14.5-20 (SOP – 2009) after which the PF51-16 was launched in 2012 with reduced usage of declared substance (Ni) from 3.5% to 0.5%. The PF45-20 was launched in 2010 with optimized mass & volume established out of the design (PF45-16 weight = 1497.01g; PF45-20 = 1435.22g)

3. Does the company have procedures in place for sustainable sourcing (including transportation)? If yes, what percentage of your inputs was sourced sustainably? Also, provide details thereof, in about 50 words or so.

Sourcing of material for the product and indirect material required for manufacturing has continuously evolved with the concept of using only material, which can be recycled. This starts with design and selection of raw material and manufacturing process with suppliers. The manufacturing process is selected and improved year on year to reduce energy and resource consumption.

The Company has implemented Transport Management Center (TMC). In TMC, the supplier selection process is streamlined to bring in competent suppliers. By following this process, the Company is not only able to reduce the transportation cost but also reduce the carbon footprint paving the way for a greener tomorrow.

There is a strong focus on the elimination of corrugated box & moving towards Returnable bins for eco-friendly transport.

4. Has the company taken any steps to procure goods and services from local & small producers, including communities surrounding their place of work? If yes, what steps have been taken to improve their capacity and capability of local and small vendors?

The Company, as a policy, ensures localization and outsourcing in each manufacturing facility with suppliers who are competitive as well as in close proximity of the facilities.

Localized vendors are preferred, if they meet the quality specifications & the Environment, Health and Safety requirements. The Company focuses on increasing the capacity and capability of its suppliers and provides complete hands-on training in classroom and on shop floor to its suppliers on various Bosch systems and quality tools.

5. Does the company have a mechanism to recycle products and waste? If yes, what is the percentage of recycling of products and waste (separately as <5%, 5-10%, >10%). Also, provide details thereof, in about 50 words or so.

Yes, the Company has a mechanism to recycle products and waste. Nearly 95% of product components are recycled post its Life Cycle.

Plant level procedures have been established to identify the variants of wastes and also systematically adhere to recycling requirements. Ex: Metal chips, carton boxes, wooden pallets, solvents, used oil etc.

### **Principle 3: Businesses should promote the well-being of all Employees**

1. Please indicate the total number of employees:

Sl. No.	Category of Employees	No. of Employees
1.	Associates	5,739
2.	Managerial and Superintending Staff (M&SS)	3,450
<b>Total</b>		<b>9,189</b>

2. Please indicate the total number of employees hired on temporary/contractual/casual basis:

3,374

3. Please indicate the number of permanent women employees:

373

4. Please indicate the number of permanent employees with disabilities:

1

5. Do you have an employee association that is recognized by management?  
Yes, there are recognized trade unions affiliated to various central trade union bodies.
6. What percentage of your permanent employees are members of this recognized employee association?  
Almost 100% of permanent employees are members of recognized employee associations.
7. Please indicate the number of complaints relating to child labour, forced labour, involuntary labour, sexual harassment in the last financial year and pending, as on the end of the financial year.

Sl. No.	Category	No. of complaints filed during the Financial Year	No. of complaints pending as on end of the Financial Year
1.	Child labour/forced labour/involuntary labour	0	0
2.	Sexual Harassment*	2	0
3.	Discriminatory employment	0	0

\*The above may be treated as information pursuant to provisions of Sexual Harassment of Women at Workplace (Prevention, Prohibition and Redressal) Act, 2013.

8. What percentage of your undermentioned employees were given safety & skill up-gradation training in the last year?
- Almost all the employees were given safety training last year. Please refer below the percentage of skill up-gradation training in the last year-
- |   |   |        |
|---|---|--------|
| 1. Permanent Employees                    | : | 61.42% |
| 2. Permanent Women Employees              | : | 82.72% |
| 3. Casual/Temporary/Contractual Employees | : | 90.16% |
| 4. Employees with Disabilities            | : | 2.60%  |

**Principle 4: Businesses should respect the interests of, and be responsive towards all Stakeholders, especially those who are disadvantaged, vulnerable and marginalized**

1. Has the company mapped its internal and external stakeholders? Yes/No  
Yes.
2. Out of the above, has the company identified the disadvantaged, vulnerable & marginalized stakeholders?  
Yes.
3. Are there any special initiatives taken by the Company to engage with the disadvantaged, vulnerable and marginalized stakeholders? If so, provide details thereof, in about 50 words or so.

The Corporate Social Responsibility department at the Company was set up in the year 2013, much before the CSR rules came into force in the Country. Through many like-minded implementing agencies, it has been running multiple programs to help the vulnerable and the marginalized sections of the society. In addition to the above, the Company has enabled Primary Health Centres in Public Private Partnership (PPP) mode, provides educational support to Government school children like giving practical training in Science subjects, Value Education, teaching English and setting up computer labs. The Company under its flagship skill development Program, BRIDGE, offers tailor-made short term, job-oriented training, which trains school dropout youth and prepares them for entry-level jobs. The Company has also designed special programs to promote Holistic Village Development and is being run in many clusters around its Plant locations.

**Principle 5: Businesses should respect and promote human rights**

1. Does the policy of the company on human rights cover only the company or extend to the Group/Joint Ventures/Suppliers/Contractors/NGOs/Others?

The Company's Policy on Human Rights not only covers the Company but also extends to its Group Companies, Joint Ventures, Suppliers, Contractors, NGOs, etc.

2. How many stakeholder complaints have been received in the past financial year and what percent was satisfactorily resolved by the management?

No stakeholder complaints were received by the Company during the Financial Year ended March 31, 2020.

**Principle 6: Businesses should respect, promote and make efforts to restore the environment**

1. Does the policy related to Principle 6 cover only the company or extend to the Group/Joint Ventures Suppliers/Contractors/NGOs/others.

The guidelines of work safety and environmental protection aim at providing safe work place to our employees and protect environment, comply with legal requirements and make products that are safe and eco-friendly. The policy is reviewed for any changes arising due to changes in regulatory requirements, customer requirements and improvements in technology.

The guidelines of work safety and environmental protection is applicable not only to the Company but also extends to its suppliers, contractors, recyclers and others with whom its activities are involved. Key parameters at contractors, supplier sites that can affect the Company's business is monitored where practical and we provide our support by way of sharing the EHS knowledge with the suppliers, contractors and Joint Ventures.

2. Does the Company have strategies/initiatives to address global environmental issues such as climate change, global warming, etc.? Y/N. If yes, please give hyperlink for webpage, etc.

Yes.

**Environment protection:**

Innovative technologies are used to reduce the impact on the environment. In the entire chain of manufacturing, the thrust is on preserving natural resources. Processes are designed to minimize use of raw materials, water and energy. Based on technological developments, the processes are reviewed for optimization through continuous improvement process. Water and energy conservation projects yield substantial results, year on year.

**Climate protection:**

Bosch is to be fully climate-neutral by end of the year 2020. It is over 400 locations worldwide, and its engineering, manufacturing, and administrative facilities will no longer leave a carbon footprint. Towards this, Bosch locations are continuously working on measures like increase energy efficiency initiatives, use of new clean power (direct purchase of renewable energy and self-generation), buy in green electricity (renewable energy certificates) and offset direct CO2 emission (carbon credits). Measures such as installation of solar photovoltaic panels for solar power generation and turbo ventilators are some of the initiatives taken at our locations for harnessing renewable sources of energy.

**Water and waste water management:**

Effluents generated from processes are treated in automated treatment facilities. It is further subjected to tertiary treatments so as to make it suitable for recycling and reuse. The treated domestic effluent is reused for secondary purposes like gardening and toilet flushing.

The Company's locations are working continuously to reduce and optimize water consumption. Water balance is established by carrying out water audits. Automated effluent treatment facilities treat the process effluent efficiently. Post tertiary treatment, treated process effluent is reused in processes and other secondary purposes. The treated domestic effluent is used for toilet flushing and gardening. Rain water harvesting measures adopted at our locations help in recharging valuable ground water.

**Waste Management:**

Waste management is a critical part of the Company's governance which has a vital role in protecting environment and people. Wastes are segregated based on their characteristics and suitable reuse/disposal mechanisms are worked out. Waste management strategy includes reduction in generation of wastes, recycling of wastes and maximizing the reuse.

As one of the strategic projects, the Company has taken up the "Zero Waste to Landfill" (ZWL) project. The aim of this project is avoid/reduce the wastes (hazardous & non-hazardous) which is going in to landfill. The Company conducts regular audits at the locations where the wastes are disposed to ensure it is treated and disposed in a scientific manner with minimum impact on the environment.

Segregation of wastes is ensured at its place of generation. Process changes are also aimed at reducing generation of hazardous wastes. The thrust is on recycling and reuse of hazardous wastes. Those which cannot be reused are disposed in line with statutory requirements.

3. Does the Company identify and assess potential environmental risks? Y/N

Yes, the potential environmental risks due to significant environmental impacts are identified and the opportunities for further improvements are defined using a tool across manufacturing and other business process. In case of significant risks, appropriate controls are established to minimize the impact

on environment. The said requirement is established as part of ISO 14001:2015 – Environmental Management System requirement across Bosch locations.

4. Does the company have any project related to Clean Development Mechanism? If so, provide details thereof, in about 50 words or so. Also, if yes, whether any environmental compliance report is filed?

No.

5. Has the company undertaken any other initiatives on – clean technology, energy efficiency, renewable energy, etc., Y/N. If yes, please give hyperlink for web page, etc.

Yes. Clean technologies like solar harvesting initiatives are adopted to harvest renewable source of energy at all locations of the Company.

6. Are the Emissions/Waste generated by the company within the permissible limits given by CPCB/SPCB for the Financial Year being reported?

Yes, the emission / waste generated across the Company has been monitored as per the prescribed frequency by the CPCB/SPCB and found well within the permissible limits. Various air pollution control measures are adopted and it is ensured that the emissions meet the stipulated standards. Also, wastes are segregated based on their characteristics and suitable reuse/disposal mechanisms worked out. Waste management strategy includes reduction in generation of wastes which are going in to landfill, recycling of wastes and maximizing the reuse.

The Company also conducts regular audits at the locations where the wastes are disposed to ensure it is treated and disposed in a scientific manner with minimum impact on the environment.

The monthly reports on monitoring of waste water analysis, stack emission and ambient air monitoring reports submitted to SPCB. Annual reports like Form V environment audit statement and Form IV i.e. statement of hazardous and other waste disposal rules submitted to SPCB.

The returns/reports are filed as per the frequency defined by the SPCBs, also an environmental audit statement in Form-V comprising of environmental performance for the financial year is submitted on or before 30th September every year to the respective SPCBs.

7. Number of show cause/legal notices received from SPCB which are pending (i.e. not resolved to satisfaction) as on end of Financial Year.

None of the Company's plants have pending show cause/legal notices.

**Principle 7: Businesses, when engaged in influencing public and regulatory policy, should do so in a responsible manner**

1. Is your company a member of any trade and chamber or association? If Yes, name only those major ones that your business deals with:

The Company is a member of:

- i) Confederation of Indian Industry (CII)
- ii) Indo-German Chamber of Commerce
- iii) Automotive Component Manufacturers' Association of India (ACMA)

2. Have you advocated/lobbied through above associations for the advancement or improvement of public good? Yes/No; if yes specify the broad areas (drop box: Governance and Administration, Economic Reforms, Inclusive Development Policies, Energy security, Water, Food Security, Sustainable Business Principles, Others)

Yes, following are the broad areas:

- a) Promote growth and technological progress
- b) Sustainable business principles
- c) Energy Sustainability
- d) Water & Food Security

**Principle 8: Businesses should support inclusive growth and equitable development**

1. Does the company have specified programmes/initiatives/projects in pursuit of the policy related to Principle 8? If yes, details thereof.

Yes.

In line with the provisions of the Companies Act, 2013 and based on recommendation of the CSR Committee, the Board of Directors have approved a CSR Policy. The CSR policy, *inter-alia*, deals with the objectives of the Company's CSR initiatives, the guiding principles, the thrust areas of CSR, the responsibilities of the CSR Committee, the implementation plan and reporting framework.

The thrust areas of the Company's CSR activities are:

- a) Child health, hygiene and education;
- b) Vocational training focused on employable skills; and
- c) Neighbourhood projects as per the local needs identified by Company's Plants

Some of the initiatives taken during the year under review are:

### **Child Health, Hygiene and Education:**

#### Child Health Development Programme (CHDP)

The Health & Hygiene activities include general health check-ups, prevention of malnutrition and dental health camps in Government schools besides infrastructure support to these schools. The Child Health Development Program continues to impact more than 70,000 children in 300 Government schools pan India every year. These programs are running in Bosch locations of Bengaluru, Bidadi, Nashik and Jaipur.

Primary Health Centre (PHC) in Adugodu, Bengaluru, is upgraded with the multispecialty facilities close to the Company's head office in Bengaluru. All the Government mandated Health programs are implemented in this health center, which is catering to around 50,000 population in and around Adugodu in Bengaluru every year. The Child Health Development Program also conducts follow up treatment of the Government school children.

#### Child Science Education Programme (CSEP)

In partnership with Agastya International Foundation, 6 Mobile Science Labs, 6 Lab-in-a-Box (LIB), 1 Lab-on-a-Bike (LOB) have been deployed in Bengaluru, Bidadi and Jaipur to help children understand complex scientific concepts. It is currently benefitting hundreds of young children who have a keen interest and passion in science. Science Fairs, workshops, summer camps, community visits and Teacher's Training are regularly conducted to keep up the quality of the program.

#### Child English & Computer Education Programme (CECEP)

17 Teachers were deployed in 30 schools of Bengaluru and Bidadi to support English and Computer Teaching in the government schools. For the academic year 2019-2020, over 6,000 students were impacted through this initiative.

### **Infrastructure development in schools:**

The Company's CSR team has been engaging with Government schools near Bengaluru, Nashik and Jaipur to improve the overall infrastructure and convert them into 'Model Schools'. Infrastructure upgradation in the form of better sanitation and providing potable water, dining area and mid-day meal, science lab setup, desks/benches, green boards were provided in schools in and around Bengaluru, Nashik and Jaipur.

Munichinappa Government School near Adugodu has been adopted to make it into a Model School, by setting up Smart Class rooms, Science Labs and a Library.

### **Vocational training focused on employable skills:**

#### BRIDGE - Bosch's Response to India's Development & Growth through Employability Enhancement

Under this unique vocational training initiative, less-educated youth are reached out to and are imparted industry-relevant, short-term skills development training leading to their entry-level employment in the service industry. This program helps lesser-privileged, unemployed youth get suitable employment soon after the program is completed. It is a three-month program with two months of classroom training and one month of On-the-Job Training (OJT). Since the start of BRIDGE program 30,000 unemployed youth have been trained and placed in jobs; 466 BRIDGE Centers in various states have been setup and 500+ Trainers have been trained through the Bosch "Train the Trainer" (TTT) program.

### Artisan Training

The Company also trains Artisans in Carpentry, Electrical and Plumbing trades. More than 280 youth have been trained through three state-of-the-art Artisan centers to cater to the current market needs.

### **Neighbourhood Projects:**

#### Bengaluru, Bidadi and Naganathpura

Holistic Village Development program of the Company aims at systematic approach of activities in all the areas of village ecosystems, leading to a self-reliant village community. The current interventions include improvement of 76 villages around Bosch locations in Bidadi (Karnataka) and Naganathpura (Karnataka). The Company identifies, counsels, motivates, trains and assists women in rural Self-Help Groups (SHGs) in taking up gainful ventures. The program also promotes Youth Entrepreneurship Development, Veterinary Health Camps, and provision of enriched feed supplements to farmers, and guidance for enhancing dairy cattle productivity. In an effort to contribute to the disappearing green cover, the team has also planted 29,547 saplings in the neighborhood.

Other Initiatives Include:

1. Akshaya Patra Mid-day Meals Kitchen with complete infrastructure and latest kitchen equipment was set up two years ago in Jigani. Today, the kitchen is serving upto 25,000 hot and nutritious meals per working day to needy children studying in Government schools.
2. Shanumangala Lake of 34 acres near Bidadi plant has been rejuvenated for the benefit of the villages in and around the area.

#### Nashik

Bosch works across 50 villages in Nashik, predominantly in the areas of education and health. Other initiatives include livestock development, youth development and women empowerment through SHGs. Regular Health Checkups, immunization program and nutrition program are some of the key highlights.

Other major projects done in Nashik:

1. Developing 'Government school by Nashik Municipal Corporation' into a Model School
2. Converted Nasik Municipal Health Centre as a Model Health Centre
3. Provided Relief during Kolhapur floods
4. Constructed and maintained 17 Check Dams in Nashik
5. Sponsoring 'Nashik Run', a charity fundraising initiative to support the marginalized sections of the society
6. Construction of Compost and Bio-gas plants

#### Jaipur

54 villages in Jaipur benefit from Bosch interventions, which include livestock development, women empowerment and rural healthcare. Improvement in vaccination coverage and eradication of malnutrition and anemia have been the major focus. One of the major achievement has been the construction of 29 Reverse Osmosis Plants over the years in and around Jaipur, offering clean and safe drinking water to the villagers.

2. Are the programmes / projects undertaken through in-house team/own foundation/external NGO/ government structures / any other organization?

The company's Rural focused projects are implemented through Bosch India Foundation (supported by the Company) as well as in partnership with Non-Governmental Organizations (NGOs) and Government Institutions.

Skill development programs like BRIDGE and Artisan training centres are directly implemented by the Company.

3. Have you done any impact assessment of your initiative?

Yes, the Company has conducted impact assessments of its CSR Initiatives. The findings are being implemented to improve the interventions further.



4. What is your company's direct contribution to community development projects and the details of the projects undertaken?

The Company spent an amount of 370.76 mINR towards social development projects during the year. Details of the projects undertaken are given in Annual Report on CSR Activities enclosed as Annexure 'B' to the Directors' Report.

5. Have you taken steps to ensure that this community development initiative is successfully adopted by the community?

The Company ensures that its presence is established right from the commencement of the initiatives. It collaborates with the communities from need identification to project implementation phase. The Company has extensive engagement with various stakeholders. The feedback from the stakeholders are analyzed and various improvement actions are prioritized.

**Principle 9: Businesses should engage with and provide value to their customers and consumers in a responsible manner**

1. What percentage of customer complaints/consumer cases are pending as on the end of financial year.

During the financial year ended March 31, 2020, there were a total of 8 consumer cases out of which 2 cases were disposed of and 6 consumer cases are pending. The 6 pending consumer cases include 1 revision petition filed by the customer (which is yet to be listed and heard by the National Consumer Forum).

2. Does the company display product information on the product label, over and above what is mandated as per local laws? Yes/No/N.A./Remarks (additional information)

Yes, apart from the mandated declarations, additional declarations are furnished on the products/labels relating to the products and their usage.

3. Is there any case filed by any stakeholder against the Company regarding unfair trade practices, irresponsible advertising and/or anti-competitive behaviour during the last five years and pending as on end of Financial Year. If so, provide details thereof, in about 50 words or so.

No.

4. Did your company carry out any consumer survey/consumer satisfaction trends?

No.

# Offices

## Zonal Offices - Automotive Aftermarket

**Delhi Zonal Office**  
"Rishyamook"  
85A, Panchkuin Road  
New Delhi – 110 001

**Lucknow Zonal Office**  
CP-138, Viraj Khand  
Gomti Nagar  
Near Hotel Grand JBR  
Lucknow – 226 010

**Kolkata Zonal Office**  
91A, Park Street  
Kolkata – 700 016

**Ranchi Zonal Office**  
Bhagirathi Complex  
Opp.Adivasi Hostel  
Karam Toli Road  
Ranchi – 834 001

**Mumbai Zonal Office**  
906-908, 9th Floor  
Hubtown Solaris  
N.S.Phadke Marg  
Off. Telli Galli  
Andheri (East)  
Mumbai – 400 069

**Ahmedabad Zonal Office**  
31/32, JMC House, Level 3  
Opp.Parimal Gardens  
Ellis Bridge  
Ahmedabad – 380 006

**Chennai Zonal Office**  
Sabari Sunnyside  
2<sup>nd</sup> Floor, Middle Wing  
#8/17, Shafee Mohamad Road  
Off.Greems Road  
Thousand Lights  
Chennai – 600 006

**Bangalore Zonal Office**  
Building No.209  
PT AT Complex  
Aduodi  
Bangalore -560030

**Mohali**  
Bestech Business Tower,A-825,  
8th Floor, Sector-66, Mohali,  
Punjab- 160059

**Indore**  
606-608, Level 6 Brilliant  
Solitaire, Scheme No. 78, Vijay  
Nagar Part II, Indore - 452010

**Secunderabad**  
UNIT 310A, 3rd Floor,  
Eden Square,  
Secunderabad – 500 003

**Guwahati**  
OfficeTribe Coworking,  
C/o Gauhati Tea Warehousing  
Pvt Ltd, Christian Basti,  
G.S Road, Guwahati-781005

**Jaipur**  
Manoram Business Centre,  
#2 Ambeshwar Colony,  
New Sanganer Road,  
Shyam Nagar Metro Station,  
Jaipur, Rajasthan -302019

**Bhubaneshwar**  
My Branch, # 16 17, BMC  
Bhawani Office Complex,  
1st Floor, Block 1 & 2, Saheed  
Nagar, Bhubaneshwar,  
Orissa – 751007

**Ernakulam**  
Unit No. S-03, 6th Floor,  
Alapatt Heritage Building,  
M.G. Road, Kovilvattom,  
Desom, Ernakulam Village,  
Kochi – 682 035

## Sales Offices - Power Tools

**Delhi**  
'Rishyamook'  
85-A, Panchkuian Road  
New Delhi - 110 001

**Lucknow**  
CP-138,  
Viraj Khand, Gominagar  
Near Hotel Grand JBR  
Lucknow-226 010

**Kolkata**  
91-A, Park Street  
Kolkata - 700 016

**Raipur**  
3<sup>rd</sup> Floor, Pithalia Complex,  
opposite BSNL Telephone  
K K Road  
Exchange FafadinChowk  
Raipur - 492 001

**Ahmedabad**  
31/32, JMC House, Level 3  
Opp. to Parimal Garden  
Ellis Bridge  
Ahmedabad - 380 006

**Mumbai**  
906-908, 9th Floor,  
Hubtown Solaris,  
Off : Telli Galli, Near Flyover,  
N.S.Phadke Marg, Andheri (East),  
Mumbai 400 069

**Chennai**  
Sabari Sunnyside  
2<sup>nd</sup> Floor, Middle Wing  
#8/17, Shafee Mohamad  
Road, Off: Greems Road,  
Thousand Lights  
Chennai - 600 006

**Surat**  
Power Tools Division,  
B 104, International Trade Center,  
Majura Gate,  
Surat – 395001

**Kochi**  
Door No: 40/ 6584 G,  
Alapatt Heritage Building,  
M G Road, KovilvattomDesom,  
Ernakulam Village,  
Kochi - 682 035.

**Hyderabad**  
Level No 1, am @10,  
MB Towers, Banjara Hills,  
Hyderabad - 500 034.

**Bhubaneswar (Business Centre)**  
Plot No.34/A, Ground floor,  
VIP Area, Nayapalli,  
Bhubaneswar-751 015

**Gurgaon**  
Unit #: 303, Block – B,  
Unitech Business Park,  
South City-1,  
Gurgaon -122 002

**Indore**  
6<sup>th</sup> Floor Brilliant Solitaare,  
Scheme 78, Part 11, Vijay Nagar,  
Indore – 452 010

**Jaipur**  
1-301, Sagam Towers,  
Church Road, Off M I Road,  
Jaipur – 302 001

**Pune**  
3<sup>rd</sup> Floor, Godrej Millennium,  
Hotel Taj vivanta  
Koregaon Park,  
Pune – 411 001

**Mohali**  
Bestech Business Tower,  
Unit – 825, 8th Floor, Tower A  
Sector – 66, Mohali

**Mumbai**  
Bosch Power Tools Service Center  
Shop no 7 & 8 , Aspen Garden  
at CTS No.554-A of Village Pahadi  
at Walbhat Road,  
Near Ram Mandir Station (East)  
Goregaon (East), Mumbai 400 063

**Delhi**  
Bosch Service Center,  
18, Community Center,  
Phase 1, Mayapuri,  
New Delhi – 110064

**Chennai**  
Bosch Service Centre  
Power Tools Division, No:69,  
Habibullah Road, Next to  
Padma Seshadri School,  
T.Nagar, Chennai -600 017.

**Ghaziabad**  
204 ,Tower -2 ,  
SG Estates- SG Alpha Tower ,  
Sector 9 , Vasundhara,  
Ghaziabad .UP- 201012.





Registered Office:

## **Bosch Limited**

Hosur Road, Adugodi, Bengaluru - 560 030

Phone: +91 80 6752 2393

CIN: L85110KA1951PLC000761

E-mail: [investor@in.bosch.com](mailto:investor@in.bosch.com) | Website: [www.bosch.in](http://www.bosch.in)

BoschIndia

