

# MILGREY FINANCE AND INVESTMENTS LTD.

Regd. Office: 31, Whispering Palms Shopping Center, Lokhandwala, Kandivali (East) Mumbai - 400 101

E-mail: [milgreynfinance@gmail.com](mailto:milgreynfinance@gmail.com), Website: [www.milgreyn.in](http://www.milgreyn.in)

Tel No: 022-29651621 CIN: L67120MH1983PLC030316

---

14<sup>th</sup> November 2024

To,  
The Manager,  
Department of Corporate Services,  
BSE Limited,  
P.J.Towers, Dalal Street,  
Mumbai – 400 001.

Script Code: 511018

Scrip Id : ZMILGFJN

Subject: Outcome of Board Meeting held on 14<sup>th</sup> November 2024

Dear Sir/Madam,

The Board of Directors of the Company at its meeting held on 14<sup>th</sup> November 2024, inter-alia has considered and transacted following business:


The Board approved the Standalone Un-audited Financial Results along with the Limited Review Report for the quarter and half year ended 30<sup>th</sup> September 2024 pursuant to Regulation 33 of the SEBI (Listing Obligations and Disclosure Requirements) Regulations, 2015 as recommended by the Audit Committee.

The meeting commenced at 7:00 p.m. and concluded at 8:15 p.m.

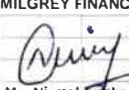

Kindly take the same on record.

Thanking You,  
Yours Faithfully,

For Miligrey Finance and Investments Limited

  
Abhay Gupta  
Director  
DIN: 02294699



MILGREY FINANCE AND INVESTMENTS LIMITED							
CIN:L67120MH1983PLC030316							
Regd. Off.: 31, Whispering Palms Shopping Center, Lokhandwala, Kandivali (East) Mumbai - 400 101							
Tel: 022-29651621 Website: www.milgrey.in Email: milgreyfinance@gmail.com							
STATEMENT OF UNAUDITED FINANCIAL RESULTS FOR THE QUARTER AND HALF YEAR ENDED ON 30.09.2024							
(Amount in Lakhs, except EPS)							
STANDALONE							
Sr. No.	Particulars	3 months ended	Preceding 3 months ended	Corresponding 3 months ended in the previous year	6 Month Ended	Corresponding 6 months ended in the previous year	Previous year ended
		30/09/2023	30/06/2024	30/09/2023	30/09/2024	30/09/2023	31/03/2024
		Un-Audited	Un-Audited	Un-Audited	Un-Audited	Un-Audited	Audited
1	<b>Income</b>						
	(a) Revenue From Operations	0.00	0.00	0.00	0.00	0.00	12.00
	(b) Other Income	23.78	22.49	0.40	46.27	0.40	20.34
	<b>Total Income</b>	<b>23.78</b>	<b>22.49</b>	<b>0.40</b>	<b>46.27</b>	<b>0.40</b>	<b>32.34</b>
2	<b>Expenses</b>						
	(a) Cost of materials consumed	0.00	0.00	0.00	0.00	0.00	0.00
	(b) Purchases of stock-in-trade	0.00	0.00	0.00	0.00	0.00	0.00
	(c) Changes in Inventories of finished goods, work-in-progress and stock-in-trade	0.00	0.00	0.00	0.00	0.00	0.00
	(d) Employee Benefits Expenses	0.00	0.66	0.33	0.66	0.99	2.34
	(e) Finance Cost	0.00	0.00	0.00	0.00	0.00	6.48
	(f) Depreciation and amortisation expense	0.00	0.00	0.00	0.00	0.00	0.00
	(g) Other expenses (Any item exceeding 10% of the total expenses relating to continuing operations to be shown separately)	2.72	0.28	1.23	3.00	11.42	21.76
	<b>Total Expenses</b>	<b>2.72</b>	<b>0.94</b>	<b>1.56</b>	<b>3.66</b>	<b>12.41</b>	<b>30.58</b>
3	<b>Profit / (Loss) before exceptional items and tax (1-2)</b>	<b>21.06</b>	<b>21.55</b>	<b>(1.16)</b>	<b>42.61</b>	<b>(12.01)</b>	<b>1.76</b>
4	Exceptional Items	0.00	0.00	0.00	0.00	0.00	0.00
5	<b>Profit / (Loss) before tax (3-4)</b>	<b>21.06</b>	<b>21.55</b>	<b>(1.16)</b>	<b>42.61</b>	<b>(12.01)</b>	<b>1.76</b>
6	<b>Tax Expenses</b>						
	(a) Current Tax	0.00	0.00	0.00	0.00	0.00	0.00
	(b) Deferred Tax	0.00	0.00	0.00	0.00	0.00	0.00
7	<b>Total Tax Expenses</b>	<b>0.00</b>	<b>0.00</b>	<b>0.00</b>	<b>0.00</b>	<b>0.00</b>	<b>0.00</b>
8	<b>Profit/ (Loss) for a period from continuing operations (5-7)</b>	<b>21.06</b>	<b>21.55</b>	<b>(1.16)</b>	<b>42.61</b>	<b>(12.01)</b>	<b>1.76</b>
9	Profit/ (Loss) for a period from dis-continuing operations	0.00	0.00	0.00	0.00	0.00	0.00
10	Tax Expenses of discontinued operations	0.00	0.00	0.00	0.00	0.00	0.00
11	<b>Profit/ (Loss) for a period from dis-continuing operations (after tax) (9-10)</b>	<b>0.00</b>	<b>0.00</b>	<b>0.00</b>	<b>0.00</b>	<b>0.00</b>	<b>0.00</b>
12	<b>Other Comprehensive Income/ (Loss)</b>						
	A) (i) Amount of items that will not be reclassified to profit or loss	0.00	0.00	0.00	0.00	0.00	0.00
	(ii) Income tax relating to items that will not be reclassified to profit or loss	0.00	0.00	0.00	0.00	0.00	0.00
	B.) (i) Amount of items that will be reclassified to profit or loss	0.00	0.00	0.00	0.00	0.00	0.00
	(ii) Income tax relating to items that will not be reclassified to profit or loss	0.00	0.00	0.00	0.00	0.00	0.00
13	<b>Total Comprehensive income for the period (comprising profit/loss) and other comprehensive income for the period) (8-11-12)</b>	<b>21.06</b>	<b>21.55</b>	<b>(1.16)</b>	<b>42.61</b>	<b>(12.01)</b>	<b>1.76</b>
	Paid-up Equity Share Capital (Face Value of Rs. 10/- each)	2154.13	2154.13	199.00	2154.13	199.00	2,154.13
14	<b>Earning Per Share (For continuing operations)</b>						
	(a) Basic	0.10	0.10	(0.01)	0.20	(0.06)	0.01
	(b) Diluted	0.10	0.10	(0.01)	0.20	(0.06)	0.01
For and on behalf of Board of							
MILGREY FINANCE AND INVESTMENTS LIMITED							
 Mr. Nirmal Lunkar Managing Director DIN: 05250550							
							
Place : Mumbai							
Date : 14/11/2024							

## MILGREY FINANCE AND INVESTMENTS LIMITED

CIN - L67120MH1983PLC030316

Balance Sheet as at 30th September, 2024

Particulars	Note	As at 31st Sept. 2024	As at 31st March 2024
		Rupees	Rupees
<b>ASSETS</b>			
<b>Financial Assets</b>			
(a) Cash and cash equivalents	2	3,151,186	1,589,771
(b) Loans & Advances	3	629,422,156	621,083,813
(c) Investments		-	-
(d) Trade Receivable	4	906,249	2,214,249
(e) Other financial assets		-	-
<b>Total Financial Assets</b>		<b>633,479,591</b>	<b>624,887,833</b>
<b>Non-Financial Assets</b>			
(a) Deferred tax assets (Net)		-	-
(b) Current tax assets	5	152,394	194,972
(c) Property, Plant and Equipment		-	-
(d) Investment Property		-	-
(e) Inventories		-	-
(F) Other Non-Financial assets		-	-
<b>Total Non-Financial Assets</b>		<b>152,394</b>	<b>194,972</b>
<b>TOTAL ASSETS</b>		<b>633,631,985</b>	<b>625,082,805</b>
<b>LIABILITIES AND EQUITY</b>			
<b>Liabilities</b>			
<b>Financial Liabilities</b>			
(a) Trade payables	6	144,007	114,352
(b) Borrowings	7	291,312,843	280,554,074
(c) Other Financial liabilities	8	-	-
<b>Total Non-Financial Liabilities</b>		<b>291,456,850</b>	<b>280,668,426</b>
<b>Non-Financial liabilities</b>			
(a) Deferred Tax Liabilities (Net)		-	-
(b) Provisions		-	-
(c) Other Non-Financial liabilities		-	-
(d) Current Tax Liabilities	7	-	-
<b>Total Financial Liabilities</b>		<b>-</b>	<b>-</b>
<b>Equity</b>			
(a) Equity Share capital	8	215,412,500	215,412,500
(b) Other Equity	9	126,762,635	129,001,879
<b>Total Equity</b>		<b>342,175,135</b>	<b>344,414,379</b>
<b>TOTAL EQUITY AND LIABILITIES</b>		<b>633,631,985</b>	<b>625,082,805</b>
Notes forming part of financial statements In terms of our report attached	1-21		

For and on behalf of Board of  
MILGREY FINANCE AND INVESTMENTS LIMITED

  
Mr. Nirmal Lunkar  
Managing Director  
DIN: 05250550



Place : Mumbai  
Date : 14/11/2024

**MILGREY FINANCE AND INVESTMENTS LIMITED**  
**CIN - L67120MH1983PLC030316**  
**Cash Flow Statement as on 30th September , 2024**

Sr. No	PARTICULARS	As at 30th Sept 2024	As at 31st March 2024
		Rupees	Rupees
<b>A)</b>	<b>Cash Flow from Operating Activities</b>		
	Net Profit/(Loss) before tax and extra ordinary items	4,260,756	175,818
	Add: Depreciation	-	-
	Less:- Interest/Sale of Shares	(4,626,933)	(2,033,542)
	Add:- Financial Exps	13,770	648,064
	Operating profit/(Loss) before working capital Change	(352,407)	(1,209,660)
	Decrease/ (Increase) in Trade Recivables	1,308,000	(1,308,000)
	Decrease/ (Increase) in Other Financial Assets	0	-
	Decrease/ (Increase) in Loans & Advances	(8,295,765)	(290,817,655)
	Decrease/ (Increase) in Inventory	0	-
	Increase/ (Decrease) in Other Non-Financial Liabilities	0	(132,634)
	Increase/ (Decrease) in Other Financial Liabilities	0	(294,177)
	Increase/ (Decrease) in Trade Payables	29,655	114,352
	Cash Generate from operations	(7,310,517)	(293,647,774)
	Direct Tax/FBT Paid (net of refund)	0	-
	<b>Net Cash Outflow from Operating Activities</b>	<b>(7,310,517)</b>	<b>(293,647,774)</b>
<b>B)</b>	<b>Cash Flow from Investing Activities etc</b>		
	Purchase of Investment Property	0	-
	Purchase in Fixed Assets	0	-
	(Increase)/ Decrease of Investments	0	-
	<b>Net Cash Inflow from Investing activities</b>	<b>0</b>	<b>-</b>
<b>C)</b>	<b>Cash Flow from Financing Activities</b>		
	Repayments of Long Term Secured Loans	0	-
	Interest Received	4,626,933	2,033,542
	Proceeds Received in Long/Short Term Borrowings	10,758,769	265,555,469
	Interest Paid	(13,770)	(648,064)
	Proceeds from Issue of Share Warrants	(6,500,000)	28,150,000
	<b>Net Cash Outflow from Financing Activities</b>	<b>8,871,932</b>	<b>295,090,947</b>
	<b>Net Increase in cash and cash equilents</b>	<b>1,561,415</b>	<b>1,443,173</b>
	Cash & Cash Equivalents		
	- Opening	1,589,771	146,598
	Cash & Cash Equivalents		
	- Closing	3,151,186	1,589,771

For and on behalf of Board of  
**MILGREY FINANCE AND INVESTMENTS LIMITED**

  
**Mr. Nirmal Lunkar**  
 Managing Director  
 DIN: 05250550



Place : Mumbai  
 Date : 14/11/2024