

Ref : 2023/AFR/Q-4

May 10, 2023

The National Stock Exchange of India Ltd., Exchange Plaza, Bandra-Kurla Complex, Bandra (East), Mumbai – 400 051.	BSE Limited, Corporate Relationship Department, P. J. Towers, Dalal Street, Fort, Mumbai – 400 023.
Code : PRSMJOHNSN	Code : 500338

Sub. : Audited Financial Results for the year ended March 31, 2023

Dear Sir,

Pursuant to Regulations 30, 33 and 52 of the SEBI (Listing Obligations and Disclosure Requirements) Regulations, 2015 (“Listing Regulations”), this is to inform you that the Board of Directors of the Company, at its Meeting held today i.e. May 10, 2023, has, *inter alia*, approved the Audited Standalone and Consolidated Financial Results for the year ended March 31, 2023.

In compliance with the provisions of Regulation 33(3)(d) of the Listing Regulations, the Company hereby declares that the Statutory Auditors, Messrs. G. M. Kapadia & Co, Chartered Accountants, have issued the Audit Reports with unmodified opinion on the Standalone and Consolidated Financial Results of the Company for the year ended March 31, 2023.

The Audited Standalone and Consolidated Financial Results along with the Auditors' Reports with unmodified opinion thereon are attached herewith for your record.

The meeting commenced at 10.30 a.m. and concluded at 11.45 a.m.

Thanking you,

Yours faithfully,

For **PRISM JOHNSON LIMITED**

SHAILESH DHOLAKIA
COMPANY SECRETARY AND
COMPLIANCE OFFICER

Encl. : As above

G. M. KAPADIA & CO.

(REGISTERED)

CHARTERED ACCOUNTANTS

1007, RAHEJA CHAMBERS, 213, NARIMAN POINT, MUMBAI 400 021. INDIA

PHONE : (91-22) 6611 6611 FAX : (91-22) 6611 6600

Independent Auditor's Report on Annual Standalone Financial Results and Review of Quarterly Standalone Financial Results of Prism Johnson Limited pursuant to the Regulation 33 and 52 of the Securities and Exchange Board of India (Listing Obligations and Disclosure Requirements) Regulations, 2015

To
The Board of Directors
Prism Johnson Limited
Mumbai

Opinion and Conclusion

We have (a) audited the accompanying statement of standalone financial results for the year ended March 31, 2023 and (b) reviewed the standalone financial results for the quarter ended March 31, 2023 (refer "Other Matters" section below), which were subject to limited review by us, both included in the accompanying "Statement of Standalone Financial Results for the Quarter and Year ended March 31, 2023" of Prism Johnson Limited ("the Company"), ("the Statement"), being submitted by the Company pursuant to the requirement of Regulation 33 and 52 of the Securities and Exchange Board of India (Listing Obligations and Disclosure Requirements) Regulations, 2015, as amended ("the Listing Regulations").

(a) Opinion on Annual Standalone Financial Results

In our opinion and to the best of our information and according to the explanations given to us, the standalone financial results for the year ended March 31, 2023:

- (i) is presented in accordance with requirements of Regulation 33 and 52 of the Listing Regulations; and
- (ii) gives a true and fair view in conformity with the recognition and measurement principles laid down in the applicable Indian Accounting Standards ("Ind AS") and other accounting principles generally accepted in India of the net loss and other comprehensive income and other financial information of the Company for the year ended March 31, 2023.

(b) Conclusion on Unaudited Standalone Financial Results for the quarter ended March 31, 2023

With respect to the standalone financial results for the quarter ended March 31, 2023, based on our review conducted as stated in paragraph (b) of *Auditor's Responsibilities* section below, nothing has come to our attention that causes us to believe that the standalone financial results for the quarter ended March 31, 2023, prepared in accordance with the



recognition and measurement principles laid down in the Indian Accounting Standards and other accounting principles generally accepted in India, has not disclosed the information required to be disclosed in terms of Regulation 33 and 52 of the Listing Regulations, including the manner in which it is to be disclosed, or that it contains any material misstatement

Basis for Opinion on the Audited Standalone Financial Results for the year ended March 31, 2023

We conducted our audit in accordance with the Standards on Auditing (“SAs”) specified under section 143(10) of the Companies Act, 2013 (“the Act”). Our responsibilities under SAs are further described in paragraph (a) *Auditor’s Responsibilities* section of our report. We are independent of the Company in accordance with the Code of Ethics issued by the Institute of Chartered Accountants of India (“ICAI”) together with the ethical requirements that are relevant to our audit of the standalone financial results for the year ended March 31, 2023 under the provisions of the Act and the Rules thereunder, and we have fulfilled our other ethical responsibilities in accordance with these requirements and the Code of Ethics issued by ICAI. We believe that the audit evidence we have obtained is sufficient and appropriate to provide a basis for our audit opinion.

Management’s and Board of Director’s Responsibilities for the Statement

This Statement, which is the responsibility of the Company’s Management and the Board of Director’s and approved by the Board of Director’s, has been prepared on the basis of standalone financial statements.

The Company’s Management and the Board of Director’s are responsible for the preparation and presentation of these standalone financial results for the quarter and year ended March 31, 2023 that give a true and fair view of the net loss and other comprehensive income and other financial information of the Company in accordance with the recognition and measurement principles laid down in Ind AS prescribed under section 133 of the Act read with the relevant rules issued thereunder and other accounting principles generally accepted in India and in compliance with Regulation 33 and 52 of the Listing Regulations. This responsibility also includes maintenance of adequate accounting records in accordance with the provisions of the Act for safeguarding of the assets of the Company and for preventing and detecting frauds and other irregularities; selection and application of appropriate accounting policies; making judgments and estimates that are reasonable and prudent; and design, implementation and maintenance of adequate internal financial controls that were operating effectively for ensuring the accuracy and completeness of the accounting records, relevant to the preparation and presentation of the Statement that give a true and fair view and are free from material misstatement, whether due to fraud or error.



In preparing the Statement, the Management and Board of Directors are responsible for assessing the Company's ability to continue as a going concern, disclosing, as applicable, matters related to going concern and using the going concern basis of accounting unless the Board of Directors either intends to liquidate the Company or to cease operations, or has no realistic alternative but to do so.

The Board of Directors are also responsible for overseeing the financial reporting process of the Company.

Auditor's Responsibilities

(a) Audit of the Standalone Financial Results for the year ended March 31, 2023

Our objectives are to obtain reasonable assurance about whether the standalone financial results for the year ended March 31, 2023 as a whole are free from material misstatement, whether due to fraud or error, and to issue an auditor's report that includes our opinion. Reasonable assurance is a high level of assurance, but is not a guarantee that an audit conducted in accordance with SAs will always detect a material misstatement when it exists. Misstatements can arise from fraud or error and are considered material if, individually or in the aggregate, they could reasonably be expected to influence the economic decisions of users taken on the basis of this Statement.

As part of an audit in accordance with SAs, we exercise professional judgment and maintain professional skepticism throughout the audit. We also:

- Identify and assess the risks of material misstatement of the annual standalone financial results, whether due to fraud or error, design and perform audit procedures responsive to those risks, and obtain audit evidence that is sufficient and appropriate to provide a basis for our opinion. The risk of not detecting a material misstatement resulting from fraud is higher than for one resulting from error, as fraud may involve collusion, forgery, intentional omissions, misrepresentations, or the override of internal control.
- Obtain an understanding of internal control relevant to the audit in order to design audit procedures that are appropriate in the circumstances. Under section 143(3)(i) of the Act, we are also responsible for expressing our opinion through a separate report on the complete set of standalone financial statements on whether the Company has adequate internal financial controls with reference to standalone financial statements in place and the operating effectiveness of such controls.
- Evaluate the appropriateness of accounting policies used and the reasonableness of accounting estimates and related disclosures made by the Board of Directors.



- Conclude on the appropriateness of the Board of Directors' use of the going concern basis of accounting and, based on the audit evidence obtained, whether a material uncertainty exists related to events or conditions that may cast significant doubt on the Company's ability to continue as a going concern. If we conclude that a material uncertainty exists, we are required to draw attention in our auditor's report to the related disclosures in the financial results or, if such disclosures are inadequate, to modify our opinion. Our conclusions are based on the audit evidence obtained up to the date of our auditor's report. However, future events or conditions may cause the Company to cease to continue as a going concern.
- Evaluate the overall presentation, structure and content of the annual standalone financial results, including the disclosures, and whether the annual standalone financial results represent the underlying transactions and events in a manner that achieves fair presentation.
- Obtain sufficient appropriate audit evidence regarding the annual standalone financial results of the Company to express an opinion on the annual standalone financial results.

We communicate with those charged with governance regarding, among other matters, the planned scope and timing of the audit and significant audit findings, including any significant deficiencies in internal control that we identify during our audit.

We also provide those charged with governance with a statement that we have complied with relevant ethical requirements regarding independence, and to communicate with them all relationships and other matters that may reasonably be thought to bear on our independence, and where applicable, related safeguards

(b) Review of the Standalone Financial Results for the quarter ended March 31, 2023

We conducted our review of the Standalone Financial Results for the quarter ended March 31, 2023 in accordance with the Standard on Review Engagements ("SRE") 2410 'Review of Interim Financial Information Performed by the Independent Auditor of the Entity', issued by the ICAI. A review of interim financial information consists of making inquiries, primarily of the Company's personnel responsible for financial and accounting matters, and applying analytical and other review procedures. A review is substantially less in scope than an audit conducted in accordance with SAs specified under section 143(10) of the Act and consequently does not enable us to obtain assurance that we would become aware of all significant matters that might be identified in an audit. Accordingly, we do not express an audit opinion



Other Matters

The Statement includes the results for the quarter ended March 31, 2023 and March 31, 2022 being the balancing figures between the respective audited figures in respect of the full financial year and the published unaudited year to date figures up to the third quarter of the respective financial year which were subject to limited review by us. Our report on the Statement is not modified in respect of this matter.

For G. M. Kapadia & Co.
Chartered Accountants
Firm Registration No. 104767W



Rajen Ashar
Partner

Place: Delhi
Dated this 10th day of May, 2023

Membership No. 048243
UDIN: 23048243BGXPSD8596

PRISM JOHNSON LIMITED

CIN : L26942TG1992PLC014033

Registered Office : 305, Laxmi Niwas Apartments, Ameerpet, Hyderabad - 500 016

Phone : +91-40-23400218 ; Fax : +91-40-23402249 ; e-mail : investor@prismjohnson.in ; website : www.prismjohnson.in

Corporate Office : 'Rahejas', Main Avenue, V. P. Road, Santacruz (West), Mumbai - 400 054

STATEMENT OF STANDALONE FINANCIAL RESULTS FOR THE QUARTER AND YEAR ENDED MARCH 31, 2023

₹ Crores

Sr. No.	Particulars	Quarter ended			Year ended	
		March 31, 2023 Unaudited	Dec. 31, 2022 Unaudited	March 31, 2022 Unaudited	March 31, 2023 Audited	March 31, 2022 Audited
1	Revenue from Operations :					
(a)	Net Sales	1,938.04	1,601.59	1,641.22	6,677.94	5,537.41
(b)	Other Operating Income	9.54	9.32	19.12	33.52	31.38
2	Other Income	9.79	11.02	9.66	33.38	34.93
3	Total Income	1,957.37	1,621.93	1,670.00	6,744.84	5,603.72
4	Expenses :					
(a)	Cost of materials consumed	423.64	366.18	403.87	1,543.67	1,366.03
(b)	Purchases of stock-in-trade	372.25	321.46	322.54	1,276.47	1,017.61
(c)	Changes in inventories	72.66	2.79	(30.96)	(3.07)	(77.91)
(d)	Power and fuel	345.84	305.41	312.17	1,316.47	887.60
(e)	Freight outward	252.81	192.05	191.76	815.40	663.06
(f)	Other manufacturing expenses	96.49	102.45	74.50	365.26	311.99
(g)	Employee benefits expense	128.23	134.46	119.94	523.41	478.30
(h)	Finance costs	45.17	43.99	39.16	166.94	170.15
(i)	Depreciation, amortisation and impairment expense	92.84	90.27	85.08	338.21	275.38
(j)	Other expenses	126.86	122.66	119.07	479.42	346.39
5	Total Expenses	1,956.79	1,681.72	1,637.13	6,822.18	5,438.60
6	Profit/(Loss) before Exceptional items & Tax	0.58	(59.79)	32.87	(77.34)	165.12
7	Exceptional Items :					
	Retrenchment/VRS cost at Plants of HRU Division	-	-	-	-	1.88
	Incremental Stamp Duty levied on amalgamation	-	-	-	6.84	-
	Loss/(Gain) on sale of Land/Building	-	-	(10.87)	-	(10.87)
8	Profit/(Loss) before Tax	0.58	(59.79)	43.74	(84.18)	174.11
9	Tax expenses :					
	Current Tax	-	-	-	-	-
	Adjustment of tax relating to earlier periods	(5.70)	-	(1.24)	(5.70)	(1.24)
	Deferred Tax	1.71	(15.05)	9.29	(19.62)	42.10
10	Net Profit/(Loss) for the period after Tax	4.57	(44.74)	35.69	(58.86)	133.25
11	Other Comprehensive Income (net of tax)					
	Items that will not be re-classified to Profit/(Loss)	(4.69)	1.14	(2.33)	(4.62)	(3.58)
	Items that will be re-classified to Profit/(Loss)	-	-	-	-	-
12	Total Comprehensive Income for the period (comprising Profit/(Loss) and Other Comprehensive Income/(Loss) for the period)	(0.12)	(43.60)	33.36	(63.48)	129.67
13	Paid-up Equity Share Capital (Face value ₹ 10/- per share)	503.36	503.36	503.36	503.36	503.36
14	Other Equity				702.04	765.52
15	Earning Per Share - (Basic, diluted and not annualised) (₹)	0.09	-0.89	0.71	-1.17	2.65

4

4


Notes :

- The above financial results have been reviewed by the Audit Committee and approved by the Board of Directors at their respective meetings held on May 10, 2023.
- Additional disclosures as per clause 52(4) of Securities and Exchange Board of India (Listing Obligations and Disclosure Requirements) Regulations 2015 :

Sr. No.	Particulars	Quarter ended			Year ended	
		March 31, 2023 Unaudited	Dec. 31, 2022 Unaudited	March 31, 2022 Unaudited	March 31, 2023 Audited	March 31, 2022 Audited
i	Outstanding Debt (₹ Crores)	1,262.51	1,488.07	1,343.34	1,262.51	1,343.34
ii	Net Worth (₹ Crores)	1,205.40	1,205.52	1,268.88	1,205.40	1,268.88
iii	Capital Redemption Reserve (₹ Crores)	10.75	10.75	10.75	10.75	10.75
iv	Debt Service Coverage Ratio (times) {Net profit after tax + Depreciation and amortisations + Interest + loss on sale of fixed assets / (Interest + Lease payments + Principal repayment of long term loans)}	2.07	1.29	3.55	1.20	2.08
v	Interest Service Coverage Ratio (times) (Profit before Depreciation, Interest and Tax / Interest)	3.40	1.89	4.86	2.84	4.10
vi	Debt - Equity Ratio (times) (Total Debt / Equity)	1.05	1.23	1.06	1.05	1.06
vii	Current Ratio (times) (Current Assets / Current Liabilities excluding current borrowings)	0.87	0.98	0.97	0.87	0.97
viii	Long term debt to Working Capital (times) {(Non-current Borrowings + Current maturities of long term debt) / Net working capital excluding current borrowings}	-4.53	-37.40	-26.83	-4.53	-26.83
ix	Bad debts to Account Receivable Ratio (%) (Bad debts / Average Trade receivables)	0.62%	0.11%	1.22%	0.83%	9.98%
x	Current Liability Ratio (%) (Current Liabilities excluding current borrowings / Total liabilities)	52.84%	47.50%	48.17%	52.84%	48.17%
xi	Total Debts to Total Assets Ratio (%) {(Short Term Debt + Long Term Debt) / Total assets}	24.43%	28.89%	26.54%	24.43%	26.54%
xii	Debtors Turnover (times) (Sales of products and services / Average Trade receivables) - annualised	10.63	9.15	9.85	9.57	8.24
xiii	Inventory Turnover (times) (Sales of products and services / Average inventory) - annualised	27.61	20.12	29.07	27.50	27.36
xiv	Operating Margin (%) (Profit before Depreciation, Interest, Tax and Exceptional item less Other income / Sales of products and services)	6.65%	3.96%	8.98%	5.91%	10.40%
xv	Net Profit Margin (%) (Profit after Tax / Sales of Products and services)	0.24%	-2.79%	2.17%	-0.88%	2.41%
xvi	Asset Cover Ratio (times) (Net assets available for unsecured lenders / Outstanding unsecured borrowings)	4.68	3.46	3.50	4.68	3.50

- Figures of the previous periods have been regrouped wherever necessary. The figures for the quarter ended 31st March are the balancing figures between audited figures in respect of the full financial year and the published year to date figures upto 31st December.

Place : Mumbai
Date : May 10, 2023

SIGNED FOR IDENTIFICATION
BY

G.M. KAPADIA & CO.
MUMBAI.

For and on behalf of the Board of Directors



VIJAY AGGARWAL
MANAGING DIRECTOR

PRISM JOHNSON LIMITED

CIN : L26942TG1992PLC014033

Registered Office : 305, Laxmi Niwas Apartments, Ameerpet, Hyderabad - 500 016

Phone : +91-40-23400218 ; Fax : +91-40-23402249 ; e-mail : investor@prismjohnson.in ; website : www.prismjohnson.in

Corporate Office : 'Rahejas', Main Avenue, V. P. Road, Santacruz (West), Mumbai - 400 054

STANDALONE SEGMENT INFORMATION FOR THE QUARTER AND YEAR ENDED MARCH 31, 2023

₹ Crores

Sr. No.	Particulars	Quarter ended			Year ended	
		March 31, 2023 Unaudited	Dec. 31, 2022 Unaudited	March 31, 2022 Unaudited	March 31, 2023 Audited	March 31, 2022 Audited
1	Segment Revenue					
	a) Cement	938.06	700.39	680.15	3,029.98	2,407.60
	b) HRJ	643.52	569.78	634.20	2,289.62	1,987.13
	c) RMC	369.93	343.23	353.04	1,401.30	1,197.46
	Total	1,951.51	1,613.40	1,667.39	6,720.90	5,592.19
	Less : Inter Segment Revenue	3.93	2.49	7.05	9.44	23.40
	Total Revenue from operations	1,947.58	1,610.91	1,660.34	6,711.46	5,568.79
2	Segment Results					
	a) Cement	27.87	(16.02)	19.51	50.74	220.25
	b) HRJ	4.48	(2.55)	51.26	30.81	108.17
	c) RMC	3.75	(8.06)	2.66	(31.40)	(18.29)
	Total	36.10	(26.63)	73.43	50.15	310.13
	Less : (i) Finance costs	45.17	43.99	39.16	166.94	170.15
	(ii) Other Un-allocable expenditure net of un-allocable income	(9.65)	(10.83)	(9.47)	(32.61)	(34.13)
	Total Profit/(Loss) before Tax	0.58	(59.79)	43.74	(84.18)	174.11
		As at March 31, 2023 Unaudited	As at Dec. 31, 2022 Unaudited	As at March 31, 2022 Unaudited	As at March 31, 2023 Audited	As at March 31, 2022 Audited
3	Segment Assets					
	a) Cement	2,875.88	3,033.16	2,955.00	2,875.88	2,955.00
	b) HRJ	1,214.15	1,123.21	1,102.00	1,214.15	1,102.00
	c) RMC	518.72	518.54	495.57	518.72	495.57
	d) Unallocated	558.90	476.67	516.09	558.90	516.09
	Total	5,167.65	5,151.58	5,068.66	5,167.65	5,068.66
4	Segment Liabilities					
	a) Cement	1,539.57	1,382.19	1,303.28	1,539.57	1,303.28
	b) HRJ	739.48	648.09	740.91	739.48	740.91
	c) RMC	370.15	378.93	342.17	370.15	342.17
	d) Unallocated	1,313.05	1,536.85	1,413.42	1,313.05	1,413.42
	Total	3,962.25	3,946.06	3,799.78	3,962.25	3,799.78
5	Capital Employed					
	a) Cement	1,336.31	1,650.97	1,651.72	1,336.31	1,651.72
	b) HRJ	474.67	475.12	361.09	474.67	361.09
	c) RMC	148.57	139.61	153.40	148.57	153.40
	d) Unallocated	(754.15)	(1,060.18)	(897.33)	(754.15)	(897.33)
	Total	1,205.40	1,205.52	1,268.88	1,205.40	1,268.88

Notes :

- The operating segments identified are a) Cement b) HRJ and c) RMC - Ready mixed Concrete. Segment revenue, segment expenses, segment assets and segment liabilities have been identified to segments on the basis of their relationship to the operating activities of the segment. Revenue, expenses, assets and liabilities, which relate to the Company as a whole and are not allocable to segments on reasonable basis have been included under "Unallocated revenue / expenses / assets / liabilities".
- Figures of the previous period have been regrouped wherever necessary.

Place : Mumbai
Date : May 10, 2023

SIGNED FOR IDENTIFICATION
BY
G.M. Kapadia
G.M. KAPADIA & CO.
MUMBAI.

For and on behalf of the Board of Directors

Vijay Aggarwal

VIJAY AGGARWAL
MANAGING DIRECTOR

PRISM JOHNSON LIMITED

CIN : L26942TG1992PLC014033

Registered Office : 305, Laxmi Niwas Apartments, Ameerpet, Hyderabad - 500 016

Phone : +91-40-23400218 ; Fax : +91-40-23402249 ; e-mail : investor@prismjohnson.in ; website : www.prismjohnson.in

Corporate Office : 'Rahejas', Main Avenue, V. P. Road, Santacruz (West), Mumbai - 400 054


STATEMENT OF STANDALONE ASSETS & LIABILITIES AS AT MARCH 31, 2023

₹ Crores

Sr. No.	Particulars	Audited as at	
		March 31, 2023	March 31, 2022
A	ASSETS		
1	Non-current Assets :		
(a)	Property, Plant and Equipment	2,310.30	2,337.50
(b)	Right of Use Assets	163.88	174.38
(c)	Capital work-in-progress	233.44	200.63
(d)	Other Intangible assets	31.96	36.36
(e)	Financial Assets		
(i)	Investments	376.13	326.10
(ii)	Loans	0.65	3.67
(iii)	Others	137.22	125.48
(f)	Other non-current assets	96.94	78.86
		3,350.52	3,282.98
2	Current Assets :		
(a)	Inventories	620.86	664.87
(b)	Financial Assets		
(i)	Trade receivables	647.56	570.80
(ii)	Cash and cash equivalents	250.63	245.13
(iii)	Bank balances other than (ii) above	62.05	56.28
(iv)	Loans	0.49	0.94
(v)	Others	5.73	15.75
(c)	Current Tax Assets (net)	32.32	40.61
(d)	Other current assets	196.36	184.39
(e)	Non-current assets classified as held for sale	1.13	0.32
		1,817.13	1,779.09
	Total Assets	5,167.65	5,062.07
B	EQUITY AND LIABILITIES		
1	Equity :		
(a)	Equity Share Capital	503.36	503.36
(b)	Other Equity	702.04	765.52
	Equity attributable to owners of the Company	1,205.40	1,268.88
2	Liabilities :		
I	Non-current Liabilities :		
(a)	Financial Liabilities		
(i)	Borrowings	897.75	1,104.54
(ii)	Lease liabilities	154.59	154.45
(iii)	Trade payables		
	Total outstanding dues of Micro Enterprises & Small Enterprises	-	-
	Total outstanding dues of Creditors other than Micro Enterprises & Small Enterprises	18.11	12.80
(iv)	Other financial liabilities	298.93	309.58
(b)	Provisions	26.26	24.56
(c)	Deferred Tax liabilities (net)	50.54	70.08
(d)	Other non-current liabilities	37.37	26.67
		1,483.55	1,702.68
II	Current Liabilities :		
(a)	Financial Liabilities		
(i)	Borrowings	364.67	238.46
(ii)	Lease liabilities	20.47	24.91
(iii)	Trade payables		
	Total outstanding dues of Micro Enterprises & Small Enterprises	121.50	102.64
	Total outstanding dues of Creditors other than Micro Enterprises & Small Enterprises	1,216.11	1,051.39
(iv)	Other financial liabilities	423.50	388.28
(b)	Provisions	84.19	77.92
(c)	Other current liabilities	248.26	206.91
		2,478.70	2,090.51
	Total Equity and Liabilities	5,167.65	5,062.07

Note : Figures of the previous year have been regrouped wherever necessary.

For and on behalf of the Board of Directors

SIGNED FOR IDENTIFICATION
BY

G.M. KAPADIA & CO.
MUMBAI.

Place : Mumbai
Date : May 10, 2023


VIJAY AGGARWAL
MANAGING DIRECTOR

PRISM JOHNSON LIMITED

CIN : L26942TG1992PLC014033

Registered Office : 305, Laxmi Niwas Apartments, Ameerpet, Hyderabad - 500 016

Phone : +91-40-23400218 ; Fax : +91-40-23402249 ; e-mail : investor@prismjohnson.in ; website : www.prismjohnson.in

Corporate Office : 'Rahejas', Main Avenue, V. P. Road, Santacruz (West), Mumbai - 400 054

STANDALONE STATEMENT OF CASH FLOW FOR THE YEAR ENDED MARCH 31, 2023

₹ Crores

Particulars	Audited year ended	
	March 31, 2023	March 31, 2022
CASH FLOW FROM OPERATING ACTIVITIES		
Profit/(Loss) before Tax	(84.18)	174.11
Non-cash Adjustment to Profit/(Loss) before tax :		
Depreciation, amortisation and impairment expense	338.21	275.38
Impairment on trade receivables	(1.06)	(56.68)
Impairment/write-off of non-current assets	4.23	(0.86)
Finance costs	164.16	163.93
Amortisation of processing fees	2.78	6.22
Bad debts written off	5.81	67.05
Unwinding of interests and discounts	(0.94)	(1.69)
(Gain)/Loss on disposal of Property, plant and equipment	1.65	(3.81)
Dividend and interest income	(12.98)	(11.07)
Balances written back	(10.29)	(6.76)
Exchange differences (net)	16.57	0.51
Loss on shortage of inventories	3.10	-
Other non-cash Items	1.31	(0.85)
Operating profit before change in operating assets and liabilities	428.37	605.48
Change in operating assets and liabilities :		
Decrease/(increase) in trade receivables	(81.48)	(43.39)
Decrease/(increase) in inventories	40.91	(194.40)
Increase/(decrease) in trade payables	192.80	195.71
Decrease/(increase) in other financial assets	(8.19)	0.04
Decrease/(increase) in loans	0.67	1.38
Decrease/(increase) in other non-current and current assets	(15.31)	(10.03)
Increase/(decrease) in provisions	7.97	13.67
Increase/(decrease) in other current and non-current financial liabilities	12.85	3.35
Increase/(decrease) in other current and non-current liabilities	33.62	(53.86)
Cash generated from operations	612.21	517.95
Direct taxes paid (net of refunds)	(13.99)	(16.06)
Net cash flow from operating activities (A)	626.20	534.01
CASH FLOW FROM INVESTING ACTIVITIES		
Payments for acquisition of Property, plant and equipment	(306.00)	(314.70)
Payments for purchase of investments	(54.99)	(50.92)
Proceeds from sale of investments	-	4.88
Proceeds from disposal of Property, plant and equipment	11.62	12.18
Investment in Fixed Deposits (net)	0.15	91.69
Interest received	12.75	11.36
Net cash flow used in investing activities (B)	(336.47)	(245.51)
CASH FLOWS FROM FINANCING ACTIVITIES		
Proceeds from borrowings	200.00	363.60
Repayment of long term borrowings	(236.80)	(588.08)
Movement in short term borrowings (net)	(44.46)	38.97
Repayment of Loan given to others	-	1.81
Interest received on Loan given to Subsidiary	-	0.43
Repayment of Lease Liability	(39.04)	(41.24)
Interest paid	(163.67)	(159.27)
Net cash flow used in financing activities (C)	(283.97)	(383.78)
Net increase/(decrease) in cash and cash equivalents (A+B+C)	5.76	(95.28)
Effect of exchange differences on cash & cash equivalent held in foreign currency	(0.26)	(0.33)
Cash and cash equivalents at the beginning of the year	245.13	340.74
Cash and cash equivalents at the end of the year	250.63	245.13

Notes :

- The Cash Flow Statement has been prepared using the Indirect Method set out in Ind AS 7- Statement of Cash Flows.
- Payments for acquisition of Property, plant and equipment include movement in capital work-in-progress.

For and on behalf of the Board of Directors

Place : Mumbai
Date : May 10, 2023

**SIGNED FOR IDENTIFICATION
BY**
G.M. Kapadia
**G.M. KAPADIA & CO.
MUMBAI.**

Vijay Aggarwal
**VIJAY AGGARWAL
MANAGING DIRECTOR**

G. M. KAPADIA & CO.

(REGISTERED)

CHARTERED ACCOUNTANTS

1007, RAHEJA CHAMBERS, 213, NARIMAN POINT, MUMBAI 400 021. INDIA

PHONE : (91-22) 6611 6611 FAX : (91-22) 6611 6600

Independent Auditor's Report on Audit of Annual Consolidated Financial Results and Review of Quarterly Consolidated Financial Results of Prism Johnson Limited pursuant to the Regulation 33 and 52 of the Securities and Exchange Board of India (Listing Obligations and Disclosure Requirements) Regulations, 2015

To
The Board of Directors
Prism Johnson Limited
Mumbai

Opinion

We have (a) audited the consolidated financial results for the year ended March 31, 2023 and (b) reviewed the consolidated financial results for the quarter ended March 31, 2023 (refer "Other Matter" section below), which were subject to limited review by us, both included in the accompanying "Statement of Consolidated Results for the Quarter and Year ended March 31, 2023 of **Prism Johnson Limited** (hereinafter referred to as the "the Holding Company") and its subsidiaries (Holding Company and its subsidiaries together referred to as "the Group"), its joint ventures and associates for the quarter and year ended March 31, 2023 ("the Statement"), being submitted by the Holding Company pursuant to the requirement of Regulation 33 and 52 of the Securities and Exchange Board of India (Listing Obligations and Disclosure Requirements) Regulations, 2015, as amended ("the Listing Regulations").

(a) Opinion on Annual Consolidated Financial Results

In our opinion and to the best of our information and according to the explanations given to us, and based on consideration of the reports of other auditors on standalone financial statements / consolidated financial statements and other financial information of subsidiaries, joint ventures and associates referred to in Other Matters section below, the consolidated financial results for the year ended March 31, 2023:

- (i) includes the annual standalone financial results / consolidated financial results, wherever applicable, of the following entities:

S. No.	Name of the Entities
	Subsidiaries (Standalone Financial Statements)
1	Raheja QBE General Insurance Company Limited
2	Sentini Cermica Private Limited
3	Coral Gold Tiles Private Limited




S. No.	Name of the Entities
4	Spectrum Johnson Tiles Private Limited
5	RMC Readymix Porselano (India) Limited
6	Small Johnson Floor Tiles Private Limited
7	Sanskar Ceramics Private Limited
8	H. & R. Johnson (India) TBK Limited
9	TBK Samiyaz Tile Bath Kitchen Private Limited
10	TBK Rangoli Tile Bath Kitchen Private Limited
11	TBK Venkataramiah Tile Bath Kitchen Private Limited
12	TBK Prathap Tile Bath Kitchen Private Limited
13	Antique Marbonite Private Limited
	Joint Ventures (Consolidated Financial Statements)
14	Ardex Endura (India) Private Limited
15	TBK Florance Ceramics Private Limited
	Joint Venture (Standalone Financial Statement)
16	TBK Deepgiri Tile Bath Kitchen Private Limited
	Associates (Standalone Financial Statements)
17	CSE Solar Parks Satna Private Limited
18	Sunspring Solar Private Limited

- (ii) is presented in accordance with the requirements of Regulation 33 and 52 of the Regulations; and
- (iii) gives a true and fair view in conformity with the recognition and measurement principles laid down in the applicable Indian Accounting Standards (“Ind AS”) and other accounting principles generally accepted in India of the consolidated net loss and consolidated other comprehensive income and other financial information of the Group for the year ended March 31, 2023.

(b) Conclusion of unaudited Consolidated Financial Results for the quarter ended March 31, 2023

With respect to the consolidated financial results for the quarter ended March 31, 2023, based on our review conducted and procedures performed as stated in paragraph (b) of *Auditor’s Responsibilities* section below and based on the considerations of the review reports of the other auditors referred to in Other Matters section below, nothing has come to our attention that causes us to believe that the consolidated financial results for the quarter ended March 31, 2023, prepared in accordance with the recognition and



measurement principles laid down in the Indian Accounting Standards and other accounting principles generally accepted in India, has not disclosed the information required to be disclosed in terms of Regulation 33 and 52 of the Listing Regulations, including the manner in which it is to be disclosed, or that it contains any material misstatement.

Basis for Opinion on the Audited Consolidated Financial Results for the year ended March 31, 2023

We conducted our audit in accordance with the Standards on Auditing (“SAs”) specified under section 143(10) of the Companies Act, 2013 (“the Act”). Our responsibilities under SAs are further described in paragraph (a) of *Auditor’s Responsibilities* section of our report. We are independent of the Group, its joint ventures and its associates in accordance with the Code of Ethics issued by the Institute of Chartered Accountants of India (“ICAI”) together with the ethical requirements that are relevant to our audit of the consolidated financial statements for the year ended March 31, 2023 under the provisions of the Act and the Rules thereunder, and we have fulfilled our other ethical responsibilities in accordance with these requirements and the Code of Ethics issued by ICAI. We believe that the audit evidence obtained by us and other auditors in terms of their report referred to in “Other Matters” section below, is sufficient and appropriate to provide a basis for our audit opinion.

Management’s and Board of Director’s Responsibilities for the Statement

This Statement, which is the responsibility of the Holding Company’s Management and approved by the Board of Directors, has been prepared on the basis of the audited consolidated financial statements.

The Holding Company’s Board of Directors is responsible for the preparation and presentation of these consolidated financial results for the quarter and year ended March 31, 2023 that give a true and fair view of the consolidated net loss and consolidated other comprehensive income and other financial information of the Group, its joint ventures and its associates in accordance with the recognition and measurement principles laid down in Ind AS prescribed under section 133 of the Act read with relevant rules issued thereunder and other accounting principles generally accepted in India and in compliance with Regulation 33 and 52 of the Listing Regulations.

The respective Management and Board of Directors of the companies included in the Group and of its joint ventures and associates are responsible for maintenance of adequate accounting records in accordance with the provisions of the Act for safeguarding of the assets of the Group and of its joint ventures and associates and for preventing and detecting frauds and other irregularities; selection and application of appropriate accounting policies; making judgments and estimates that are reasonable and prudent; and the design, implementation and maintenance of adequate internal financial controls, that were operating effectively for ensuring the accuracy and completeness of



the accounting records, relevant to the preparation and presentation of the respective financial results that give a true and fair view and are free from material misstatement, whether due to fraud or error, which have been used for the purpose of preparation of the Statement by the Management and Directors of the Holding Company, as aforesaid.

In preparing the Statement, the respective Management and Board of Directors of the companies included in the Group and of its joint ventures and associates are responsible for assessing the ability of the Group and of its joint ventures and associates to continue as a going concern, disclosing, as applicable, matters related to going concern and using the going concern basis of accounting unless the Board of Directors either intends to liquidate the Group or to cease operations, or has no realistic alternative but to do so. The respective Board of Directors of the companies included in the Group and of its joint ventures and associates are responsible for overseeing the financial reporting process of the Group and of its joint ventures and associates.


Auditor's Responsibilities for the Statement

(a) Audit of the Consolidated Financial Results for the year ended March 31, 2023

Our objectives are to obtain reasonable assurance about whether the consolidated financial results for the year ended March 31, 2023 as a whole are free from material misstatement, whether due to fraud or error, and to issue an auditor's report that includes our opinion. Reasonable assurance is a high level of assurance, but is not a guarantee that an audit conducted in accordance with SAs will always detect a material misstatement when it exists. Misstatements can arise from fraud or error and are considered material if, individually or in the aggregate, they could reasonably be expected to influence the economic decisions of users taken on the basis of these consolidated financial results.

As part of an audit in accordance with SAs, we exercise professional judgment and maintain professional skepticism throughout the audit. We also:

- Identify and assess the risks of material misstatement of the annual consolidated financial results, whether due to fraud or error, design and perform audit procedures responsive to those risks, and obtain audit evidence that is sufficient and appropriate to provide a basis for our opinion. The risk of not detecting a material misstatement resulting from fraud is higher than for one resulting from error, as fraud may involve collusion, forgery, intentional omissions, misrepresentations, or the override of internal control.
- Obtain an understanding of internal control relevant to the audit in order to design audit procedures that are appropriate in the circumstances. Under section 143(3)(i) of the Act, we are also responsible for expressing our opinion through a separate report the



complete set of consolidated financial statements on whether the Group, its joint ventures and its associates has adequate internal financial controls with reference to consolidated financial statements in place and the operating effectiveness of such controls.

- Evaluate the appropriateness of accounting policies used and the reasonableness of accounting estimates and related disclosures made by the Board of Directors.
- Conclude on the appropriateness of the Board of Director's use of the going concern basis of accounting and, based on the audit evidence obtained, whether a material uncertainty exists related to events or conditions that may cast significant doubt on the ability of the Group, its joint ventures and its associates to continue as a going concern. If we conclude that a material uncertainty exists, we are required to draw attention in our auditor's report to the related disclosures in the annual consolidated financial results or, if such disclosures are inadequate, to modify our opinion. Our conclusions are based on the audit evidence obtained up to the date of our auditor's report. However, future events or conditions may cause the Group, its joint ventures and its associates to cease to continue as a going concern.
- Evaluate the overall presentation, structure and content of the annual consolidated financial results, including the disclosures, and whether the annual consolidated financial results represent the underlying transactions and events in a manner that achieves fair presentation.
- Obtain sufficient appropriate audit evidence regarding the annual consolidated financial results and other financial information of the Group, its joint ventures and associates to express an opinion on the annual consolidated financial results. We are responsible for the direction, supervision and performance of the audit of financial information of such entities included in the annual consolidated financial results of which we are the independent auditors. For the other entities which have been audited by other auditors, such other auditors remain responsible for the direction, supervision and performance of the audits carried out by them. We remain solely responsible for our audit opinion.

We communicate with those charged with governance regarding, among other matters, the planned scope and timing of the audit and significant audit findings, including any significant deficiencies in internal control that we identify during our audit.

We also provide those charged with governance with a statement that we have complied with relevant ethical requirements regarding independence, and to communicate with them



all relationships and other matters that may reasonably be thought to bear on our independence, and where applicable, related safeguards.

We also performed procedures in accordance with the circular issued by the SEBI under Regulation 33(8) of the Listing Regulations, to the extent applicable.

(b) Review of the Consolidated Financial Results for the quarter ended March 31, 2023

We Conducted our review of the consolidated financial results for the quarter ended March 31, 2023 in accordance with the Standard on Review Engagements (“SRE”) 2410 ‘Review of Interim Financial Information Performed by the Independent Auditor of the Entity’, issued by the ICAI. A review of interim financial information consists of making inquiries, primarily of the Company’s personnel responsible for financial and accounting matters, and applying analytical and other review procedures. A review is substantially less in scope than an audit conducted in accordance with SAs specified under section 143(10) of the Act and consequently does not enable us to obtain assurance that we would become aware of all significant matters that might be identified in an audit. Accordingly, we do not express an audit opinion

Other Matters

- (i) The Statement includes (a) the audited standalone financial results of thirteen subsidiaries, whose standalone financial results reflect total assets of ₹1,897.05 crore as at March 31, 2023, total revenues of ₹396.45 crore and ₹1,485.27 crore, total net (loss) after tax of ₹(4.52) crore and ₹(108.28) crore, total comprehensive income of ₹(0.96) crore and ₹(123.16) crore for the quarter and year ended March 31, 2023 respectively and cash inflows (net) of ₹4.97 crore for the year ended March 31, 2023, as considered in the Statement, (b) the audited consolidated financial results of two joint ventures, whose consolidated financial results include the Group’s share of total net profit after tax of ₹3.48 crore and ₹11.48 crore and total comprehensive income of ₹3.53 crore and ₹11.53 crore for the quarter and year ended March 31, 2023 respectively, as considered in the Statement; (c) the audited standalone financial results of one joint venture, whose standalone financial results include the Group’s share of total net profit / (loss) after tax of ₹(0.22) crore and ₹0.26 crore and total comprehensive income of ₹(0.22) crore and ₹0.26 crore for the quarter and year ended March 31, 2023 respectively, as considered in the Statement and (d) the audited standalone financial results of two associates, whose standalone financial results include the Group’s share of total net (loss) after tax of ₹0.50 crore and ₹ (2.17) crore and total comprehensive income of ₹0.50 crore and ₹(2.17) crore for the quarter and year ended March 31, 2023, as considered in the Statement.

These financial results and other financial information have been audited / reviewed by their respective independent auditors whose reports have been furnished to us by the Management



of the Company and our opinion / conclusion on the Statement, in so far as it relates to the amounts and disclosures included in respect of these subsidiaries, joint ventures and associates, is based solely on the reports of such auditors and the procedures performed by us are as stated in paragraph above.

- (ii) The Statement includes the results for the quarter ended March 31, 2023 and March 31, 2022 being the balancing figure between the respective audited figures in respect of the full financial year and the published unaudited year to date figures up to the third quarter of the respective financial year which were subject to limited review by us.
- (iii) Our report on the Statement is not modified in respect of the above matters with respect to our reliance on the work done and the reports of the other auditors.

For G. M. Kapadia & Co.
Chartered Accountants
Firm Registration No. 104767W



Rajen Ashar

Place: Delhi
Dated this 10th day of May, 2023

Rajen Ashar
Partner
Membership No. 048243
UDIN: 23048243BGXPSF7038

PRISM JOHNSON LIMITED

CIN : L26942TG1992PLC014033

Registered Office : 305, Laxmi Niwas Apartments, Ameerpet, Hyderabad - 500 016

Phone : +91-40-23400218 ; Fax : +91-40-23402249 ; e-mail : investor@prismjohnson.in ; website : www.prismjohnson.in

Corporate Office : 'Rahejas', Main Avenue, V. P. Road, Santacruz (West), Mumbai - 400 054

STATEMENT OF CONSOLIDATED FINANCIAL RESULTS FOR THE QUARTER AND YEAR ENDED MARCH 31, 2023

₹ Crores

Sr. No.	Particulars	Quarter ended			Year ended	
		March 31, 2023 Unaudited	Dec. 31, 2022 Unaudited	March 31, 2022 Unaudited	March 31, 2023 Audited	March 31, 2022 Audited
1	Revenue from Operations :					
(a)	Net Sales	2,056.43	1,738.68	1,789.85	7,209.54	6,129.16
(b)	Other Operating Income	55.30	35.62	64.12	150.98	177.26
2	Other Income	9.66	12.64	12.77	34.47	39.57
3	Total Income	2,121.39	1,786.94	1,866.74	7,394.99	6,345.99
4	Expenses :					
(a)	Cost of materials consumed	503.70	451.23	506.06	1,897.00	1,755.38
(b)	Purchases of stock-in-trade	157.54	121.76	129.76	505.18	412.08
(c)	Changes in inventories	88.12	3.85	(27.93)	0.25	(95.30)
(d)	Power and fuel	430.05	389.24	404.15	1,664.11	1,177.81
(e)	Freight outward	253.45	192.63	192.07	817.30	664.10
(f)	Other manufacturing expenses	104.32	110.42	84.15	397.92	345.59
(g)	Employee benefits expense	162.67	167.95	156.25	665.81	615.23
(h)	Finance costs	49.64	49.42	43.07	185.84	185.14
(i)	Depreciation, amortisation and impairment expense	104.54	101.34	94.05	390.06	309.65
(j)	Other expenses	264.69	277.08	271.68	1,052.12	908.24
5	Total Expenses	2,118.72	1,864.92	1,853.31	7,575.59	6,277.92
6	Profit/(Loss) before Share in Profit of Associates & Joint Ventures, Exceptional items & Tax	2.67	(77.98)	13.43	(180.60)	68.07
7	Share of Profit/(Loss) of Associates & Joint Ventures accounted by using the equity method	3.82	0.99	3.46	9.65	6.87
8	Exceptional Items :					
	Retrenchment/VRS cost at Plants of HRJ Division	-	-	-	-	1.88
	Incremental Stamp Duty levied on amalgamation	-	-	-	6.84	-
	Loss/(Gain) on sale of Land/Building	-	-	(10.87)	-	(10.87)
9	Profit/(Loss) before Tax	6.49	(76.99)	27.76	(177.79)	83.93
10	Tax expenses :					
	Current Tax	1.26	0.95	1.43	3.74	3.84
	Adjustment of tax relating to earlier periods	(4.31)	-	(1.39)	(4.31)	(1.39)
	Deferred Tax	5.29	(14.59)	7.87	(19.49)	37.53
11	Net Profit/(Loss) for the period after Tax	4.25	(63.35)	19.85	(157.73)	43.95
	Non-controlling Interest (on net profit/(loss) for the period)	(2.65)	(10.04)	(9.75)	(54.50)	(47.82)
	Net Profit/(Loss) after tax and Non-controlling Interest (net of tax)	6.90	(53.31)	29.60	(103.23)	91.77
12	Other Comprehensive Income (net of tax)					
	Items that will not be re-classified to Profit/(Loss)	(3.44)	1.24	(2.09)	(3.20)	(3.24)
	Items that will be re-classified to Profit/(Loss)	(3.18)	(0.24)	(5.48)	(21.78)	(8.34)
	Other Comprehensive Income/(Loss) for the period	(6.62)	1.00	(7.57)	(24.98)	(11.58)
	Non-controlling Interest (Other Comprehensive Income)	(0.99)	(0.05)	(2.59)	(9.99)	(3.95)
	Other Comprehensive Income after Non-controlling Interest (net of tax)	(5.63)	1.05	(4.98)	(14.99)	(7.63)
13	Total Comprehensive Income for the period comprising Profit/(Loss) and Other Comprehensive Income for the period	(2.37)	(62.35)	12.28	(182.71)	32.37
	Total Non-controlling Interest	(3.64)	(10.09)	(12.34)	(64.49)	(51.77)
	Total Comprehensive Income for the period after Non-controlling Interest comprising Profit/(Loss) and Other Comprehensive Income/(Loss) for the period	1.27	(52.26)	24.62	(118.22)	84.14
14	Paid-up Equity Share Capital (Face value ₹ 10/- per share)	503.36	503.36	503.36	503.36	503.36
15	Other Equity				703.33	819.65
16	Earning Per Share - (Basic, diluted and not annualised) (₹)	0.14	-1.06	0.59	-2.05	1.82

↳

4

Notes :

- The above financial results have been reviewed by the Audit Committee and approved by the Board of Directors at their respective meetings held on May 10, 2023.
- Additional disclosures as per clause 52(4) of Securities and Exchange Board of India (Listing Obligations and Disclosure Requirements) Regulations 2015 :

Sr. No.	Particulars	Quarter ended			Year ended	
		March 31, 2023 Unaudited	Dec. 31, 2022 Unaudited	March 31, 2022 Unaudited	March 31, 2023 Audited	March 31, 2022 Audited
i	Outstanding Debt (₹ Crores)	1,467.65	1,712.39	1,560.26	1,467.65	1,560.26
ii	Net Worth (₹ Crores)	1,206.69	1,205.42	1,323.01	1,206.69	1,323.01
iii	Capital Redemption Reserve (₹ Crores)	12.69	12.69	12.69	12.69	12.69
iv	Debt Service Coverage Ratio (times) {Net profit after tax + Depreciation and amortisations + Interest + loss on sale of fixed assets / (Interest + Lease payments + Principal repayment of long term loans)}	1.98	1.06	2.68	0.99	1.69
v	Interest Service Coverage Ratio (times) (Profit before Depreciation, Interest and Tax / Interest)	3.49	1.63	4.21	2.33	3.45
vi	Debt - Equity Ratio (times) (Total Debt / Equity)	1.22	1.42	1.18	1.22	1.18
vii	Current Ratio (times) (Current Assets / Current Liabilities excluding current borrowings)	0.83	0.91	0.94	0.83	0.94
viii	Long term debt to Working Capital (times) {(Non-current Borrowings + Current maturities of long term debt) / Net working capital excluding current borrowings}	-2.95	-6.02	-9.07	-2.95	-9.07
ix	Bad debts to Account Receivable Ratio (%) (Bad debts / Average Trade receivables)	0.66%	0.10%	1.12%	0.93%	8.93%
x	Current Liability Ratio (%) (Current Liabilities excluding current borrowings / Total liabilities)	53.43%	49.39%	49.22%	53.43%	49.22%
xi	Total Debts to Total Assets Ratio (%) {(Short Term Debt + Long Term Debt) / Total assets}	22.39%	25.97%	24.16%	22.39%	24.16%
xii	Debtors Turnover (times) (Sales of products and services / Average Trade receivables) - annualised	10.53	9.30	9.82	9.54	8.17
xiii	Inventory Turnover (times) (Sales of products and services / Average inventory) - annualised	22.20	16.70	22.90	22.07	21.96
xiv	Operating Margin (%) (Profit before Depreciation, Interest, Tax and Exceptional item less Other income / Sales of products and services)	7.16%	3.46%	7.70%	5.00%	8.54%
xv	Net Profit Margin (%) (Profit after Tax / Sales of Products and services)	0.21%	-3.64%	1.11%	-2.19%	0.72%

- Figures of the previous periods have been regrouped wherever necessary. The figures for the quarter ended 31st March are the balancing figures between audited figures in respect of the full financial year and the published year to date figures upto 31st December.

SIGNED FOR IDENTIFICATION
BY
G.M. Kapadia
G.M. KAPADIA & CO.
MUMBAI.

For and on behalf of the Board of Directors

Vijay Aggarwal

VIJAY AGGARWAL
MANAGING DIRECTOR

Place : Mumbai
Date : May 10, 2023

PRISM JOHNSON LIMITED

CIN : L26942TG1992PLC014033

Registered Office : 305, Laxmi Niwas Apartments, Ameerpet, Hyderabad - 500 016

Phone : +91-40-23400218 ; Fax : +91-40-23402249 ; e-mail : investor@prismjohnson.in ; website : www.prismjohnson.in

Corporate Office : 'Rahejas', Main Avenue, V. P. Road, Santacruz (West), Mumbai - 400 054

CONSOLIDATED SEGMENT INFORMATION FOR THE QUARTER AND YEAR ENDED MARCH 31, 2023

₹ Crores

Sr. No.	Particulars	Quarter ended			Year ended	
		March 31, 2023 Unaudited	Dec. 31, 2022 Unaudited	March 31, 2022 Unaudited	March 31, 2023 Audited	March 31, 2022 Audited
1	Segment Revenue					
	a) Cement	938.06	700.39	680.15	3,029.98	2,407.60
	b) HRJ	657.59	589.30	688.51	2,399.01	2,221.41
	c) RMC	369.93	343.23	353.04	1,401.30	1,197.46
	d) Insurance	150.22	144.15	139.45	540.16	503.76
	Total	2,115.80	1,777.07	1,861.15	7,370.45	6,330.23
	Less : Inter Segment Revenue	4.07	2.77	7.18	9.93	23.81
	Total Revenue from operations	2,111.73	1,774.30	1,853.97	7,360.52	6,306.42
2	Segment Results					
	a) Cement	28.29	(18.48)	19.57	48.55	219.78
	b) HRJ	19.29	8.44	54.73	58.17	125.94
	c) RMC	3.75	(8.06)	2.66	(31.40)	(18.29)
	d) Insurance	(2.03)	(11.84)	(8.67)	(46.31)	(48.67)
	Total	49.30	(29.94)	68.29	29.01	278.76
	Less : (i) Finance costs	49.64	49.42	43.07	185.84	185.14
	(ii) Other Un-allocable expenditure net of un-allocable income	(9.48)	(12.41)	(12.29)	(33.54)	(38.13)
	Total Profit/(Loss) before Tax	9.14	(66.95)	37.51	(123.29)	131.75
		As at	As at	As at	As at	As at
		March 31, 2023	Dec. 31, 2022	March 31, 2022	March 31, 2023	March 31, 2022
		Unaudited	Unaudited	Unaudited	Audited	Audited
3	Segment Assets					
	a) Cement	2,873.18	3,030.04	2,954.49	2,873.18	2,954.49
	b) HRJ	1,792.94	1,716.33	1,693.83	1,792.94	1,693.83
	c) RMC	518.72	518.54	495.57	518.72	495.57
	d) Insurance	1,076.50	1,107.31	1,016.64	1,076.50	1,016.64
	e) Unallocated	294.71	221.08	303.08	294.71	303.08
	Total	6,556.05	6,593.30	6,463.61	6,556.05	6,463.61
4	Segment Liabilities					
	a) Cement	1,539.57	1,382.19	1,303.28	1,539.57	1,303.28
	b) HRJ	899.48	813.25	910.49	899.48	910.49
	c) RMC	370.15	378.93	342.17	370.15	342.17
	d) Insurance	992.16	1,025.37	925.77	992.16	925.77
	e) Unallocated	1,548.00	1,788.14	1,658.89	1,548.00	1,658.89
	Total	5,349.36	5,387.88	5,140.60	5,349.36	5,140.60
5	Capital Employed					
	a) Cement	1,333.61	1,647.85	1,651.21	1,333.61	1,651.21
	b) HRJ	893.46	903.08	783.34	893.46	783.34
	c) RMC	148.57	139.61	153.40	148.57	153.40
	d) Insurance	84.34	81.94	90.87	84.34	90.87
	e) Unallocated	(1,253.29)	(1,567.06)	(1,355.81)	(1,253.29)	(1,355.81)
	Total	1,206.69	1,205.42	1,323.01	1,206.69	1,323.01

Notes :

- The operating segments identified are a) Cement b) HRJ c) RMC - Ready mixed Concrete and d) Insurance. Segment revenue, segment expenses, segment assets and segment liabilities have been identified to segments on the basis of their relationship to the operating activities of the segment. Revenue, expenses, assets and liabilities, which relate to the Company as a whole and are not allocable to segments on reasonable basis have been included under "Unallocated revenue / expenses / assets / liabilities".
- Figures of the previous period have been regrouped wherever necessary.

For and on behalf of the Board of Directors

Place : Mumbai
Date : May 10, 2023

SIGNED FOR IDENTIFICATION
BY
G.M. Kapadia
G.M. KAPADIA & CO.
MUMBAI.

Vijay Aggarwal
VIJAY AGGARWAL
MANAGING DIRECTOR

PRISM JOHNSON LIMITED

CIN : L26942TG1992PLCO14033

Registered Office : 305, Laxmi Niwas Apartments, Ameerpet, Hyderabad - 500 016

Phone : +91-40-23400218 ; Fax : +91-40-23402249 ; e-mail : investor@prismjohnson.in ; website : www.prismjohnson.in

Corporate Office : 'Rahejas', Main Avenue, V. P. Road, Santacruz (West), Mumbai - 400 054

STATEMENT OF CONSOLIDATED ASSETS & LIABILITIES AS AT MARCH 31, 2023

₹ Crores

Sr. No.	Particulars	Audited as at	
		March 31, 2023	March 31, 2022
A	ASSETS		
1	Non-current Assets :		
(a)	Property, Plant and Equipment	2,713.42	2,728.61
(b)	Right of Use Assets	175.33	178.22
(c)	Capital work-in-progress	239.97	204.10
(d)	Goodwill	21.41	22.73
(e)	Other Intangible assets	37.30	40.67
(f)	Intangible assets under development	-	0.03
(g)	Investment accounted using the Equity Method	89.83	80.14
(h)	Financial Assets		
(i)	Investments	737.00	716.84
(ii)	Loans	0.44	0.68
(iii)	Others	146.68	129.81
(i)	Deferred Tax Assets (net)	9.16	9.15
(j)	Other non-current assets	119.55	106.51
		4,290.09	4,217.49
2	Current Assets :		
(a)	Inventories	747.58	804.86
(b)	Financial Assets		
(i)	Investments	83.85	37.19
(ii)	Trade receivables	694.71	623.80
(iii)	Cash and cash equivalents	262.27	257.05
(iv)	Bank balances other than (iii) above	64.40	117.05
(v)	Loans	0.78	1.29
(vi)	Others	25.58	36.23
(c)	Current Tax Assets (net)	34.45	43.94
(d)	Other current assets	350.94	317.53
(e)	Non-current assets classified as held for sale	1.40	0.59
		2,265.96	2,239.53
	Total Assets	6,556.05	6,457.02
B	EQUITY AND LIABILITIES		
1	Equity :		
(a)	Equity Share Capital	503.36	503.36
(b)	Other Equity	703.33	819.65
	Equity attributable to owners of the Holding Company	1,206.69	1,323.01
(c)	Non-controlling Interest	256.07	272.53
2	Liabilities :		
I	Non-current Liabilities :		
(a)	Financial Liabilities		
(i)	Borrowings	957.69	1,177.01
(ii)	Lease liabilities	163.97	157.41
(iii)	Trade payables		
	Total outstanding dues of Micro Enterprises & Small Enterprises	-	-
	Total outstanding dues of Creditors other than Micro Enterprises & Small Enterprises	18.11	12.80
(iv)	Other financial liabilities	299.55	309.59
(b)	Provisions	41.92	34.43
(c)	Deferred tax liabilities (net)	79.24	98.29
(d)	Other non-current liabilities	279.13	269.76
		1,839.61	2,059.29
II	Current Liabilities :		
(a)	Financial Liabilities		
(i)	Borrowings	509.87	382.91
(ii)	Lease liabilities	22.61	26.69
(iii)	Trade payables		
	Total outstanding dues of Micro Enterprises & Small Enterprises	140.27	111.06
	Total outstanding dues of Creditors other than Micro Enterprises & Small Enterprises	1,175.12	1,026.87
(iv)	Other financial liabilities	455.82	422.76
(b)	Current Tax liabilities (net)	1.11	0.34
(c)	Provisions	106.82	101.54
(d)	Other current liabilities	842.06	730.02
		3,253.68	2,802.19
	Total Equity and Liabilities	6,556.05	6,457.02

Note : Figures of the previous year have been regrouped wherever necessary.

For and on behalf of the Board of Directors

Place : Mumbai
Date : May 10, 2023

SIGNED FOR IDENTIFICATION
BY
Raksh
G.M. KAPADIA & CO.
MUMBAI.

[Signature]
VIJAY AGGARWAL
MANAGING DIRECTOR

PRISM JOHNSON LIMITED

CIN : L26942TG1992PLC014033

Registered Office : 305, Laxmi Niwas Apartments, Ameerpet, Hyderabad - 500 016

Phone : +91-40-23400218 ; Fax : +91-40-23402249 ; e-mail : investor@prismjohnson.in ; website : www.prismjohnson.in

Corporate Office : 'Rahejas', Main Avenue, V. P. Road, Santacruz (West), Mumbai - 400 054


CONSOLIDATED STATEMENT OF CASH FLOW FOR THE YEAR ENDED MARCH 31, 2023

₹ Crores

Particulars	Audited year ended	
	March 31, 2023	March 31, 2022
CASH FLOW FROM OPERATING ACTIVITIES		
Profit/(Loss) before tax	(177.79)	83.93
Non-cash Adjustment to Profit/(Loss) before tax :		
Share of (Profit)/Loss of Joint Ventures and Associates	(9.65)	(6.87)
Depreciation, amortisation and impairment expense	390.06	309.65
Impairment on trade receivables	(1.01)	(52.82)
Impairment/write-off of non-current assets	(0.38)	(0.86)
Finance costs	182.10	178.21
Amortisation of processing fees	3.08	6.51
Bad debts written off	7.06	67.05
Unwinding of interest and discounts	(0.37)	(0.25)
(Gain)/Loss on disposal of Property, plant and equipment	2.30	(4.00)
(Gain)/Loss on disposal of investments	(2.48)	(0.29)
Dividend and interest income	(65.46)	(61.29)
Balances written back	(10.33)	(8.39)
Exchange differences (net)	15.64	(0.04)
Impairment on financial assets	-	(0.31)
Loss on shortage of inventories	3.10	-
Other non-cash Items	1.01	0.32
Operating profit before change in operating assets and liabilities	336.88	510.55
Change in operating assets and liabilities :		
Decrease/(increase) in trade receivables	(75.93)	(6.61)
Decrease/(increase) in inventories	54.18	(224.36)
Increase/(decrease) in trade payables	186.71	200.49
Decrease/(increase) in other financial assets	(10.36)	(1.24)
Decrease/(increase) in loans	0.75	(1.45)
Decrease/(increase) in other non-current and current assets	(34.20)	(82.42)
Increase/(decrease) in provisions	25.22	30.11
Increase/(decrease) in other current and non-current financial liabilities	5.63	0.76
Increase/(decrease) in other current and non-current liabilities	92.15	135.06
Cash generated from operations	581.03	560.89
Direct taxes paid (net of refunds)	(10.83)	(11.82)
Net cash flow from operating activities (A)	591.86	572.71
CASH FLOW FROM INVESTING ACTIVITIES		
Payments for acquisition of Property, plant and equipment	(369.10)	(367.69)
Payments for purchase of investments	(532.46)	(666.16)
Proceeds from sale of investments	493.10	536.28
Proceeds from disposal of Property, plant and equipment	18.13	16.04
Investment in Fixed deposit (net)	(0.66)	92.46
Disposal of Subsidiary (net)	-	(0.07)
Interest received	71.40	68.98
Net cash flow used in investing activities (B)	(319.59)	(320.16)
CASH FLOWS FROM FINANCING ACTIVITIES		
Proceeds from Issue of Share Capital to Non-controlling Interest	48.03	41.66
Proceeds from borrowings	222.05	397.26
Repayment of long term borrowings	(267.86)	(623.43)
Movement in short term borrowings (net)	(45.70)	58.72
Repayment of loan given to others	-	1.68
Repayment of Lease Liability	(41.68)	(43.38)
Share issue expenses	(0.25)	(0.25)
Interest paid	(181.38)	(173.80)
Net cash flow used in financing activities (C)	(266.79)	(341.54)
Net increase/(decrease) in cash and cash equivalents (A+B+C)	5.48	(88.99)
Effect of exchange differences on cash and cash equivalent held in foreign currency	(0.26)	(0.33)
Cash and cash equivalents at the beginning of the year	257.05	346.37
Cash and cash equivalents at the end of the year	262.27	257.05

Notes :

- The Cash Flow Statement has been prepared using the Indirect Method set out in Ind AS 7- Statement of Cash Flows.
- Payments for acquisition of Property, plant and equipment include movement in capital work-in-progress.

SIGNED FOR IDENTIFICATION
BY

G.M. KAPADIA & CO.
MUMBAI.

Place : Mumbai
Date : May 10, 2023

For and on behalf of the Board of Directors



VIJAY AGGARWAL
MANAGING DIRECTOR