



**HCP Plastene**  
Bulkpack Limited

**Date: 07<sup>th</sup> September, 2024**

To,  
**BSE Limited**  
25<sup>th</sup> Floor, P.J. Towers, Dalal Street,  
Fort, Mumbai-400001

**Scrip Code: 526717**

**Subject: Submission of Annual Report for the Financial Year 2023-24 along with Notice of 40<sup>th</sup> Annual General Meeting.**

Dear Sir/Madam,

Pursuant to Regulation 34(1) of the Securities and Exchange Board of India (Listing Obligations and Disclosure Requirements) Regulations, 2015, we hereby enclose copies of Annual Report for the Financial Year 2023-24 along with Notice of 40<sup>th</sup> Annual General Meeting of the Company.

Kindly acknowledge the receipt of the same and take the above on record.

Thanking You,

Yours Faithfully,

**For HCP Plastene Bulkpack Limited**

**Anil Goyal**  
**Director**  
**DIN: 03071035**

**Encl.: As above**



# NEW APPROACH NEW HORIZONS

ANNUAL  
REPORT 23-24



CONTENT	
NEW APPROACH NEW HORIZONS	01
CHAIRMAN'S STATEMENT	02
ABOUT US	06
PRODUCT BASKET	08
CONNECTED TO THE EARTH	10
KEY PERFORMANCE INDICATORS	11
OUR ESTEEMED BOARD	12

BOARD'S REPORT	14
CORPORATE GOVERNANCE REPORT	35
MANAGEMENT DISCUSSION & ANALYSIS	57
STANDALONE INDEPENDENT AUDITOR'S REPORT	60
STANDALONE BALANCE SHEET	70
STANDALONE STATEMENT OF PROFIT & LOSS	71
STANDALONE CASH FLOW STATEMENT	72
STANDALONE STATEMENT OF CHANGES IN EQUITY	73
STANDALONE NOTES TO THE FINANCIAL STATEMENTS	75
CONSOLIDATED INDEPENDENT AUDITOR'S REPORT	117
CONSOLIDATED BALANCE SHEET	124
CONSOLIDATED STATEMENT OF PROFIT & LOSS	125
CONSOLIDATED CASH FLOW STATEMENT	126
CONSOLIDATED STATEMENT OF CHANGES IN EQUITY	127
CONSOLIDATED NOTES TO THE FINANCIAL STATEMENTS	129
NOTICE	181



IN THE EVER-EVOLVING LANDSCAPE OF THE PACKAGING INDUSTRY, FEW STORIES ARE AS INSPIRING AS THAT OF HCP PLASTENE BULKPACK LIMITED.

ONCE FACING THE WEIGHT OF FINANCIAL LOSSES,

THE COMPANY IS NOW JOURNEYING TO NEW HEIGHTS, EMBODYING THE SPIRIT OF RESILIENCE AND INNOVATION.

THIS TRANSFORMATION IS NOT JUST A COMEBACK- IT'S A BOLD LEAP INTO THE FUTURE, DRIVEN BY OUR COMMITMENT TO A **NEW APPROACH** MOVING TOWARDS **NEW HORIZONS.**




AT THE HEART OF THIS INCREDIBLE TURNAROUND IS OUR UNWAVERING BELIEF THAT CHALLENGES ARE SIMPLY OPPORTUNITIES IN DISGUISE.

WITH RENEWED VIGOUR AND A STRATEGIC SHIFT IN OUR BUSINESS PRACTICES,

HPBL HAS NAVIGATED THE TURBULENT WATERS, EMERGING STRONGER, MORE FOCUSED, AND MORE PROFITABLE THAN EVER BEFORE.





“EACH STEP YOU TAKE  
REVEALS A  
NEW HORIZON.  
YOU HAVE TAKEN THE  
FIRST STEP TODAY.”

-DAN POYNTER



CHAIRMAN'S STATEMENT

THE QUOTE ON THE PREVIOUS PAGE ALWAYS REMINDS ME THAT EVERY ACTION, NO MATTER HOW SMALL, CAN LEAD TO SIGNIFICANT DISCOVERIES AND OPPORTUNITIES. IT ENCOURAGES US TO EMBRACE THE JOURNEY AND SEE EACH STEP AS A STEPPING STONE TOWARDS A BROADER AND MORE FULFILLING JOURNEY.



DEAR  
**SHAREHOLDERS,**

I hope this letter finds you and your family well. It is with great satisfaction that I write to you today as we conclude another year filled with accomplishments and challenges.

Reflecting on the past fiscal year, I am pleased to report that our company has successfully navigated a challenging and dynamic business environment with resilience and dedication. Our topline remained stable, and we halved our net loss compared to the previous year. It is also important to recognise the many areas in which we have excelled and strengthened our foundation for future growth.





Our steadfast commitment to operational excellence has enabled us to maintain our market position despite external pressures. We have continued to deliver value to our customers through our products and services, reinforcing our reputation as a trusted leader in our industry. Our teams have demonstrated exceptional agility and perseverance, ensuring we remain well-positioned to capitalise on opportunities as market conditions evolve.

### Industry Challenges & Seizing Opportunities

Despite ongoing industry challenges such as supply chain disruptions, fluctuating raw material prices, and tightening environmental regulations, the Company has demonstrated remarkable resilience. Through strategic cost-cutting initiatives, efficiency improvements, and adopting sustainable practices, we are well-positioned to overcome these hurdles and capitalise on the opportunities they present.

### Global economic recovery and India's rising influence

The global economic recovery, driven by stabilising international markets and consistent central bank policies, has boosted consumer and business confidence. India's emergence as a reliable partner in the global supply chain has further enhanced its reputation. The country's manufacturing capabilities and strategic location have made it a preferred sourcing destination, contributing to its growing influence in the global market.

Further, India's future appears bright under the leadership of the NDA 3.0 administration. The government's commitment to a "Viksit Bharat" is evident in the Union Budget, which prioritises inclusive growth while maintaining macroeconomic stability. These policies are poised to drive India's progress and create new opportunities for businesses like ours. With the government's strong push for domestic manufacturing and its efforts to expand India's global trade reach the demand for high-quality, sustainable packaging solutions is set to skyrocket. As India's population continues to grow and its economy thrives, we are well-positioned to capitalise on the increasing need for innovative packaging solutions that meet both domestic and international standards.

### Way ahead

Looking ahead, we are confident and optimistic about the Company's prospects as we embark on a journey toward new horizons. Our strategic initiatives, designed with a forward-thinking and innovative approach, align perfectly with the emerging favourable market conditions. This combination not only positions us for continued growth but also enhances our capacity to achieve sustained profitability.



In conclusion, the path ahead is filled with promise, and with our strategic vision and new approach, we are poised to reach new heights, ensuring long-term success and profitability for the company.

I would like to express my sincere gratitude to our valued customers, suppliers, and business partners for their continued support. Your trust and confidence in HPBL is invaluable.

Warm regards,  
**ANIL GOYAL**  
Chairman





# ABOUT US

The flagship of the Plastene Group of Companies, HCP Plastene Bulkpack Limited (HPBL), develops and delivers diverse packaging solutions to domestic and international clients.

Headquartered in Ahmedabad, Gujarat, the Company has two manufacturing facilities in Ahmedabad that manufacture a wide array of products catering to diverse user sectors.

Spearheaded by Mr. Prakash Parekh, the Company's day-to-day operations are managed by a team of experienced and energetic professionals whose unwavering dedication has made the company a dominant player in its business space.



## VISION

To become one of the world's leading and respected packaging manufacturing companies.



## MISSION

To develop an outstanding organisation and manufacture profitable & quality products to meet our customer's requirements. This will be achieved by creating mutually beneficial relationships between our customers, vendors, bankers, employees, shareholders and society at large.



1.5<sup>Mn</sup>

FIBCs produced per month

100<sup>+</sup>

Customers Served

50<sup>+</sup>

Countries

60<sup>km</sup>

Proximity from Mundra Sea Port

Financials

4,681.43

Total income  
(₹ Lakh)

254.02

EBITDA  
(₹ Lakh)

(276.38)

PAT  
(₹ Lakh)

NUMBERS THAT  
DEFINE US

# PRODUCT BASKET



## FIBC bags

Flexible Intermediate Bulk Containers (FIBC), Bulk Bags, Jumbo Bags or Big Bags are dimension-standardised containers to store, transport and handle dry, granular products and/or slurry material.

## FIBC liners

In some applications, FIBCs must be coupled with liners, extruded on a blow film plant and heat sealed to give a specific shape. Adding a liner enhances the anti-seepage, oxygen barrier, moisture barrier, chemical resistance, anti-static, and strength properties of an FIBC. They can be loosely inserted, glued or stitched into the bag's seams. HPBL produces all liners in a five-layer co-extrusion plant shaped by a fully automated Gunter machine from Germany.

## Small bags

HPBL has a wide range of Woven Bags offerings. The company offers high-quality PP/HDPE woven bags and sacks high in strength and durability. Their attributes differ according to the application and the client's requirements. Properties such as strength, water resistance, lightweight, and cost-effectiveness have made this product popular with customers. Further, it can have a variety of end users and can also be recycled after cleaning. The Woven Fabric production process is subjected to rigorous quality control procedures. HPBL offers their customers products that are superior in technical parameters and with minimum defects. Polypropylene fabric consists of hydrophobic substances which restrict the possibility of moisture entering the fabric, and further, it extracts the moisture vapour away from the skin.



### Woven fabrics

Woven fabric is any textile formed by weaving. Woven fabrics are often woven on a loom and woven of many threads on a warp and weft. Technically, a woven fabric is made by interlacing two or more threads at right angles. Woven fabrics are generally more durable. The woven fabric only stretches diagonally on the bias directions (between the warp and weft directions) unless the threads used are elastic. The woven cloth usually frays at the edges unless techniques are used to counter it, such as pinking shears or hemming.




### Technical textiles

Polypropylene woven geotextile offers filtration, soil stabilisation, separation and reinforcement application, making them crucial for the construction industry. HPBL offers a wide range of PP-woven geotextiles with dimensional stability, microbiological resistance, and UV stability for longevity and high strength.



### Garment labels

Woven Fabric labels and Laces have traditionally been accessories for the main garment and are the creators of the brand value. HPBL has a state-of-the-art imported plant that manufactures labels. The Jacquard Looms are imported from Switzerland. It has a supporting CAD studio that creates patterns and has weaves software built in. The company has machines for value-added functions like cutting and folding, filled labels, and ultrasonic laser cutting to cater to the add-on requirement of garment manufacturers. We can match 1800 different shades of yarn.



# CONNECTED TO THE EARTH

## The need for climate change mitigation has never been greater than now.

As a responsible enterprise, we diligently work towards extending our environmental stewardship beyond complying with applicable laws and

regulations for resource conservation and energy efficiency.

We optimise our consumption of natural resources in a sustainable manner. Embedding a circular economy in the process has helped us optimise resource requirements.

Moreover, as natural resources are depleting rapidly, we are consciously making efforts to embed sustainability considerations across all investments, business decisions and operational activities.

## ENVIRONMENT MANAGEMENT

### Zero Toxic Discharge

We adhere to strict environmental standards and implement measures to ensure that our manufacturing activities do not harm the aquatic ecosystem

### No Air Pollution

We are committed to sustainable practices and have implemented measures to ensure that our manufacturing processes are completely emission-free

## RECYCLE & RE-USE

Our products are designed for a circular economy. We ensure that all waste generated during production is recycled and re-purposed, minimizing our environmental footprint.

### Plastic Recyclability

We recycle all polypropylene products that are irrelevant to our process or not deemed fit for use

### Product Re-usability

All 6:1 safety Factor-rated FIBCs can be used several times

### Products with Recycled granulate


To meet the growing demand for sustainable products, we are investing in our manufacturing processes to ensure that we can soon provide our customers with plastic products that comply with the new EU regulations requiring 30% recycled material




# KEY PERFORMANCE INDICATORS

\*ALL FIGURES ARE ON A **STANDALONE BASIS**


**TOTAL REVENUE**  
(₹ LAKH)



**EBIDTA**  
(₹ LAKH)



**NET PROFIT/(LOSS)**  
(₹ LAKH)



**EBITDA MARGIN**  
(%)



# OUR ESTEEMED BOARD



**MR. ANIL SHYAMSUNDER GOYAL**  
**CHAIRMAN**

Mr. Anil Goyal, aged 47 years, is the Chairman and Non-Executive Director of our Company. He holds a Bachelor's degree in Commerce. He has over 22 years of experience in the plastics industry and has played a vital role in promoting and developing MSB Worldwide Limited in the UAE. He joined Plastene India Limited with his enriched experience of exploring international markets and serving global customers. His experience in production and inventory management has proven to be very resourceful for the company in turning the business into a profitable venture.



**MR. PRAKASH HIRALAL PAREKH**  
**MANAGING DIRECTOR**

Mr. Prakash Hiralal Parekh, aged 50 years, is the Managing Director and the Promoter of our Company. He holds a Bachelor's degree in Chemical Engineering. He completed his SAP from Monash University, Australia, in 1998. He has a solid 23 years of experience in the Plastics Industry. He was instrumental in establishing the project of a flexible packaging plant within a short span, from acquiring land to installing machinery and commercial production. He is a member of the Indian Flexible Intermediate Bulk Containers Association (IFIBCA).



**MR. SANDEEP MOTILAL SHAH**  
**NON-EXECUTIVE INDEPENDENT  
DIRECTOR**

Mr. Sandeep Shah, aged 44 years, is a Non-Executive Independent Director of our Company and a Chartered Accountant by profession and has a rich experience of more than 17 years in taxation and audit. He is the concurrent and statutory auditor of various PSU Banks, i.e., Bank of India, Central Bank of India, Bank of Baroda etc. He also has in-depth knowledge of Audits - Corporate and Non-Corporate Entities, Management Consultancy, Taxation, Corporate and Allied Laws, Project Corporate Finance, and Handling PFS Services and Projects.



**MRS. MEENU MAHESHWARI**  
**NON-EXECUTIVE INDEPENDENT**  
**DIRECTOR**

Mrs. Meenu Maheshwari, aged 51, is a Non-Executive Independent Director of our Company. Mrs. Meenu Maheshwari is a qualified Company Secretary. She is a Practicing Company Secretary with vast knowledge of Company Law and other aligned matters. She has been guiding many Companies in matters related to various Acts and is very sound in her domain. She has deep knowledge of Compliance, and her guidance helps the Company tread the right path.



**MR. ASHUTOSH MAHESHWARI**  
**NON-EXECUTIVE INDEPENDENT**  
**DIRECTOR**

Mr. Ashutosh Maheshwari is 54, the Non-Executive Independent Director of our Company and the founder and CEO of IMAP India. He has 26 years of experience in corporate finance and investment banking in India. He has been involved in a large number of complex international and domestic M&A, private equity placements, capital market offerings, restructurings and structured finance. His transactional work has been pioneering and has helped in the overall development of the financial market in India. Mr. Ashutosh Maheshwari and his work have been awarded the "India M&A Deal Maker of the Year" and "Emerging Corporate M&A Deal of the Year" for India on several occasions by the Asia Pacific M&A Atlas Awards over the past ten years.

Previously, he was the co-founder and CEO of the investment banking business at Motilal Oswal for a period of ten years (2006-2016), where he managed Motilal Oswal, domestic equity broking firm to evolve and establish a leading position across various services offerings in investment banking. Before this, he worked with the NBFC arm of Rabobank International, contributing to the firm's coverage in the life sciences sector and establishing service offerings in leveraged finance, syndications and distress debt resolution. He started his career with CRISIL as a credit rating analyst and business development manager for select geographies in India and industry verticals.



**MR. RANJEET MAL KASTIA**  
**NON-EXECUTIVE INDEPENDENT**  
**DIRECTOR**

Mr. Ranjeet Mal Kastia has been a CEO and Director at the Board level since 1982 in various Public Limited Companies like Modern Insulators Ltd., Willard India Ltd., and Himachal Telematics Ltd. He was the Managing Director of HFCL Ltd. till 2004. He continues to be a Director on the Board of HFCL Ltd. and the Director of HTL Ltd., a Subsidiary Company of HFCL Ltd. Mr. Ranjeet Mal Kastia holds a Post-Graduation and Doctorate Degree in Chemistry. He is also a Fellow of the British Institute of Management (London). General Management is his field of interest. Mr. Ranjeet Mal Kastia has widely travelled throughout the world.



# Directors' Report

To,  
The Shareholders,  
**HCP Plastene Bulkpack Limited**  
Ahmedabad

Your Directors are pleased to present the 40th Annual Report on the business performance and operations of your Company together with the Audited Financial Statements and the Auditor's Report for the financial year ended 31st March, 2024. The consolidated performance of the Company and its Subsidiary and Joint Venture has been referred to whenever required.

## 1. FINANCIAL SUMMARY OR HIGHLIGHTS / PERFORMANCE OF THE COMPANY:

The summarized Financial Results of the Company for the period ended 31<sup>st</sup> March, 2024 are as follows:

(₹ In Lakh)

Particulars	Standalone		Consolidated	
	2023-24	2022-23	2023-24	2022-23
Revenue from Operation	4554.91	4839.53	29455.55	35151.97
Other Income	126.51	23.47	256.07	36.29
Total Income	4681.44	4863.00	29711.62	35188.26
Less - Expense for Cost of Material, Purchase of Stock in Trade, Change in Inventories, Employee benefit and other expenses	4427.40	4928.64	27789.00	33411.05
Profit / (Loss) before Interest, Depreciation & Taxation (EBDITA)	254.02	-65.64	1922.62	1777.21
Less: Finance Cost	357.04	333.66	1173.00	939.50
Less: Depreciation	269.43	333.89	729.71	738.73
Add: Extraordinary items	0.00	0.00	0.00	0.00
Add: Exceptional items	0.00	19.50	0.06	19.50
Profit / (Loss) Before Prior Period and Tax (PBT)	-372.45	-713.69	19.99	118.48
Less: Prior Period Item	0.00	0.00	0.00	0.00
Less: Provision for Taxation	0.00	0.00	0.00	0.00
Current Tax	0.00	0.00	85.92	202.16
Tax for Earlier Years	0.00	0.00	-9.01	1.99
Deferred Tax	-96.07	-178.69	-87.73	-161.81
Profit / (Loss) after Tax (PAT)	-276.38	-535.00	30.81	76.14
Total Comprehensive Income for the year	13.41	4.74	8.91	32.30
Total Comprehensive Income for the period	-262.97	-530.25	39.72	108.44
Profit attributable to Owners of the Company	-262.97	-530.25	-107.56	-202.40
Non-Controlling interest	0.00	0.00	147.28	310.84
Earning Per shares				
Basic	-2.59	-5.18	0.37	1.06
Diluted	-2.59	-5.18	0.37	1.01

## 2. BUSINESS SEGMENT:

The Company mainly operate in two division viz Woven Sack Division and Woven Label Division in which Company derives its sales through manufacturing PP Febric, PP webbing, PP Yarn and small and jumbo bags, Jaquard Labels. The Company has strong global presence and also cater the need of international market by doing job work.

## 3. BUSINESS PERFORMANCE:

### STANDALONE:

During the current period, your Company has total revenue of ₹ 4554.91 Lakhs as against ₹ 4839.53 Lakhs in the previous year. The Company has Loss of ₹ -276.38 Lakhs as compared to the Loss of ₹ -535.00 Lakhs in the previous year. The Company will continue to pursue expansion in domestic market and

international market by utilizing the resources effectively and thereby expect to achieve profitability.

#### CONSOLIDATED:

During the current period, your Company has total revenue of ₹ 29455.55 Lakhs as against ₹ 35151.97 Lakhs in the previous year. The Company has profit of ₹ 30.81 Lakhs as compared to the profit of ₹ 76.14 Lakhs in the previous year. In the near future, the Company expects to achieve more growth.

#### 4. FUTURE OUTLOOK

Though the base of the operations your Company is low as we are largely doing job work as against the direct sales, we are continuously working on achieving better capacity utilizations and generating direct sales in the Company as against job work model thereby improving top line as well as bottom line. For this, we are in the process of taking all the necessary steps including arranging required working capital. Further, we are also exploring new sales geography and working on opportunities of expanding product portfolio. We are optimistic about the overall demand of our products.

#### 5. MATERIAL EVENTS DURING THE YEAR UNDER REVIEW

- During the year under review, being immediate relative of Promoter, Mrs. Vanitha Parasmull had acquired 60,000 Equity Shares of the Company from Mrs. Madhu Parekh, Promoter of the Company on 06<sup>th</sup> April, 2023 without consideration i.e. by way of executing a Deed of Gift. By virtue of this Inter-Se transfer Mrs. Vanitha Parasmull became Promoter Group of the Company.

All the necessary compliances/submissions/intimations related to this Inter-se Transfer had been made by the Transferor, Transferee and Company to the Stock Exchange and Board from time to time as per SEBI (Substantial Acquisition of Shares and Takeovers) Regulations, 2011 and SEBI (Prohibition of Insider Trading), Regulations, 2015.

- The Company has floated a Limited Liability Partnership (LLP) in Malaysia in the name of "HCP Plastene Bulkpack PLT" on 12<sup>th</sup> July, 2023 with 60% stake with an investment of INR 5.51 Lakhs (RM 30,000). The object of floating an LLP in Malaysia is to explore FIBC and other related product markets in Malaysia and other Asia-Pacific Countries.

- The Company has complied with the Minimum Public Shareholding (MPS) requirements mandated under Rule 19(2)(b) and 19A of the Securities Contracts (Regulation) Rules, 1957 ("SCRR") read with regulation 38 of the Securities and Exchange Board of India (Listing Obligations and Disclosure Requirements) Regulations, 2015 ("LODR Regulations") via using various method(s) i.e. Offer for Sale (OFS) mentioned in the SEBI Circular No. SEBI/HO/CFD/PoD2/P/CIR/2023/18 "Manner of achieving Minimum Public Shareholding" dated 03<sup>rd</sup> February 2023 on Thursday, 25<sup>th</sup> January 2024 and it was undertaken in accordance with the circular bearing reference number SEBI/HO/MRD/MRD-PoD-3/P/CIR/2023/10 dated 10<sup>th</sup> January, 2023 regarding the "Comprehensive Framework on Offer for Sale (OFS) of Shares through Stock Exchange Mechanism" issued by the Securities and Exchange Board of India, through the separate designated window of BSE Limited.

The Shareholding of the Promoter and Promoter Group in the Company has reduced to 75.00% of the total Issued, Subscribed and Paid-up Equity Share Capital of the Company.

All the necessary compliances/submissions/intimations had been made by the Company to the Stock Exchange from time to time.

- The Company has entered into "Memorandum of Understanding" (MOU) on 02<sup>nd</sup> July, 2024 with Saeed Ghodran Group, a Company incorporated under the laws of Saudi Arabia, having its registered office at Prince Turki Street, Al Kurnais Dist. 2193, Al Khobar 34413, Saudi Arabia at Al Khobar-KSA to establish a Joint Venture Company in form of a Limited Liability Company to invest in setting up a Factory to Manufacture Bopp Woven Bags and Jumbo Woven Bags.

No other material changes and commitments have occurred after the close of the financial year till the date of this report, which affect or is likely to affect the financial position of the Company.

#### 6. DIVIDEND

With a view to loss during the year under review, the Directors are not recommending any dividend for the year (Previous year Nil).

The Company on voluntary basis has adopted the Dividend Distribution Policy and the said policy is available on the website of the Company at [www.hpbl.in/investor](http://www.hpbl.in/investor).

There is no unclaimed/unpaid Dividend with the meaning of the provisions of Section 125 of the Companies Act, 2013.

#### 7. TRANSFER TO RESERVES

For the financial year ended 31<sup>st</sup> March, 2024, the Company had not transferred any sum to the reserve.

#### 8. CHANGE IN NATURE OF BUSINESS

The Company continue to operate in mainly two segments viz Woven Sack Division and Woven Label Division and there has been no change in the nature of Business of Company.

#### 9. SHARE CAPITAL

Currently, the Company has two classes of shares:

- (A) Equity Shares of face value of ₹ 10 each
- (B) Preference Share capital of ₹ 100 each

The authorized share capital of the Company is ₹ 21,00,00,000/- divided into 1,60,00,000 equity shares of ₹ 10/- each. and 5,00,000 0.01% Cumulative Redeemable Preference shares of ₹ 100/- each.

The Paid-up Share capital of the Company consist of only Equity share capital of ₹ 10,67,48,370/- divided into 1,06,74,837 equity shares of ₹ 10/- each.

There has been no change in the authorised, issued, subscribed and paid-up Share Capital of the Company during the year under review.

#### 10. DEMATERIALIZATION OF SHARES

99.98% of the Company's paid up Equity Share Capital is in dematerialized form as on 31<sup>st</sup> March, 2024 and balance 0.02% is in physical form. The Company's Registrar is M/s. Bigshare Services Pvt Ltd. having office at A-802, Samudra Complex, Near Girish Cold Drinks, Off C. G. Road, Navrangpura, Ahmedabad - 380009.

#### 11. PUBLIC DEPOSITS

There was no outstanding deposit within the meaning of Section 73 and 74 of the Act read with rules made thereunder at the end of the financial year 2023-24 or the previous financial years. Your Company did not accept any deposit during the year under review.

#### 12. PARTICULARS OF LOANS, GUARANTEES OR INVESTMENTS

Particulars of Loans/Guarantees/Investments made by the Company are provided in Note Nos. 4, 9 and 12 of the Notes to the Standalone Financial Statements.

#### 13. SUBSIDIARIES, JOINT VENTURES, ASSOCIATE COMPANIES AND LLPS

During the year under review, The Company has floated a Limited Liability Partnership (LLP) in Malaysia in the name of

"HCP Plastene Bulkpack PLT" on 12<sup>th</sup> July, 2023 with 60% stake with an investment of INR 5.51 Lakhs (RM 30,000). Further, the Company is planning to expand the business by incorporating subsidiary in United Arab Emirates.

The Company has formulated the policy for determining material subsidiaries. The policy is available on company's website [www.hpbl.in/investor](http://www.hpbl.in/investor).

Pursuant to Rule 5 of the Companies (Accounts) Rules, 2014, a statement containing the salient features of the financial statement of the Company's Subsidiary/Joint Ventures/ Associate Companies of the Company, bringing out the highlights of their performance, appears in Form AOC-1 at **Annexure - A** to this report.

The Board of HCP Plastene Bulkpack Limited or its duly constituted committees also have oversight at the affairs of subsidiary and regularly review various information w.r.t. the subsidiary companies that inter-alia includes:

- Review the financial statements;
- Review of material developments, financial and operating performance and strategies;
- Review of significant transactions or arrangements entered into by the unlisted subsidiaries;
- Review of utilisation of funds and details of investment and advances by the subsidiary;
- Prior recommendation on strategic/ long-term investments, loans, guarantees, acquisitions or disinvestment by subsidiary;
- Noting of minutes of the board meeting and;
- Noting of key internal audit findings.

#### 14. TRANSFER OF UNDERTAKING BY WAY OF A SLUMP SALE ON A GOING CONCERN BASIS

During the year under review, there was no any transfer of undertaking by way of a slump sale on a going concern basis.

#### 15. LISTING WITH STOCK EXCHANGE

The Company confirms that it has paid the Annual Listing Fees for the year 2024-2025 to BSE Limited, Stock Exchange where the Company's shares are listed.

#### 16. MANAGEMENT DISCUSSION AND ANALYSIS

The Management Discussion and Analysis Report for the year under review, as stipulated under the SEBI Listing Regulations, is presented in section forming part of this Annual Report.

#### 17. DIRECTORS AND KEY MANAGERIAL PERSONNEL

As of 31<sup>st</sup> March, 2024, Company's Board had Six Directors consisting of One Executive Director, One Non-Executive Director, Four Independent Directors. The Board has One Woman Independent Director. The details of Board and Committee Composition, Tenure of Directors, areas of

expertise and other details are available in the Corporate Governance Report which forms part of this Annual Report.

In accordance with the provisions of Section 152 of the Act, read with rules made thereunder and Articles of Association of the Company. Mr. Prakash Parekh (DIN: 00158264), Director of the Company is liable to retire by rotation at the ensuing Annual General Meeting (AGM) and being eligible offers himself for re-appointment.

During the year, Mr. Judhithir Behera had resigned from the post of Independent Director of the Company w.e.f. 04<sup>th</sup> August, 2023.

During the year, Ms. Khusboo Goyal had been appointed as a Company Secretary and Compliance Officer of the Company w.e.f. 07<sup>th</sup> November, 2023.

During the year, Mr. Bhaveshkumar Jain (DIN: 07087023) had resigned from the post of Executive Director and Chief Financial Officer of the Company w.e.f. 16<sup>th</sup> December, 2023 and Mr. Dhruvil Shah has been appointed as a Chief Financial Officer of the Company w.e.f. 14<sup>th</sup> March, 2024.

Other changes in the Directors and KMPs were already reported in previous Directors' Report.

The Board recommends the appointment/re-appointment of above Directors for your approval. Brief details of Directors proposed to be appointed/re-appointed as required under Regulation 36 of the SEBI Listing Regulations provided in the Notice of the ensuing AGM.

#### 18. DECLARATION BY INDEPENDENT DIRECTOR

All Independent Directors have submitted requisite declarations confirming that they (i) continue to meet the criteria of independence as prescribed under Section 149(6) of the Act and Regulation 16(1)(b) of the Listing Regulations and are Independent and (ii) continue to comply with the code of conduct laid down under Schedule IV of the Act. Details of the same have also been provided in the report of Corporate Governance, which forms part of this report.

The Directors have further confirmed that they are not debarred from holding the office of Director under any SEBI order or any other such authority.

#### 19. COMMITTEES OF BOARD

As on the date of this report, the Board has the following Committees:

- Audit Committee
- Nomination and Remuneration Committee
- Stakeholders Relationship Committee
- Corporate Social Responsibility Committee
- Management Committee

All the recommendations made by the Board Committees including the Audit Committee were accepted by the Board. The mandatory details of Composition, Meetings and the attendance are provided in the Corporate Governance Report which forms part of this Annual Report.

#### 20. NUMBER OF MEETING OF THE BOARD

The Board of Directors met 6 (Six) times during the year under review. The details of Board Meetings and the attendance of the Directors are provided in the Corporate Governance Report which forms part of this Annual Report.

#### 21. INDEPENDENT DIRECTOR'S MEETING

The Independent Directors met on 12<sup>th</sup> February, 2024 without the attendance of Non-Independent Directors and Members of the Management. The Independent Directors reviewed the performance of Non-Independent Directors, the Committees and the Board as a whole along with the performance of the Chairman of the Company, taking into account the view of Executive Directors and assessed the quality, quantity, and timeliness of flow of information between the management and the Board that is necessary for the Board to effectively and reasonably perform their duties.

#### 22. BOARD EVALUATION

The Board adopted a formal mechanism for evaluating its performance and as well as that of its Committees and Individual Directors including the Chairman of the Board. The exercise was carried out through a structured evaluation process covering various aspects of the Boards functioning such as composition of the Board and Committees, experience and competences, performance of specific duties and obligations, contribution at the meetings and otherwise, Independent Judgement, Governance Issues etc.

At the Board Meeting that followed the above mentioned meeting of the Independent Directors, the performance of the Board, its Committees and Individual Directors was also discussed. Performance evaluation of Independent Directors was done by the entire Board, excluding the Independent Directors being evaluated.

#### 23. NOMINATION, REMUNERATION AND BOARD DIVERSITY POLICY

The Board has, on the recommendation of the NRC, framed a Nomination, Remuneration and Board Diversity Policy ('NRC Policy') for selection, appointment and remuneration of Directors, Key Managerial Personnel and Senior Management Employees and other matters as provided under Section 178(3) of the Act read with Part D of Listing Regulations. The remuneration paid to the Directors is as per the terms laid out in the Nomination and Remuneration Policy of the Company.

The Nomination and Remuneration Policy is applicable to all the Directors, Key Managerial Personnel and Senior Management Personnel of the Company.

The Policy provides guidance on:

1. Selection and Nomination of Directors to the Board of the Company;
2. Appointment of the Senior Management Personnel of the Company; and
3. Remuneration of Directors, Key Managerial Personnel and Senior Management Personnel.

The said policy is available on the website of the Company at [www.hpbl.in](http://www.hpbl.in).

#### 24. DIRECTORS' RESPONSIBILITY STATEMENT

Pursuant to Section 134(5) of the Act, the Board of Directors, to the best of their knowledge and ability, state the following:

- a. That in the preparation of the Annual Financial Statements, the applicable accounting standards have been followed along with proper explanation relating to material departures, if any;
- b. That such accounting policies have been selected and applied consistently and judgement and estimates have been made that are reasonable and prudent so as to give a true and fair view of the state of affairs of the Company as at 31<sup>st</sup> March, 2024 and of the loss of the Company for the year ended on that date;
- c. That proper and sufficient care has been taken for the maintenance of adequate accounting records in accordance with the provisions of the Companies Act, 2013 for safeguarding the assets of the Company and for preventing and detecting fraud and other irregularities;
- d. That the Annual Financial Statements have been prepared on a going concern basis;
- e. That proper internal financial controls were in place and that the financial controls were adequate and were operating effectively;
- f. That proper systems to ensure compliance with the provisions of all applicable laws were in place and were adequate and operating effectively.

#### 25. EMPLOYEE STOCK OPTION PLAN

The Plastene Group Employee Stock Option Plan-2022 was framed with an object of encouraging higher participation on the part of employees in the Company's growth and success. An effective stock option scheme enables retention of talent and aligning employee interest to that of the shareholders.

As per Rule 12(9) of Companies (Share Capital and Debentures) Rules, 2014, the following are the details of the Employees Stock Option Scheme for the period under report:

Options granted	Options vested	Options exercised	Options lapsed	The exercise price
Nil	Nil	Nil	24200	NA

#### Employee wise details of Options granted to

- |       |   |    |
|-------|---|----|
| (i)   | Key Managerial Personnel  | NA |
| (ii)  | any other employee who receives a grant of NA options in any one year of option amounting to five percent or more of options granted during that year   |    |
| (iii) | identified employees who were granted option, NA during any one year, equal to or exceeding one percent of the issued capital (excluding outstanding warrants and conversions) of the company at the time of grant. |    |

There has been no material change in the Plastene Group Employee Stock Option Plan-2022 during Financial Year 2023-24.

#### 26. INTERNAL FINANCIAL CONTROLS SYSTEM AND THEIR ADEQUACY

The Company has laid down an adequate system of internal controls, policies and procedures for ensuring orderly and efficient conduct of the business including adherence to the Company's policies, safeguards of its assets, prevention and detection of frauds and errors, accuracy and completeness of the accounting records and timely preparation of reliable financial disclosure.

#### 27. RISK MANAGEMENT

The Board of your Company has adopted Risk Management Plan to create and protect Shareholder's value by identifying and mitigating major operating and external business risk. Currently, the Board is responsible for reviewing the risk management plan and ensuring its effectiveness. The Company recognizes that the emerging and identified risks need to be managed and mitigated to (a) protect its Shareholders and other Stakeholder's interest (b) achieve its Business Objectives and (c) enable Sustainable Growth.

The details of various risks that are being faced by the Company are provided in Management Discussion and Analysis Report which forms part of this Report.

#### 28. BOARD POLICIES

The details of the policies approved and adopted by the Board as required under the Companies Act, 2013 and Securities and Exchange Board of India (SEBI) Regulations are provided in **Annexure - B** to this report.

### 29. CORPORATE SOCIAL RESPONSIBILITY (CSR)

The Company has constituted a Corporate Social Responsibility (CSR) Committee and framed a CSR Policy. The brief details of CSR Committee are provided in the Corporate Governance Report which forms part of this Annual Report. The updated CSR Policy is available on the website of the Company at [www.hpbl.in](http://www.hpbl.in).

The Chief Financial Officer of the Company has certified that due to loss reported in the immediate preceding financial year, the amount towards CSR expenditure has not been required to spend for the financial year 2023-2024 as per the provision of Section 135 of the Companies Act, 2013. Hence, your Company has not spent any amount towards CSR expenditure in view of loss.

The Annual Report on CSR activities is annexed to this Report as **Annexure -C**.

### 30. CORPORATE GOVERNANCE REPORT

Company is committed to good Corporate Governance practices. The Corporate Governance Report, as stipulated by the SEBI Listing Regulations, form part of this Annual Report along with the required Certificate from Statutory Auditors regarding compliance of the conditions of Corporate Governance.

In compliance with Corporate Governance requirements as per the SEBI Listing Regulations, Company has formulated and implemented a code of Business Conduct for all Board Members and Senior Management Personnel of the Company who have affirmed the compliance thereto. The said code of conduct is available on the website of the Company at [www.hpbl.in](http://www.hpbl.in).

### 31. ANNUAL RETURN

Pursuant to Section 134(3)(a) of the Act, the draft Annual Return as on 31<sup>st</sup> March, 2024, prepared in accordance with Section 92(3) of the Act is made available on the website of the Company and can be assessed using the link [www.hpbl.in](http://www.hpbl.in).

### 32. BUSINESS RESPONSIBILITY REPORT

As stipulated under the SEBI (Listing Obligations and Disclosure Requirements) Regulations, 2015, the Business Responsibility Report describing the initiatives taken by the Company from an environmental, social and governance perspective is not applicable to your Company as per the exemptions provided under SEBI (Listing Obligations and Disclosure Requirements) Regulations, 2015.

### 33. VIGIL MECHANISM

The Company has a Whistle Blower Policy which lays down the process to convey genuine concerns and seek resolution towards the same without fear of retaliation.

A detailed update on the functioning of the Whistle Blower Policy and weblink of the policy has been provided in the Report on Corporate Governance.

### 34. CONSERVATION OF ENERGY, TECHNOLOGY ABSORPTION, FOREIGN EXCHANGE EARNING AND OUTGO

The information on conservation of energy, technology absorption and foreign exchange earnings and outgo stipulated under Section 134(3)(m) of the Act read with Rule 8 of the Companies (Accounts) Rules, 2014, as amended, is provided as **Annexure - D** of this Report.

### 35. RELATED PARTY TRANSACTION

All Contracts/ arrangements/ transactions entered by the Company during the financial year with related parties were in its ordinary course of business and on an arm's length basis. The relevant details with regard to the Related Party Transactions are provided in **Annexure - E** to this report.

The Policy on Materiality of Related Party Transactions and on dealing with Related Party Transactions as approved by the Board is available on the Company's website and can be accessed at [www.hpbl.in](http://www.hpbl.in).

During the year under review, the policy on Materiality of Related Party Transactions and on dealing with Related Party Transactions was amended to align it with the amendments in the Listing Regulations.

### 36. PARTICULARS OF EMPLOYEE

Information required under section 197(12) of the Act read with Rule 5(1), 5(2), 5(3) of the Companies (Appointment and Remuneration of Managerial Personnel) Rules, 2014 is provided in **Annexure -F** to this Report.

### 37. INTERNAL AUDITORS, AUDIT REPORT AND COMPLIANCE

In terms of the provisions of Section 138 of the Companies Act, 2013 read with Rule 13 of the Companies (Accounts) Rules, 2014, M/s. BDO India LLP was appointed as Internal Auditors of the Company for the financial year 2023-24, who regularly carries out the Internal Audit of the Company.

All Audit Reports are regularly placed before the Audit Committee at Committees' meetings. After providing due explanations, the Company adopts the final suggestions and necessary effects are given in accounting process and system of the Company. There are no qualifications, reservations or adverse remarks or disclaimer made by the Internal Auditors in their Reports.

### 38. STATUTORY AUDITORS & THEIR REPORT

M/s. Ashok Dhariwal & Co., Chartered Accountants, Ahmedabad (Firm Registration No. 100648W) were re-appointed as the Statutory Auditor of the Company at the 38<sup>th</sup> AGM held on 26<sup>th</sup> September, 2022 to hold the office till the conclusion of the 43<sup>rd</sup> AGM to be held in year 2027.

The Statutory Auditor's Report does not contain any qualification, reservation, adverse remarks or observations.

### 39. SECRETARIAL AUDITOR AND THEIR REPORT

M/s. Alpesh Vekariya & Associates, Practicing Company Secretaries, was appointed as the Secretarial Auditor for the financial year ended 31<sup>st</sup> March, 2024. The Secretarial Auditor have furnished their report annexed as **Annexure - G** to this report.

Further, in compliance with Regulation 24A of the Listing Regulations, the Annual Secretarial Compliance Report issued by the Secretarial Auditor was submitted to the Stock Exchange(s) within the statutory timelines.

According to the Secretarial Audit Report and the Annual Secretarial Compliance Report, the following observations were made and management responded accordingly.

Observation of Secretarial Auditor	Management Reply
Non-submission of Intimation of Resignation of Independent Director in XBRL mode.	Already submitted in PDF format within stipulated time to Stock Exchange as required. Further assured that, henceforth it shall also file the same in XBRL format.
Non-submission of Intimation of Resignation of Company Secretary and Compliance Officer in XBRL mode.	Already submitted in PDF format within stipulated time to Stock Exchange as required. Further assured that, henceforth it shall also file the same in XBRL format.
Non-submission of Intimation of Appointment of Independent Director in XBRL mode.	Already submitted in PDF format within stipulated time to Stock Exchange as required. Further assured that, henceforth it shall also file the same in XBRL format.
Late submission of announcement of appointment of Company Secretary and Compliance Officer of the Company in XBRL mode.	The Company has been submitted the same on 10 <sup>th</sup> November, 2023 to the Stock Exchange.
Non-submission of Notice of Annual General Meeting for the Financial Year 2022-23 in XBRL mode.	Already submitted in PDF format within stipulated time to Stock Exchange as required. Further assured that, henceforth it shall also file the same in XBRL format.
Delay in compliance with Minimum Public Shareholding (MPS) requirement.	Based on the Stock Exchange email dated 22 <sup>nd</sup> July, 2024 regarding "Partial waiver of fine levied pursuant to SEBI Circular CFD/CMD/CIR/P/2017/115 dated October 10, 2017", Company has paid fine amount of Rs. 2,47,800/- within stipulated time granted by the Exchange.

#### Observation of Secretarial Auditor

#### Management Reply

Non-submission of form ODI with RBI.

The Company has approached to the Bank in time. However due to miscommunication & transcriptional issue, it's got delay. The Company has taken necessary steps from starting and following up continuously for the matter.

The Board of Directors has re-appointed M/s. Alpesh Vekariya & Associates, Practicing Company Secretaries to conduct the Secretarial Audit of the Company for the FY 2024-25. They have confirmed their eligibility for the said re-appointment.

### 40. COST AUDITOR AND THEIR REPORT

Provisions of Section 148 of the Companies Act, 2013 read with the Companies (Cost Records and Audit) Rules, 2014 are not applicable to the Company during the financial year under review.

### 41. PREVENTION OF INSIDER TRADING

The Company has adopted a code of prevention of Insider Trading with a view to regulate trading in Securities by the Directors and the Designated Persons of the Company. The code requires pre-clearance for dealing in the Company's Shares and prohibits the purchase or sale of Company's Shares by the Directors and Designated Persons while in possession of unpublished price sensitive information in relation to the Company and during the period when the Trading Window is closed.

During the period under review, the Company Secretary and Compliance Officer of the Company has given Pre-clearance to the Promoter and Promoter Group to sale of Shares/ Securities of the Company in the Open Market to comply with the Minimum Public Shareholding (MPS) requirements as per Rule 19(2) and Rule 19A of the Securities Contracts (Regulation) Rules, 1957, Regulation 31 of SEBI (ICDR) Regulations, 2018 and Regulation 38 of SEBI (LODR) Regulations, 2015 (as amended from time to time).

### 42. SIGNIFICANT AND MATERIAL ORDER

There are no significant and material orders passed by the regulators or courts or tribunals impacting the going concern status of the Company's operation in future.

### 43. REPORTING OF FRAUDS BY AUDITORS

During the year under review, the Statutory Auditors and Secretarial Auditor have not reported any instances of fraud committed against Company by its officers or employees to the Audit Committee or the Board under Section 143(12) of the Act.

### 44. SECRETARIAL STANDARD

During the year under review, Company has complied with all the applicable provisions of Secretarial Standard-1 and

Secretarial Standard-2 issued by the Institute of Company Secretary of India.

#### 45. INSURANCE

Company has taken appropriate insurance for all assets against foreseeable perils.

#### 46. PREVENTION OF SEXUAL HARASSMENT AT WORKPLACE

As per the requirement of the Sexual Harassment of Women at Workplace (Prevention, Prohibition & Redressal) Act, 2013 and rules made thereunder, Company has constituted Internal Complaints Committees (ICs) at all relevant locations across India to consider and resolve the complaints related to sexual harassment. The ICs includes external members with relevant experience. The ICs presided by senior women, conduct the investigations and make decisions at the respective locations. The ICs also work extensively on creating awareness on relevance of sexual harassment issues, including while working remotely.

During the year under review, there were no complaints pertaining to sexual harassment.

#### 47. DETAILS OF APPLICATION MADE OR ANY PROCEEDING PENDING UNDER INSOLVENCY AND BANKRUPTCY CODE, 2016

During the year under review, neither any application was made nor any proceedings were pending under Insolvency and Bankruptcy Code, 2016.

#### 48. ACKNOWLEDGEMENT

Your Directors place on record their sincere thanks to bankers, business associates, consultants, employees and various Government Authorities for their continued support extended to your Company's activities during the year under review. Your Directors also acknowledge gratefully the Shareholders for their relentless support and confidence reposed on the Company.

For and on behalf of the Board of Directors  
**HCP Plastene Bulkpack Limited**

Sd/-

**Anil Goyal**

(DIN:- 03071035)

Chairman

Date:- 10<sup>th</sup> August, 2024

Place:- Ahmedabad



## Annexure - A to the Directors' Report

Form AOC-1

Statement containing salient features of the financial statement of Subsidiaries/Associate Companies/Joint Ventures  
(Pursuant to first proviso to Sub-Section (3) of Section 129 read with Rule 5 of Companies (Account) Rules, 2014)

### PART-"A": SUBSIDIARIES

(Information in respect of each Subsidiary to be presented with amounts in Lakhs, except % of holding/No. of Shares and Exchange Rate)

1	Name of the Subsidiary	K. P. Woven Private Limited
2	The date since when Subsidiary was acquired	01 <sup>st</sup> February, 2022
3	Reporting period for the Subsidiary concerned, if different from the Holding Company's reporting period.	NA
4	Reporting Currency and Exchange rate as on the last date of the relevant Financial year in the case of Foreign Subsidiaries	NA
5	Share capital	35.60
6	Reserves and Surplus	3231.07
7	Total Assets	15126.17
8	Total Liabilities	11859.50
9	Investments	39.00
10	Turnover	25905.03
11	Profit/(Loss) before taxation	392.37
12	Provision for taxation	85.25
13	Profit/(Loss) after taxation	307.12
14	Proposed Dividend	Nil
15	Extent of Shareholding (in percentage)	98.45% of total voting rights 51.33% of total capital

**Notes:** The following information shall be furnished at the end of the statement: (1) Names of subsidiaries which are yet to commence operations: NA, (2) Names of subsidiaries which have been liquidated or sold during the year: NA

For and on behalf of the Board of Directors

**HCP Plastene Bulkpack Limited**

Sd/-

**Anil Goyal**

(DIN:- 03071035)

Chairman

Date:- 10<sup>th</sup> August, 2024

Place:- Ahmedabad

**PART-“B”: ASSOCIATE AND JOINT VENTURES****Statement Pursuant to Section 129 (3) of the Companies Act, 2013 related to Associate Companies and Joint Ventures**

(Information in respect of each Associate/Joint Venture to be presented with amounts in Lakhs, except % of holding/No. of Shares)

Name of Associates/Joint Ventures	HCP PLASTENE BULKPACK PLT
1 Latest Audited Balance Sheet Date	31 <sup>st</sup> March, 2024
2 Date on which the Associate or Joint Venture was associated or acquired	12 <sup>th</sup> July, 2023
3 Shares of Associate/Joint Venture held by the Company on the year-end	
No. of Shares	N.A
Amount of Investment in Associate/Joint Venture	5.51
Extend of Holding (in percentage)	60%
4 Description of how there is significant influence	Holding more than 20% Share
5 Reason why the Associate/Joint Venture is not consolidated	N.A.
6 Net worth attributable to Shareholding as per latest Audited Balance Sheet	8.49
7 Profit / Loss for the year	0.06
Considered in Consolidation	0.06
Not Considered in Consolidation	N.A.

For and on behalf of the Board of Directors  
**HCP Plastene Bulkpack Limited**

Sd/-

**Anil Goyal**

(DIN:- 03071035)

Chairman

Date:- 10<sup>th</sup> August, 2024

Place:- Ahmedabad

## Annexure - B to the Directors' Report

### BOARD POLICIES

Name of Policies	Legislation	Weblink
Vigil Mechanism/ Whistle Blower Policy	Regulation 22 of SEBI Listing Regulations and as defined under Section 177 of the Act.	<a href="https://hpbl.in/investors/#policies">https://hpbl.in/investors/#policies</a>
Code of Practices and Procedures for Fair disclosure of unpublished price sensitive information	Regulation 8 of SEBI (Prohibition of Insider Trading) Regulations, 2015.	<a href="https://hpbl.in/investors/#policies">https://hpbl.in/investors/#policies</a>
Familiarization Programme for Independent Directors	Regulations 25(7) and 46 of SEBI Listing Regulations.	<a href="https://hpbl.in/investors/#policies">https://hpbl.in/investors/#policies</a>
Related Party Transactions	Regulation 23 of SEBI Listing Regulations and as defined under the Act.	<a href="https://hpbl.in/investors/#policies">https://hpbl.in/investors/#policies</a>
Policy on Material Subsidiaries	Regulation 24 of the SEBI Listing Regulations.	<a href="https://hpbl.in/investors/#policies">https://hpbl.in/investors/#policies</a>
Policy for Determination of Materiality	Regulation 30 of SEBI Listing Regulations.	<a href="https://hpbl.in/investors/#policies">https://hpbl.in/investors/#policies</a>
Archival Policy	SEBI Listing Regulations.	<a href="https://hpbl.in/investors/#policies">https://hpbl.in/investors/#policies</a>
Policy on Preservation of Documents	Regulation 9 of SEBI Listing Regulations.	<a href="https://hpbl.in/investors/#policies">https://hpbl.in/investors/#policies</a>
Corporate Social Responsibility Policy	Section 135 of the Act.	<a href="https://hpbl.in/investors/#policies">https://hpbl.in/investors/#policies</a>
Terms & Conditions of Appointment of Independent Directors	Regulation 46 of SEBI Listing Regulations and Section 149 read with Schedule IV to the Act.	<a href="https://hpbl.in/investors/#policies">https://hpbl.in/investors/#policies</a>
Dividend Distribution Policy	Regulation 43A of the SEBI Listing Regulations.	<a href="https://hpbl.in/investors/#policies">https://hpbl.in/investors/#policies</a>
Code of Conduct	Regulation 17 of the SEBI Listing Regulations.	<a href="https://hpbl.in/investors/#policies">https://hpbl.in/investors/#policies</a>
Board Diversity Policy	Regulation 19 of the SEBI Listing Regulations.	<a href="https://hpbl.in/investors/#policies">https://hpbl.in/investors/#policies</a>

## Annexure - C to the Directors' Report

### ANNUAL REPORT ON CSR ACTIVITIES

[Pursuant to Section 135 of the Companies Act, 2013]

#### 1. BRIEF OF THE COMPANY'S CSR POLICY: BRIEF OF THE COMPANY'S CSR POLICY:

The main objective of CSR policy is to make CSR a key business process for sustainable development of the society and economy in which we operate by conducting business which enables creation and distribution of wealth for the betterment of local population, its stakeholders and society at large, through implementation and integration of ethical systems and sustainable management practices.

#### 2. THE COMPOSITION OF THE CSR COMMITTEE:

The CSR committee of the Board is responsible for inter alia overseeing the execution of the Company's CSR policy.

**The composition of the CSR Committee of the Company as on 31.03.2024 was:**

Sr. No.	Name of the Director (and designation in relation to membership of the committee)	Nature of directorship (Executive / Non-executive/ Independent / Non-independent)	Number of meetings of CSR Committee held during the year	Number of meetings of CSR Committee attended during the year
1	Ms. Meenu Maheshwari – Chairperson	Non-Executive and Independent		2
2	Mr. Sandeep Shah – Member	Non-Executive and Independent	2	2
3	Mr. Anil Goyal – Member	Non-Executive and Non-Independent		1

3. Provide the web-link where Composition of CSR committee, CSR Policy and CSR projects approved by the board are disclosed on the website of the Company: <https://hpbl.in/investors/#our-policy>

4. Provide the executive summary along with web-link(s) of Impact Assessment of CSR Projects carried out in pursuance of sub-rule (3) of rule 8, if applicable: Not Applicable

5. (a) Average net profit of the Company as per Section 135(5): Not Applicable

(b) Two percent of average net profit of the Company as per Section 135(5): Not Applicable

(c) Surplus arising out of the CSR projects or programmes or activities of the previous financial years: Nil

(d) Amount required to be set off for the financial year, if any: Nil

(e) Total CSR obligation for the financial year [(b)+(c)-(d)]: Not Applicable

6. (a) Amount spent on CSR Projects (both Ongoing Project and other than Ongoing Project): Not Applicable

(b) Amount spent in Administrative Overheads: Nil

(c) Amount spent on Impact Assessment, if applicable: Not Applicable

(d) Total amount spent for the Financial Year [(a)+(b)+(c)]: Not Applicable

(e) CSR amount spent or unspent for the financial year:

Total Amount Spent for the Financial Year (₹ in Lakhs)	Amount Unspent (₹ in Lakhs)	
	Total Amount transferred to Unspent CSR Account as per Section 135(6).	Amount transferred to any fund specified under Schedule VII as per second proviso to Section 135(5).
Not Applicable	Not Applicable	Not Applicable

(f) **Excess amount for set off, if any:**

<b>Sr. No.</b>	<b>Particular</b>	<b>Amount (₹ in Lakhs)</b>
(i)	Two percent of average net profit of the Company as per Section 135(5)	Not Applicable
(ii)	Total amount spent for the financial year	Not Applicable
(iii)	Excess amount spent for the financial year [(ii)-(i)]	Nil
(iv)	Surplus arising out of the CSR projects or programmes or activities of the previous financial years, if any	Nil
(v)	Amount available for set off in succeeding financial years [(iii)-(iv)]	Nil

7. **Details of Unspent CSR amount for the preceding three financial years:** Not Applicable
8. **Whether any capital assets have been created or acquired through Corporate Social Responsibility amount spent in the Financial Year (If Yes, enter the number of Capital assets created/ acquired):** NO
- Furnish the details relating to such asset(s) so created or acquired through Corporate Social Responsibility amount spent in the Financial Year:** Not Applicable
9. **Specify the reason(s), if the Company has failed to spend two per cent of the average net profit as per Section 135(5):** Not Applicable

For and on behalf of the Board of Directors  
**HCP Plastene Bulkpack Limited**

Date: 10<sup>th</sup> August, 2024  
Place: Ahmedabad

Sd/-  
**Anil Goyal**  
Chairman  
DIN: 03071035

Sd/-  
**Meenu Maheshwari**  
Chairperson of CSR Committee  
DIN: 07113136

## Annexure - D to the Directors' Report

Particulars of Energy Conservation, Technology Absorption and Foreign Exchange Earnings and Outgo Required under the Companies (Accounts) Rules, 2014

### (A) CONSERVATION OF ENERGY:

- (i) The steps taken or impact on conservation of energy:
  - The Company is making continuous efforts on ongoing basis for energy conservation by adopting innovative measures to reduce wastage and optimise consumption.
  - All efforts are made to use more natural lights in the premises to optimise the consumption of energy.
- (ii) The steps taken by the Company for utilizing alternate sources of energy: The Company evaluates all possibilities of utilizing alternate sources of energy in its operations, wherever possible.
- (iii) The capital investment on energy conservation equipments: During the year, the Company has not made any capital investment on energy conservation equipment.

### (B) TECHNOLOGY ABSORPTION:

- (i) the efforts made towards technology absorption:
  - The Management regularly keeps a watch on the latest technological developments in the field of operations of the Company.
  - The Management will work on import on new technology after evaluation of requirement in future.
- (ii) the benefits derived like product improvement, cost reduction, product development or import substitution: **N.A.**
- (iii) in case of imported technology (imported during the last three years reckoned from the beginning of the financial year)-
  - (a) the details of technology imported: **None**
  - (b) the year of import: **N.A.**
  - (c) whether the technology been fully absorbed: **N.A.**
  - (d) if not fully absorbed, areas where absorption has not taken place, and the reasons thereof: **N.A.**
- (iv) the expenditure incurred on Research and Development: **Nil**

### (C) FOREIGN EXCHANGE EARNINGS & OUTGO:

Foreign Exchange Inflow: ₹ Nil

Foreign Exchange Outflow: ₹ 11,55,93,729/-

For and on behalf of the Board of Directors  
**HCP Plastene Bulkpack Limited**

Sd/-

**Anil Goyal**

(DIN:- 03071035)

Chairman

Date:- 10<sup>th</sup> August, 2024

Place:- Ahmedabad

## Annexure - E to the Directors' Report

### FORM NO.AOC-2

(Pursuant to Clause (h) of Sub-Section (3) of Section 134 of the Act and Rules 8(2) of the Companies (Accounts) Rules,2014)

#### **Form for Disclosure of Particulars of Contracts / Arrangements entered into by the Company with Related Parties referred to in Sub-Section (1) of Section 188 of the Companies Act, 2013 including certain arm's length transactions under third proviso thereto.**

1. Details of contracts or arrangements or transactions not on arm's length basis: **Nil**
  - (a) Name(s) of the Related Party and nature of relationship
  - (b) Nature of contracts / arrangements / transactions
  - (c) Duration of the contracts / arrangements / transactions
  - (d) Salient terms of the contracts or arrangements or transactions including the value, if any.
  - (e) Justification for entering into such contracts or arrangements or transactions
  - (f) Date(s) of approval by the Board
  - (g) Amount paid as advances, if any
  - (h) Date on which the special resolution was passed in general meeting as required under first proviso to Section 188.
2. Details of material contracts or arrangements or transactions at arm's length basis:

Name of Related Party	HCP Enterprise Limited	Plastene India Limited	Plastene Polyfilms Limited	K. P. Woven Private Limited	Oswal Extrusion Limited
Nature of Contracts/arrangements/ Transactions	Entity controlled by close family member of Director(s)	Entity controlled by close family member of Director(s)	Entity controlled by close family member of Director(s)	Entity controlled by close family member of Director(s)	Entity controlled by close family member of Director(s)
Purchase of Goods	--	1202.97	185.89	263.41	
Purchase of Services (Job Work)	--	112.89	--	--	--
Sale of Goods	--	1842.76	452.86	809.48	255.23
Sale of Services (Job Work)	--	978.76	38.97	56.65	--
Sale of Fixed Assets	--	33.81	3.33	13.86	--
Purchase of Fixed Assets	--	5.98	--	--	--
Interest Paid	141.66	--	--	--	--
Managerial remuneration	--	--	--	--	--
Rent Paid	1.50	3.24	--	2.36	--
Rent Received	--	24.30	--	--	--
Duration of Contracts / arrangements / Transactions	2023-2024	2023-2024	2023-2024	2023-2024	2023-2024
Salient terms of the contracts or arrangements of transactions including the value, if any	All transactions are on arm's length basis and in ordinary course of business at prevailing market price.				
Date(s) of approval by the Board	14-02-2023	14-02-2023	14-02-2023	14-02-2023	14-02-2023
Amount paid as advances, if any	Nil	Nil	Nil	Nil	Nil

For and on behalf of the Board of Directors  
**HCP Plastene Bulkpack Limited**

Sd/-

**Anil Goyal**

(DIN:- 03071035)

Chairman

Date:- 10<sup>th</sup> August, 2024

Place:- Ahmedabad

## Annexure - F to the Directors' Report

DETAILS PERTAINING TO REMUNERATION AS REQUIRED UNDER SECTION 197(12) OF THE COMPANIES ACT, 2013 READ WITH RULES 5(1), 5(2) AND 5(3) OF THE COMPANIES (APPOINTMENT AND REMUNERATION OF MANAGERIAL PERSONNEL) RULES, 2014.

- A. Ratio of the remuneration of each Director to the median remuneration of the employees of the Company for the year 2023-2024 and the percentage increase in remuneration of each Director, Chief Financial Officer, and Company Secretary during the year 2023-2024 are as under:

Sr. No.	Name	Designation	Ration of Remuneration of Director to Median Remuneration of employees	% increase in Remuneration in the Year 2023-2024
<b>Executive Directors</b>				
1	Prakash Parekh	Managing Director	N.A.	N.A.
2	Mr. Bhaveshkumar Jain (Resigned w.e.f. 16 <sup>th</sup> December, 2023)	Executive Director cum Chief Financial Officer	N.A.	N.A.
<b>Non-Executive Directors</b>				
3	Mr. Anil Goyal	Non-Executive Non-Independent Director	N.A.	N.A.
4	Ms. Meenu Maheshwari*	Independent Director	N.A.	N.A.
5	Mr. Sandeep Shah	Independent Director	N.A.	N.A.
6	Mr. Ashutosh Maheshwari	Independent Director	N.A.	N.A.
7	Mr. Judhithir Behera (Resigned w.e.f. 04 <sup>th</sup> August, 2023)	Independent Director	N.A.	N.A.
8	Mr. Ranjeet Mal Kastia (Appointed w.e.f. 31 <sup>st</sup> August, 2023)	Independent Director	N.A.	N.A.
<b>Key Managerial Personnel</b>				
9	Mr. Dipesh Panchal (Resigned w.e.f. 12 <sup>th</sup> August, 2023)	Company Secretary and Compliance Officer	N.A.	N.A.
10	Ms. Khusboo Goyal (Appointed w.e.f. 07 <sup>th</sup> November, 2023)	Company Secretary and Compliance Officer	N.A.	N.A.
11	Mr. Dhrumil Shah (Appointed w.e.f. 14 <sup>th</sup> March, 2024)	Chief Financial Officer	N.A.	N.A.

\* During the year under review, the Company has paid sitting fees.

- B. The Percentage increase in the median remuneration of employees in the financial year: 33.47
- C. The number of permanent employees on the rolls of Company as on 31<sup>st</sup> March, 2024: 145
- D. Average percentile increases already made in the salaries of employees other than the managerial personnel in the last financial year and its comparison with the percentile increase in the managerial remuneration and justification thereof and point out if there are any exceptional circumstances for increase in the managerial remuneration: 12.13
- E. It is hereby affirmed that the remuneration paid is as per the Remuneration Policy of the Company.
- F. Statement of particulars of employees pursuant to Section 197(12) of the Companies Act, 2013 read with Rule 5(2) & (3) of the Companies (Appointment and Remuneration of Managerial Personnel) Rules, 2014 for the year ended March 31, 2024.

Top 10 employees in terms of remuneration drawn during the year:



Name of Employee	Designation	Remuneration received	Qualifications	Percentage of equity shares held by the employee
Jagdeep Singh Rana	Vice President	1782000	BSC+PG in plastic Eng from Capet	0
Praful k Agrawal	Commercial Head	822000	BCA	0
Prabhakar Pankaj Kumar Singh	Quality Manager	624000	BSC	0
Sanjay Kalra	HR Manager	594000	LLB	0
Ashok Bhongade	Loom Maintenance Head	564000	B.A.	0
Nehpal singh Chauhan	Block Bottom AD* kon Operator	564000	10 Pass	0
Kalubhai prajapati	Tape plant Incharge	522000	ITI	0
Ratikanta rout	Label Incharge	492000	10 Pass	0
Anand Pandey	ASS. Electrical Manager	480000	Diploma Electrical	0
Pawankumar	Block Bottom AD* kon Operator	476400	10 Pass	0

- G. Details pertaining to remuneration as required under Section 197 (12) of the Companies Act 2013 read with Rule 5 (2) & 5(3) of the Companies (Appointment and Remuneration of Managerial Personnel) Rules, 2014 with reference to remuneration of employees in excess of the limits prescribed-None of the employees were in receipt of remuneration above Rupees Eight Lakh Fifty thousand per month or Rupees One Crore Two Lakhs Per annum and above.
- H. Details of employees, if employed throughout the financial year or part thereof, was in receipt of remuneration in that year which, in the aggregate, or as the case may be, at a rate which, in the aggregate, is in excess of that drawn by the managing director or whole-time director or manager and holds by himself or along with his spouse and dependent children, not less than two percent of the equity shares of the company. – Nil

For and on behalf of the Board of Directors  
**HCP Plastene Bulkpack Limited**

Sd/-

**Anil Goyal**

(DIN:- 03071035)

Chairman

Date:- 10<sup>th</sup> August, 2024

Place:- Ahmedabad

## Annexure - G to the Directors' Report

FORM NO. MR-3

### SECRETARIAL AUDIT REPORT

FOR THE FINANCIAL YEAR ENDED 31ST MARCH, 2024

[Pursuant to Section 204(1) of the Companies Act, 2013 and Rule 9 of the Companies (Appointment and Remuneration of Personnel) Rules, 2014]

To,  
**The Members,**  
**HCP Plastene Bulkpack Limited**  
 H.B. Jirawala House,  
 Nr. Panchshil Bus Stand,  
 Usmanpura, Ahmedabad-13

We have conducted the secretarial audit of the compliance of applicable statutory provisions and the adherence to good corporate practices by **HCP PLASTENE BULKPACK LIMITED**, CIN: L25200GJ1984PLC050560 (hereinafter called "**the Company**"). The Secretarial Audit was conducted in a manner that provided us a reasonable basis for evaluating the corporate conducts / statutory compliances and expressing our opinion thereon.

Based on our verification of the Company's books, papers, minute books, forms and returns filed and other records maintained by the Company and also the information provided by the Company, its officers, agents and authorized representatives during the conduct of secretarial audit, We hereby report that in our opinion read with **Annexure-A** forming part of this report, the Company has, during the audit period covering the financial year ended on 31st March, 2024, generally complied with the statutory provisions listed hereunder and also that the Company has proper Board-processes and compliance-mechanism in place to the extent, in the manner and subject to the reporting made hereinafter:

We have examined the books, papers, minute books, forms and returns filed and other records maintained by the Company for the financial year ended on 31st March, 2024 according to the provisions of:

- (i) The Companies Act, 2013 (the Act) and the rules made thereunder;
- (ii) The Securities Contracts (Regulation) Act, 1956 ('SCRA') and the rules made thereunder;
- (iii) The Depositories Act, 1996 and the Regulations and Bye-laws framed thereunder;
- (iv) Foreign Exchange Management Act, 1999 and the rules and regulations made thereunder to the extent of Foreign Direct Investment, Overseas Direct Investment and External Commercial Borrowings;
- (v) The following Regulations and Guidelines prescribed under the Securities and Exchange Board of India Act, 1992 ('SEBI Act'):-
  - (a) The Securities and Exchange Board of India (Substantial Acquisition of Shares and Takeovers) Regulations, 2011;
  - (b) The Securities and Exchange Board of India (Prohibition of Insider Trading) Regulations, 2015;
  - (c) The Securities and Exchange Board of India (Issue of Capital and Disclosure Requirements) Regulations, 2018-**(Not applicable during the period under review);**
  - (d) The Securities and Exchange Board of India (Share Based Employee Benefits and Sweat Equity) Regulations, 2021;
  - (e) The Securities and Exchange Board of India (Issue and Listing of Non-Convertible Securities) Regulations, 2021-**(Not applicable during the period under review);**
  - (f) The Securities and Exchange Board of India (Registrars to an Issue and Share Transfer Agents) Regulations, 1993 regarding the Companies Act and dealing with client-**(Not Applicable);**
  - (g) The Securities and Exchange Board of India (Delisting of Equity Shares) Regulations, 2021-**(Not applicable during the period under review);**
  - (h) The Securities and Exchange Board of India (Buyback of Securities) Regulations, 2018-**(Not applicable during the period under review);** and
  - (i) The Securities and Exchange Board of India (Listing Obligations and Disclosure Requirements) Regulations, 2015.

We have also examined compliance with the applicable clauses of the following:

- i. Secretarial Standards issued by the Institute of Company Secretaries of India; and
- ii. The Listing Agreement entered into by the Company with BSE Limited.

**We hereby report that**, during the period under review, the Company has complied with the applicable provisions of the Act, Rules, Regulations, Guidelines, Standards etc. mentioned above, except in respect of matters specified below:-

- *Non-submission of Intimation of Resignation of Independent Director in XBRL mode.*
- *Non-submission of Intimation of Resignation of Company Secretary and Compliance Officer in XBRL mode.*
- *Non-submission of Intimation of Appointment of Independent Director in XBRL mode.*
- *Delay in submission of announcement of appointment of Company Secretary and Compliance Officer of the Company in XBRL mode.*
- *Non-submission of Notice of Annual General Meeting for the Financial Year 2022-23 in XBRL mode.*
- *Delay in compliance with Minimum Public Shareholding (MPS) requirement. However, the Company has paid the amount of fine ₹ 2,47,800/- on 25<sup>th</sup> July, 2024 levied by the Stock Exchange based on the Stock Exchange email dated 22<sup>nd</sup> July, 2024 regarding "Partial waiver of fine levied pursuant to SEBI Circular CFD/CMD/CIR/P/2017/115 dated October 10, 2017".*
- *Non-submission of form ODI with RBI.*

**Also** we would like to emphasize on the matter of delisting of Shares from Calcutta Stock Exchange Association Limited (CSE):-

- a. As informed and based on explanation, information, documents furnished and available to us, the Shareholders has passed Special Resolution in the Annual General Meeting held in the year 2004 to delist the equity shares of the Company from The Calcutta Stock Exchange Association Limited (CSE), Jaipur Stock Exchange Limited and The Stock Exchange, Ahmedabad pursuant to the applicable laws, rules, regulations and guidelines. As informed to us, subsequently the Company has made delisting application to all the Exchanges. Further, refer to the Annual Reports for the FY 2004-05 to 2016-17 and as informed, the reply from CSE is still awaited and Company's Trading is suspended at CSE. Further, pursuant to the implementation of Resolution Plan approved by Hon'ble National Company Law Tribunal (NCLT), the Board of the Company has been re-constituted in Steering Committee Meeting held on 21<sup>st</sup> October, 2020 and we have limited access to the old records of the Company, therefore, we are unable to comment on the actual status, compliances/non-compliances on CSE.
- b. Further, the Company has received Letters from The Calcutta Stock Exchange Association Limited (CSE) vide letter dated 09<sup>th</sup> November, 2023 regarding final Opportunity for compliance of provision of listing of Equity Shares listed and Letter dated 20<sup>th</sup> December, 2023 regarding non-compliance of MSP Guidelines against which reply has already been provided by the Company on that matter.
- c. The Company has also received email from The Calcutta Stock Exchange Association Limited (CSE) vide email dated 24<sup>th</sup> January, 2024 regarding payment of all outstanding dues (including before revival) including Listing Fees, Taxes against Listing Fees, Interest, Revocation Processing Fee, De-listing Processing Fees, Amalgamated Fees, Late Fees, Service Fees and the same has been paid by the Company on same day i.e. on 24<sup>th</sup> January, 2024 and also submitted revocation and/or delisting application. But the Company doesn't receive any update/communication/outcome from The Calcutta Stock Exchange Association Limited (CSE) till date.

**We further report that** having regard to the compliance system and process prevailing in the Company and on examination of the relevant documents and records in pursuance thereof on test-check basis and based on the representations and declarations made by the Company and relied upon by us, the Company has complied with the laws applicable specifically to the Company.

#### **We further report that**

The Board of Directors of the Company is duly constituted with proper balance of Executive Directors, Non-Executive Directors and Independent Directors. The changes in the composition of the Board of Directors that took place during the period under review were carried out in compliance with the provisions of the Act.

Except where consent of the Directors was received for scheduling meeting at a shorter notice, adequate notice is given at least seven days in advance to all Directors to schedule the Board Meetings. As informed to us, the Company has also provided agenda and detailed notes on agenda to the Directors, and a system exists for seeking and obtaining further information and clarifications on the agenda items before the meeting and for meaningful participation at the meeting.

Majority decision is carried through while the dissenting members' views are captured and recorded, wherever applicable, as part of the minutes.

**We further report that**, based on the information provided and the representation made by the Company and also on the review of the compliance certificates / reports taken on record by the Board of Directors of the Company, in our opinion there are adequate systems and processes in the Company commensurate with the size and operations of the Company to monitor and ensure compliance with applicable laws, rules, regulations and guidelines.

**We further report that**, as per the information provided and explanations given to us and representations made by the Company and relied upon by us, during the audit period, the following are the major events / actions took place in pursuance of the above referred laws, rules, regulations, guidelines having a major bearing on the Company's affairs:

1. The Company has obtained approvals of Shareholders for the following special business transacted at AGM;
  - i. Re-Appointment of Managing Director.
  - ii. Related Party Transactions pursuant to Section 188 of the Companies Act, 2013 and Regulation 23 of SEBI Listing Regulations.
  - iii. Payment of remuneration to the Non-Executive Directors of the Company.
  - iv. Appointment of Independent Director.
2. Based on the application dated 21<sup>st</sup> June, 2021 regarding the reclassification of promoter shareholders under Regulation 31A of SEBI (Listing Obligations and Disclosure Requirements), the Company has received approval from BSE Limited for the reclassification of old promoters to public on 02<sup>nd</sup> May, 2023.
3. The Company has floated a Limited Liability Partnership (LLP) in Malaysia in the name of "HCP Plastene Bulkpack PLT" on 12<sup>th</sup> July, 2023 with 60% stake with an investment of INR 5.51 Lakhs (RM 30,000).
4. On 25<sup>th</sup> January 2024, the Company has complied with the Minimum Public Shareholding (MPS) requirements mandated under Rule 19(2)(b) and 19A of the Securities Contracts (Regulation) Rules, 1957 ("SCRR") read with regulation 38 of the Securities and Exchange Board of India (Listing Obligations and Disclosure Requirements) Regulations, 2015 ("LODR Regulations") via using various methods i.e. Offer for Sale (OFS) mentioned in the SEBI Circular No. SEBI/HO/CFD/PoD2/P/CIR/2023/18 "Manner of achieving Minimum Public Shareholding" dated 03<sup>rd</sup> February 2023 and in accordance with the circular bearing reference number SEBI/HO/MRD/MRD-PoD-3/P/CIR/2023/10 dated 10<sup>th</sup> January, 2023 regarding the "Comprehensive Framework on Offer for Sale (OFS) of Shares through Stock Exchange Mechanism" issued by the Securities and Exchange Board of India, through the separate designated window of BSE Limited.

FOR **ALPESH VEKARIYA & ASSOCIATES**  
COMPANY SECRETARIES

Sd/-

**ALPESH VEKARIYA**

FCS: 11100

COP: 21541

UDIN: F011100F000950874

PRC: 1799/2022

Place: Ahmedabad

Date: 10<sup>th</sup> August, 2024

## “Annexure-A”

**To,  
The Members,  
HCP Plastene Bulkpack Limited**

H.B. Jirawala House,  
Nr. Panchshil Bus Stand,  
Usmanpura, Ahmedabad-13

Our report of even date is to be read along with this letter.

1. Maintenance of Secretarial record is the responsibility of the management of the Company. Our responsibility is to express an opinion on these secretarial records based on our audit.
2. We have followed the audit practices and process as considered appropriate to obtain reasonable assurance about the correctness of the contents of the Secretarial records. The verification as done on test basis is to reasonably ensure that correct facts are reflected in secretarial records. We believe that the processes and practices, we followed provide a reasonable basis for our opinion.
3. In respect of laws, rules and regulations other than those specifically mentioned in our report above, we have limited our review, analysis and reporting up to process and system adopted by the Company for compliance with the same and have not verified detailed compliance, submissions, reporting under such laws etc. nor verified correctness and appropriateness thereof including financial records and books of accounts of the Company.
4. Wherever required, we have obtained the Management representation about the compliance of laws, rules, regulations and guidelines and happening of events etc.
5. The compliance of the provisions of Corporate and other applicable laws, rules, regulations, guidelines, standards is the responsibility of management. Our examination was limited to the verification of procedures on test basis.
6. Due to the inherent limitations of an audit including internal, financial, and operating controls, there is an unavoidable risk that some misstatements or material non-compliances may not be detected, even though the audit is properly planned and performed in accordance with audit practices.
7. The Secretarial Audit Report is neither an assurance as to compliance in totality or the future viability of the Company nor of the efficacy or effectiveness with which the management has conducted the affairs of the Company.

FOR **ALPESH VEKARIYA & ASSOCIATES**  
COMPANY SECRETARIES

Sd/-

**ALPESH VEKARIYA**

FCS: 11100

COP: 21541

UDIN: F011100F000950874

PRC: 1799/2022

Place: Ahmedabad

Date: 10<sup>th</sup> August, 2024

# Corporate Governance Report

## 1. COMPANY'S PHILOSOPHY ON CORPORATE GOVERNANCE

Effective Corporate Governance practices constitute the strong foundation on which successful commercial enterprises are built to last. Corporate Governance is based on the principles of integrity, transparency, accountability and commitment to values. Company's views are not only to comply with the statutory requirements in letter and spirit but also to aim at implementing the best practices, keeping in view the overall interest of all its Stakeholders. Your Company takes Corporate Governance as a critical tool to enhance trust of its Customers, Employees, Investors, Government and the Community at large and achieve its goal of maximizing value for its Stakeholders. The Company has adopted a code of conduct for Board Members and Senior Management.

Ethical dealings, transparency, integrity, fairness, disclosure and accountability are the main thrust of the working of the Company.

The Company further believes that the concept of Corporate Governance is founded upon the core values of transparency, empowerment, accountability, independent monitoring and environmental consciousness. The Company has always given its best efforts to upload and nurture these core values across all operational aspects.

The Company continuously follows the procedure of Corporate Governance for ensuring and protecting the rights of its Shareholders by means of transparency, integrity, accountability, trusteeship and checks at the different levels of the management of the Company.

## 2. BOARD OF DIRECTORS

The Board of Company has an optimum combination of Executive Directors, Non-Executive Independent Directors and Woman Director with conformity of Regulation 17 of SEBI (Listing Obligations and Disclosure Requirements) Regulations, 2015 as well as the Companies act, 2013 read with rules framed thereunder, to maintain the Independence of Board and Separate its functions of Management and Governance in transparent manner.

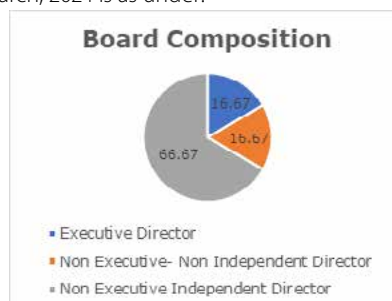
None of the Directors on the Board is a member of more than ten Committees or Chairman of more than five Committees (Committees being Audit Committee and Stakeholders Relationship Committee as per Regulation 26(1) of the Listing Regulations) across all the Public Companies in which he/she is a Director. The necessary disclosures regarding their Committee positions have been made by all the Directors.

### a. Composition of The Board

Sr No	Name of the Director	Category
1	Mr. Anil Goyal	Non-Executive Director/ Chairman
2	Mr. Prakash Parekh	Executive Director/ Promoter/ Managing Director
3	Mr. Ashutosh Maheshvari	Non-Executive/ Independent Director
4	Mr. Sandeep Shah	Non-Executive/ Independent Director
5	Mrs. Meenu Maheshwari	Non-Executive/ Independent Director
6	Mr. Ranjeet Mal Kastia	Non-Executive/ Independent Director

As per the declarations received from the Directors, none of the Director is disqualified under Section 164 of the Companies Act, 2013.

The Composition of the Board as on 31<sup>st</sup> March, 2024 is as under:



Profile of the Directors is available on the website of the company at [www.hpbl.in](http://www.hpbl.in)

- b. The details of attendance of Directors at the Board Meetings and at the last year's Annual General Meeting held on 29<sup>th</sup> September, 2023 are as under:

Name of Director (s)	No of Meetings		Attendance at last AGM	% of attendance
	Held during their tenure	Attended		
Mr. Anil Goyal	6	5	Yes	83.33
Mr. Prakash Parekh	6	6	Yes	100
Mr. Bhaveshkumar Jain***	4	4	Yes	100
Mr. Ashutosh Maheshvari	6	4	Yes	66.67
Mr. Sandeep Shah	6	5	Yes	83.33
Mrs. Meenu Maheshwari	6	5	Yes	83.33
Mr. Judhithir Behera*	2	2	Yes	100
Mr. Ranjeet Mal Kastia**	3	3	NA	100

\* Mr. Judhithir Behera ceased to be Independent Director of the Company with effect from 04th August, 2023.

\*\* Mr. Ranjeet Mal Kastia has been appointed as Director (Non-Executive & Independent Director) with effect from 31st August, 2023.

\*\*\* Mr. Bhaveshkumar Jain ceased to be Director and CFO of the Company with effect from 16th December, 2023.

- c. The Number of other Boards or Committee in which Director is a Chairman or Member including names of the Listed Companies where Directors are holding Directorship with category of Directorship as on 31<sup>st</sup> March, 2024 is as follow:

Name and Designation (DIN) of Director	No of Directorship in other Public Companies	No of Committee position held in other public Companies Board Committees (other than HPBL) in which Chairman/ Member.		Name of other Listed entities in which the concern Director is a Director	Category of Directorship
		Chairman	Member		
		Mr. Anil Goyal, Chairman, (DIN: 03071035)	1		
Mr. Prakash Parekh, Managing Director, (DIN: 00158264)	2	0	0	Nil	NA
Mr. Ashutosh Maheshvari, Director, (DIN: 00001582)	1	0	0	Nil	NA
Mr. Sandeep Shah, Director, (DIN: 01850151)	5	2	5	Jyoti Resins and Adhesives Limited Global Longlife Hospital and Research Limited	Non- Executive & Independent Director Non- Executive & Independent Director
Mrs. Meenu Maheshwari, Director, (DIN: 07113136)	4	0	3	Krishna Capital and Securities Limited	Non- Executive & Independent Director
Mr. Ranjeet Mal Kastia, Director, (DIN: 00053059)	2	0	1	HFCL Limited	Non-Executive & Non-Independent Director

**Notes:-**

- The Directorship held by the Directors as mentioned above excludes Alternate Directorship, Directorship in Foreign Companies, Companies under Section 8 of the Act and Private Limited Companies which are not the Subsidiaries of Public Limited Companies.
- Number of Committee position held as a Chairman and Member consist of two Committees viz. Audit Committee and Stakeholders Relationship Committee as per Regulation 26 of the SEBI Listing Regulations.

**d. Number of Meetings of the Board of Directors held and Dates on which held**

The Board met 6 (Six) times during the Financial Year 2023-2024 and the time gap between two meeting was not more than 120 days. The Board Meeting were held on i.e. 26<sup>th</sup> May, 2023, 09<sup>th</sup> August, 2023, 31<sup>st</sup> August, 2023, 07<sup>th</sup> November, 2023, 12<sup>th</sup> February, 2024 and 14<sup>th</sup> March, 2024.

**e. Disclosure of Relationship between Directors Inter-Se**

None of the Directors of the Company was related to each other.

**f. Number of Shares and Convertible instruments held by Non-Executive Directors**

None of the Non-Executive Directors of the Company is holding Shares or Convertible instruments in the Company.

**g. Familiarisation Programme and Web link where details of familiarisation Programmes imparted to Independent Directors is disclosed**

In Compliance with Regulation 25(7) of the Listing Regulations, your Company has put the structure of familiarisation Programme for all its Independent Directors, to inform about a brief background of the Company, their roles, rights, responsibilities in the Company, nature of the industry in which the Company operates, business model, operations of the Company etc. Periodic presentations are made to the Board on business and performance of the Company.

The details of such familiarisation programmes for Independent Directors of the Company are posted on the website of the Company and it can be accessed by this link: [www.hpbl.in](http://www.hpbl.in).

**h. A chart/matrix relating to skills/expertise/ competence of the Board of Directors**

The following is the list of core skills/competencies identified by the Board of Directors as required in the context of the Company's business and that the said skills are available within the Board Members:

Area	Particulars
Plastic Packaging	Experience in the plastic packaging sector
Business Leadership	Leadership experience including in areas of business development, strategic planning, succession planning, driving change and long-term growth and guiding the Company and its Senior Management towards its vision and values
Financial Expertise	Knowledge and skills in accounting, finance, treasury management, tax and financial management of large corporations with understanding of capital allocation, funding and financial reporting processes.
Risk Management	Ability to understand and assess the key risks to the organization, legal compliances and ensure that appropriate policies and procedures are in place to effectively manage risk.
Global Experience	Global mindset and staying updated on global market opportunities, competition experience in driving business success around the world with an understanding of diverse business environments, economic conditions and regulatory frameworks.
Merger & Acquisition	Ability to assess build or buy & timing of decisions, analyze the fit of a target with the Company's strategy and evaluate operational integration plans
Corporate Governance & ESG	Experience in implementing good corporate governance practices, reviewing compliance and governance practices for a sustainable growth of the Company and protecting Stakeholders' interest.
Technology & Innovations	Experience or knowledge of emerging areas of technology such as digital, artificial intelligence, cyber security, data centre, data security etc.

In the table below, the specific area of focus of expertise of individual board members have been highlighted.

Name of Director	Special Skills
Mr. Anil Goyal	Plastic Packaging, Business Leadership, Financial Expertise, Risk Management, Global Experience, Corporate Governance & ESG, Technology & Innovations.
Mr. Prakash Parekh	Plastic Packaging, Business Leadership, Financial Expertise, Risk Management, Global Experience, Corporate Governance & ESG, Merger & Acquisition, Technology & Innovations.
Mr. Bhaveshkumar Jain***	Business Leadership, Financial Expertise, Risk Management, Global Experience, Corporate Governance & ESG, Merger & Acquisition, Technology & Innovations.



<b>Name of Director</b>	<b>Special Skills</b>
Mr. Ashutosh Maheshwari	Business Leadership, Financial Expertise, Risk Management, Global Experience, Governance & ESG, Merger & Acquisition.
Mr. Sandeep Shah	Business Leadership, Financial Expertise, Risk Management, Governance & ESG.
Mrs. Meenu Maheshwari	Business Leadership, Financial Expertise, Risk Management, Governance & ESG.
Mr. Judhisthir Behera*	Business Leadership, Financial Expertise, Risk Management, Global Experience, Governance & ESG.
Mr. Ranjeet Mal Kastia**	Business Leadership, Financial Expertise, Risk Management, Global Experience, Governance & ESG.

\* Mr. Judhisthir Behera ceased to be Independent Director of the Company with effect from 04th August, 2023.

\*\* Mr. Ranjeet Mal Kastia has been appointed as Director (Non-Executive & Independent Director) with effect from 31st August, 2023.

\*\*\* Mr. Bhaveshkumar Jain ceased to be Director and CFO of the Company with effect from 16th December, 2023.

Note - Each Director may possess varied combinations of skills/ expertise within the described set of parameters and it is not necessary that all Directors possess all skills/ expertise listed therein.

**i. Confirmation of Independence**

The Board confirms that all the Independent Directors fulfil the conditions specified in Listing Regulations and that they are Independent from the Management.

**j. Reason of resignation of Independent Director who resigns before the expiry of the term.**

During the Financial Year, Mr. Judhisthir Behera has resigned before the expiry of his tenure due to some personal and unavoidable reasons on 04<sup>th</sup> August, 2023. Hence, He ceased to be a Non-Executive Independent Director of the Company with effect from 04<sup>th</sup> August, 2023.

**k. Code of conduct**

Company has framed code of conduct for Board of Directors and Senior Management of the Company which is available on the Company's website at www.hpbl.in which includes Code of Conduct for Independent Directors which suitably incorporates the duties of Independent Directors as laid down in the Companies Act, 2013 ("Act") as well as Listing Regulations and Senior Management to provide guidance and help in recognizing and dealing with ethical issues, provide mechanisms to report unethical conduct and to help promote a culture of honesty.

In respect of Financial Year 2023-2024, all Board Members and Senior Management Personnel of the Company have affirmed compliance with the code as applicable to them and a declaration to this effect signed by the Managing Director is attached as "**Annexure-B**" at the end of Corporate Governance Report.

**l. Information supplied to the Board of Directors**

During the Financial Year 2023-2024, all necessary information as required under the applicable provisions of the Act, Listing Regulations and other applicable laws and rules were placed and discussed at the Board Meeting. Further, the dates of Board and Committee Meetings were communicated to the Directors and Committee Members respectively well in advance in compliance with various provisions of Law. Members were given agenda in detail along with necessary documents and information in advance of each Meeting of the Board and Committee(s) by e-mail/ Physical as well as in meeting itself also except Price Sensitive Information which was available in meeting only.

The Board periodically reviews compliance reports with respect to laws and regulations available to the Company. The Board has made available complete information as enumerated in Part A of Schedule II of the Listing Regulations as well as other information as required by them. The Board Members may bring up any matter for consideration of the Board in consultation with the Chairman. The meetings of the Board and Committees are generally held at Corporate Office of the Company.

**m. Independent Directors**

Company is in compliance with the provisions of Section 149, 152, Schedule IV and other applicable provisions of the Companies Act, 2013 read with rules framed thereunder and the Listing Regulations. Mr. Sandeep Shah, Mr. Ashutosh Maheshwari, Mrs. Meenu Maheshwari and Mr. Ranjeet Mal Kastia are the Independent Directors of the Company and they are not liable to retire by rotation.

Further the Independent Directors have confirmed that they are not crossing limit of Chairmanship or Membership holding in Audit Committee and Stakeholders Relationship Committee and Compliances as mentioned in Regulation 26(1) of the Listing Regulations.

None of the Independent Directors of Company serve as Independent Directors in more than 7 Listed entities and in case they are Whole-time Directors or Managing Director in any Listed entity, then he/she does not serve as an Independent Director in more than 3 Listed entities as per Regulation 17A of the Listing Regulations.

**n. Formal letter of appointment to the Independent Director**

The Company has issued formal letter of appointment to all the Independent Directors on their appointment explaining inter-alia, their roles, responsibilities, code of conduct, functions and duties as Directors of the Company. The terms and conditions of appointment of Independent Directors have been hosted on the website of the Company and can be assessed at [www.hpbl.in](http://www.hpbl.in).

**o. Separate Meeting of Independent Directors**

Pursuant to provisions of Schedule IV of the Companies Act, 2013 read with Regulation 25(3) of the Listing Regulations, a separate meeting of Independent Directors was held on 12<sup>th</sup> February, 2024 inter alia, for the following purposes:

- i. Review of the Performance of Non-Independent Directors and the Board as a whole;
- ii. Review of the Performance of the Chairperson of the Company by taking into account the views of Executive Directors and Non-Executive Directors;
- iii. Review and assess the quality, quantity and timeliness of flow of information between the Company Management and the Board that is necessary for the Board to effectively and reasonably perform their duties;

Except Mr. Ashutosh Maheshvari, All the Independent Directors were present in the meeting held on 12<sup>th</sup> February, 2024.

**p. Non-Executive Directors compensation and disclosures**

Company has not paid any fees/compensation to Independent Directors except sitting fees within limit as specified under the Companies Act, 2013 read with Rules framed there under for Board Meetings and Committee Meetings attended by them. There was no pecuniary relationship or transaction of Non-Executive Directors vis-à-vis the Company.

**3. BOARD COMMITTEE**

In compliance with the various provisions of the Companies Act, 2013 read with Rules framed thereunder, the Listing Regulations and other applicable law, Company has constituted (1) Audit Committee (2) Nomination and Remuneration Committee (3) Stakeholders Relationship Committee (4) Corporate Social Responsibility Committee (5) Management Committee.

The minutes of Committee meetings are tabled at the next Board Meeting for their review, consideration, noting and doing needful. The minutes of the proceedings of the Committee Meetings are captured in the same manner as the Board Meetings and in accordance with the provisions of the Companies Act, 2013 read with rules framed thereunder and as per Secretarial Standard-1.

**1. AUDIT COMMITTEE**

**(a) Brief description of terms of references:**

Company has constituted a qualified and Independent Audit Committee in line with provisions of Section 177 of the Companies Act, 2013 read with rules framed thereunder and Regulation 18 of the Listing Regulations. As on 31<sup>st</sup> March, 2024, Audit committee comprises 4 (four) members out of which 3 (three) are Non-Executive Independent Director and 1 (one) is Non-Executive Non-Independent Director. The Audit Committee Meetings were attended by Statutory Auditor, Internal Auditor and Chief Financial Officer of the Company. The minutes of the meetings of the Committee are placed before the Board for noting. Ms. Khusboo Goyal, Company Secretary & Compliance officer, function as a Secretary of the Committee.

**Role and Terms of Reference**

The Role and terms of reference of the Audit Committee are in compliance with the provisions of Section 177 of the Companies Act, 2013 read with the Rules framed there under and Listing Regulations.

The Brief description of role and terms of reference of Audit Committee is as under:

1. Oversight of the listed entity's financial reporting process and the disclosure of its financial information ensure that the financial statement is correct, sufficient and credible.
2. Recommendation for appointment, remuneration and terms of appointment of auditors of the listed entity;
3. Approval of payment to statutory auditor for any other services rendered by the statutory auditor;
4. Reviewing with the Management, the annual financial statements and auditors' report thereon before submission to the Board for approval, with particular reference to:
  - a) Matters required to be included in the Directors' responsibilities statement to be included in the Board's Report in terms of clause (c) of sub-section (3) of section 134 of the Companies Act, 2013;

- b) Changes, if any, in accounting policies and practices and reasons for the same;
  - c) Major accounting entries involving estimates based on the exercise of judgement by Management;
  - d) Significant adjustments made in the financial statement arising out of the audit findings;
  - e) Compliance with listing and other legal requirements relating to financial statement;
  - f) Disclosure of any related party transactions;
  - g) Modified opinion(s) in the draft audit report;
5. Reviewing with the Management, the quarterly financial statements before submission to the Board for approval;
  6. Reviewing with the Management, the statement of uses/ application of funds raised through an issue (public issue, rights issue, preferential issue, etc.), the statement of funds utilized for purposes other than those stated in the offer document / prospectus / notice and the report submitted by the monitoring agency monitoring the utilization of proceeds of a public issue or rights issue or preferential issue or qualified institutions placement, and making appropriate recommendations to the Board to take up steps in this matter;
  7. Reviewing and monitoring the auditor's independence and performance, and effectiveness of audit process;
  8. Approval or any subsequent modification of transactions of the listed entity with related parties;
  9. Scrutiny of Inter-Corporate Loans and Investments;
  10. Valuation of undertakings or assets of the listed entity, wherever it is necessary;
  11. Evaluation of internal financial controls and risk management systems;
  12. Reviewing with the Management, performance of statutory and internal auditors, adequacy of the internal control systems;
  13. Reviewing the adequacy of internal audit function, if any, including the structure of the internal audit department, staffing and seniority of the official heading the department, reporting structure coverage and frequency of internal audit;
  14. Discussion with internal auditors of any significant findings and follow up there on;
  15. Reviewing the findings of any internal investigations by the internal auditors into matters where there is suspected fraud or irregularity or a failure of internal control systems of a material nature and reporting the matter to the Board;
  16. Discussion with statutory auditors before the audit commences about the nature and scope of audit as well as post-audit discussion to ascertain any area of concern;
  17. To look into the reasons for substantial defaults in the payment to the depositors, debenture holders, shareholders in case of non-payment of declared dividends and creditors;
  18. To review the functioning of the whistle blower mechanism;
  19. Approval of appointment of Chief Financial Officer after assessing the qualifications, experience and background, etc. of the candidate;
  20. The Audit Committee is mandatorily reviewing the following information:
    1. management discussion and analysis of financial condition and results of operations;
    2. management letters/ letters of internal control weaknesses issued by the statutory auditors;
    3. internal audit reports relating to internal control weaknesses; and
    4. the appointment, removal and terms of remuneration of the chief internal auditor shall be subject to review by the Audit Committee.
    5. statement of deviations:
      - a. quarterly statement of deviation(s) including report of monitoring agency, if applicable, submitted to Stock Exchange(s) in terms of Regulation 32(1).
      - b. annual statement of funds utilized for purposes other than those stated in the offer document/prospectus/ notice in terms of Regulation 32(7).
  21. Reviewing and considering the following with respect to appointment of auditor before recommending to the Board:
    - a. Qualification and experience of the Individual/ Firm proposed to be considered for appointment as auditor;
    - b. Whether such qualifications and experience are commensurate with the size and requirements of the Company and
    - c. Giving due regard to any order or pending proceeding relating to professional matters of conduct against the proposed auditor before the Institute of Chartered Accountants of India or any competent authority or any court.

22. Review and comment upon the report made by the statutory auditors before submission to the Central Government with regard to any offence involving fraud committed against the Company by its officers/ employees.
23. Recommending to the Board of Directors, the appointment, remuneration and term of appointment of Cost Auditor for the Company;
24. Review the cost audit report submitted by the Cost Auditor on audit of cost records before submission to the Board for approval;
25. Appointing registered valuers and defining the terms and conditions for conducting the valuation of assets/net worth/ liabilities of the Company.
26. Reviewing the valuation report and follow-up thereon;
27. Review and approve policy formulated for determination of Material Subsidiaries;
28. Review and approve policy on materiality of Related Party Transactions and also dealing with Related Party Transactions;
29. reviewing the utilization of loans and/ or advances from/investment by the Holding Company in the Subsidiary exceeding rupees 100 crore or 10% of the asset size of the subsidiary, whichever is lower including existing loans / advances / investments existing as on the date of coming into force of this provision.
30. To consider and comment on rationale, cost-benefits and impact of schemes involving merger, demerger, amalgamation etc., on the Company and its Shareholders; and
31. To carry out the functions as mentioned under the SEBI (Prohibition of Insider Trading) Regulations, 2015;
32. Carrying out any other function as may be statutorily required to be carried out by the Audit Committee;
33. Carrying out any other function as may be referred to the Committee by the Board.

**(b) Composition of the Committee, Name of Chairperson & Members and Attendance at the Meetings:**

The Audit Committee met 6 (Six) times during the Financial Year 2023-2024 and the time gap between two meetings was not more than 120 days. The Meetings were held on 26<sup>th</sup> May, 2023, 09<sup>th</sup> August, 2023, 31<sup>st</sup> August, 2023, 07<sup>th</sup> November, 2023, 12<sup>th</sup> February, 2024 and 14<sup>th</sup> March, 2024.

Name of the Director	Designation	Nature of Directorship	Audit Committee Meeting details	
			Held during their tenure	Attended
Mr. Sandeep Shah	Chairperson	Non-Executive/ Independent Director	6	6
Mr. Ashutosh Maheshvari	Member	Non-Executive/ Independent Director	6	3
Mrs. Meenu Maheshwari	Member	Non-Executive/ Independent Director	6	5
Mr. Anil Goyal	Member	Non-Executive/ Non-Independent Director	6	5

All the members of the Committee are well-versed in matters relating to finance, accounts and general management practices. The CFO, Statutory Auditor and Internal Auditor regularly attend the meeting of the Audit Committee as permanent invitees. Other invitees are invited on need basis to brief the Audit Committee on important matters.

## 2. NOMINATION AND REMUNERATION COMMITTEE

**(a) Brief description of terms of reference:**

Company has framed qualified Nomination and Remuneration Committee as per the requirements of Section 178 of the Companies Act, 2013 read with Rules framed thereunder and Regulation 19 of the Listing Regulations.

The Nomination and Remuneration Committee, as on 31<sup>st</sup> March, 2024, comprises 3 (Three) Members out of which 2 (Two) are Non-Executive-Independent Directors and 1 (one) is Non-Executive Non-Independent Director. Ms. Khusboo Goyal, Company Secretary & Compliance Officer acts as a Secretary of the Committee.

**Terms of Reference**

The terms of reference of the Nomination and Remuneration Committee inter alia, includes the following:

1. To formulate and review the criteria for determining qualifications, positive attributes and Independence of a Director;
2. To recommend to the Board of Directors a policy relating to the remuneration of the Directors, Key Managerial Personnel and other employees and to ensure compliance with the remuneration policy set forth by the Company;
3. To formulate criteria for evaluation of performance of Independent Directors and the Board of Directors;
4. To devise a policy on Board diversity;

5. To report on the systems and on the amount of the annual remuneration of Directors and Senior Management;
6. To identifying persons who are qualified to become Directors and who may be appointed in Senior Management in accordance with the criteria laid down and recommend to the Board of Directors their appointment and removal;
7. To recommend to the Board, all remuneration in whatever form, payable to Senior Management;
8. To decide whether to extend or continue the term of appointment of the Independent Director, on the basis of the report of performance evaluation of Independent Directors and recommend to the Board;
9. To specify the manner for effective evaluation of performance of Board, its Committees and Individual Directors and review its implementation and compliance;
10. To carry out such other works as may be defined by the Board of Directors under the framework of Listing Regulations and Companies act, 2013, as amended from time to time.

**(b) Composition of the Committee, Name of Chairperson & Members and attendance at the Meetings:**

The Nomination and Remuneration Committee met 6 (Six) times during the Financial Year 2023-2024 and the time gap between two meetings was not more than 120 days. The Meetings were held on 26<sup>th</sup> May, 2023, 09<sup>th</sup> August, 2023, 31<sup>st</sup> August, 2023, 07<sup>th</sup> November, 2023, 12<sup>th</sup> February, 2024 and 14<sup>th</sup> March, 2024.

Name of the Director	Designation	Nature of Directorship	Committee Meeting details	
			Held during their tenure	Attended
Mrs. Meenu Maheshwari	Chairperson	Non-Executive/ Independent Director	6	5
Mr. Anil Goyal	Member	Non-Executive/ Non-Independent Director	6	5
Mr. Sandeep Shah	Member	Non-Executive/ Independent Director	6	6

**(c) Performance evaluation criteria for Independent Directors**

As per the Nomination and Remuneration Policy of the Company, the performance evaluation of Independent Directors is carried out on the basis of prescribed criteria including participation and contribution by every Director in the meeting, commitment, effective deployment of knowledge and expertise, effective management, relationship with stakeholders, integrity and maintenance of confidentiality, professional conduct and Independence, willingness to devote sufficient time to carry out the duties and responsibilities effectively including attendance at meetings, act in the best interest of minority Shareholders of the Company etc.

### 3. STAKEHOLDERS RELATIONSHIP COMMITTEE

In compliance with provisions of Section 178(5) of the Companies Act, 2013 read with Rules framed thereunder and Regulation 20 of the SEBI (Listing Obligations and Disclosure Requirements) Regulations, 2015, Company has duly constituted Stakeholders Relationship Committee.

As per Regulation 20(4) of the SEBI (Listing Obligations and Disclosure Requirements) Regulations, 2015, following are the Role of the Stakeholders Relationship Committee specified under Part D of Schedule II of the SEBI (Listing Obligations and Disclosure Requirements) Regulations, 2015:

1. To consider and resolve the grievance of Shareholders and other security holders, if any, including complaints related to transfer/ transmission of shares, non-receipt of annual report, non-receipt of declared dividends, issue of new/duplicate certificates, general meetings etc.
2. Review of measures taken for effective exercise of voting rights by Shareholders.
3. Review of adherence to the service standards adopted by the listed entity in respect of various services being rendered by the Registrar & Share Transfer Agent.
4. Review of the various measures and initiatives taken by the listed entity for reducing the quantum of unclaimed dividends and ensuring timely receipt of dividend warrants/annual reports/statutory notices by the Shareholders of the Company.
5. To oversees the performance of the Registrar & Transfer Agent and recommends measures for overall improvement in the quality of investor services;
6. Issue of new/ duplicate / split / consolidated certificate;
7. To review cases for transfer / transmission of shares, debentures and other securities;

8. To make reference to statutory and regulatory authorities regarding investor grievances and to otherwise ensure proper and timely attendance and redressal of investor queries and grievances;
9. Review of movements in shareholding and ownership structures of the Company;
10. Conduct a Shareholder Satisfaction Survey to judge the level of satisfaction amongst Shareholders. Suggest and drive implementation of various investor-friendly initiatives;
11. Any other roles, powers and functions as mentioned in the Companies Act, 2013 read with Rules framed thereunder and SEBI (LODR) Regulations, 2015.

**(a) Name of the Non-Executive Director heading**

Mr. Anil Goyal, Non-Executive Non-Independent Director is heading the Stakeholders Relationship Committee of the Company.

**(b) Name and Designation of the Compliance Officer**

Mr. Dipesh Panchal, Company Secretary was the Compliance Officer for complying with the requirements of Securities laws and the Listing Regulations upto 12<sup>th</sup> August, 2023 as he has resigned from the office w.e.f. 12<sup>th</sup> August, 2023.

Ms. Khusboo Goyal, Company Secretary is the Compliance Officer for complying with the requirements of Securities laws and the Listing Regulations from 07<sup>th</sup> November, 2023 as she has been appointed as Company Secretary of the Company w.e.f. 07<sup>th</sup> November, 2023.

**(c) Number of Shareholders' complaints received during the Financial Year**

During the Financial Year 2023-24, One (1) complaint was received from the Shareholders. Which was resolved.

**(d) Number of complaints not solved to the satisfaction of Shareholders**

All the complaints received during the year are resolved.

**(e) Number of pending complaints**

There is no such pendency of complaints.

### 3B. SENIOR MANAGEMENT:

Name	Designation
Mr. Prakash Parekh	Managing Director
Mr. Dhrumil Shah	Chief Financial Officer
Mr. Anil Goyal	Chairman
Mr. Jagdeep Singh Rana	Vice President
Mr. Praful Agrawal	Commercial Head
Mr. Sunil Pandey	Planning Head

#### OTHER BOARD COMMITTEES

The Board has constituted following other Board Committee besides the Committee mentioned above:

**1. CORPORATE SOCIAL RESPONSIBILITY COMMITTEE**

**• Composition and Meeting:**

Company has constituted Corporate Social Responsibility (CSR) Committee in compliance with the provisions of Section 135 of the Companies Act, 2013 and read with Rules framed thereunder.

The CSR Committee met 2 (Two) times during the Financial Year 2023-2024 on 07<sup>th</sup> November, 2023 and 12<sup>th</sup> February, 2024.

The Composition of the CSR Committee as on 31<sup>st</sup> March, 2024 and the details of members' participation at the respective meeting of the Committee are as under;

Name of the Director	Designation	Nature of Directorship	Committee Meeting details	
			Held during their tenure	Attended
Mrs. Meenu Maheshwari	Chairperson	Non-Executive/ Independent Director	2	2
Mr. Sandeep Shah	Member	Non-Executive/ Independent Director	2	2
Mr. Bhaveshkumar Jain*	Member	Executive Director	1	1
Mr. Anil Goyal**	Member	Non-Executive/Non-Independent Director	1	1

\*Mr. Bhaveshkumar Jain ceased to be a Member of the Committee w.e.f. 16<sup>th</sup> December, 2023.

\*\*Mr. Anil Goyal has been appointed as Member of the Committee w.e.f. 12<sup>th</sup> February, 2024.

- **Terms of reference**

The terms of reference of the CSR Committee are as under:

- Formulate and recommend to the Board, a Corporate Social Responsibility Policy which shall indicate the activities to be undertaken by the Company in areas or subject, as specified in Schedule VII of the Companies Act, 2013;
- To Review and recommend the amount of expenditure to be incurred on the activities to be undertaken by the Company;
- Monitor the Corporate Social Responsibility Policy of the Company from time to time;
- Adhere to Section 135 of the Companies Act, 2013 & Companies (Corporate Social Responsibility Policy) Rules, 2014 (including any statutory modifications, amendments or re-enactment thereto for the time being in force) and;
- Any other matter as the CSR Committee may deem appropriate after approval of the Board of Directors or as may be directed by the Board of Directors from time to time.

## 2. MANAGEMENT COMMITTEE

Company has constituted Management Committee to exercise all such power and to do all such acts and things, as the Board of Directors of the Company is authorized to exercise and do as per section 179 and other applicable provisions of the Companies Act, 2013. The recommendation and/or observations made by the Committee shall be placed before the subsequent Board Meeting for noting and taking necessary actions.

Management Committee met 4 (Four) times during the Financial Year on 13<sup>th</sup> June, 2023, 24<sup>th</sup> August, 2023, 19<sup>th</sup> October, 2023, and 14<sup>th</sup> March, 2024.

The Composition of the Management Committee as on 31<sup>st</sup> March, 2024 and the details of members' participation at the respective meeting of the Committee are as under;

Name of the Director	Designation	Nature of Directorship	Committee Meeting details	
			Held during their tenure	Attended
Mr. Anil Goyal	Chairperson	Non-Executive/ Non-Independent Director	4	4
Mr. Bhaveshkumar Jain*	Member	Executive Director	3	3
Mr. Prakash Parekh	Member	Executive Director	4	4

\*Mr. Bhaveshkumar Jain ceased to be Member of the Committee w.e.f. 16<sup>th</sup> December, 2023.

Mr. Dhrumil Shah, Chief Financial Officer acts as Officer of the Committee. He has been appointed as Officer of the Committee w.e.f. 14<sup>th</sup> March, 2024.

## 4. REMUNERATION OF DIRECTORS

### (a) Pecuniary relationship or transactions with Non-Executive Directors vis-à-vis the Company

There was no any pecuniary relationship or transactions with Non-Executive Directors vis-à-vis the Company.

### (b) Criteria for Making payment to Non-Executive Directors

Criteria for making payment to Non-Executive Directors is available on the website of Company at the following web link: [www.hpbl.in](http://www.hpbl.in).

### (c) Disclosure with respect to remuneration

#### 1. Executive Director (In Lakhs)

Name of Director	Salary	Commission	Perquisite	Stock Options	Total
Mr. Prakash Parekh	-	-	-	-	-
Mr. Bhaveshkumar Jain*	16.28	-	-	-	16.28

\* Received remuneration of ₹16.28 lakhs as CFO of the Company (Upto 16th December, 2023).

#### 2. Non-Executive Director

Name of Director	Category	Sitting fees (In Lakhs)
Mr. Anil Goyal	Non-Executive Director	Nil
Mr. Ashutosh Maheshwari	Non-Executive/ Independent Director	Nil
Mr. Sandeep Shah	Non-Executive/ Independent Director	Nil
Mrs. Meenu Maheshwari	Non-Executive/ Independent Director	0.68
Mr. Judhithir Behera*	Non-Executive/ Independent Director	Nil
Mr. Ranjeet Mal Kastia**	Non-Executive/ Independent Director	Nil

\* Mr. Judhishir Behera ceased to be Independent Director of the Company with effect from 04<sup>th</sup> August, 2023.

\*\* Mr. Ranjeet Mal Kastia has been appointed as Director (Non-Executive & Independent Director) with effect from 31<sup>st</sup> August, 2023.

- Mr. Anil Goyal, Mr. Sandeep Shah, Mr. Ashutosh Maheshwari and Mr. Ranjeet Mal Kastia opted to forgo their right to receive sitting fees.
- Mr. Prakash Parekh opted to forgo his right to receive remuneration.

Performance criteria includes the growth, consolidation, Compliance Record, comparison with the peer group as assessed/ adjudged along with other criteria as decided by the Board /Committee time to time.

3. There are no separate service agreements executed by the Company and its Directors. Letter of appointment issued to executive directors.

The Non-Executive/Independent Directors are entitled to commission and sitting fees in respect of the meetings of the Board and its committee/ sub-committees attended by them and they are also entitled to reimbursement of all expenses for participation in the Board and other meetings in accordance with the Letter of Appointment issued to them.

Apart from letters of appointments, there are no service agreements/severance fees executed/paid by the Company to the Directors. For all the above mentioned agreements notice period is/would be 90 days. Non-Executive Director may resign from his/her position at any time after serving a reasonable written notice to the Board.

4. The Company has not granted any ESOPs to any of the Directors of the Company.

## 5. GENERAL BODY MEETINGS

- (a) Location and Time of last three Annual General Meetings (AGMs) were held and Special Resolutions passed in the previous 3 AGMs:

Financial year ended	Day/Date of AGM	Time	Location	No. of Special Resolution passed
31 <sup>st</sup> March, 2023	29-09-2023	11:30 AM	Through Video Conferencing ("VC") / Other Audio Visual Means("OAVM")	2 (Two) <b>See Note: 1</b>
31 <sup>st</sup> March, 2022	26-09-2022	11:00 AM	Through Video Conferencing ("VC") / Other Audio Visual Means("OAVM")	3 (Three) <b>See Note: 2</b>
31 <sup>st</sup> March, 2021	27-09-2021	12:30 PM	Through Video Conferencing ("VC") / Other Audio Visual Means("OAVM")	15 (Fifteen) <b>See Note: 3</b>

### Notes:

1. In the Annual General Meeting held on 29<sup>th</sup> September, 2023, 02 (Two) Special Resolutions were passed as follow:
  - 1) To consider and approve the payment of remuneration to Mrs. Meenu Maheshwari (DIN: 07113136), Non-Executive Independent Director in excess of the limit prescribed under Securities and Exchange Board of India (Listing Obligations and Disclosure Requirements) Regulations, 2015;
  - 2) To approve the appointment of Mr. Ranjeet Mal Kastia (DIN: 00053059) as an Independent Director of the Company.
2. In the Annual General Meeting held on 26<sup>th</sup> September, 2022, 03 (Three) Special Resolutions were passed as follow:
  - 1) To approve the appointment of Mr. Judhishir Behera (DIN: 08605965) as an Independent Director of the Company;
  - 2) To consider and approve the payment of remuneration to Mrs. Meenu Maheshwari (DIN: 07113136), Non-Executive Independent Director in excess of the limits prescribed under Securities and Exchange Board of India (Listing Obligations and Disclosure Requirements) Regulations, 2015;
  - 3) To consider and approve the grant of ESOPs to Mr. Anil Goyal (DIN: 03071035), Chairman and Non-Executive Director of the Company.
3. In the Annual General Meeting held on 27<sup>th</sup> September, 2021, 15 (Fifteen) Special Resolutions were passed as follow:
  - 1) To appoint Mr. Prakash Parekh (DIN: 00158264) as Managing Director of the Company;
  - 2) To appoint Mrs. Meenu Maheshwari (DIN: 07113136) as a Non- Executive Independent Director of the Company;
  - 3) To appoint Mr. Bhaveshkumar Jain (DIN: 07087023) as Director of the Company;



- 4) To appoint Mr. Subir Kumar Das (DIN: 02237356) as Non-Executive Independent Director of the Company;
- 5) To appoint Mr. Sandeep Motilal Shah (DIN: 01850151) as Non-Executive Independent Director of the Company;
- 6) To appoint Mr. Ashutosh Maheshvari (DIN: 00001582) as Non-Executive Independent Director of the Company;
- 7) To approve the change in the name of Company from Gopala Polyplast Limited to HCP Plastene Bulkpack Limited and consequent amendment in Memorandum and Articles of Association of the Company;
- 8) To amend the object clause in the Memorandum of Association of the Company as per Companies Act 2013;
- 9) Adoption of New Set of Articles of Association as per Companies Act 2013;
- 10) To approve the Shifting of Registered Office of the Company within same State but out of Local Limits;
- 11) Approval for Increase in Borrowing Power;
- 12) To secure the Borrowing of the Company by creation of Charge or providing security;
- 13) Authority to Board to give Loan or to provide Guarantee / Security or to make Investment;
- 14) Approval for Loan, Investment, Guarantee, or Security to Parties under section 185 of Companies Act, 2013;
- 15) Payment of commission to the Non-Executive Directors of the Company.

**(b) The details of Special Resolution passed last year through postal ballot and details of voting pattern:**

No Special Resolutions were passed during 2023-24 through postal ballot.

**(c) The Person who conducted the Postal Ballot exercise: Not applicable**

**(d) Whether any Special Resolution is proposed to be conducted through postal ballot:**

No Special Resolution is proposed to be conducted through postal ballot as on the date of this report.

**(e) Procedure for Postal Ballot: Procedure of Postal Ballot does not require.**

## 6. MEANS OF COMMUNICATION

(a) Quarterly results	The Quarterly Results are published in the newspapers and displayed on the Company's website at <a href="http://www.hpbl.in">www.hpbl.in</a>
(b) Newspapers wherein results normally published	The Quarterly and Half Yearly Financial Results are generally published in Financial Express in English and Gujarati Language.
(c) Company's website, where displayed	The separate section named "INVESTORS" in the Company's website at <a href="http://www.hpbl.in">www.hpbl.in</a> is displaying required information in respect of interest of various Stakeholders. The Annual Report for this Financial Year 2023-24 as well as Quarterly / Half Yearly Financial Results of the Company is also available therein.
(d) Whether it also displays official news releases;	The Company's official news releases, if any are also available on the Company's website.
(e) The presentations made to institutional investors or to analysts	No presentations were made to institutional investors or to the analysts during the year under review.

## 7. GENERAL SHAREHOLDER INFORMATION

<b>(a) Annual General Meeting</b>	Date: 30 <sup>th</sup> September, 2024 Time: 11.30 AM Venue: The 40 <sup>th</sup> Annual General Meeting of the Company is being conducted through VC/OAVM. The proceedings of the AGM shall be deemed to be conducted at the Registered Office of the Company which shall be the deemed Venue of the AGM.												
<b>(b) Financial Year</b>	Financial Year of the Company is from 1 <sup>st</sup> April to 31 <sup>st</sup> March and financial results will be declared for the financial year 2024-25 as per the following schedule.												
	<table border="1"> <thead> <tr> <th>Particulars</th> <th>Tentative and Subject to Change</th> </tr> </thead> <tbody> <tr> <td colspan="2"><b>Quarterly Unaudited Financial Results</b></td> </tr> <tr> <td>Quarter ending 30<sup>th</sup> June, 2024</td> <td>On or before 14<sup>th</sup> August, 2024</td> </tr> <tr> <td>Quarter ending 30<sup>th</sup> September, 2024</td> <td>On or before 14<sup>th</sup> November, 2024</td> </tr> <tr> <td>Quarter ending 31<sup>st</sup> December, 2024</td> <td>On or before 14<sup>th</sup> February, 2025</td> </tr> <tr> <td>Fourth Quarter and Annual ending on 31<sup>st</sup> March, 2025</td> <td>On or before 30<sup>th</sup> May, 2025</td> </tr> </tbody> </table>	Particulars	Tentative and Subject to Change	<b>Quarterly Unaudited Financial Results</b>		Quarter ending 30 <sup>th</sup> June, 2024	On or before 14 <sup>th</sup> August, 2024	Quarter ending 30 <sup>th</sup> September, 2024	On or before 14 <sup>th</sup> November, 2024	Quarter ending 31 <sup>st</sup> December, 2024	On or before 14 <sup>th</sup> February, 2025	Fourth Quarter and Annual ending on 31 <sup>st</sup> March, 2025	On or before 30 <sup>th</sup> May, 2025
Particulars	Tentative and Subject to Change												
<b>Quarterly Unaudited Financial Results</b>													
Quarter ending 30 <sup>th</sup> June, 2024	On or before 14 <sup>th</sup> August, 2024												
Quarter ending 30 <sup>th</sup> September, 2024	On or before 14 <sup>th</sup> November, 2024												
Quarter ending 31 <sup>st</sup> December, 2024	On or before 14 <sup>th</sup> February, 2025												
Fourth Quarter and Annual ending on 31 <sup>st</sup> March, 2025	On or before 30 <sup>th</sup> May, 2025												
<b>(c) Dividend Payment Date</b>	Not applicable												
<b>(d) Name and address of stock exchanges at which the Company's Equity shares are listed &amp; details of annual listing fee paid</b>	BSE Limited (BSE) Corporate office: Phiroze Jeejeebhoy Towers, Dalal Street, Mumbai - 400001. Annual Listing Fees for the year 2024-25 has been paid by the Company to BSE												
<b>(e) Stock Code/Symbol</b>	BSE Equity Script Code: 526717												

### (f) Market Price Data - High, Low during each Month in last Financial Year

Month	BSE Limited	
	High	Low
Apr-23	309.25	190.05
May-23	293.80	251.95
Jun-23	320.10	219.10
Jul-23	349.00	261.75
Aug-23	290.90	249.50
Sep-23	261.95	191.05
Oct-23	215.10	178.60
Nov-23	245.60	185.10
Dec-23	294.00	192.00
Jan-24	204.95	185.15
Feb-24	206.00	185.00
Mar-24	199.50	171.30

### (g) Performance in comparison to broad-based indices such as BSE Sensex

Month	HPBL closing price BSE (in ₹)		BSE SENSEX	
	High	Low	High	Low
Apr-23	309.25	190.05	61,209.46	58,793.08
May-23	293.80	251.95	63,036.12	61,002.17
Jun-23	320.10	219.10	64,768.58	62,359.14
Jul-23	349.00	261.75	67,619.17	64,836.16
Aug-23	290.90	249.50	66,658.12	64,723.63
Sep-23	261.95	191.05	67,927.23	64,818.37
Oct-23	215.10	178.60	66,592.16	63,092.98

Month	HPBL closing price BSE (in ₹)		BSE SENSEX	
	High	Low	High	Low
Nov-23	245.60	185.10	67,069.89	63,550.46
Dec-23	294.00	192.00	72,484.34	67,149.07
Jan-24	204.95	185.15	73,427.59	70,001.60
Feb-24	206.00	185.00	73,413.93	70,809.84
Mar-24	199.50	171.30	74,245.17	71,674.42

(h) In case the Securities are suspended from trading, the Directors Report shall explain the reason thereof: Not Applicable

(i) Registrar to an Issue and Share Transfer Agents:

**Bigshare Services Private Limited**

Address:

A-802, Samudra Complex,  
Nr. Girish Cold Drinks,  
Off C.G. Road, Navrangpura,  
Ahmedabad-380009, Gujarat

Tel No.: 079-40024135

Email: [bssahd@bigshareonline.com](mailto:bssahd@bigshareonline.com)

Website: [www.bigshareonline.com](http://www.bigshareonline.com)

(j) **Share Transfer System**

Bigshare Services Private Limited is the Registrar and Share Transfer Agent of the Company.

The Board has delegated the authority for approving the transmission, transposition, deletion shares and change of name etc. to the Company Secretary and Executive Director. A summary of transactions so approved and placed before the SRC on a quarterly basis. The matters relating to issue of duplicate share certificate(s) are approved by SRC.

The Company has obtained an annual certificate from a Practicing Company Secretary as per the requirement of Regulation 40(9) of Listing Regulations confirming that all certificates have been issued within thirty days of the date of lodgment of transfer, renewal, exchange request. The certificate has been filed with the Stock Exchange and is available on the website of the Company.

In terms of amended Regulation 40 of Listing Regulations, transfer of securities in physical form shall not be processed unless the securities are held in the demat mode with a Depository Participant. Further, effective 25<sup>th</sup> January, 2022, SEBI has made it mandatory for listed companies to issue securities in demat mode only while processing any investor service requests viz. issue of duplicate share certificates, exchange/sub-division/splitting/consolidation of securities, transmission/transposition of securities.

(k) **Distribution of Shareholding**

Distribution of Shareholding of fully paid up equity shares of face value of ₹ 10/- each as on 31<sup>st</sup> March, 2024.

No. of Sharess	No. of Shareholder	% of Total Shareholders	No. of Shares	% of Shareholding
1-5000	4851	96.0404	115661	1.0835
5001-10000	87	1.7224	73202	0.6857
10001-20000	43	0.8513	59261	0.5551
20001-30000	15	0.2970	37561	0.3519
30001-40000	7	0.1386	23239	0.2177
40001-50000	8	0.1584	37426	0.3506
50001-100000	11	0.2178	88426	0.8284
100001 & above	29	0.5741	10240061	95.9271
<b>Total</b>	<b>5051</b>	<b>100</b>	<b>10674837</b>	<b>100</b>

(l) Pattern of Shareholding as on 31<sup>st</sup> March, 2024

Sr No	Category	No of Shares	Percentage of Holding
1	<b>Promoters &amp; Promoter Group</b>	8006127	75.0000
2	<b>Public Shareholding:</b>		
<b>A-I</b>	<b>Institutions (Domestic)</b>		
	Mutual Funds	6	0.0001
	Banks	512000	4.7963
<b>A-II</b>	<b>Institutions (Foreign)</b>		0.0000
	Foreign Portfolio Investors Category I	2095	0.0196
	Foreign Portfolio Investors Category II	16029	0.1502
<b>B</b>	<b>Non-institutions</b>		0.0000
	Individuals - i. Individual shareholders holding nominal share capital up to ₹ 2 lakhs.	419894	3.9335
	Individuals – Individual shareholders holding nominal share capital in excess of ₹ 2 lakhs.	944302	8.8461
	Non Resident Indians (NRIs)	20751	0.1944
	Bodies Corporate	676119	6.3338
	Any Other (Clearing Member)	7810	0.0732
	Any Other (Hindu Undivided Family)	69704	0.6530
	<b>Total</b>	<b>10674837</b>	<b>100.0000</b>

## (m) Dematerialization of Shares and Liquidity

Equity Shares of the Company can be traded in dematerialized form only. The Company has established connectivity with National Securities Depository Limited (NSDL) and Central Depository Services (India) Limited (CDSL) through its Registrars & Share Transfer Agents Bigshare Services Private Limited.

As per the Reconciliation Share Capital Audit Report Certificate of 31<sup>st</sup> March, 2024 issued by the Practicing Company Secretary under Regulation 76 of SEBI (Depository and Participants) Regulations, 2018, Break up of fully paid-up shares in physical and demat form as on 31<sup>st</sup> March, 2024 is as follow:

Sr No	Particular	No of shares	Percentage of Shares
1	Demat Segment:		
	NSDL	7515118	70.40
	CDSL	3157816	29.58
2.	Physical:	1903	0.02
	<b>Total</b>	<b>10674837</b>	<b>100.00</b>

## (n) Outstanding Global Depository Receipts or American Depository Receipts or Warrants or any Convertible Instruments, conversion date and likely impact on equity: Nil

## (o) Commodity price risk or foreign exchange risk and hedging activities

The Company does not deal in commodities and hence, the disclosure pursuant to SEBI circular dated 15<sup>th</sup> November, 2018 is not required to be given.

## (p) Plant locations:

- Plot No.485, Santej Vadsar Road, Santej, Tal. Kalol Santej, Gujarat - 382721
- Plot 828, Ambica Industrial Estate, Rakanpur, Ahmedabad, Gujarat - 382921.

(q) **Address for correspondence**

To contact Registrar & Transfer Agent for all matters relating to Shares, Dividends, Annual Reports	<b>Bigshare Services Private Limited</b> A-802, Samudra Complex, Nr. Girish Cold Drinks, off C.G. Road, Navrangpura, Ahmedabad-380009, Gujarat. Tel No.: 079-40024135 Email: bssahd@bigshareonline.com Website: www.bigshareonline.com
For any other General Matters or in case of any difficulties/grievances including matters relating to Shares, Dividends, Annual Reports as above	<b>Secretarial Department</b> <b>HCP Plastene Bulkpack Limited</b> H.B. Jirawala House, Navbharat Soc, Nr. Panchshil Bus Stand, Usmanpura Ahmedabad- 380013
Name of the Compliance Officer	<b>Mr. Dipesh A. Panchal</b> <b>Company Secretary (Upto 12<sup>th</sup> August, 2023)</b> <b>Ms. Khusboo Goyal</b> <b>Company Secretary (From 07<sup>th</sup> November, 2023)</b>

- (r) **List of all credit ratings obtained by the entity along with any revisions thereto during the relevant financial year, for all debt instruments of such entity or any fixed deposit programme or any scheme or proposal of the listed entity involving mobilization of funds, whether in India or abroad:** Not Applicable

**8. OTHER DISCLOSURES:**

**a. Disclosures on materially significant related party transactions that may have potential conflict with the interests of listed entity at large:**

During the Financial Year 2023-2024, no materially significant related party transaction undertaken by the Company under Section 188 of the Companies Act, 2013, read with rules framed thereunder, Indian Accounting Standards (IND AS24) and Regulation 23 of SEBI (Listing Obligations and Disclosure Requirements) Regulations, 2015 that may have potential conflict with the interest of the Company at large. The Company has entered into some transactions with related parties as defined under Section 2(76) of the Companies Act, 2013, which were in the ordinary course of business and at arms' length basis and the same were duly approved or reviewed by the Audit Committee.

The necessary disclosures regarding the transactions with related parties are given in the notes to the financial statements. Your Company has formulated a Policy on materiality of Related Party Transactions and also dealing with Related Party Transaction. It is posted on the website of the Company which can be accessed by the link: [www.hpbl.in](http://www.hpbl.in).

**b. Details of non-compliance by the listed entity, penalties, strictures imposed on the listed entity by Stock Exchange(s) or the Board or any Statutory Authority, on any matter related to Capital Markets, during the last three years:**

The Company had not submitted the intimation regarding Resignation of Independent Director in XBRL mode to the Stock Exchange. However, Stock Exchange has not imposed any fine.

The Company had not submitted the intimation regarding Resignation of Company Secretary and Compliance Officer in XBRL mode to the Stock Exchange. However, Stock Exchange has not imposed any fine.

The Company had not submitted the intimation regarding Appointment of Independent Director in XBRL mode to the Stock Exchange. However, Stock Exchange has not imposed any fine.

The Company had delayed in submission of announcement of appointment of Company Secretary and Compliance Officer of the Company in XBRL mode to the Stock Exchange. However, Stock Exchange has not imposed any fine.

The Company had not submitted the Notice of Annual General Meeting for the Financial Year 2022-23 in XBRL mode to the Stock Exchange. However, Stock Exchange has not imposed any fine.

The Company had delayed in compliance with Minimum Public Shareholding (MPS) requirement mandated under Rule 19(2) (b) and 19A of the Securities Contracts (Regulation) Rules, 1957 ("SCRR") read with Regulation 38 of the Securities and Exchange Board of India (Listing Obligations and Disclosure Requirements) Regulations, 2015 ("LODR Regulations"). Due to delay, BSE Limited ("Stock Exchange") had imposed fine of amount ₹ 4,42,500 (inclusive of GST) against which the waiver application dated 20<sup>th</sup> February, 2024 had been filed by the Company and same had been approved by the Stock Exchange and granted partial waiver of fine levied pursuant to SEBI circular CFD/CMD/CIR/P/2017/115 dated October 10, 2017 via email dated 22<sup>nd</sup> July, 2024. The Company had paid the partial fine amount of ₹ 2,47,800 (inclusive of GST) with in stipulated timeline prescribed in Stock Exchange email.

Freezing of Demat Accounts of the promoters, promotor group, directors and KMPs by The Calcutta Stock Exchange Association Limited (CSE). Further, the Company has received Letters from The Calcutta Stock Exchange Association Limited (CSE) vide letter dated 09<sup>th</sup> November, 2023 regarding final opportunity for compliance of provision of listing of Equity Shares listed and Letter dated 20<sup>th</sup> December, 2023 regarding non-compliance of MSP Guidelines against which reply has already been provided by the Company on that matter. The Company has also received email from The Calcutta Stock Exchange Association Limited (CSE) vide email dated 24<sup>th</sup> January, 2024 regarding payment of all outstanding dues (including before revival) including Listing Fees, Taxes against Listing Fees, Interest, Revocation Processing Fee, De-listing Processing Fees, Amalgamated Fees, Late Fees, Service Fees and the same has been paid by the Company on same day i.e. on 24<sup>th</sup> January, 2024 and also submitted revocation and/ or delisting application. But the Company doesn't receive any update/ communication/ outcome from The Calcutta Stock Exchange Association Limited (CSE) till date. However, on filing of application/ reply/ request and making payment of outstanding fees by the Company, only Demat Accounts of the Directors/ promoters and promoters group/ KMPs has been activated.

BSE Limited had imposed fine of ₹ 10,000/- plus applicable Taxes on Company on 14<sup>th</sup> July, 2023 due to delay in submission of disclosure of Related Party Transactions for the half year ended on 31<sup>st</sup> March, 2022 and same has been paid to BSE Limited on 5<sup>th</sup> August, 2022.

The Company has submitted disclosure regarding the intimation of resignation of Independent Director after completion of 24 hours regarding the same BSE has not imposed any fine.

The Company has been delayed in submission of annual report for the year ended on 31<sup>st</sup> March, 2022 in XBRL mode regarding same BSE has not imposed any fine.

The Company has received email from BSE regarding the freezing of promoter demat account on 1<sup>st</sup> August, 2022 due to non-payment of SOP fines and the same has been replied on 5<sup>th</sup> September, 2022 by management, citing reason for non-compliance due to CIRP under IBC and requested to waive the charges. BSE vide email dated 7<sup>th</sup> December, 2022 has confirmed the waiver of same and unfreeze the promoter demat account.

Financial results for quarter / half year / year ended 31<sup>st</sup> March, 2020 and 30<sup>th</sup> June, 2020 were published on December 04, 2021 by newly constituted Board of Directors as same were not published in newspaper during CIRP Period.

**c. Details of establishment of vigil mechanism, whistle blower policy, and affirmation that no personnel have been denied access to the audit committee:**

Pursuant to the provision of the Section 177(9) of the Companies Act, 2013 read with rules framed thereunder, Regulation 4(2) (d)(iv) and 22 of the SEBI (Listing Obligations and Disclosure Requirements) Regulations, 2015, Your Company has established Vigil Mechanism/Whistle Blower Policy for their Directors and Employees to report concerns about illegal or unethical practices, unethical behavior, actual or suspected fraud or violation of the Company's Code of Conduct or ethics policy.

The details of establishment of such mechanism available on the website of the Company and it can be access by the following Link [www.hpbl.in](http://www.hpbl.in).

It is affirmed that no personnel have been denied to access the Chairman of the Audit Committee

**d. Details of compliance with mandatory requirements and adoption of the non-mandatory requirements:**

Company has complied with all the mandatory requirements as specified in SEBI (Listing Obligations and Disclosure Requirements) Regulations, 2015 and simultaneously the non-mandatory requirements as specified in Part E of Schedule II are adopted by the Company up to the following extent:

- As the Quarterly and Half Yearly, financial performance along with significant events are published in newspapers and are also available on the Company's website, the same are not being sent personally to the Shareholders.
- M/s. BDO India LLP, Internal Auditor of the Company reports directly to the Audit Committee of the Board.

**e. Web link where policy for determining 'Material Subsidiaries' is disclosed**

The Company has One Subsidiaries and the Company has formulated a policy for determining Material Subsidiaries and it is available on the website: [www.hpbl.in](http://www.hpbl.in).

**f. Web link where policy on dealing with Related Party Transactions**

The Policy on dealing with related party transaction is disclosed on the website of the Company and can be accessed at [www.hpbl.in](http://www.hpbl.in).

**g. Disclosure of Commodity price risks and Commodity hedging activities**

The Company does not have any direct impact of commodity price. In addition to this, the Company has Risk Management Policy in place to mitigate the price risk.

- h. Details of utilization of funds raised through preferential allotment or qualified institutions placement as specified under Regulation 32 (7A).**

Not Applicable

- i. A certificate from a Company Secretary in Practice that none of the Directors on the Board of the Company have been debarred or disqualified from being appointed or continuing as Directors of Companies by the Board/Ministry of Corporate Affairs or any such Statutory Authority.**

Certificate from Practicing Company Secretary confirming that none of the Directors on the Board of the Company were debarred or disqualified from being re-appointed under retirement by rotation and/or continuing as Directors of the Company by the SEBI, Ministry of Corporate Affairs or any other Statutory Authorities is attached as **"Annexure-A"**.

- j. Total fees for all services paid by the listed entity and its subsidiaries, on a consolidated basis, to the statutory auditor and all entities in the network firm/network entity of which the statutory auditor is a part.**

Total fees for all services paid by the Company and its Subsidiaries on a consolidated basis to the statutory auditor and all the entities in the network firm/network entity of which statutory auditor is a part are provided in the financial statement.

- k. Disclosures in relation to the Sexual Harassment of Women at Workplace (Prevention, Prohibition and Redressal) Act, 2013:**

<b>Number of complaints filed during the Financial Year</b>	<b>Number of complaints disposed of during the Financial Year</b>	<b>Number of complaints pending as on end of the Financial Year</b>
	NIL	

- l. Disclosure by listed entity and its subsidiaries of 'Loan and Advances' in the name of loan to Firms/Companies in which Directors are interested by name and amount**

Details of loans and advances given to Firms/Companies in which Directors are interested, if any, is mentioned in Related Party Transactions forming part of Financial Statements. Please refer the same.

- m. Details of Material Subsidiaries of the listed entity; including the date and place of incorporation and the name and date of appointment of the statutory auditors of such subsidiaries**

Name of Material Subsidiary	K. P. Woven Private Limited
Date of Incorporation	02-03-2010
Place of Incorporation	Madhya Pradesh
Name and Date of appointment of Statutory Auditor	Patel & Mehta
	Date of Appointment - 28 <sup>th</sup> September, 2023

**9. NON-COMPLIANCE OF ANY REQUIREMENT OF CORPORATE GOVERNANCE REPORT OF SUB-PARAS (2) TO (10) OF SCHEDULE V (C) OF LISTING REGULATIONS: NIL**

**10. THE DISCLOSURE OF THE COMPLIANCE WITH CORPORATE GOVERNANCE REQUIREMENTS SPECIFIED IN REGULATION 17 TO 27 AND CLAUSES (B) TO (I) OF SUB REGULATION (2) OF REGULATION 46 OF LISTING REGULATIONS**

The Company has complied with all the mandatory requirements specified in Regulations 17 to 27 and clauses (b) to (i) of sub-regulation (2) of Regulation 46 of the listing regulations to the extent as applicable with regards to Corporate Governance.

**11. DISCLOSURES WITH RESPECT TO DEMAT SUSPENSE ACCOUNT/UNCLAIMED SUSPENSE ACCOUNT**

The Company does not have any Shares in the demat suspense account or unclaimed suspense account.

- 12.** As required under Regulation 36(3) of the SEBI Listing Regulations and Secretarial Standard 2 on General Meetings, particulars of Directors seeking re-appointment at this AGM are given in the Annexure to the Notice of this AGM.

- 13.** Declaration by the Managing Director on Code of Conduct as required by Schedule V of Securities and Exchange Board of India (Listing Obligations and Disclosure Requirements) Regulations, 2015. It is attached as **"Annexure-B"**

**14. MD / C.F.O. CERTIFICATION**

The required certificate under Regulation 17(8) of SEBI (Listing Obligations and Disclosure Requirements) Regulations, 2015 signed by the Managing Directors and Chief Financial officer is annexed to this report as **"Annexure-C"**.

**15. COMPLIANCE CERTIFICATE**

Certificate from M/s. Alpesh Vekariya & Associates, Practicing Company Secretary, confirming compliance with the conditions of Corporate Governance as stipulated under the Listing Regulations attached as **"Annexure-D"**

## "Annexure – A"

## CERTIFICATE OF NON-DISQUALIFICATION OF DIRECTORS

(Pursuant to Regulation 34(3) read with Clause 10(i) of Part C of Schedule V of the SEBI (Listing Obligations and Disclosure Requirements) Regulations, 2015)

**To,**  
**The Members,**  
**HCP Plastene Bulkpack Limited**  
 H.B. Jirawala House, Navbharat Soc.,  
 Nr. Panchshil Bus Stand, Usmanpura,  
 Ahmedabad-380013, Gujarat.

We have examined the relevant registers, records, forms, returns and disclosures received from the Directors of **HCP PLASTENE BULKPACK LIMITED** having CIN: L25200GJ1984PLC050560 and having registered office at H.B. Jirawala House, Navbharat Soc., Nr. Panchshil Bus Stand, Usmanpura, Ahmedabad-380013 (hereinafter referred to as 'the Company'), produced before us by the Company for the purpose of issuing this Certificate, in accordance with Regulation 34(3) read with Clause 10(i) of Part C of Schedule V of the Securities Exchange Board of India (Listing Obligations and Disclosure Requirements) Regulations, 2015 ("the Listing Regulations").

In our opinion and to the best of our information and according to the verifications (including Directors Identification Number (DIN) status at the portal www.mca.gov.in) as considered necessary and explanations furnished to us by the Company & its officers, We hereby certify that none of the Directors on the Board of the Company as stated below for the financial year ending on 31st March, 2024, have been debarred or disqualified from being appointed or continuing as Directors of Companies by the Securities and Exchange Board of India, Ministry of Corporate Affairs or any such other Statutory Authority.

Sr No	Name of Directors	DIN	Date of Appointment in the Company (As appearing on MCA Portal)
1	Mr. Prakash Hiralal Parekh	00158264	21/10/2020
2	Mr. Anil Shyamsunder Goyal	03071035	21/10/2020
3	Mrs. Meenu Maheshwari	07113136	21/10/2020
4	Mr. Ashutosh Maheshwari	00001582	09/08/2021
5	Mr. Sandeep Motilal Shah	01850151	09/08/2021
6	Mr. Ranjeet Mal Kastia	00053059	31/08/2023

Ensuring the eligibility of the appointment/continuity of every Director on the Board is the responsibility of the management of the Company. Our responsibility is to express an opinion on these based on our verification. This certificate is neither an assurance as to the future viability of the Company nor of the efficiency or effectiveness with which the management has conducted the affairs of the Company.

FOR **ALPESH VEKARIYA & ASSOCIATES**  
 COMPANY SECRETARIES

Sd/-

**ALPESH VEKARIYA**

FCS: 11100

COP: 21541

UDIN: F011100F000950951

PRC: 1799/2022

Place: Ahmedabad

Date: 10<sup>th</sup> August, 2024



## “Annexure – B”

# DECLARATION ON CODE OF CONDUCT

This is to certify that Company “HCP Plastene Bulkpack Limited” has in place a Code of Conduct applicable to the Board Members as well as the Senior Management Personnel in terms of Regulation 17(5) of SEBI (Listing Obligations and Disclosure Requirements) Regulations, 2015 and that the same has been uploaded on the Company’s website [www.hpbl.in](http://www.hpbl.in). I further certify that all the Board Members and the Senior Management personnel have affirmed compliance with the Code of Conduct for all Board Members and Senior Management Personnel of the Company for the Financial Year 2023-24.

For and on behalf of the Board of Directors  
**HCP Plastene Bulkpack Limited**

Date:- 10<sup>th</sup> August, 2024  
Place:- Ahmedabad

Sd/-  
**Prakash Parekh**  
(DIN: 00158264)  
Managing Director

**"Annexure – C"****MD & CFO CERTIFICATION**

(Pursuant To Regulation 17(8) of the SEBI (Listing Obligations and Disclosure Requirements) Regulations, 2015)

To,  
The Board of Directors  
**HCP Plastene Bulkpack Limited**  
H.B. Jirawala House, Navbharat Soc,  
Nr. Panchshil Bus Stand, Usmanpura,  
Ahmedabad–380013, Gujarat.

We, Prakash Parekh (DIN: 00158264), Managing Director and Dhrumil Shah, Chief Financial Officer of the Company, to the best of our knowledge and belief certify that:

1. We have reviewed Standalone as well as Consolidated Financial Statements and the Cash Flow Statement of the Company for the Quarter / Year ended 31<sup>st</sup> March, 2024 and that to the best of their knowledge and belief:
  - a) these statements do not contain any materially untrue statement or omit any material fact or contain statements that might be misleading;
  - b) these statements together present a true and fair view of the Company's affairs and are in compliance with existing accounting standards, applicable laws and regulations.
2. There are, to the best of our knowledge and belief, no transactions entered into by the Company during the year which are fraudulent, illegal or violative of the Company's code of conduct.
3. We accept responsibility for establishing and maintaining internal controls for financial reporting and that we have evaluated the effectiveness of internal control systems of the Company pertaining to financial reporting and we have disclosed to the auditors and the audit committee, deficiencies in the design or operation of such internal controls, if any, of which we are aware and the steps we have taken or propose to take to rectify these deficiencies.
4. We have indicated to the auditors and the Audit committee:
  - a) There has not been any significant changes in internal control over financial reporting during the year;
  - b) There has not been any significant changes in accounting policies during the year and that the same have been disclosed in the notes to the financial statements; and
  - c) There has not been any instances of significant fraud of which we have become aware and the involvement therein, if any, of the management or an employee having a significant role in the Company's internal control system over financial reporting.

For and on behalf of the Board of Directors  
**HCP Plastene Bulkpack Limited**

Place: Ahmedabad  
Date: 10<sup>th</sup> August, 2024

Sd/-  
**Prakash Parekh**  
Managing Director  
DIN: 00158264

Sd/-  
**Dhrumil Shah**  
Chief Financial Officer

## Annexure-D

# CORPORATE GOVERNANCE COMPLIANCE CERTIFICATE

To,  
**The Members,**  
**HCP Plastene Bulkpack Limited**  
H.B. Jirawala House, Navbharat Soc.,  
Nr. Panchshil Bus Stand, Usmanpura,  
Ahmedabad-380013, Gujarat.

We have examined the compliance of conditions of Corporate Governance by **HCP PLASTENE BULKPACK LIMITED**, CIN: L25200GJ1984PLC050560 ("the Company") for the year ended on 31st March, 2024 as stipulated under the Securities and Exchange Board of India (Listing Obligations and Disclosure Requirements) Regulations, 2015 ("the Listing Regulations").

The Compliance of conditions of Corporate Governance is the responsibility of the Management. Our examinations were limited to procedures and implementation thereof, adopted by the Company for ensuring the compliance of the conditions of Corporate Governance. It is neither an audit nor an expression of opinion on the financial statements of the Company.

In our opinion and to the best of our information and according to the explanations given to us and based on the representations made by the Directors and the Management, we certify that the Company has complied with all the mandatory conditions of Corporate Governance as stipulated in Regulations 17 to 27 and clauses (b) to (i) of Regulation 46(2) and Para C, D and E of Schedule V of the Listing Regulations.

We further state that such compliance is neither an assurance as to the future viability of the Company nor the efficiency or effectiveness with which the management has conducted the affairs of the Company.

FOR **ALPESH VEKARIYA & ASSOCIATES**  
COMPANY SECRETARIES

Sd/-  
**ALPESH VEKARIYA**

FCS: 11100

COP: 21541

UDIN: F011100F000951006

PRC: 1799/2022

Place: Ahmedabad

Date: 10<sup>th</sup> August, 2024

# MANAGEMENT DISCUSSION & ANALYSIS

## Global Economic Overview

Global growth is projected to be in line with the April 2024 World Economic Outlook (WEO) forecast, at 3.2% in 2024. Services inflation is holding up progress on disinflation, complicating monetary policy normalisation. Upside risks to inflation have thus increased, raising the prospect of higher for even longer interest rates in the context of escalating trade tensions and increased policy uncertainty. The policy mix should thus be sequenced carefully to achieve price stability and replenish diminished buffers.

Global growth is projected to stay at 3.1% in 2025. Elevated central bank rates to fight inflation and a withdrawal of fiscal support amid high debt weigh on economic activity. Inflation is falling faster than expected in most regions amid unwinding supply-side issues and restrictive monetary policy. Global headline inflation is expected to fall to 5.8% in 2024 and 4.4% in 2025 with the 2025 forecast having been revised down.

The baseline forecast is for the world economy to continue growing at 3.2% during 2024 and 2025, at the same pace as in 2023. A slight acceleration for advanced economies, where growth is expected to rise from 1.6% in 2023 to 1.7% in 2024 and 1.8% in 2025, will be offset by a modest slowdown in emerging market and developing economies from 4.3% in 2023 to 4.2% in both 2024 and 2025. The forecast for global growth five years from now at 3.1% is at its lowest in decades. Global inflation is forecast to decline steadily from 6.8% in 2023 to 5.9% in 2024 and 4.5% in 2025, with advanced economies returning to their inflation targets sooner than emerging and developing economies. Core inflation is generally projected to decline more gradually. Despite significant central bank interest rate hikes to restore price stability, the global economy has been surprisingly resilient. (Source: IMF World Economic Outlook – July, 2024, April, 2024 and January, 2024).

## Indian Economy Overview

Despite global and external challenges, India's economy carried forward the momentum it built in FY23 into FY24. The focus on maintaining macroeconomic stability ensured that these challenges had minimal impact on India's economy. As a result, India's real GDP grew by 8.2% in FY24, posting growth of over 7% for a third consecutive year, driven by stable consumption demand and steadily improving investment demand. On the supply side, gross value added (GVA) at 2011-12 prices grew by 7.2% in FY24, with growth remaining broad-based. Net taxes at constant (2011-12) prices grew by 19.1% in FY24, aided by reasonably strong tax growth at the centre and state levels and rationalising subsidy expenditure. This led to the difference between GDP and GVA growth in FY24.

The Indian economy recovered swiftly from the pandemic, with its real GDP in FY24 being 20% higher than the pre-COVID FY20 levels. This meant a CAGR of 4.6% from FY20, despite a 5.8% decline in FY21 inflicted by the pandemic. Analysis in this chapter shows that the current GDP level is close to the pre-pandemic trajectory in Q4FY24. During the decade ending FY20, India grew at an average annual rate of 6.6%, more or less reflecting the economy's long-run growth prospects. This is the background against which we can see the prospects for FY25.

The structural reforms undertaken by the government of India over the last decade have put the economy on a growth path; India is soon set to become the third largest economy in the world, following the US and China. In the April 2024 World Economic Outlook, the IMF raised India's growth forecast for 2024-25 to 6.8% from 6.5% on the back of strong domestic demand and a rising working-age population, making India the fastest-growing G20 economy. It is in line with expectations for economic growth; India has graduated from being a low-income country to a low-middle-income country. (Source: Economic Survey 2023-24).

## Plastic Packaging Industry

The Plastic Packaging Industry is a major contributor to the Indian economy. For decades, plastic has played a vital role in industries as diverse as Agriculture, Healthcare, Packaging, Construction, Electronics, Transportation, and Machinery. Plastic's popularity can be attributed to its remarkable properties, such as being lightweight, durable, chemically stable, and the ability to be moulded into various shapes and sizes. Additionally, plastics are also cheap.

The domestic plastic sector in the country has done well in recent years, and it has tremendous potential to grow further. The contribution of the plastic sector in making India a developed nation will be unparalleled and invaluable. The country's exports stalled at around 500 million dollars till 2020, but the scenario has changed in the last two years, and the country has managed to touch the 776 million dollar mark in the export sector. The plastic industry's contribution was 12 billion dollars, and it has the potential to grow. The plastic sector has the potential to add business opportunities, jobs for the young generation, and opportunities in the world, and it can help the government to grow the entire ecosystem of the plastic sector over the next few years.

## **FIBC Space**

Indian manufacturers prefer to lower the total weight of bulk packaging, which flexible intermediate bulk containers (FIBC) can provide. Their load-carrying capacity, versatility, re-usability, cost-effectiveness and eco-friendly material are increasing the demand. There are four main types of FIBC bags - A, B, C, and D. D is the safest option if one is working with flammable solvents and gases or other combustible substances.

Domestically, bulk packaging (FIBC'S) is used less than in European and American markets. The demand in these countries is primarily due to the pharmaceutical industry, whereas agriculture and food processing are responsible for the demand in emerging economies. Persistent growth in these industries worldwide is positively impacting the demand for FIBC.

India is the largest exporter of FIBC jumbo bags in the World. The top three FIBC jumbo bag exporters are India, Turkey, and China. As of July 17, 2024, FIBC jumbo bags export shipments from India stood at 7.4K, most of which goes to Spain, the United Kingdom and the United States. This shipment number is enormously higher than both China and Turkey.

The bulk packaging market is growing steadily in India, and flexible bulk packaging is the fastest-growing segment. However, mostly in India, overall awareness of the usage of FIBC products is inadequate among consumers. Hence, it presents a significant opportunity to grow awareness and generate interest in the Indian market.

With increasing awareness about FIBC and growing investment in R&D to improve the efficiency of the product and stay competitive, the market is likely to grow further with different segments like food, pharma, chemical, dairy (milk powder), etc.

In the future, the North American region is expected to dominate the bulk bag market worldwide owing to the high use of packaging materials by end-use industries and the growth of the fertiliser and chemical industry in this region. Europe is expected to grow substantially due to the involvement of bulk bags in the mining and pharmaceutical sectors in this region.

The global FIBC market is anticipated to touch a US \$12.6 billion valuation by 2033, with a CAGR of 5.4%.

India holds a substantial market share for FIBCs in the US and European markets. As per an industry expert, India has a 75% share in the European FIBC imports and a 72% share in the US import market and is now looking at the Japan and South Korea markets to drive the growth.

## **Polypropylene Woven Sacks**

The demand for polypropylene woven sacks is increasing as they are a suitable alternative to PE (polyethylene), considering the environmental risks associated with this material. The global polypropylene woven sacks market is expected to surpass US \$ 6.1 billion by 2034, growing at a CAGR of 4.2% from 2024 to 2034.

The interest in polypropylene packs and sacks from the concrete business has expanded over the most recent couple of years because of urbanisation and development in the modern area. Worldwide organisations are peering toward fully expecting expanded requests from the structure and development industry.

Developing economies, the rising population and the subsequent disposable income boost the market. Additionally, polypropylene is on the surge as it is used for packaging a range of products like fertilisers, sugar, chemicals, and various other products.

Polypropylene woven bags and sacks will see an increase in demand as the cement industry continues to expand. Polypropylene woven bags and sacks provide excellent material handling and superior strength during shipping and transportation. Lately, it has been seen that the quantity of polypropylene woven packs and sacks makers for modern applications has expanded decisively.

## **OUR COMPANY OVERVIEW**

HCP Plastene Bulkpack Limited (HPBL) is a forty-year-old Company specialising in manufacturing plastic packaging solutions. It has an expansive product portfolio comprising FIBCs, small bags, and AD star bags.

In the year 2001, it started manufacturing woven bags. The Company's target markets are the EU and the US, which have stringent quality requirements.

In 2019, Gopala Polyplast Limited was admitted to CIRP under the provision of IBC, 2016, due to default in payment by its erstwhile promoters to Financial and Operational Creditors. Subsequently, M/s Plastene India Limited submitted a Resolution Plan and the same was approved by the Hon'ble National Company Law Tribunal at Ahmedabad Bench. Under the new ownership and management of Plastene India Limited Group, Gopala Polyplast Limited was renamed HCP Plastene Bulkpack Limited (HPBL). HPBL is a part of Plastene Group, a reputed FIBC manufacturer and exporter with a robust product portfolio.

## OUR BUSINESS OVERVIEW

The Company produces PP fabric that is sold in international and domestic markets. The major product portfolio is small PP Woven Bags, FIBC Bags, and AD Start Bags. These bags are mainly consumed by the Cement, Sugar, Food grains and Fertiliser industries.

During FY 24, revenue from operations stood at ₹ 45.55 Crore, compared to ₹ 48.40 Crore for FY 23, which showed a flat performance.

## OPPORTUNITIES & THREATS

### OPPORTUNITIES

- FIBC is an important product which could provide interesting growth opportunities in the domestic market and exports.
- Our new subsidiary in Malaysia promises to strengthen our international exposure.

### THREATS

- A spike in raw material prices could impact business profitability.
- A global economic slowdown could impact the demand for our products.

## OUR HUMAN RESOURCE DEVELOPMENT

Our priority has always been to create a future-ready workforce. Our Company can maintain sustainability and promote table growth by focusing on performance culture. Therefore, we encourage our people at every step so that they can achieve organisational goals.

Our business strongly emphasises its people development processes and works to update skill sets. Training is crucial for organisational development and success. Our training programs are created to mould the intellect of our employees so that they lead to quality employee performance.

## FINANCIAL PERFORMANCE

	(INR in Lakhs)	
	FY 2023-24	FY 2022-23
Income (including other income)	4681.44	4863.00
Total expenses other than finance cost and depreciation	4427.40	4928.64
Profit for the year before exceptional items and tax	(372.42)	(733.19)
Exceptional items	0.00	19.50
Profit for the year before tax	(372.42)	(713.69)
Total tax expenses	(96.07)	(178.69)
Net profit for the year after tax	(276.38)	(535.00)
Total Comprehensive Income for the year	13.41	4.74
Gross block	10749.39	10841.39

## INTERNAL CONTROL SYSTEM

Internal control mechanisms are crucial for any Business entity to achieve its goals and objectives. According to the size and nature of its operations, the Company has suitable internal control mechanisms. To ensure the Company's integrity and foster operational efficiency, well-documented policies, guidelines, and procedures must be in place to track business and operational performance. Financial and other data are reliable for preparing financial information and other data, maintaining accountability of assets and preventing loss from transactions that are not authorised, recorded or reported correctly. All assets are safeguarded and protected against loss from unauthorised use or disposition. A comprehensive programme of internal audits and management review supplements internal control. The system has been created to guarantee the accuracy of financial and other records, prepare financial information, and maintain asset accountability.

## RISKS & CONCERNS

The Company has a robust risk management strategy to identify various operational risks and opportunities. Periodic reviews are conducted, and the summary is presented to the Board Committee. It oversees the processes and mitigation actions wherever necessary. The landscape includes long-term strategic risks, short- to medium-term risks, and single events. Senior Executive works to achieve KPIs and targets, including the financial and non-financial performance of the Company, to mitigate associated risks.

# INDEPENDENT AUDITOR'S REPORT

To the Members of  
**HCP Plastene Bulkpack Limited**  
(Formerly known as Gopala Polyplast Limited)

## REPORT ON THE AUDIT OF THE STANDALONE FINANCIAL STATEMENTS

### Opinion

We have audited the accompanying Standalone financial statements of HCP Plastene Bulkpack Limited (formerly known as Gopala Polyplast Limited) ("the Company"), which comprise the Balance Sheet as at March 31, 2024, the Statement of Profit and Loss (including Other Comprehensive Income), Statement of Changes in Equity and Statement of Cash Flows for the year then ended, and notes to the financial statements including a summary of material accounting policies and other explanatory information.

In our opinion and to the best of our information and according to the explanations given to us, the aforesaid Standalone Financial Statements give the information required by the Companies Act, 2013, as amended ("the Act") in the manner so required and give a true and fair view in conformity with the accounting principles generally accepted in India, of the state of affairs of the Company as at March 31, 2024, its loss including other comprehensive income, its cash flows and the changes in equity for the year ended on that date.

### Basis for Opinion

We conducted our audit in accordance with the Standards on Auditing ("SAs") specified under section 143(10) of the Companies Act, 2013 ("the Act"). Our responsibilities under those SAs are further described in the Auditor's Responsibilities for the Audit of the Financial Statements section of our report. We are independent

of the Company in accordance with the Code of Ethics issued by the Institute of Chartered Accountants of India together with the ethical requirements that are relevant to our audit of the financial statements under the provisions of the Act, and the Rules thereunder, and we have fulfilled our other ethical responsibilities in accordance with these requirements and the Code of Ethics. We believe that the audit evidence obtained by us, is sufficient and appropriate to provide a basis for our opinion.

### Emphasis of Matter

We draw attention to the following matters in the notes to the financial statement:

- a) Note no. 41 to the financial results is in relation to the investment made by the company for acquiring 60% stake in HCP Plastene Bulkpack PLT, Limited Liability Partnership (LLP) registered in Malaysia.

Our opinion is not modified in respect of these matters.

### Key Audit Matters

Key audit matters are those matters that, in our professional judgment, were of most significance in our audit of the standalone financial statements of the current period. These matters were addressed in the context of our audit of the financial statements as a whole, and in forming our opinion thereon, and we do not provide a separate opinion on these matters. These matters were addressed in the context of our audit of the standalone Ind AS financial statements as a whole, and in forming our opinion thereon, and we do not provide a separate opinion on these matters. For each matter below, our description of how our audit addressed the matter is provided in that context.

Key Audit Matters	How the matter was addressed in our audit
<p><b>I. Revenue Recognition</b></p> <p>As required by Ind AS 115 Revenue from sale of goods is recognized when the control of the goods has transferred to the customer and when there are no longer any unfulfilled obligations to the customer. Revenue is adjusted for estimated sales returns, discounts and other similar allowances</p> <p><b>Sales return estimation</b></p> <p>As disclosed in Note 2.4(f) to the financial statements, revenue is recognised net of estimated sales returns. Estimation of sales returns involves significant judgement and estimates since it is dependent on various internal and external factors. Estimation of sales return amount together with the level of judgement involved make its accounting treatment a significant matter for our audit.</p>	<p>Our audit procedure included following:</p> <ul style="list-style-type: none"> <li>• Understanding the process followed by the management for the purpose of identifying and determining the amount of provision of sales returns.</li> <li>• Evaluating the data used by the management for the purpose of calculation of the provision for sales returns and checking of its arithmetical accuracy.</li> <li>• Comparison between the estimate of the provision for sales returns created in the past with subsequent actual sales returns and analysis of the nature of any deviations to corroborate the effectiveness of the management estimation process -</li> <li>- Considering the appropriateness of the Company's accounting policies regarding revenue recognition as they relate to accounting for rebates and scheme allowances.</li> <li>• Testing the Company's process and controls over the calculation of discounts, rebates and customer incentives.</li> <li>• Selecting a sample on test check basis of revenue transactions and scheme circular to re-check that scheme allowance as at year end were calculated in accordance with the eligibility criteria mentioned in the relevant circulars.</li> <li>• Selecting a sample (using statistical sampling) of credit note issued to the customers during the year and verifying the same is in accordance with the scheme.</li> <li>• Evaluating the assumptions and judgements used by the Company in calculating rebates and schemes allowances, including the level of expected claims, by comparing historical trends of claims.</li> </ul>

### Information Other than the Financial Statements and Auditor's Report Thereon

The Company's Board of Directors is responsible for the preparation of the other information. The other information comprises the information included in the Management Discussion and Analysis, Board's Report including Annexures to Board's Report, Business Responsibility Report, Corporate Governance and Shareholder's Information, but does not include the financial statements and our auditor's report thereon. The above-mentioned reports comprising of other information are expected to be made available to us after the date of this auditor's report.

Our opinion on the financial statements does not cover the other information and we do not express any form of assurance conclusion thereon.

In connection with our audit of the financial statements, our responsibility is to read the other information identified above when it becomes available and, in doing so, consider whether the other information is materially inconsistent with the financial statements or our knowledge obtained in the audit, or otherwise appears to be materially misstated.

When we read the above-mentioned reports comprising other information and if we conclude that there is a material misstatement therein, we are required to communicate the matter to those charged with governance and describe actions applicable in the applicable laws and regulations.

### Responsibilities of Management and Those Charged with Governance for the Financial Statements

The Company's Management is responsible for the matters stated in section 134(5) the Act with respect to the preparation of these Ind AS financial statements that give a true and fair view of the financial position, financial performance, cash flows and changes in equity statement of the Company in accordance with the Accounting principles generally accepted in India, including the Accountant Standards (Ind AS) referred to in section 133 of the Act read with Companies (Indian Accounting Standards) Rules, 2015 (as amended). This responsibility includes maintenance of adequate accounting records in accordance with the provisions of the Act for safeguarding the assets of the Company and for preventing and detecting frauds and other irregularities, selection and application of appropriate accounting policies, making judgements and estimates that are reasonable and prudent, and design, implementation and



maintenance of adequate internal financial control that we are operating effectively for ensuring the accuracy and completeness of accounting records relevant to the preparation and presentation of the Ind AS financial statements that give a true and fair view and are free from material misstatement, whether due to fraud or error.

In preparing the financial statements, management is responsible for assessing the Company's ability to continue as a going concern, disclosing, as applicable, matters related to going concern and using the going concern basis of accounting unless management either intends to liquidate the Company or to cease operations, or has no realistic alternative but to do so.

The Board of Directors are responsible for overseeing the Company's financial reporting process.

### **Auditor's Responsibilities for the Audit of the Financial Statements**

Our objectives are to obtain reasonable assurance about whether the financial statements as a whole are free from material misstatement, whether due to fraud or error, and to issue an auditor's report that includes our opinion. Reasonable assurance is a high level of assurance, but is not a guarantee that an audit conducted in accordance with SAs will always detect a material misstatement when it exists. Misstatements can arise from fraud or error and are considered material if, individually or in the aggregate, they could reasonably be expected to influence the economic decisions of users taken on the basis of these financial statements.

As part of an audit in accordance with SAs, we exercise professional judgment and maintain professional skepticism throughout the audit. We also:

- Identify and assess the risks of material misstatement of the financial statements, whether due to fraud or error, design and perform audit procedures responsive to those risks, and obtain audit evidence that is sufficient and appropriate to provide a basis for our opinion. The risk of not detecting a material misstatement resulting from fraud is higher than for one resulting from error, as fraud may involve collusion, forgery, intentional omissions, misrepresentations, or the override of internal control.
- Obtain an understanding of internal control relevant to the audit in order to design audit procedures that are appropriate in the circumstances. Under section 143(3)(i) of the Act, we are also responsible for expressing our opinion on whether the company has adequate internal financial controls with reference to financial statements in place and the operating effectiveness of such controls.
- Evaluate the appropriateness of accounting policies used and the reasonableness of accounting estimates and related disclosures made by management.
- Conclude on the appropriateness of management's use of the going concern basis of accounting and, based on the audit

evidence obtained, whether a material uncertainty exists related to events or conditions that may cast significant doubt on the Company's ability to continue as a going concern. If we conclude that a material uncertainty exists, we are required to draw attention in our auditor's report to the related disclosures in the financial statements or, if such disclosures are inadequate, to modify our opinion. Our conclusions are based on the audit evidence obtained up to the date of our auditor's report. However, future events or conditions may cause the Company to cease to continue as a going concern.

- Evaluate the overall presentation, structure and content of the financial statements, including the disclosures, and whether the financial statements represent the underlying transactions and events in a manner that achieves fair presentation.

We communicate with those charged with governance regarding, among other matters, the planned scope and timing of the audit and significant audit findings, including any significant deficiencies in internal control with reference to financial statements that we identify during our audit.

We also provide those charged with governance with a statement that we have complied with relevant ethical requirements regarding independence, and to communicate with them all relationships and other matters that may reasonably be thought to bear on our independence, and where applicable, related safeguards.

From the matters communicated with those charged with governance, we determine those matters that were of most significance in the audit of the financial statements of the current period and are therefore the key audit matters. We describe these matters in our auditor's report unless law or regulation precludes public disclosure about the matter or when, in extremely rare circumstances, we determine that a matter should not be communicated in our report because the adverse consequences of doing so would reasonably be expected to outweigh the public interest benefits of such communication.

### **Report on other Legal and regulatory requirements**

1. As required by the Companies (Auditor's Report) Order, 2020 ("the Order") issued by the Central Government of India in terms of sub-section 11 of section 143 of the Act, we give in the Annexure-A statement on the matters specified in paragraphs 3 and 4 of the Order.
2. As required by section 143(3) of the Act, we report that:
  - a. We have sought and obtained all the information and explanations which to the best of our knowledge and belief were necessary for the purpose of our audit.
  - b. In our opinion, proper books of account as required by law have been kept by the Company so far as it appears from our examination of those books except for matters stated in paragraph (vi) below on reporting under Rule 11(g).

- c. The Balance Sheet, Statement of Profit and Loss (including other comprehensive income), Cash Flow Statement and Statement of Change in Equity dealt with by this Report are in agreement with the books of account.
  - d. In our opinion, the Ind AS financial statements comply with the Accounting Standards (Ind AS) referred to in section 133 of the Companies Act, 2013 read with Companies (Indian Accounting Standards) Rules, 2015, as amended.
  - e. On the basis of written representations received from the directors as on March 31, 2024, and taken on record by the Board of Directors, none of the directors is disqualified as on March 31, 2024, from being appointed as a director in terms of section 164(2) of the Companies Act, 2013.
  - f. With respect to the adequacy of the internal finance controls with reference to financial statements of the Company and the operating effectiveness of such control, refer to our separate Report in "Annexure-B". Our report expresses modified opinion on the adequacy and operating effectiveness of the Company's internal financial controls with reference to financial statements.
  - g. With respect to the other matters to be included in the Auditors Report in accordance with Rule 11 of the Companies (Audit & Auditors) Rules 2014, in our opinion and to the best of our information and according to explanations given to us by the management, the requirements of the same are duly complied with as under:
    - i. As informed to us, the Company does not have any pending litigations which would impact its financial position;
    - ii. Provision has been made in the Ind AS financial statements, as required under the applicable law or accounting standards, for material foreseeable losses, if any, on long-term contracts including derivative contracts.
    - iii. There were no amounts which were required to be transferred to the Investor Education and Protection Fund by the Company.
- iv.
- a) The Management has represented that, to the best of its knowledge and belief, as disclosed in Note 43 to the financial statements no funds have been advanced or loaned or invested (either from borrowed funds or share premium or any other sources or kind of funds) by the Company to or in any other person(s) or entity(ies), including foreign entities ("Intermediaries"), with the understanding, whether recorded in writing or otherwise, that the Intermediary shall, directly or indirectly lend or invest in other persons or entities identified in any manner whatsoever by or on behalf of the Company ("Ultimate Beneficiaries") or provide any guarantee, security or the like on behalf of the Ultimate Beneficiaries.
  - b) The Management has represented, that, to the best of its knowledge and belief, as disclosed in Note 43 to the financial statements, no funds have been received by the Company from any person(s) or entity(ies), including foreign entities ("Funding Parties"), with the understanding, whether recorded in writing or otherwise, that the Company shall, directly or indirectly, lend or invest in other persons or entities identified in any manner whatsoever by or on behalf of the Funding Party ("Ultimate Beneficiaries") or provide any guarantee, security or the like on behalf of the Ultimate Beneficiaries.
  - c) Based on the audit procedures performed that have been considered reasonable and appropriate in the circumstances, nothing has come to our notice that has caused us to believe that the representations under sub-clause (i) and (ii) of Rule 11(e), as provided under (a) and (b) above, contain any material misstatement.

- v. The Company has not declared or paid any dividend during the year and has not proposed final dividend for the year.
- vi. Based on our examination which included test checks, the Company has used accounting software for maintaining its books of account which has a feature of recording audit trail (edit log) facility and the same has operated throughout the year for all relevant transactions recorded in the software. Further, during the course of our audit we did not come across any instance of audit trail feature being tampered with in respect of accounting software.

As proviso to Rule 3(1) of the Companies (Accounts) Rules, 2014 is applicable from April 1, 2023, reporting under Rule 11(g) of the Companies (Audit and Auditors) Rules, 2014 on preservation of audit trail as per the statutory requirements for record retention is not applicable for the financial year ended March 31, 2024

- 3. With respect to the other matters to be included in the Auditor's Report in accordance with the requirements of section 197(16) of the Act, as amended,

In our opinion and according to the information and explanations given to us, the remuneration paid during the current year by the company to its directors is in accordance with the provisions of section 197 of the Act. The remuneration paid to any director by the company is not in excess of the limit laid down under section 197 of the Act.

For **Ashok Dhariwal & Co.**  
Chartered Accountants  
(Registration No. 100648W)

**(CA Ashok Dhariwal)**

Partner

Membership No. 36452

UDIN: 24036452BKCJKZ4555

Place: Ahmedabad

Date: 21.05.2024

## Annexure “A” to Independent Auditors’ Report

Referred to in Paragraph 1 under the heading of “report on other legal and regulatory requirements” of our report of even date

### (i) In respect of its Property, Plant & Equipment & Intangible Assets:

- a. (A) The Company has maintained proper records showing full particulars including, quantitative details and situation of the Property, Plant & Equipment.
- (B) The Company has maintained proper records showing full particulars of intangible assets.
- b. The Property, Plant and Equipment are physically verified by the Management according to a phased programme designed to cover all the items over a period of three years which, in our opinion, is reasonable having regard to the size of the Company and the nature of its assets. Pursuant to the programme, a portion of the Property, Plant and Equipment has been physically verified by the Management during the year and no material discrepancies have been noticed on such verification.
- c. The title deeds of immovable properties (other than those that have been taken on lease and the lease agreements are duly executed in favour of the Company) are held in the name of the company as at the balance sheet date.
- d. The Company has not revalued any of its Property, Plant & Equipment (including right of use of assets) and Intangible Assets during the year.
- e. No proceedings have been initiated during the year or are pending against the Company as at 31<sup>st</sup> March, 2024 for holding any benami property under the Benami Transactions (Prohibition) Act, 1988 (as amended in 2016) and rules made thereunder.

### (ii) In respect of its inventories:

- a) As explained to us, the inventory has been physically verified at reasonable intervals during the year by the management. In our opinion, the frequency of verification is reasonable. No discrepancies of 10% or more in the aggregate for each class of inventories were noticed on such physical verification of inventories when compared with books of account. The discrepancies have been properly dealt with in the books of accounts.
- b) According to the information and explanations given to us, the Company has been sanctioned working capital limits in excess of Rs.5 crores, in aggregate, at points of time during the year, from banks or financial institutions on the basis of security of current assets. In our opinion and according to the information and explanations given to us, the quarterly returns and statements comprising (stock statements, book debt statements, and statements on ageing analysis of the debtors) filed by the Company with such banks or financial institutions are in agreement with the unaudited books of account of the Company, of the respective quarters, except for the following:

For the quarter	Sanction amount to which the discrepancy relates (in Rs.)	Nature of the current asset	Nature of discrepancy	Amount as per quarterly return & statements (in Rs.)	As per audited books of accounts (in Rs.)	Difference (in Rs.)
Q-3	50.00 Cr.	Trade Receivables	4,289.91 The Reported amount reconciles with gross book balance without adjustment of advance from customers, discount and debit / credit notes issued.	13,66,74,834	13,85,26,336	(18,51,502)
Q-4	50.00 Cr.	Trade Receivables	The Reported amount reconciles with gross book balance without adjustment of advance from customers, discount and debit / credit notes issued.	19,05,92,059	19,06,57,934	(65,875)

- (iii) According to the information and explanations given to us, the Company has not made any investments in, provided any guarantee or security, granted any loans or advances, secured or unsecured to any Companies, Firms, Limited Liability Partnerships or other parties during the year. Accordingly, the provisions of clause (iii) of paragraph 3 of the Order are not applicable to the Company.
- (iv) In our opinion and according to the information and explanations given to us, the Company has not advanced any loans to persons covered under the provisions of section 185 or granted securities under section 186 of the Act. Hence reporting under clause (iv) of the Order is not applicable.

- (v) According to the information and explanations given to us, the Company has not accepted any deposits or amounts which are deemed to be deposits within the meaning of Sections 73, 74, 75 and 76 of the Act and the Rules framed there under to the extent notified.
- (vi) The maintenance of cost records has been specified by the Central Government under section 148(1) of the Companies Act, 2013. We have broadly reviewed the cost records maintained by the Company pursuant to the Companies (Cost Records and Audit) Rules, 2014 read with Companies (Cost Records and Audit) Amendment Rules, 2014 prescribed by the Central Government under Section 148 of the Companies Act, 2013 and are of the opinion that, prima facie, the prescribed cost records have been made and maintained. We have, however, not made a detailed examination of the cost records with a view to determine whether they are accurate or complete.
- (vii) According to the information and explanations given to us in respect of statutory dues:
- a) The Company has generally been regular in depositing undisputed statutory dues including goods and services tax (GST), provident fund, employees' state insurance, income-tax, sales-tax, service tax, duty of customs, duty of excise, value added tax, cess and any other material statutory dues with the appropriate authorities. There were no undisputed statutory dues in arrears as on 31<sup>st</sup> March, 2024 for a period of more than six months from the date they became payable.
- b) There are no amounts payables in respect statutory dues referred to in sub clause (a) which have not been deposited on account of disputes.
- (viii) There were no transactions relating to previously unrecorded income that were surrendered or disclosed as income in the tax assessments under the Income Tax Act, 1961 (43 of 1961) during the year.
- (ix)
- a) Based on our audit procedures and according to the information and explanations given to us, we are of the opinion that the Company has not defaulted in repayment of loans or other borrowings or in the payment of interest thereon to any lender.
- b) The Company has not been declared wilful defaulter by any bank or financial institution or government or any government authority.
- c) To the best of our knowledge and belief, in our opinion, term loans availed by the Company were, applied by the Company during the year for the purposes for which the loans were obtained.
- d) On an overall examination of the financial statements of the Company, funds raised on short-term basis have, prima facie, not been used during the year for long-term purposes by the Company.
- e) On an overall examination of the financial statements of the Company, the Company has not taken any funds from any entity or person on account of or to meet the obligations of its subsidiaries, an associate or a joint venture.
- f) The Company has not raised loans during the year on the pledge of securities held in its subsidiaries or joint ventures or associate companies.
- (x)
- a) The company has not raised moneys by way of initial public offer or further public offer (including debt instrument). Hence reporting under clause (x)(a) of the Order is not applicable
- b) During the year the Company has not made any preferential allotment or private placement of shares or convertible debentures (fully or partly or optionally) and hence reporting under clause (x)(b) of the Order is not applicable to the Company.
- (xi)
- a) To the best of our knowledge and according to the information and explanations given to us, no fraud by the company or any fraud on the company has been noticed or reported during the course of our audit that causes the financial statements to be materially misstated.
- b) To the best of our knowledge, no report under sub-section (12) of section 143 of the Companies Act has been filed in Form ADT-4 as prescribed under rule 13 of Companies (Audit and Auditors) Rules, 2014 with the Central Government, during the year and up to the date of this report.
- c) As represented by the Management, there was no whistle blower complaints received by the Company during the year (and up to the date of this audit report)
- (xii) The company is not a Nidhi Company hence the provisions of clause (xii) of paragraph 3 of the Order are not applicable to the Company.
- (xiii) Based upon the audit procedures performed and to the information and explanations given to us, all transactions with related parties are in compliance with sections 177 and 188 of Companies Act, 2013 where applicable and the details have been disclosed in the financial statements as required by the applicable Indian Accounting Standards (Ind AS) 24, Related Party Disclosures specified under section 133 of the Act.
- (xiv)
- a) In our opinion the Company has an adequate internal audit system commensurate with the size and the nature of the entity.

- b) We have considered the internal audit reports issued to the company during the year and covering the period up to March, 2024.
- (xv) The company has not entered into any non-cash transactions with directors or persons connected with him. Hence, the provisions of clause (xv) of paragraph 3 of the Order are not applicable to the Company.
- (xvi) The company is not required to be registered under section 45-IA of the Reserve Bank of India Act, 1934. Hence, reporting under clause (xvi) (a), (b), (c) and (d) of the order is not applicable.
- (xvii) The Company has incurred cash losses amounting to ₹ 6.95 Lakhs during the financial year covered by our audit and ₹ 201.11 Lakhs in the immediately preceding financial year.
- (xviii) There has been no resignation of the statutory auditors of the Company during the year.
- (xix) According to the information and explanations given to us and on the basis of the financial ratios, ageing and expected dates of realization of financial assets and payment of financial liabilities (Asset Liability Maturity (ALM) pattern), other information accompanying the financial statements and our

knowledge of the Board of Directors and Management plans and based on our examination of the evidence supporting the assumptions, we are of the opinion that no material uncertainty exists as on the date of the audit report that Company is capable of meeting its liabilities existing at the date of balance sheet as and when they fall due within a period of one year from the balance sheet date.

- (xx) The Company was not having net worth of rupees five hundred crore or more, or turnover of rupees one thousand crore or more or a net profit of rupees five crore or more during the immediately preceding financial year and hence, provisions of Section 135 of the Act are not applicable to the Company during the year Accordingly, reporting under clause 3(xx) of the Order is not applicable for the year.

For **Ashok Dhariwal & Co.**  
Chartered Accountants  
(Registration No. 100648W)

**(CA Ashok Dhariwal)**  
Partner

Place: Ahmedabad  
Date: 21.05.2024

Membership No. 36452  
UDIN: 24036452BKCJKZ4555

## Annexure – B to Independent Auditors’ Report

### Report on the Internal Financial Controls with reference to financial statements under section 143(3)(i) of the Companies Act, 2013 (“the Act”)

We have audited the internal financial controls with reference to financial statements of HCP Plastene Bulkpack Limited (“the Company”) as of March 31, 2024 in conjunction with our audit of the Ind AS financial statements of the Company for the year ended on that date.

### Management’s Responsibility for Internal Financial Controls

The Company’s management is responsible for establishing and maintaining internal financial controls based on the internal financial controls with reference to financial statements criteria established by the Company considering the essential components of internal control stated in the Guidance Note on Audit of Internal Financial Controls over Financial Reporting (the “Guidance Note”), issued by the Institute of Chartered Accountants of India. These responsibilities include the design, implementation and maintenance of adequate internal financial controls that were operating effectively for ensuring the orderly and efficient conduct of its business, including adherence to the company’s policies, the safeguarding of its assets, the prevention and detection of frauds and errors, the accuracy and completeness of the accounting records, and the timely preparation of reliable financial information, as required under the Act.

### Auditors Responsibility

Our responsibility is to express an opinion on the Company’s internal financial controls with reference to Financial Statement based on our audit. We conducted our audit in accordance with the Guidance Note and the Standards on Auditing, issued by ICAI and deemed to be prescribed under section 143(10) of the Companies Act, 2013, to the extent applicable to an audit of internal financial controls, both applicable to and audit of Internal Financial Controls and, both issued by the Institute of Chartered Accountants of India. Those Standards and the Guidance Note require that we comply with ethical requirements and plan and perform the audit to obtain reasonable assurance about whether adequate internal financial controls with reference to financial statements was established and maintained and if such controls operated effectively in all material respects.

Our audit involves performing procedures to obtain evidence about the adequacy of the internal financial controls system with reference to financial statement and their operating effectiveness. Our audit of internal financial controls with reference to financial statement included obtaining and understanding of internal financial

statements, assessing the risk that a material weakness exists, and testing and evaluating the design and operating effectiveness of internal control based on the assessed risk. The procedures selected depend on the auditor’s judgement, including the assessment of the risks of material misstatement of the Ind AS financial statements, whether due to fraud or error.

We believe that the audit evidence we have obtained is sufficient and appropriate to provide a basis for our audit opinion on the Company’s internal financial controls system with reference to financial statements.

### Meaning of Internal Financial Controls with reference to Financial Statements

A Company’s internal financial controls with reference to Financial Statement is a process designed to provide reasonable assurance regarding the reliability of financial reporting and the preparation of Ind AS financial statements for external purposes in accordance with generally accepted accounting principles. A Company’s internal financial control with reference to financial statements includes those policies and procedures that,

- (1) Pertain to the maintenance of records that, in reasonable details, accurately and fairly reflect the transactions and dispositions of the assets of the Company;
- (2) Provide reasonable assurance that transactions are recorded as necessary to permit preparation of financial statements in accordance with generally accepted accounting principles, and that receipts and expenditures of the Company are being made only in accordance with authorization of management and directors of the company; and
- (3) Provide reasonable assurance regarding prevention or timely detection of unauthorized acquisition, use, or disposition of the Company’s assets that could have a material effect on the financial statements.

### Inherent Limitations of Internal Financial Controls with reference to Financial Statements

Because of the inherent limitations of internal financial controls with reference to Financial Statements, including the possibility of collusion or improper management override of controls, material misstatements due to error or fraud may occur and not be detected. Also, projections of any evaluation of the internal financial controls with reference to financial statements to future periods are subject to the risk that the internal financial control with reference to

financial statements may become inadequate because of changes in conditions, or that the degree of compliance with the policies or procedures may deteriorate.

### Opinion

In our opinion, to the best of our information and according to the explanations given to us, the Company has, in all material respects, an adequate internal financial controls system over financial reporting and such internal financial controls over financial reporting were operating effectively as at 31st March, 2024, based on the internal control over financial reporting criteria established by the Company considering the essential components of internal control stated

in the Guidance Note on Audit of Internal Financial Controls Over Financial Reporting issued by the Institute of Chartered Accountants of India.

For **Ashok Dhariwal & Co.**  
Chartered Accountants  
(Registration No. 100648W)

**(CA Ashok Dhariwal)**  
Partner  
Membership No. 36452  
UDIN: 24036452BKCJKZ4555

Place: Ahmedabad  
Date: 21.05.2024



# Standalone Balance Sheet

as at 31<sup>st</sup> March, 2024

(₹ in Lakhs)

Particulars	Note No.	As at 31 <sup>st</sup> March, 2024	As at 31 <sup>st</sup> March, 2023
<b>ASSETS</b>			
<b>I. Non-current assets</b>			
(a) Property, Plant and Equipment	3	2,132.37	2,451.40
(b) Financial Assets			
(i) Non-Current Investment	4	901.40	884.36
(ii) Other Financial Assets	5	90.12	145.25
(c) Deferred tax assets (Net)	6	2,761.08	2,665.01
(d) Other non-current assets	7	823.67	823.67
<b>Total non-current assets</b>		<b>6,708.64</b>	<b>6,969.69</b>
<b>II. Current assets</b>			
(a) Inventories	8	505.08	559.42
(b) Financial assets			
(i) Current investments	9	8.29	6.66
(ii) Trade and other receivables	10	1,841.79	455.88
(iii) Cash and cash equivalents	11	52.07	134.03
(iv) Short term loans and advances	12	28.36	51.03
(c) Other current assets	13	128.46	88.84
<b>Total current assets</b>		<b>2,564.05</b>	<b>1,295.86</b>
<b>Total Assets</b>		<b>9,272.69</b>	<b>8,265.55</b>
<b>Equity and Liabilities</b>			
<b>I. Equity</b>			
(a) Equity Share capital	14	1,067.48	1,067.48
(b) Other equity	15	3,097.80	3,311.13
<b>Total equity</b>		<b>4,165.28</b>	<b>4,378.61</b>
<b>II. Liabilities</b>			
(A) Non-current liabilities			
(a) Financial liabilities			
(i) Long term borrowings	16	2,612.09	2,077.33
(b) Long term provisions	17	4.88	12.47
<b>Total non-current liabilities</b>		<b>2,616.97</b>	<b>2,089.80</b>
(B) Current liabilities			
(a) Financial liabilities			
(i) Short Term Borrowings	18	2,212.31	1,300.00
(ii) Trade Payables	19		
- Due to Micro and Small Enterprise		22.91	24.19
- Due to Others		164.39	364.92
(b) Other current liabilities	20	86.27	107.31
(c) Short-term provisions	21	4.56	0.72
<b>Total current liabilities</b>		<b>2,490.44</b>	<b>1,797.14</b>
<b>Total Liabilities</b>		<b>5,107.41</b>	<b>3,886.94</b>
<b>Total Equity and Liabilities</b>		<b>9,272.69</b>	<b>8,265.55</b>
<b>The accompanying notes from an integral part of the stand-alone financial statements</b>	2 - 44		

As per our report of even date attached

For **Ashok Dhariwal & Co**

Chartered Accountants

Firm Regd. No.: 100648W

**CA Ashok Dhariwal**

Partner

Membership No.: 036452

Place: Ahmedabad

Date: 21<sup>st</sup> May, 2024

UDIN : 24036452BKCJKZ4555

For and on behalf of the Board of Directors of

**HCP Plastene Bulpack Limited** (Formerly Known as Gopala Polyplast Limited)

CIN : L25200GJ1984PLCO50560

**Prakash Parekh**

Managing Director

DIN:00158264

**Khusboo Goyal**

Company Secretary

Place: Ahmedabad

Date: 21<sup>st</sup> May, 2024

**Anil Goyal**

Chairman

DIN:03071035

**Dhruvil Shah**

Chief Financial Officer

# Standalone Statement of Profit and Loss

for the year ended 31<sup>st</sup> March, 2024

(₹ in Lakhs)

Particulars	Note No.	Year Ended 31 <sup>st</sup> March, 2024	Year Ended 31 <sup>st</sup> March, 2023
<b>Income</b>			
Revenue from operations	22	4,554.91	4,839.53
Other Income	23	126.51	23.47
<b>Total Income</b>		<b>4,681.43</b>	<b>4,863.00</b>
<b>Expenses</b>			
Cost Of Materials Consumed	24	2,772.22	3,652.06
Changes In Inventories Of Finished Goods, Work In Progress And Stock-In-Trade	25	(85.27)	(72.66)
Employee Benefit Expense	26	519.88	425.80
Finance Cost	27	357.04	333.66
Depreciation And Amortisation Expense	3	269.43	333.89
Other Expense	28	1,220.56	923.44
<b>Total Expenses</b>		<b>5,053.87</b>	<b>5,596.19</b>
<b>Profit before exceptional items and tax</b>		<b>(372.45)</b>	<b>(733.19)</b>
Less: Exceptional items	29	-	(19.50)
<b>Profit/ (loss) before tax</b>		<b>(372.45)</b>	<b>(713.69)</b>
<b>Tax expense</b>			
a) Current tax		-	-
b) Deferred tax		(96.07)	(178.69)
<b>Profit / (Loss) after Tax</b>		<b>(276.38)</b>	<b>(535.00)</b>
<b>Other comprehensive income</b>			
<b>Items that will not be reclassified to profit and loss Account</b>			
Remeasurement gain / (loss) of Defined Benefit Plan (*refer Note No 31)		13.41	4.74
Net change in fair Value of investment in Equity instruments		-	-
<b>Other comprehensive income</b>		<b>13.41</b>	<b>4.74</b>
<b>Total comprehensive income for the year</b>		<b>(262.97)</b>	<b>(530.25)</b>
<b>Earnings per equity share [nominal value per share ₹ 10/- (Previous Year ₹ 10/-)]</b>			
a) Basic		(2.59)	(5.18)
b) Diluted		(2.59)	(5.18)
<b>The accompanying notes from an integral part of the stand-alone financials statements</b>	2 - 44		

As per our report of even date attached

For **Ashok Dhariwal & Co**

Chartered Accountants

Firm Regd. No.: 100648W

**CA Ashok Dhariwal**

Partner

Membership No.: 036452

Place: Ahmedabad

Date: 21<sup>st</sup> May, 2024

UDIN : 24036452BKCJKZ4555

For and on behalf of the Board of Directors of

**HCP Plastene Bulkpack Limited** (Formerly Known as Gopala Polyplast Limited)

CIN : L25200GJ1984PLCO50560

**Prakash Parekh**

Managing Director

DIN:00158264

**Khusboo Goyal**

Company Secretary

Place: Ahmedabad

Date: 21<sup>st</sup> May, 2024

**Anil Goyal**

Chairman

DIN:03071035

**Dhrumil Shah**

Chief Financial Officer

# Standalone Statement of Cash Flow

for the year ended 31<sup>st</sup> March, 2023

(₹ in Lakhs)

Particulars	Year Ended 31 <sup>st</sup> March, 2023	Year Ended 31 <sup>st</sup> March, 2022
<b>(A) CASHFLOW FROM OPERATING ACTIVITIES</b>		
Net Profit before Tax	(372.45)	(713.69)
Adjustment for :		
Depreciation	269.43	333.89
Bad Debts	0.00	0.70
Interest and Other Borrowing Cost	357.04	333.66
Interest Income	(85.68)	(4.56)
Exceptional Items	0.00	(19.50)
(Profit)/Loss on sale of Investment/Mark to Mark Gain	(1.63)	(6.98)
(Profit)/Loss Due to Sale of Fixed Assets	4.09	(0.22)
Employees Benefit Expenses (ESOP)	38.10	
	<b>581.36</b>	<b>636.99</b>
<b>Operating Profit before Working Capital Changes</b>	<b>208.91</b>	<b>(76.71)</b>
Adjustment For :		
Trade receivables & Other Current & Non-Current Assets	(1,324.18)	217.10
Inventories	54.34	(284.75)
Trade Payables, Other Current Liabilities & Provision	(213.19)	(1,300.06)
	<b>(1,483.02)</b>	<b>(1,367.71)</b>
<b>Cash generated from operations</b>	<b>(1,274.12)</b>	<b>(1,444.41)</b>
Taxes Paid	(30.69)	(51.72)
	<b>(30.69)</b>	<b>(51.72)</b>
<b>Net Cash (used in) / generated From Operating Activities (A)</b>	<b>(1,304.81)</b>	<b>(1,496.13)</b>
<b>(B) CASH FLOW FROM INVESTING ACTIVITIES</b>		
Purchase of Property, Plant & Equipments	(13.16)	(251.00)
Sales of Property, Plant & Equipments	58.68	3.30
Interest Income	85.68	4.56
Exceptional Items	0.00	19.50
(Purchase) / Sale of Investment (Net) / Mark to Mark G/L	1.63	20.43
	<b>132.82</b>	<b>(203.22)</b>
<b>Net Cash Flow from (used in) / generated Investing Activities (B)</b>	<b>132.82</b>	<b>(203.22)</b>
<b>(C) CASHFLOW FROM FINANCING ACTIVITIES</b>		
Proceeds from Share Capital & reserve	0.00	44.10
Proceeds from Capital reserve	0.00	2,601.90
Proceeds from Long/Short term borrowing	1,447.07	(523.51)
Interest and Other Borrowing Cost	(357.04)	(333.66)
	<b>1,090.03</b>	<b>1,788.83</b>
<b>Net Cash Flow from (used in) / generated Financing Activities (C)</b>	<b>1,090.03</b>	<b>1,788.83</b>
<b>Increase/(Decrease) in cash equivalents ( A + B + C )</b>	<b>(81.96)</b>	<b>89.48</b>
Opening Balance of Cash and Cash equivalents	134.03	44.54
Closing Balance of Cash and Cash equivalents	52.07	134.03

## Notes:

- The Cash Flow Statement has been prepared under the indirect method as set out in Ind AS-7 Statement of Cash Flows.
- Cash and cash equivalents consists of cash on hand INR 0.52 L (0.43 L), Bank Balance INR 23.31 L (119.65 L) and deposit account INR 28.24 L (13.95 L). Refer Note No. 11

As per our report of even date attached

For **Ashok Dhariwal & Co**

Chartered Accountants

Firm Regd. No.: 100648W

**CA Ashok Dhariwal**

Partner

Membership No.: 036452

Place: Ahmedabad

Date: 21<sup>st</sup> May, 2024

UDIN : 24036452BKCJKZ4555

For and on behalf of the Board of Directors of

**HCP Plastene Bulkpack Limited** (Formerly Known as Gopala Polyplast Limited)

CIN : L25200GJ1984PLCO50560

**Prakash Parekh**

Managing Director

DIN:00158264

**Khusboo Goyal**

Company Secretary

Place: Ahmedabad

Date: 21<sup>st</sup> May, 2024

**Anil Goyal**

Chairman

DIN:03071035

**Dhrumil Shah**

Chief Financial Officer

# Standalone Statement of Changes in Equity

for the year ended 31<sup>st</sup> March, 2024

## A. EQUITY SHARE CAPITAL

Current Reporting Period

(₹ in Lakhs)

Balance at the beginning of the current reporting period	Change in Equity Share Capital due to prior period error	Restated Balance at the beginning of the current reporting period	Changes in equity share capital during the current year	Balance at the end of the current reporting period
1,067.48	-	-	-	1,067.48

Previous Reporting Period

(₹ in Lakhs)

Balance at the beginning of the Previous reporting period	Change in Equity Share Capital due to prior period error	Restated Balance at the beginning of the current reporting period	Changes in equity share capital during the current year	Balance at the end of the Previous reporting period
1,023.38	-	-	44.10	1,067.48

## B. OTHER EQUITY

Current Reporting Period

(₹ in Lakhs)

Particulars	Equity Component of Compound Financial Instruments	Reserve and Surplus				Total Equity Attributable To Equity Share Holders of The Company
		Capital Reserve	Security Premium	Share Base Payment Reserve (ESOP)	Retained Earnings	
<b>Balance as at April 01, 2023</b>	-	<b>4,289.91</b>	<b>3,649.20</b>	-	<b>(4,627.98)</b>	<b>3,311.12</b>
Changes in accounting policy and prior period item						-
Restated Balance Sheet at the beginning of the current period						-
Share Option Outstanding Account				49.63		49.63
Profit / (Loss) for the year	-	-	-		(276.38)	(276.38)
Other comprehensive income for the year, net of income tax						
* Reimbursement of net defined benefit plans					13.41	13.41
* Net Fair value gain/(loss) on investment in equity instrument through OCI						
<b>Total Comprehensive Income for the year</b>					(262.97)	(262.97)
Dividend on equity shares						-
<b>Balance as at March 31, 2024</b>	-	<b>4,289.91</b>	<b>3,649.20</b>	<b>49.63</b>	<b>(4,890.95)</b>	<b>3,097.79</b>

# Standalone Statement of Changes in Equity

for the year ended 31<sup>st</sup> March, 2023

Particulars	Equity component of compound financial instruments	Reserve and Surplus				Total Equity Attributable To Equity Share Holders of The Company
		Capital Reserve	Security Premium	Share Base Payment Reserve (ESOP)	Retained Earnings	
<b>Balance as at April 01, 2022</b>	-	<b>4,289.91</b>	<b>1,047.30</b>	-	<b>(4,097.73)</b>	<b>1,239.47</b>
Addition During the year			2,601.90			2,601.90
Restated Balance Sheet at the beginning of the current period						-
Profit / (Loss) for the year				-	(535.00)	(535.00)
Other comprehensive income for the year, net of income tax						
* Reimbursement of net defined benefit plans					4.74	4.74
* Net Fair value gain/(loss) on investment in equity instrument through OCI						
<b>Total Comprehensive Income for the year</b>					(530.25)	(530.25)
Dividend on equity shares						-
<b>Balance as at March 31, 2023</b>	-	<b>4,289.91</b>	<b>3,649.20</b>	-	<b>(4,627.98)</b>	<b>3,311.12</b>

As per our report of even date attached

For **Ashok Dhariwal & Co**

Chartered Accountants

Firm Regd. No.: 100648W

**CA Ashok Dhariwal**

Partner

Membership No.: 036452

Place: Ahmedabad

Date: 21<sup>st</sup> May, 2024

UDIN : 24036452BKCJKZ4555

For and on behalf of the Board of Directors of

**HCP Plastene Bulpack Limited** (Formerly Known as Gopala Polyplast Limited)

CIN : L25200GJ1984PLCO50560

**Prakash Parekh**

Managing Director

DIN:00158264

**Khusboo Goyal**

Company Secretary

Place: Ahmedabad

Date: 21<sup>st</sup> May, 2024

**Anil Goyal**

Chairman

DIN:03071035

**Dhrumil Shah**

Chief Financial Officer

# Notes to the Standalone Financial Statements

## ACCOMPANYING NOTES TO THE STAND-ALONE FINANCIAL STATEMENTS

### 1 CORPORATE INFORMATION

HCP Plastene Bulkpack Limited (the 'Company') is a public listed company domiciled in India. Its Equity Shares are listed on Bombay Stock Exchange ('BSE'). The Company is a diversified business dealing in FIBC Jumbo Bags, PP Woven Sack Bags, PP Woven Labels and related products.

### 2 SUMMARY OF BASIS OF COMPLIANCE, BASIS OF PREPARATION AND PRESENTATION, CRITICAL ACCOUNTING ESTIMATES, ASSUMPTIONS AND JUDGEMENTS AND MATERIAL ACCOUNTING POLICIES :

#### 2.1 Basis of Compliance :

The Stand-alone financial statements comply in all material aspects, with Indian Accounting Standards (Ind AS) notified under section 133 of Companies Act 2013 ('the Act') read with the Companies (Indian Accounting Standards) Rule, 2015.

#### 2.2 Basis for Preparation of Accounts:

The Stand - alone Financial Statements have been prepared on the historical cost basis except for certain financial instruments and defined benefit plans which are measured at fair values at the end of each reporting period, as explained in the accounting policies below which are consistently followed except where a new accounting standard or amendment to the existing accounting standards requires a change in the policy hitherto applied. Presentation requirements of Division II of Schedule III to the Companies Act, 2013, as applicable to the Standalone Financial Statements have been followed.

All assets and liabilities have been classified as current or non-current as per the Company's normal operating cycle and other criteria set out in the Schedule II to the Act.

#### 2.3 Changes in Accounting Policies and Disclosures :

##### New and amended standards

The Ministry of Corporate Affairs has notified Companies (Indian Accounting Standards) Amendment Rules, 2023 dated March 31, 2023 to amend the following Ind AS which are effective for annual periods beginning on or after April 1, 2023. The Group applied for the first-time these amendments.

##### (i) Definition of Accounting Estimates – Amendments to Ind AS 8

The amendments clarify the distinction between changes in accounting estimates, changes in accounting policies and the correction of errors. It has also been clarified how entities use measurement techniques and inputs to develop accounting estimates. The amendments had no impact on the Group's consolidated financial statements.

##### (ii) Disclosure of Accounting Policies – Amendments to Ind AS 1

The amendments aim to help entities provide accounting policy disclosures that are more useful by replacing the requirement for entities to disclose their 'significant' accounting policies with a requirement to disclose their 'material' accounting policies and adding guidance on how entities apply the concept of materiality in making decisions about accounting policy disclosures. The amendments have had an impact on the Group's disclosures of accounting policies, but not on the measurement, recognition or presentation of any items in the Group's financial statements.

##### (iii) Deferred Tax related to Assets and Liabilities arising from a Single Transaction - Amendments to Ind AS 12

The amendments narrow the scope of the initial recognition exception under Ind AS 12, so that it no longer applies to transactions that give rise to equal taxable and deductible temporary differences such as leases.

##### Standards issued but not yet effective

There are no standards that are notified and not yet effective as on date.

#### 2.4 Summary of Material Accounting Policies:

The following are the significant accounting policies applied by the Company in preparing its financial statements consistently to all the periods presented.

##### i Going concern assumption

The company has achieved a turnover of ₹ 4,554.91 Lakhs during the fiscal year 2023-2024 (from April 1, 2023, to March 31, 2024), and the financial statements have been prepared assuming that the company will continue its operations as a going concern.

# Notes to the **Standalone Financial Statements**

## ii **Current versus non-current classification**

The Company presents assets and liabilities in the Balance Sheet based on current/non-current classification.

An asset is current when it is:

- Expected to be realised or intends to be sold or consumed in the normal operating cycle;
- Held primarily for the purpose of trading;
- Expected to be realised within twelve months after the reporting period; or
- Cash and cash equivalent unless restricted from being exchanged or used to settle a liability for at least twelve months after the reporting period.

All other assets are classified as non-current.

A liability is current when:

- It is expected to be settled in the normal operating cycle;
- It is held primarily for the purpose of trading;
- It is due to be settled within twelve months after the reporting period; or
- There is no unconditional right to defer the settlement of the liability for at least twelve months after the reporting period.

The Company classifies all other liabilities as non-current.

However as CIRP process has been initiated all liabilities towards Banking Facilities have been converted in to Current Demands and hence shown under Current Liabilities.

### **Operating cycle**

Operating cycle of the Company is the time between the acquisition of assets for processing and their realization in cash or cash equivalents.

As the Company's normal operating cycle is not clearly identifiable, it is assumed to be twelve months.

## iii **Use of estimates and judgements**

The estimates and judgments used in the preparation of the financial statements are continuously evaluated by the Company and are based on historical experience and various other assumption and factors (including expectations of future events) that the Company believes to be reasonable under the existing circumstances. Difference between actual results estimates are recognized in the period in which the result is known/materialized.

The said estimates are based on the facts and events, that existed as at reporting date, or that occurred after that date but provide additional evidence about conditions existing as at the reporting date.

## iv **Financial instruments**

A financial instrument is a contract that gives rise to a financial asset of one entity and a financial liability or equity instrument of another entity.

### **A Financial asset**

#### **(i) Classification and measurement Classification**

The Company classifies its financial assets, other than investments in subsidiaries and joint venture in the following measurement categories:

- a. those to be measured subsequently at fair value (either through other comprehensive income, or through profit or loss), and
- b. those measured at amortised cost.

The classification depends on the Company's business model for managing the financial assets and the contractual terms of the cash flows."

# Notes to the Standalone Financial Statements

For assets measured at fair value, gains and losses will either be recorded in profit or loss or other comprehensive income. For investments

in debt instruments, this will depend on the business model in which the investment is held. For investments in equity instruments, this will depend on whether the Company has made an irrevocable election at the time of initial recognition to account for the equity investment at fair value through other comprehensive income.

The Company reclassifies debt investments when and only when its business model for managing those assets changes.

## **Measurement**

At initial recognition, all financial assets are measured initially at fair value plus, in the case of financial assets not recorded at fair value through profit or loss, transaction costs that are attributable to the acquisition of the financial asset. Transaction costs of financial assets carried at fair value through profit or loss are expensed in profit or loss. Purchase or sales of financial assets that require delivery of assets within a time frame established by regulation or convention in the market place (regular way trade) are recognised on trade date.

## **Debit Instrument**

Subsequent measurement of debt instruments depends on the Company's business model for managing the asset and the cash flow characteristics of the asset. There is only one measurement category into which the Company classifies its debt instruments as follows:

**Amortised cost:** Assets that are held for collection of contractual cash flows where those cash flows represent solely payments of principal and interest are measured at amortised cost. A gain or loss on a debt investment that is subsequently measured at amortised cost and is not part of a hedging relationship is recognised in profit or loss when the asset is derecognised or impaired. Interest income from these financial assets is included in finance income using the effective interest rate method.

## **Trade Receivable**

Trade receivables are recognised initially at fair value and subsequently measured at amortised cost using the effective interest method, less provision for impairment.

## **Cash and Cash equivalents**

For the purpose of presentation in the statement of cash flows, cash and cash equivalents includes cash on hand, deposits held at call with financial institutions, other short-term, highly liquid investments with original maturities of three months or less that are readily convertible to known amounts of cash and which are subject to an insignificant risk of changes in value, and bank overdrafts which are repayable on demand and form an integral part of an entity's cash management system

Other bank overdrafts are shown within borrowings in current liabilities in the balance sheet.

## **(ii) Impairment of financial assets**

The Company assesses on a forward looking basis the expected credit losses associated with its assets carried at amortised cost. The impairment methodology applied depends on whether there has been a significant increase in credit risk. Note 39.2 details how the Company determines whether there has been a significant increase in credit risk. For trade receivables only, the Company applies the simplified approach permitted by Ind AS 109 Financial Instruments, which requires expected lifetime losses to be recognised from initial recognition of the receivables.

## **(iii) Derecognition of financial assets**

A financial asset (or, where applicable, a part of a financial asset or part of a group of similar financial assets) is primarily derecognised when:

- The rights to receive cash flows from the financial asset have been transferred, or
- The Company retains the contractual rights to receive the cash flows of the financial asset but assumes a contractual obligation to pay the cashflows to one or more recipients.

When the Company has transferred an asset, it evaluates whether it has transferred substantially all risks and rewards of ownership of the financial asset. In such cases, the financial asset is derecognised. When the Company has not transferred substantially all the risks and rewards of ownership of a financial asset, the financial asset is not derecognised.



# Notes to the **Standalone Financial Statements**

When the Company has neither transferred a financial asset nor retains substantially all risks and rewards of ownership of the financial asset, the financial asset is derecognised if the Company has not retained control of the financial asset. When the Company retains control of the financial asset, the asset is continued to be recognised to the extent of continuing involvement of the asset.

## **(iv) Income recognition**

Interest income from debt instruments is recognised using the effective interest rate method. The effective interest rate is the rate that exactly discounts estimated future cash receipts through the expected life of the financial asset to the gross carrying amount of a financial asset. When calculating the effective interest rate, the Company estimates the expected cash flows by considering all the contractual terms of the financial instrument (for example, prepayment, extension, call and similar options) but does not consider the expected credit losses.

Dividends are recognised in profit or loss only when the right to receive payment is established, it is probable that the economic benefits associated with the dividend will flow to the Company, and the amount of the dividend can be measured reliably.

## **B Financial liabilities**

### **(i) Initial recognition and measurement:**

Financial liabilities are classified, at initial recognition, as financial liabilities at fair value through statement of Profit and Loss, loans and borrowing, payables, or as derivatives designated as hedging instruments in an effective hedge, as appropriate.

All financial liabilities are recognized initially at fair value and, in the case of loans and borrowings and payables, net of directly attributable transaction costs.

The company's financial liabilities include trade and other payables, loans and borrowings including cash credit facilities from banks and derivative financial instruments.

### **(ii) Subsequent measurement:"**

The measurement of financial liabilities depends on their classification, as described below:

Financial liabilities at fair value through Statement of Profit and loss. Financial liabilities at fair value through profit and loss include financial liabilities held for trading and financial liabilities designated upon initial recognition at fair value through Profit and loss. Financial liabilities are classified as held for trading if they are incurred for the purpose of repurchasing in the near term. This category also includes derivatives financial instruments entered into by the company that are not designated as hedging instruments in hedge relationships as defined by Ind AS 109.

Gains or losses on liabilities held for trading are recognized in the Statement of Profit and loss.

Financial liabilities designated upon initial recognition at fair value through statement of profit and loss are designated as such at the initial date of recognition and only if the criteria in Ind AS 109 are satisfied. For liabilities designated as FVTPL, fair value gains/losses attributable to changes in own credit risks are recognized in OCI. These gains/losses are not subsequently transferred to P&L. However, the company may transfer the cumulative gain or loss within equity. All other changes in fair value of such liability are recognized in the statement of profit and loss.

#### **Loans and borrowings:**

After initial recognition, interest-bearing loans and borrowings are subsequently measured at amortised cost using the EIR method. Gains and losses are recognized in the statement of profit and loss when the liabilities are derecognised as well as through the EIR amortisation process.

Amortised cost is calculated by taking into account any discount or premium on acquisition and fees or costs that are an integral part of the EIR. The EIR amortisation is included as finance costs in the statement of profit and loss.

This category generally applies to borrowings.

#### **Financial guarantee contracts:**

Financial guarantee contracts issued by the company are those contracts that require a payment to be made to reimburse the holder for a loss it incurs because the specified debtor fails to make a payment when due in accordance with the terms of a debt instrument.

# Notes to the Standalone Financial Statements

Financial guarantee contracts are recognized initially as a liability at fair value through statement of profit and loss (FVTPL), adjusted for transaction costs that are directly attributable to the issuance of the guarantee. Subsequently, the liability is measured at the higher of the amount of loss allowance determined as per impairment requirements of Ind AS 109 and the amount recognized less cumulative amortisation.

### (iii) **Derecognition:**

A financial liability is derecognised when the obligation under the liability is discharged or cancelled or expires. When an existing financial liability is replaced by another from the same lender on substantially different terms, or the terms of an existing liability are substantially modified, such an exchange or modification is treated as the derecognition of the original liability and the recognition of a new liability. The difference in the respective carrying amounts is recognized in the statement of Profit and loss.

### C **Derivative financial instrument:**

The Company uses derivative financial instruments, such as forward currency contracts, to hedge its foreign currency risks. Such derivative financial instrument is initially recognized at fair value through consolidated statement of Profit and loss (FVTPL) on the date on which a derivative contract is entered into and is subsequently re-measured at fair value. Derivatives are carried as financial assets when the fair value is positive and as financial liabilities when the fair value is negative.

Any gains or losses arising from changes in the fair value of derivative financial instrument are classified in the consolidated statement of Profit and loss and reported with foreign exchange gains/(loss) not within results from operating activities. Changes in fair value and gains / (losses) on settlement of foreign currency derivative financial instruments relating to borrowings, which have not been designed as hedge are recorded as finance cost.

### D **Offsetting of financial instruments**

Financial assets and financial liabilities are offset and the net amount is reported in the balance sheet if there is a currently enforceable legal right to offset the recognized amounts and there is an intention to settle on a net basis, to relate the assets and settle the liabilities simultaneously.

#### a **Foreign Currency Transactions:**

The Company's financial statements are presented in INR, which is also the Company's functional and presentation currency. Transactions in Foreign currency are recorded at the rate of exchange in force at the time transactions are effected and exchange difference, if any, on settlement of transaction is recognized in Profit & Loss Account. Monetary transaction balance other than FCDL as on date of Balance Sheet have been reported at exchange rate on Balance Sheet date and difference charged to profit & loss account. Forward contract premium paid on forward contracts are amortized to Profit & loss account over life of such contract.

#### b **Fair value measurement**

The Company measures financial instruments such as Investments at fair value at the end of each reporting period. Fair value is the price that would be received to sell an asset or paid to transfer a liability in an orderly transaction between market participants at the measurement date. The fair value measurement is based on the presumption that the transaction to sell the asset or transfer the liability takes place either:

- In the principal market for the asset or liability Or
- In the absence of a principal market, in the most advantageous market for the asset or liability.

The principal or the most advantageous market must be accessible by the Company.

The fair value of an asset or a liability is measured using the assumptions that market participants would use when pricing the asset or liability, assuming that market participants act in their economic best interest.

A fair value measurement of a non-financial asset takes into account market participant's ability to generate economic benefits by using the asset in its highest and best use or by selling it to another market participant that would use the asset in its highest and best use.

The Company uses valuation techniques that are appropriate in the circumstances and for which sufficient data are available to measure fair value, maximising the use of relevant observable inputs and minimising the use of unobservable inputs.

# Notes to the **Standalone Financial Statements**

All assets and liabilities for which fair value is measured or disclosed in the financial statements are categorised within the fair value hierarchy, described as follows, based on the lowest level input that is significant to the fair value measurement as a whole:

- Level 1 — Quoted (unadjusted) market prices in active markets for identical assets or liabilities.
- Level 2 — Valuation techniques for which the lowest level input that is significant to the fair value measurement is directly or indirectly observable.
- Level 3 — Valuation techniques for which the lowest level input that is significant to the fair value measurement is unobservable.

For assets and liabilities that are recognised in the financial statements on a recurring basis, the Company determines whether transfers have occurred between levels in the hierarchy by reassessing categorisation (based on the lowest level input that is significant to the fair value measurement as a whole) at the end of each reporting period.

The Company's Management determines the policies and procedures for both recurring fair value measurement, such as derivative instruments and for non-recurring measurement, such as asset held for sale.

External valuers are involved for valuation of significant assets, such as properties. Involvement of external valuers is decided upon annually by the management after discussion with and approval by the Company's Audit Committee. Selection criteria include market knowledge, reputation, independence and whether professional standards are maintained. Management decides, after discussions with the Company's external valuers, which valuation techniques and inputs to use for each case.

However, such fair value report is not available for all assets except equity investment as on 31<sup>st</sup> March, 2020, Hence impairment Loss not booked for immovable properties.

At each reporting date, management analyses the movements in the values of assets and liabilities which are required to be re-measured or re-assessed as per the Company's accounting policies. For this analysis, The Management verifies the major inputs applied in the latest valuation by agreeing the information in the valuation computation to contracts and other relevant documents.

The Management, in conjunction with the Company's external valuers, also compares the change in the fair value of each asset and liability with relevant external sources to determine whether the change is reasonable on yearly basis.

For the purpose of fair value disclosures, the Company has determined classes of assets and liabilities on the basis of the nature, characteristics and risks of the asset or liability and the level of the fair value hierarchy, as explained above. This note summarises accounting policy for fair value. Other fair value related disclosures are given in the relevant notes.

- Significant accounting judgements, estimates and assumptions
- Quantitative disclosures of fair value measurement hierarchy
- Property, plant and equipment & Intangible assets measured at fair value on the date of transition
- Investment properties
- Financial instruments (including those carried at amortised cost)

## **c Property, plant and equipment**

Property, plant and equipment are stated at cost, less accumulated depreciation and impairment, if any. Costs directly attributable to acquisition are capitalized until the property, plant and equipment are ready for use, as intended by the Management. The charge in respect of periodic depreciation is derived after determining an estimate of an asset's expected useful life and the expected residual value at the end of its life.

The Company depreciates property, plant and equipment over their estimated useful lives using the straight-line method. Schedule II to the Act prescribes the useful lives for various class of assets. For certain class of assets, based on technical evaluation and assessment, Management believes that the useful lives adopted by it reflect the periods over which these assets are expected to be used.

Accordingly for those assets, the useful lives estimated by the management are different from those prescribed in the Schedule.

# Notes to the Standalone Financial Statements

Management's estimates of the useful lives for various class of PPE are as given below:

<b>Assets</b>	<b>Useful Life</b>
Building	0 -30 years
Plant & Machinery-Continue process	8 years
Plant & Machinery- Normal Process	15 years
Electric Installation	10 years
D. G. Set	10 years
Office Equipment	5 years
Furniture	10 years
Vehicle	8 years
Air Conditioner	10 years
Computeres	3 years

### **Derecognition**

An item of property, plant and equipment is derecognised upon disposal or when no future economic benefits are expected from its use or disposal. Any gain or loss arising on derecognition of the asset (calculated as the difference between the net disposal proceeds and the carrying amount of the asset ) is included in the Statement of Profit and Loss when the asset is derecognised. However as stated above No Impairment loss is booked on 31<sup>st</sup> March, 2024.

### **Depreciation**

Depreciation on property, plant and equipment is provided so as to write off the cost of assets less residual values over their useful lives of the assets, using the straight line method as prescribed under PartC of Schedule II to the Companies Act 2013.

When parts of an item of property , plant and equipment have different useful life, they are accounted for as separate items (Major Components) and are depreciated over their useful life or over the remaining useful life of the principal assets whichever is less.

Depreciation for assets purchased/sold during a period is proportionately charged for the period of use, irrespective of actual operation and uses of the assets in question.

## **d Intangible Assets**

Intangible assets acquired separately are measured on initial recognition at cost. Following initial recognition, Intangible assets are carried at cost less accumulated amortization and accumulated impairment losses, if any.

The useful lives of intangible assets are assessed as either finite or indefinite.

Intangible assets with finite lives are amortized over their useful economic lives and assessed for impairment whenever there is an indication that the intangible asset may be impaired. The amortization period and the amortization method for an intangible asset with a finite useful life are reviewed at least at the end of each reporting period. Changes in the expected useful life or the expected pattern of consumption of future economic benefits embodied in the assets are considered to modify the amortization period or method, as appropriate , and are treated as changes in accounting estimates . The amortization expense on intangible assets with finite lives is recognised in the Statement of Profit and Loss . Intangible assets with indefinite useful lives are not amortized, but are tested for impairment annually , either individually or at the cash generating unit level. The assessment of indefinite life is reviewed annually to determine whether the indefinite life continues to be supportable. If not, the change in useful life from indefinite to finite is made on a prospective basis.

Gains or losses arising from derecognition of an intangible asset are measured as the difference between the net disposal proceeds and the carrying amount of the asset and are recognised in the Statement of Profit and Loss when the asset is derecognised.

### **Amortisation**

Software is amortized over management estimate of its useful life of 3 years.

# Notes to the **Standalone Financial Statements**

## **Impairment of non-financial assets**

The Company assesses at each reporting date whether there is an indication that an asset may be impaired. If any indication exists, the Company estimates the asset's recoverable amount. An asset's recoverable amount is the higher of an asset's or cash generating unit's (CGU) net selling price and its value in use. The recoverable amount is determined for an individual asset, unless the asset does not generate cash inflows that are largely independent of those from other assets or groups of assets. Where the carrying amount of an asset or CGU exceeds its recoverable amount, the asset is considered impaired and is to its recoverable amount.

In assessing value in use, the estimated future cash flows are discounted to their present value using a pre-tax discount rate that reflects current market assessments of the time value of money and the risks specific to the asset. In determining net selling price, recent market transactions are taken into account, if available. If no such transactions can be identified, an appropriate valuation model is used.

## **e Inventories**

Inventories of Raw material, Work-in-progress, finished goods and Stock-in-trade are valued at the lower of cost and net realizable value. However, Raw material and other items held for use in the production of inventories are not written down below cost if the finished products in which they will be incorporated are expected to be sold at or above cost.

Costs incurred in bringing each product to its present location and conditions are accounted for as follows:

- Raw materials: cost includes cost of purchase and other costs incurred in bringing the inventories to their present location and condition. Cost is determined on first in, first out basis.
- Finished goods and work in progress: cost includes cost of direct materials and Labours and a proportion of manufacturing overheads based on the normal operating capacity, but excluding borrowing costs. Cost is determined on first in, first out basis
- Traded goods: cost includes cost of purchase and other costs incurred in bringing the inventories to their present location and condition.

Cost is determined on weighted average basis.

All other inventories of stores, consumables, project material at site are valued at cost or NRV whichever is low. The stock of waste is valued at net realisable value.

Net realisable value is the estimated selling price in the ordinary course of business, less estimated costs of completion and the estimated costs necessary to make the sale.

## **f Revenue Recognition:**

### **f (a) Sale of Goods**

- \* Revenue is recognised upon transfer of control of promised goods to customers in an amount that reflects the consideration which the Company expects to receive in exchange for those goods.
- \* Revenue from the sale of goods is recognised at the point in time when control is transferred to the customer which is usually on dispatch / delivery of goods, based on contracts with the customers.
- \* Revenue towards satisfaction of performance obligation is measured based on the transaction price, which is the consideration, adjusted for volume discounts, price concessions, incentives, and returns, if any, as specified in the contracts with the customers.
- \* Revenue excludes taxes collected from customers on behalf of the government. Accruals for discounts/incentives and returns are estimated (using the most likely method) based on accumulated experience and underlying schemes and agreements with customers.

Due to the short nature of credit period given to customers, there is no financing component in the contract.

The Company does not expect to have any contracts where the period between the transfer of the promised goods or services to the customer and payment by the customer exceeds one year. As a consequence, it does not adjust any of the transaction prices for the time value of money.

# Notes to the Standalone Financial Statements

Revenue from the sale of goods is measured at the fair value of the consideration received or receivable including net of returns and allowances, trade discounts, volume rebates and GST.

**f (b) Interest income**

Interest is recognized on a time proportion basis taking into account the amount outstanding and the applicable interest rate.

**f (c) Dividend**

Dividend Income is recognised when the Company's right to receive established which is generally occur when the shareholders approve the dividend.

**g Taxes on Income**

Tax expense comprises of current income tax and deferred tax.

**Current income tax**

Current income tax assets and liabilities are measured at the amount expected to be recovered from or paid to the taxation authorities.

The tax rates and tax laws used to compute the amount are those that are enacted or substantively enacted, at the reporting date.

Current income tax relating to items recognised outside the statement of Profit and Loss is recognised outside the statement of Profit and Loss (either in other comprehensive income or in equity). Deferred tax items are recognised in correlation to the underlying transaction either in OCI or directly in equity.

Management periodically evaluates positions taken in the tax returns with respect to situations in which applicable tax regulations are subject to interpretation and establishes provision where appropriate.

**Deferred Income Tax**

Deferred income tax is provided using the liability method on temporary differences arising between the tax bases of assets and liabilities and their carrying amounts for financial reporting purpose at the reporting date.

Deferred tax liabilities are recognized for all taxable temporary differences, except.

- When the Deferred tax liability arises from the initial recognition of goodwill or an asset or liability in a transaction other than a business combination that at the time of the transaction affects neither accounting profit nor taxable profit or loss;
- In respect of taxable temporary differences associated with investments in subsidiaries, when the timing of the reversal of the temporary differences can be controlled and it is probable that the differences will not reverse in the foreseeable future.

Deferred tax assets are recognized for all deductible temporary differences, the carry forward of unused tax credits and any unused tax losses. Deferred tax assets are recognized to the extent it is probable that future taxable amounts will be available against the deductible temporary differences and the carry forward of unused tax credits and unused tax losses can be utilised except:

- When the Deferred TAX ASSET arises relating to the deductible temporary difference arises from the initial recognition of an ASSET or LIABILITIES in a transaction other than a business combination that at the time of the transaction affects neither accounting PROFIT nor TAXABLE PROFIT or LOSS.
- In respect of deductible temporary differences associated with investments in subsidiaries, associates and interests in joint arrangements, deferred tax assets are recognised only to the extent that it is probable that the temporary differences will reverse in the foreseeable future and taxable profit will be available against which the temporary differences can be utilised.

The carrying amount of deferred tax assets is reviewed at each reporting date and reduced to the extent that it is no longer probable that sufficient taxable profit will be available to allow all or part of the deferred tax assets to be utilised.

# Notes to the **Standalone Financial Statements**

Unrecognized deferred tax assets are re-assessed at each reporting date and are recognised to the extent that it has become probable that future taxable profits will allow the deferred tax asset to be recovered.

Deferred tax assets and liabilities are measured at the tax rates that are expected to apply in the year when the asset is realised or the liability is settled, based on tax rates (and tax laws) that have been enacted or substantively enacted at the reporting date.

Deferred tax relating to items recognised outside the statement of Profit and Loss is recognised outside the statement of Profit and Loss.

Deferred tax items are recognised in correlation to the underlying transaction either in other comprehensive income or directly in equity.

Deferred tax assets and deferred tax liabilities are offset if a legally enforceable right exists to set off current tax assets against current tax liabilities and the deferred taxes relate to the same taxable entity and the same taxation authority.

## **h Employee benefits**

### **Short-term obligations**

Liabilities for wages and salaries, including non-monetary benefits that are expected to be settled wholly within 12 months after the end of the period in which the employees render the related service are recognized in respect of employees services up to the end of the reporting period and are measured at the amounts expected to be paid when the liabilities are settled. The liabilities are presented as current employee benefit obligations in the balance sheet

### **Other long-term employee benefit obligations**

The liabilities for earned leave and sick leave are not expected to be settled wholly within 12 months after the end of the period in which the employees render the related service. They are therefore measured as the present value of expected future payments to be made in respect of services provided by employees up to the end of the reporting period on government bonds using the projected unit credit method . The benefits are discounted using the market yields at the end of the reporting period that have terms approximating to the terms of the related obligation . Remeasurements as a result of experience adjustments and changes in actuarial assumptions are recognised in profit or loss.

The obligations are presented as current liabilities in the balance sheet if the Company does not have an unconditional right to defer settlement for at least twelve months after the reporting period, regardless of when the actual settlement is expected to occur.

### **Post-employment obligations**

The Company operates the following post-employment schemes:

- a) defined benefit plans such as gratuity and
- b) defined contribution plans such as provident fund.

### **Defined benefit plan**

The liability or asset recognised in the balance sheet in respect of defined benefit gratuity plans is the present value of the defined benefit obligation at the end of the reporting period less the fair value of plan assets. The defined benefit obligation is calculated annually by actuaries using the projected unit credit method.

The present value of the defined benefit obligation is determined by discounting the estimated future cashout flows by reference to market yields at the end of the reporting period on government bonds that have terms approximating to the terms of the related obligation. The net interest cost is calculated by applying the discount rate to the net balance of the defined benefit obligation and the fair value of plan assets. This cost is included in employee benefit expense in the statement of profit and loss.

Remeasurement gains and losses arising from experience adjustments and changes in actuarial assumptions are recognised in the period in which they occur , directly in other comprehensive income . They are included in retained earnings in the statement of changes in equity and in the balance sheet.

# Notes to the Standalone Financial Statements

Changes in the present value of the defined benefit obligation resulting from plan amendments or curtailments are recognised immediately in profit or loss as past service cost.

## **Defined contribution plans**

The Company pays provident fund contributions to publicly administered provident funds as per local regulations. The Company has no further payment obligations once the contributions have been paid. The contributions are accounted for as defined contribution plans and the contributions are recognised as employee benefit expense when they are due. Prepaid contributions are recognised as an asset to the extent that a cash refund or a reduction in the future payments is available.

## **i Export incentives**

Export incentives under various schemes notified by government are accounted for , in the year of exports based on eligibility and when there is no uncertainty in receiving the same.

## **j Investment and other Financial Assets**

Financial assets are recognized and measured in accordance with Ind AS 109 – Financial Instruments. Accordingly, the company recognizes financial asset only when it has contractual right to receive cash or other financial assets from another Company.

### **a. Initial recognition and measurement**

All financial assets, except investment in subsidiary are measured initially at fair value plus, transaction costs that are attributable to the acquisition of the financial asset. The transaction cost incurred for the purchase of financial assets held at fair value through profit or loss is expensed in the statement of Profit and Loss immediately.

### **b. Subsequent measurement**

For the purpose of Subsequent measurement financial assets are classified in three categories:

- Measured at amortised cost
- Measured at fair value through other comprehensive income (FVOCI)
- Measured at fair value through Profit and Loss (FVTPL)

## **k Debt instruments at amortised cost**

Assets that are held for collection of contractual cash flows where those cash flows represent solely payments of principal and interest are measured at amortised cost. Financial assets are accounted for at amortized cost using the effective interest method. This category comprises trade accounts receivable, loans, cash and cash equivalents, bank balances and other financial assets. A gain or loss on a debt instrument that is subsequently measured at amortized cost and is not part of a hedging relationship that is recognized in the Statement of Profit and Loss when the asset is derecognized or impaired. Interest income from these financial assets is included in finance income using the effective interest rate method.

### **Debt instruments at fair value through other comprehensive income (FVOCI)**

Assets that are held for collection of contractual cash flows and for selling the financial assets, where the assets' cash flows represent solely payments of principal and interest, are measured at fair value through Other Comprehensive Income (FVOCI).

The movement in carrying amount are taken through Other Comprehensive Income, except for the recognition of impairment gains or losses, interest revenue and foreign exchange gains and losses which are recognized in the Statement of Profit and Loss. When the financial asset is derecognized, the cumulative gain or loss previously recognized in Other Comprehensive Income is reclassified from equity to the Statement of Profit and Loss and recognized in other gains/ (losses). Interest income from these financial assets is included in finance income using the effective interest rate method.

### **Debt instruments at fair value through Profit and Loss (FVTPL)**

FVTPL is a residual category for debt instruments. Any debt instrument, which does not meet the criteria for categorisation at amortized cost or FVOCI, is classified as at FVTPL. Debt instruments included within the FVTPL category are measured at fair value with all changes recognised in the Statement of Profit and Loss.



# Notes to the **Standalone Financial Statements**

## **l Equity Investments:**

All equity investments, except in subsidiary are measured at cost in scope of Ind AS 109 are measured at fair value. For all other equity instruments, the company may make an irrevocable election to present in other comprehensive income subsequent changes in the fair value. The company makes such election on an instrument-by-instrument basis. The classification is made on initial recognition and is irrevocable.

If the company decides to classify an equity instruments as a FVTOCI, then all fair value changes on the instrument, excluding dividends, are recognized in other comprehensive income (OCI). There is no recycling of the amounts from OCI to Statement of Profit and Loss, even on sale of Investment. However, the company may transfer the cumulative gain or loss within equity.

Equity instruments included within the FVTPL category are measured at fair value with all changes recognised in the Statement of Profit and Loss.

### ***Derecognition***

A financial asset (or, where applicable, a part of financial asset or part of a group of similar financial assets) is primarily derecognised (i.e. removed from the company's Balance sheet) when:

- The rights to receive Cash flows from the ASSET have expired, or
- The company has transferred substantially all the risks and rewards of the asset

Investments in shares are stated at market value as on date of Balance Sheet and M to M gain / loss is shown in profit and loss account.

## **m Borrowing cost**

Borrowing costs directly attributable to the acquisition, construction or production of an asset that necessarily takes a substantial period of time to get ready for its intended use or sale are capitalized as part of the cost of the respective asset. All other borrowing costs are expensed in the period in which they occur. Borrowing costs consist of interest and other costs that the Company incurs in connection with the borrowing of funds. Borrowing cost also includes exchange differences to the extent regarded as an adjustment to the borrowing costs.

## **n Provisions, contingent liabilities and contingent assets**

Provisions are recognized when the Company has a present obligation (legal or constructive) as a result of a past event, it is probable that an outflow of resources embodying economic benefit will be required to settle the obligation and a reliable estimate can be made of the amount of the obligation. These are reviewed at each Balance Sheet date and adjusted to reflect the current best estimates.

Contingent liabilities are not recognized but are disclosed in the notes. Contingent assets are neither recognised nor disclosed in the financial statements

## **o Related Party Transactions:**

Disclosure of transactions with Related Parties, as required by Ind AS 24 "Related Party Disclosures" has been set out in a separate statement annexed to this Schedule as per Note no.36. Related Parties as defined in Ind AS 24 have been identified on the basis of representations made by key managerial personnel and information available with the Company.

## **p Provisions:**

A provision is recognized when Company has a legal and constructive obligation as a result of a past event, for which it is probable that cash outflow will be required and a reliable estimate has been made of the amount of the obligation. Accordingly, provision for income tax payable has not been done. MAT credit of ₹ Nil (P.Y. ₹ Nil) lakhs and unabsorbed depreciation of ₹ 269.43 (P.Y. ₹ 333.89) lakhs have been ignored for the purpose of DTA provision.

## **q Classification of Subsidy Receivable into Current and Non-Current Asset:**

- (a) The Company has received eligibility certificate from concerned department regarding VAT concession for amount of Subsidy of ₹ 3066.38 Lakhs for 8 years in equal installments. The VAT Concession is for the period of 8 years from 01-01-2014 to 31-01-2021.

## Notes to the Standalone Financial Statements

Amount under Subsidy receivable is treated as Non –Current Assets. The status of subsidy amount as per certificate received from concerned authorities is as under.

Particulars	Details	Amount
Period (8 Years)	01.01.2014 to 31.12.21	8
Entitlement Certificate No.-Commercial Tax Department issued on 16.06.16	GUJ TIS 160616 000199	
Eligibility Certificate No. - DIC issued on 19.10.15	IC\Salt-Tex\147\1121480	
Total Certificate Amount and per year income to be Booked	Total ₹ 3,066.38 lakhs	₹ 383.30 lakhs
Nos of Years for which income has been Booked till 2018-19		5
Income Booked- Till 2018-19		₹ 1,916.50 lakhs
Income Received / Expenses Booked		₹ 1197.66 lakhs
Eligible Amount to be Claimed for reimbursement/refund from respected authorities		Rs0.00 lakhs
(Subject to filing of claim and its approval from concerned authorities.) (Shown under Current Assets)		Nil
Other Non- Current Assets ( Balance Amount)		₹ 718.84 lakhs

- (b) The Company has Interest receivable under TUFF Scheme in Textile Policy. The amount receivable under TUFF scheme treated as Non-Current Assets. The status of amount interest receivable under TUFF Scheme from concerned authorities are as under.  
(₹ in Lakhs)

Particular	Due Period	Interest Receivable
Interest Refundable from Gujarat Govt.	October to December – 2018	₹ 21.63
Interest Refundable from Cent. Govt.	March to May – 2018	₹ 0.22
Interest Refundable from Cent. Govt.	October to December – 2017	₹ 18.71
Interest Refundable from Cent. Govt.	January to March – 2018	₹ 17.49
Interest Refundable from Cent. Govt.	April to June – 2018	₹ 16.72
Interest Refundable from Cent. Govt.	July to September – 2018	₹ 15.65
Interest Refundable from Cent. Govt.	October to December – 2018	₹ 14.41
<b>TOTAL</b>		<b>₹ 104.83</b>

- (c) The Company has receivable under Income Tax Refund which are shows as below, treated as Current Assets :

(₹ in Lakhs)

Particulars	Amount
TCS On Purchase 20-21	1.22
TCS On Purchase 23-24	0.13
TDS Receivable 2020-21	0.83
TDS Receivable 2021-22	29.02
TDS Receivable 2022-23	20.88
TDS Receivable 2023-24	30.56
<b>TOTAL</b>	<b>82.64</b>

- r Previous year figures have been regrouped and rearranged, wherever necessary, to make them comparable with the current year figures.

# Notes to the Standalone Financial Statements

## NOTE 3 : PROPERTY, PLANT AND EQUIPEMENT

(₹ in Lakhs)

Particulars	Land Building	Plant & Machinery		Electric Installation	Office Equipment	Furniture	Vehicle	Air Conditioner	Computer	Grand Total	
		- Normal Process	Plant & Machinery- Continuous Process								
<b>Gross block (at cost)</b>											
<b>As at 1<sup>st</sup> April 2022</b>	25.85	1,363.05	3,605.94	4,936.22	439.16	51.87	60.79	1.90	24.99	83.78	10,593.55
Additions during the year	-	14.15	221.32	0.41	0.38	7.95	4.59	-	0.29	1.92	251.00
Deletions during the year	-	-	3.16	-	-	-	-	-	-	-	3.16
<b>As at 31 March 2023</b>	25.85	1,377.21	3,824.09	4,936.63	439.54	59.82	65.37	1.90	25.28	85.70	10,841.39
Additions during the year	-	-	11.42	-	-	1.56	0.08	-	-	0.11	13.16
Deletion /Addition of Assets	-	-	104.91	-	-	0.25	-	-	-	-	105.16
Transfer of Assets	-	-	3.61	-	(2.31)	(1.30)	-	-	-	-	-
<b>As at 31<sup>st</sup> March, 2024</b>	25.85	1,377.21	3,734.21	4,936.63	439.54	58.82	64.15	1.90	25.28	85.81	10,749.39
<b>Accumulated depreciation</b>											
<b>As at 1<sup>st</sup> April 2022</b>	-	652.27	2,296.42	4,551.05	358.54	41.28	55.78	0.17	21.67	79.00	8,056.18
Charge for the year	-	42.31	135.86	130.64	20.43	2.48	0.48	0.23	0.66	0.81	333.89
On deletions during the year	-	-	0.08	-	-	-	-	-	-	-	0.08
<b>As at 31 March 2023</b>	-	694.58	2,432.20	4,681.69	378.96	43.76	56.26	0.39	22.33	79.82	8,389.99
Charge for the year	-	45.51	148.08	53.15	18.01	2.88	0.54	0.17	0.41	0.67	269.43
Deletion /Addition of Assets	-	-	42.37	-	-	0.02	-	-	-	-	42.39
<b>As at 31<sup>st</sup> March, 2024</b>	-	740.09	2,537.91	4,734.85	396.98	46.63	56.80	0.56	22.74	80.49	8,617.03
<b>Net block</b>											
<b>As at 31 March 2023</b>	25.85	682.63	1,391.90	254.94	60.58	16.05	9.12	1.51	2.95	5.88	2,451.41
<b>As at 31 December 2024</b>	25.85	637.12	1,196.30	201.78	42.57	12.19	7.36	1.34	2.54	5.32	2,132.37

# Notes to the Standalone Financial Statements

## NOTE 4: NON-CURRENT INVESTMENT

(₹ in Lakhs)

Particulars	As at March 31, 2024	As at March 31, 2023
<b>Investment in Subsidiary Company (Fully paid-up) (at cost) -</b>		
<b>Unquoted</b>		
K P Woven Private Limited ( Unquoted)	895.89	884.36
( 182720 Shares Face Value ₹ 10/- each per Share Fully Paid at ₹ 484/-each Per Share)		
	<b>( A )</b>	<b>895.89</b>
<b>Investment in Joint Venture (at cost)</b>		
<b>Unquoted</b>		
HCP Plastene Bulkpack PLT-Malaysia	5.51	-
	<b>( B )</b>	<b>5.51</b>
	<b>( A + B )</b>	<b>901.40</b>
Aggregate value of unquoted Investments in Subsidiary Company	895.89	884.36
Aggregate value of unquoted Investments in Joint Venture	5.51	-
	<b>901.40</b>	<b>884.36</b>

## NOTE 5: OTHER FINANCIAL ASSETS

(₹ in Lakhs)

Particulars	As at March 31, 2024	As at March 31, 2023
(Unsecured Considered Goods)		
Security Deposits	85.61	116.74
Bank Balances Held as Margin Money in FDR Form	4.51	28.51
	<b>90.12</b>	<b>145.25</b>

## NOTE 6: DEFERRED TAX ASSETS (NET)

(₹ in Lakhs)

Particulars	As at March 31, 2024	As at March 31, 2023
Deferred Tax Assets	2,761.08	2,665.01
	<b>2,761.08</b>	<b>2,665.01</b>

## NOTE 7: OTHER NON-CURRENT ASSETS

(₹ in Lakhs)

Particulars	As at March 31, 2024	As at March 31, 2023
<b>(A) Long Term Trade Receivable</b>	-	-
Interest receivable under TUFF	104.83	104.83
Balances with Government Authorities	718.84	718.84
	<b>823.67</b>	<b>823.67</b>

# Notes to the Standalone Financial Statements

## NOTE 8: INVENTORIES

(₹ in Lakhs)

Particulars	As at March 31, 2024	As at March 31, 2023
(As taken, valued & certified by the management)		
Raw Materials	137.81	267.62
Work-in- Progress	0.33	1.95
Finished Goods	307.09	220.19
Consumable Stores (Incl. Maint. Spares)	59.85	69.66
	<b>505.08</b>	<b>559.42</b>

## NOTE 9: CURRENT FINANCIAL ASSETS - INVESTMENTS

(₹ in Lakhs)

Particulars	As at March 31, 2024	As at March 31, 2023
<b>Investment at FVTPL</b>		
Investment in Equity Instruments Quoted		
Equity Investment in P G Electro Plast Limited - Quoted (Refer Note No.34)	8.29	6.66
	<b>8.29</b>	<b>6.66</b>

(₹ in Lakhs)

Details of Securities :-	MV on 31.03.24	MV on 31.03.23
<b>P G Electroplast Limited (Quoted) (Measuring at FVTPL)</b>	8.29	6.66
(500 Shares Face Value ₹ 10/- per Share Fully Paid)	8.29	6.66
( 500 Shares Market Value as on 31st March 2024 ₹ 1657.65 Per Share)		
Aggregate value of Quoted Investments	8.29	6.66
	<b>8.29</b>	<b>6.66</b>

## NOTE 10: TRADE RECEIVABLE

(₹ in Lakhs)

Particulars	As at March 31, 2024	As at March 31, 2023
Unsecured, Considered Good	1,841.79	455.88
Trade Receivable - Credit Impaired	222.87	280.09
	<b>2,064.66</b>	<b>735.97</b>
Less : Allowance for expected credit loss	222.87	280.09
Total Trade Receivables	<b>1,841.79</b>	<b>455.88</b>
Receivable From Related Party (refer Note No. 36)	1,667.61	313.81
Receivable From Others	174.18	142.07
	<b>1,841.79</b>	<b>455.88</b>

# Notes to the Standalone Financial Statements

## Allowance for expected credit loss (ECL)

\* Allowance for expected credit loss is calculated based on the ECL model as described under Ind AS 109

### Movement in allowance for expected credit loss :

(₹ in Lakhs)

Particulars	As at March 31, 2024	As at March 31, 2023
Balance at the beginning of the year	280.09	279.40
Add : Allowances for the year	-	0.69
Less: Reversal of allowances	57.22	-
<b>Balance at the end of the year</b>	<b>222.87</b>	<b>280.09</b>

### NOTE : 10 (A) AGEING OF TRADE RECEIVABLE AS ON 31ST MARCH 2024

(₹ in Lakhs)

Particulars	Less than 6 months	6 Months to 12 Months	1 - 2 year	2 - 3 year	More than 3 years	Total
(i) Undisputed Trade receivables — considered good	1,817.42	23.41	0.96	-	-	1,841.79
(ii) Undisputed Trade Receivables — which have significant increase in credit risk	-	-	-	-	-	-
(iii) Undisputed Trade Receivables — credit impaired	-	-	-	-	222.87	222.87
(iv) Disputed Trade Receivables — considered good	-	-	-	-	-	-
(vi) Disputed Trade Receivables — credit impaired	-	-	-	-	-	-
<b>Total</b>	<b>1,817.42</b>	<b>23.41</b>	<b>0.96</b>	<b>-</b>	<b>222.87</b>	<b>2,064.66</b>

### NOTE : 10 (B) AGEING OF TRADE RECEIVABLE AS ON 31ST MARCH 2023

(₹ in Lakhs)

Particulars	Less than 6 months	6 Months to 12 Months	1 - 2 year	2 - 3 year	More than 3 years	Total
(i) Undisputed Trade receivables — considered good	425.39	1.86	28.63	-	-	455.88
(ii) Undisputed Trade Receivables — which have significant increase in credit risk	-	-	-	-	-	-
(iii) Undisputed Trade Receivables — credit impaired	-	-	-	0.70	279.40	280.09
(iv) Disputed Trade Receivables — considered good	-	-	-	-	-	-
(vi) Disputed Trade Receivables — credit impaired	-	-	-	-	-	-
<b>Total</b>	<b>425.39</b>	<b>1.86</b>	<b>28.63</b>	<b>0.70</b>	<b>279.40</b>	<b>735.97</b>

# Notes to the Standalone Financial Statements

## NOTE 11: CASH & CASH EQUIVALENTS

(₹ in Lakhs)

Particulars	As at	As at
	March 31, 2024	March 31, 2023
A) Cash in hand	0.52	0.43
B) Bank Balances	23.31	119.65
C) Other Bank Balances in FDR Form	28.24	13.95
	<b>52.07</b>	<b>134.03</b>

## NOTE 12: SHORT TERM LOANS & ADVANCES

(₹ in Lakhs)

Particulars	As at	As at
	March 31, 2024	March 31, 2023
(Unsecured considered Good)		
Advances recoverable in cash or kind	20.76	20.43
Advance Paid to Supplier / Service Provider	6.60	29.81
Advance Paid to Supplier towards Capital Goods	0.02	0.46
Staff & Other Advance	0.98	0.33
	<b>28.36</b>	<b>51.03</b>
Advance Paid to Related Parties ( refer Note No 36)	3.84	-
Short Term Loans to Others	24.52	51.03
	<b>28.36</b>	<b>51.03</b>

## NOTE 13: OTHER CURRENT ASSETS

(₹ in Lakhs)

Particulars	As at	As at
	March 31, 2024	March 31, 2023
(Unsecured, Considered Good)		
Dues with Revenue Authorities		
Income Tax Assets	82.64	51.72
GST Receivable	15.22	20.49
Export incentives receivable	13.30	1.85
Interest Receivable on Security Deposit UGVCL	5.33	-
Prepaid Expenses	11.97	14.78
	<b>128.46</b>	<b>88.84</b>

# Notes to the Standalone Financial Statements

## NOTE 14 : EQUITY SHARE CAPITAL

(₹ in Lakhs)

Particulars	As at	As at
	March 31, 2024	March 31, 2023
<b>Authorised Share Capital:</b>		
<b>Equity Share Capital</b>		
1,60,00,000 of ₹ 10/- each ( Previous Year 1,60,00,000 of ₹ 10/- each)	1,600.00	1,600.00
<b>Preference Share Capital</b>		
0.01% Cumulative Redeemable Preference Shares		
5,00,000 of ₹ 100/- each. ( Previous Year 5,00,000 of ₹ 100/- each.)	500.00	500.00
	<b>2,100.00</b>	<b>2,100.00</b>
<b>Issued and Subscribed Capital:</b>		
Equity Share Capital		
1,06,74,837 of ₹ 10/- each (Previous year - 1,02,33,837 of ₹ 10/- each)	1,067.48	1,023.38
	<b>1,067.48</b>	<b>1,023.38</b>

### (a) Reconciliation of number of shares outstanding at the beginning & end of year

Particulars	As at	As at
	31.03.2024	31.03.2023
	No of shares	No of shares
<b>Equity Shares</b>		
Equity Shares outstanding at the beginning of the year	1,06,74,837.00	1,02,33,837.00
Add: New Equity Shares towards Right Issue	-	4,41,000.00
<b>Equity Shares Outstanding at the end of the year</b>	<b>1,06,74,837.00</b>	<b>1,06,74,837.00</b>

### (b) Terms / Rights attached to the equity Shares :

The Company has one class of shares referred to as equity shares having a par value of ₹ 10 each. Each shareholder is entitled to one vote per share held. In the event of liquidation, the equity shareholders are eligible to receive the remaining assets of the Company after distribution of all preferential amounts, in proportion to their shareholding.

### (c) Details of shareholders holding more than 5% shares in the Company are set out below:

(₹ in Lakhs)

Name of shareholders	As at 31.03.2024		As at 31.03.2023	
	No of Shares	% of Holding	No of Shares	% of Holding
Prakashkumar Hiralal Parekh	18,00,000	16.86%	18,00,000	16.86%
Madhu Parekh	3,94,265	3.69%	18,00,000	16.86%
Aman Parekh	18,00,000	16.86%	18,00,000	16.86%
Prakashkumar Hiralal Parekh HUF	16,81,862	15.76%	17,70,000	16.58%
HCP Enterprise Limited	18,00,000	16.86%	18,00,000	16.86%



# Notes to the Standalone Financial Statements

## (d) Shares held by promoters and promoter group at the end of the year:

(₹ in Lakhs)

Particulars	As at 31.03.2024		As at 31.03.2023		% Changes during the year
	No of Shares	% of Holding	No of Shares	% of Holding	
Prakashkumar Hiralal Parekh	18,00,000	16.86%	18,00,000	16.86%	0.00%
Madhu Parekh	3,94,265	3.69%	18,00,000	16.86%	-13.17%
Aman Parekh	18,00,000	16.86%	18,00,000	16.86%	0.00%
Prakashkumar Hiralal Parekh HUF	16,81,862	15.76%	17,70,000	16.58%	-0.83%
Plastene India Limited	5,00,000	4.68%	5,00,000	4.68%	0.00%
Ayush Anil Kanwar	30,000	0.28%	30,000	0.28%	0.00%
HCP Enterprise Limited	18,00,000	16.86%	18,00,000	16.86%	0.00%

## NOTE 15 : OTHER EQUITY

(₹ in Lakhs)

Particulars	As at March 31, 2024	As at March 31, 2023
<b>Capital Reserve</b>		
Capital Reserve as on 01.04.2023	4,289.91	4,289.91
Capital Reserve as on 31.03.2024	<b>4,289.91</b>	<b>4,289.91</b>
<b>Securities Premium Reserve</b>		
Securities Premium Reserve as on 01.04.2023	3,649.20	1,047.30
Add: Addition during the year	-	2,601.90
Securities Premium reserve as on 31.03.2024	<b>3,649.20</b>	<b>3,649.20</b>
<b>Share based payment Reserve</b>		
Share based payment Reserve as on 01.04.2023	-	-
Add: Addittin during the year	49.63	-
Share based Payment reserve as on 31.03.2024	<b>49.63</b>	-
<b>Retained Earnings</b>		
Balance Gain / (Loss) as on 01.04.2023	(4,627.98)	(4,097.73)
Add: Profit / (Loss) for the year	(262.96)	(530.25)
Balance Gain / (Loss) as on 31.03.2024	<b>(4,890.94)</b>	<b>(4,627.98)</b>
<b>Total of Other Equity</b>	<b>3,097.80</b>	<b>3,311.13</b>

## NOTE 16 : LONG TERM BORROWINGS

(₹ in Lakhs)

Particulars	As at March 31, 2024	As at March 31, 2023
<b>Secured Loans</b>		
<b>Term Loans</b>		
From Bank	-	623.00
<b>Unsecured Loans &amp; Advances from Related Parties</b>		
From Body Corporates-Related	2,612.09	1,454.33
<b>(refer Note No 32 &amp; 36)</b>	<b>2,612.09</b>	<b>2,077.33</b>

# Notes to the Standalone Financial Statements

## NOTE 17: LONG TERM PROVISION

(₹ in Lakhs)

Particulars	As at March 31, 2024	As at March 31, 2023
Gratuity Payable	2.23	8.25
Provision for Leave Encashment	2.65	4.22
	<b>4.88</b>	<b>12.47</b>

## NOTE 18: SHORT TERM BORROWINGS

(₹ in Lakhs)

Particulars	As at March 31, 2024	As at March 31, 2023
a) Current maturities of Long term debt	603.51	1,300.00
b) Working Capital		
From Bank of Maharashtra	1,608.80	-
<b>(refer Note No 32)</b>	<b>2,212.31</b>	<b>1,300.00</b>

### 18.1 NATURE OF SECURITIES (LOANS REPAYABLE ON DEMANDS)

- Working Capital Loans granted from Bank of Maharashtra to the tune of ₹ 50 Crore with ROI of 10.55%
- Term Loan of ₹ 19.22 Crore sanctioned by Bank of Maharashtra with outstanding of ₹ 12.73 Crore of Bank of Baroda taken over with ROI 10.55% the said Term Loan to be paid in four Quarterly Equal installments.
- Borrowing Secured against Current Assets in Bank of Maharashtra:

(₹ in Lakhs)

Quarter Ended	Details of Security	Amount as per Books	Amount Reported	Amount of Difference	Reason for Material discrepancies
December - 2023.	Inventory	168.38	156.86	86.51	N.A.
	Receivable	1,385.26	1,310.27		
March - 2024.	Inventory	505.08	468.46	86.91	N.A.
	Receivable	1,841.79	1,791.50		

# Considered upto 5% of amount reported in Quarterly

## NOTE 19: TRADE PAYABLES (CURRENT)

(₹ in Lakhs)

Particulars	As at March 31, 2024	As at March 31, 2023
Total Outstanding dues of Micro enterprise and Small Enterprises	22.91	24.19
Total Outstanding dues of Creditors other than Micro enterprise and Small Enterprises	164.39	364.92
	<b>187.30</b>	<b>389.11</b>
Payable to Related Parties (refer Note No. 36)	0.21	36.53
Payable to Others	187.09	352.58
	<b>187.30</b>	<b>389.11</b>

# Notes to the Standalone Financial Statements

## NOTE 19.1: DISCLOSURE U/S 22 OF MICRO, SMALL AND MEDIUM ENTERPRISES DEVELOPMENT ACT, 2006 ( MSMED ACT)

(₹ in Lakhs)

Particulars	As at	As at
	March 31, 2024	March 31, 2023
A - Principal amount remaining unpaid to any supplier as at the end of accounting year	22.91	24.19
- Interest due thereon	0.05	0.25
B Amount of interest paid by the Company in terms of Section 16 of the MSMED, alongwith the amount of the payment made to the supplier beyond the appointed day during the accounting year	-	-
- Principal		
- Interest		
C Amount of interest due and payable for the reporting period of delay in making payment ( Which have been paid but beyond the appointed day during the year ) but without adding the interest specified under the MSMED	-	-
D Amount of interest accrued and remaining unpaid at the end of the accounting year.	-	-
- Total Interest Accrued	0.05	0.25
- Interest remaining unpaid	0.05	0.25
E Amount of further interest remaining due and payable even in succeeding years, untill such date when the interest dues as above are actually paid to the small enterprise, for the purpose of disallowance as a deductible expenditure under Section 23 of MSMED Act.	-	-

As per intimation available with the Company, there are no other micro, small and medium enterprises as defined in the Micro, Small and Medium Enterprise Development Act, 2006 to whom the Company owes dues on account of principal amount together with interest. This has been relied upon by the auditors.

## 19.2 AGEING SCHEDULE OF TRADE PAYABLE AS ON 31ST MARCH 2024

(₹ in Lakhs)

Particulars	Outstanding for periods from the due date of payment				Total
	Less than 1 year	1 - 2 Years	2 - 3 years	More than 3 years	
(i) MSME	22.91	-	-	-	22.91
(ii) Others	162.41	1.98	-	-	164.39
(iii) Disputed dues – MSME	-	-	-	-	-
(iv) Disputed dues - Others	-	-	-	-	-
<b>Grand Total</b>	<b>185.33</b>	<b>1.98</b>	<b>-</b>	<b>-</b>	<b>187.30</b>

## 19.3 AGEING SCHEDULE OF TRADE PAYABLE AS ON 31ST MARCH 2023

(₹ in Lakhs)

Particulars	Outstanding for periods from the due date of payment				Total
	Less than 1 year	1 - 2 Years	2 - 3 years	More than 3 years	
(i) MSME	24.19	-	-	-	24.19
(ii) Others	361.63	2.52	0.77	-	364.92
(iii) Disputed dues – MSME	-	-	-	-	-
(iv) Disputed dues - Others	-	-	-	-	-
<b>Grand Total</b>	<b>385.82</b>	<b>2.52</b>	<b>0.77</b>	<b>-</b>	<b>389.11</b>

# Notes to the Standalone Financial Statements

## NOTE 20: OTHER CURRENT LIABILITIES

(₹ in Lakhs)

Particulars	As at	As at
	March 31, 2024	March 31, 2023
Advance received from Customers	0.06	3.37
Interest accrued but not due	-	31.95
Provision for Expenses	65.77	56.19
Statutory Liabilities	20.44	15.13
Advances to Staff	-	0.67
	<b>86.27</b>	<b>107.31</b>

## NOTE 21: SHORT TERM PROVISION

(₹ in Lakhs)

Particulars	As at	As at
	March 31, 2024	March 31, 2023
Provision for Leave Encashment-Current Liab	4.53	0.70
Gratuity Current Liabilities	0.03	0.02
	<b>4.56</b>	<b>0.72</b>

## NOTE 22: REVENUE FROM OPERATIONS

(₹ in Lakhs)

Particulars	Year ended	Year ended
	March 31, 2024	March 31, 2023
<b>Sales of products</b>		
Domestic Sales	3,509.12	3,995.47
<b>Sale of Services</b>		
Income from Job work charges	970.95	789.06
<b>Other Operating Income</b>		
Sales of Scrap & Wastage	17.62	39.87
Doubtful Debts Recovered	57.22	-
Advance Authorisation License and MEIS Income	-	15.12
	<b>4,554.91</b>	<b>4,839.53</b>

## NOTE 23: OTHER INCOME

(₹ in Lakhs)

Particulars	Year ended	Year ended
	March 31, 2024	March 31, 2023
<b>Interest Income</b>		
Interest Income	85.68	4.56
<b>Others</b>		
Profit/(Loss) on Sales of Investments	-	0.73
Mark to Market Gain/(Loss)	1.63	6.25
Profit On Foreign Exchange	12.78	4.51
Rent Income	20.95	7.20
Liabilities no longer required written back	5.49	-
Profit on Sales of Assets	-	0.22
	<b>126.51</b>	<b>23.47</b>

# Notes to the Standalone Financial Statements

## NOTE 24: COST OF MATERIAL CONSUMED

(₹ in Lakhs)

Particulars	Year ended March 31, 2024	Year ended March 31, 2023
Inventory of raw and packing material at the beginning of the financial year	267.62	41.03
Add : Purchase of Raw Material	2,556.63	3,730.90
Add : Purchase of Packing Material	47.66	47.56
Add : Purchase Expenses	38.13	100.17
Less : Inventory of raw and packing material at the end of the year	(137.82)	(267.62)
<b>Raw Material Consumed</b>	<b>2,772.22</b>	<b>3,652.06</b>

## NOTE 25: CHANGES IN INVENTORIES OF FINISHED GOODS, WORK-IN-PROGRESS

(₹ in Lakhs)

Particulars	Year ended March 31, 2024	Year ended March 31, 2023
Closing stock - Finished Goods	(307.09)	(220.19)
Opening Stock-Finished Goods	220.19	29.88
Closing stock - Work In Progress	(0.33)	(1.95)
Opening Stock-Work In Progress	1.95	119.60
	<b>(85.27)</b>	<b>(72.66)</b>

## NOTE 26: EMPLOYEE BENEFITS EXPENSE

(₹ in Lakhs)

Particulars	Year ended March 31, 2024	Year ended March 31, 2023
Wages and Salary	440.15	387.51
P F Contribution	11.98	10.63
Gratuity	7.40	7.93
Leave Encashment	4.43	1.76
Bonus	11.10	12.57
Employee Compensation expenses A/c	38.10	-
Staff Welfare Expense	6.73	5.41
	<b>519.88</b>	<b>425.80</b>

## NOTE 27: FINANCE COST

(₹ in Lakhs)

Particulars	Year ended March 31, 2024	Year ended March 31, 2023
<b>Interest paid</b>		
On Term Loans	142.42	242.00
For Working Capital	37.78	-
Interest to MSME Suppliers	0.05	0.25
<b>Others Borrowing Cost</b>	<b>176.79</b>	<b>91.41</b>
	<b>357.04</b>	<b>333.66</b>

# Notes to the Standalone Financial Statements

## NOTE 28: OTHER EXPENSES

(₹ in Lakhs)

Particulars	Year ended March 31, 2024	Year ended March 31, 2023
<b>MANUFACTURING EXPENSES</b>		
<b>Consumption of Stores and Spares</b>		
Inventory of Stores, Spares & Consumables at the beginning of the financial year	69.66	84.16
Add: Purchase of Stores, Spares & Consumables	92.29	79.55
Inventory of Stores, Spares & Consumables at the end of the financial year	(59.85)	(69.66)
<b>Consumption of Stores and Spares</b>	<b>102.10</b>	<b>94.05</b>
Labour and Job work charges	371.63	248.44
Power, Fuel & Water Charges	477.19	347.88
<b>Repair &amp; Maintanace</b>		
- Plant & machinery	25.66	17.81
- Building	0.94	7.16
- Others	0.78	3.11
Factory Expenses	37.04	5.55
House Keeping Expense	0.17	0.35
Water Charges	0.59	0.90
<b>ADMINISTRATIVE AND SELLING EXPENSES</b>		
Rent for Godown,Factory,Colony	11.81	13.29
Rates & Taxes	0.63	2.61
Audit Fees	3.00	3.00
Computer Expense & Website Maintanance Charges	0.13	0.08
Interest on TDS	0.04	0.00
Bank charges and Commission	0.91	0.52
Security Expense	17.28	23.52
Postage & courier expenses	2.45	0.88
Travelling & Conveyance	15.40	17.94
Directors Sitting Fees	0.68	0.20
Corporate Social Responsibility	-	12.12
Legal & Professional Charges	60.15	48.89
Insurance Expenses	18.70	18.50
Brokrage & Commission	3.89	4.01
GST Expense	0.01	-
Balance Written Off	-	0.83
Freight Outward Expense	36.10	39.71
Miscellaneous expenses	0.35	2.27
Advertisement & Sales Promotion Expense	23.29	3.55
Office Expense	0.08	1.51
Printing & Stationery Expense	2.77	4.06
(Profit)/Loss on Sales of Assets	4.09	-
Donation & Charity	0.21	-
Bad Debts	-	0.70
Membership Fees	2.50	-
	<b>1,220.56</b>	<b>923.44</b>

# Notes to the Standalone Financial Statements

## NOTE 29: EXCEPTIONAL ITEM

Particulars	(₹ in Lakhs)	
	Year ended March 31, 2024	Year ended March 31, 2023
Discount on NCD	-	(19.50)
	-	<b>(19.50)</b>

## NOTE 30 PAYMENT TO AUDITORS :

Particulars	(₹ in Lakhs)	
	2023-24	2022-23
As Auditors	2.00	2.00
For Taxation matters	<b>1.00</b>	1.00

## 31 EMPLOYEES BENEFIT :-

### (i) Post Employment Defined Contribution Plan

The Company contributes to the Provident Fund (PF) maintained by the Regional Provident Fund Commissioner. Under the PF scheme contributions are made by both the Company and its eligible employees to the Fund , based on the current salaries . An amount of ₹ 11.98 Lakhs (31<sup>st</sup> March 2023 : Rs.10.63 Lakhs ) has been charged to the Statement of Profit and Loss towards Company's contribution to the aforesaid PF scheme.

Apart from making monthly contribution to the scheme, the Company has no other obligation.

### (ii) Post Employment Defined Benefit Plan-Gratuity (Funded)

The Company provides for Gratuity, a defined benefit retirement plan covering eligible employees.

#### A. Defined Contribution Plans

Contributions to defined contribution plans, recognised as expense for the year is as under :

Particulars	(₹ in Lakhs)	
	2023-24	2022-23
Employer's contribution to provident fund and pension fund	11.98	10.63

#### B. Defined Benefit Plans

Contributions to defined benefit plan is as under :

	(₹ in Lakhs)	
	2023-24	2022-23
<b>Change in Present Value of defined benefit obligation</b>		
Opening defined benefit obligation	8.28	5.09
Current Service cost	6.78	7.55
Past Service cost	-	-
Interest cost	0.62	0.37
Actuarial losses (gains) due to change in demographic assumption	(8.59)	-
Actuarial losses (gains) due to change in financial assumption	0.02	(0.22)
Actuarial losses (gains) due to experience adjustments	(4.84)	(4.51)
Benefit paid	-	-
<b>Present Value of Benefit Obligation at the End of the Period</b>	<b>2.26</b>	<b>8.28</b>

# Notes to the Standalone Financial Statements

(₹ in Lakhs)

	2023-24	2022-23
<b>Change in Fair Value of plan assets</b>		
Opening fair value of plan assets	-	-
Expected return on plan assets	-	-
Contributions by employer	-	-
Actuarial losses / (gains)	-	-
Benefits paid	-	-
<b>Fair Value of Plan Assets at the End of the Period</b>	<b>-</b>	<b>-</b>
	2023-24	2022-23
<b>Amount Recognised in the Balance Sheet</b>		
(Present Value of Benefits Obligations at the end of the period)	(2.26)	(8.28)
Fair value of plan assets	-	-
Funded Status ( Surplus/(Deficit) )	(2.26)	(8.28)
<b>Net (Liability)/Asset Recognized in the Balance Sheet</b>	<b>(2.26)</b>	<b>(8.28)</b>
	2023-24	2022-23
<b>Net Interest Cost for Current Period</b>		
(Present Value of Benefits Obligations at the beginning of the period)	8.28	5.09
(Fair value of plan assets at the beginning of the period)	-	-
Net Liabilities / (Assets ) at the beginning of the period	8.28	5.09
Interest Cost	0.62	0.37
( Interest Income )	-	-
<b>Net Interest Cost for the current Period</b>	<b>0.62</b>	<b>0.37</b>

## NOTE : 31.1 ADDITIONAL DISCLOSURES RELATING TO EMPLOYEE BENEFIT OBLIGATIONS/ EXPENSES

(₹ in Lakhs)

	2023-24	2022-23
<b>Expenses Recognized in the Statement of Profit or Loss for Current Period</b>		
Current service cost	6.78	7.55
Net Interest on obligation	0.62	0.37
Expected return on plan assets	-	-
Past service cost and loss/ (gain) on curtailments and settlement	-	-
<b>Expense recognised in the Statement of Profit &amp; Loss</b>	<b>7.40</b>	<b>7.93</b>
	2023-24	2022-23
<b>Expenses Recognized in the Other Comprehensive Income (OCI) for Current Period</b>		
Components of actuarial (Gains)/Losses on Obligation	(13.41)	(4.74)
- Due to change in financial assumptions	-	-
- Due to change in demographic assumptions	-	-
- Due to experience adjustments	-	-
Return on Plan Assets, excluding interest income	-	-
Change in asset ceiling	-	-
<b>Net (Income)/Expense For the Period Recognized in OCI</b>	<b>(13.41)</b>	<b>(4.74)</b>



# Notes to the Standalone Financial Statements

(₹ in Lakhs)

	2023-24	2022-23
<b>Balance Sheet Reconciliation</b>		
<b>Opening Net Liability</b>	8.28	5.09
Expense recognized in Statement of Profit & Loss	7.40	7.93
Expense recognized in OCI	(13.41)	(4.74)
Net Liability /(Asset) transfer in	-	-
Net (Liability) / Asset transfer Out	-	-
(Benefit paid directly by the employer)	-	-
(Employer's Contribution)	-	-
<b>Net Liability /(Asset) recognized in the Balance Sheet</b>	<b>2.26</b>	<b>8.28</b>
	<b>2023-24</b>	<b>2022-23</b>
<b>Principal actuarial assumptions at the balance sheet date (expressed as weighted averages)</b>		
Discount rate	7.11%	7.49%
Expected rate of return on plan assets	-	0.00%
Annual increase in salary costs	6.00%	6.00%
Rate of Employee Turnover	56.00%	3.00%
Mortality table	Indian Assured Lives Mortality (2012-14) (Urban)	Indian Assured Lives Mortality (2012-14) (Urban)
	<b>2023-24</b>	<b>2022-23</b>
<b>The expected maturity analysis of undiscounted gratuity benefit is as follows:</b>		
Projected benefits Payable in Future Years from the date of Reporting:	2023-24	2022-23
1 <sup>st</sup> Following Year	0.03	0.02
2 <sup>nd</sup> Following Year	0.21	0.03
3 <sup>rd</sup> Following Year	1.12	0.04
4 <sup>th</sup> Following Year	0.69	0.42
5 <sup>th</sup> Following Year	0.38	0.40
Sum of Year 6 to year 10	0.31	2.98
Sum of Year 11 and above	0.01	28.78

## Sensitivity Analysis

The following table present a sensitivity analysis to one of the relevant actuarial assumption, holding other assumptions constant, showing how the defined benefit obligation would have been affected by changes in the relevant actuarial assumptions that were reasonably possible at the reporting date.

(₹ in Lakhs)

Particulars	2023-24	2022-23
<b>Project Benefit Obligation on Current Assumption</b>	2.26	8.28
Delta Effect of +1% Change in Rate of Discounting	(0.06)	(1.10)
Delta Effect of -1% Change in Rate of Discounting	0.06	1.35
Delta Effect of +1% Change in Rate of Salary Increase	0.06	1.36
Delta Effect of -1% Change in Rate of Salary Increase	(0.06)	(1.12)
Delta Effect of +1% Change in Rate of Employee Turnover	(0.10)	(0.11)
Delta Effect of -1% Change in Rate of Employee Turnover	0.10	0.08

\* Current and non current classification is done based on actuarial valuation certificate.

# Notes to the Standalone Financial Statements

## 32 DETAILS ON SECURED & UNSECURED TERM LOANS & CREDIT FACILITIES:

As on 31 <sup>st</sup> March 2024					
Sr No	Account Name		Non-Current	Current	Rate of Interest
<b>1.</b>	<b>Secured Term Loans from Bank :---</b>				
	Bank of Maharashtra	( ₹ in Lakh )	0.00	603.51	10.55%
	Term Loan Limit	₹ 1,922			
	Outstanding as at 31st March 2024	₹ 603.51			
	<b>Repayment Schedule :</b>				
	<b>Year</b>	<b>Period during the year</b>	<b>( ₹ in Lakh )</b>		
	2024-2025	16th March 2024 to 15th June 2024	₹ 320.33		
		16th June 2024 to 15th September 2024	₹ 283.18		
<b>2.</b>	<b>Credit facilities from Bank of Maharashtra are further Secured by:</b>				
	Bank of Maharashtra	( ₹ in Lakh )			
	Cash Credit Limit Sanctioned by Bank	₹ 5,000			
	Outstanding / Utilisation as at 31st March 2024	₹ 1,608.80	0.00	1608.80	10.55%
	<b>Primary Security :</b> Exclusive Charge on entire Current assets include Stock, Book Debt, Investments and Other Receivables both Present & Future.				
	<b>Above Facilities further secured by following Collateral Security:--</b>				
	* Factory Land & Building Situated at Survey No 485, Sanjte - Vadsar Road, At PO: Santej. Taluka: Kalol, Dist. Gandhinagar.				
	* Plant & Machinery Installed at Survey No 485, Sanjte - Vadsar Road At PO: Santej. Taluka: Kalol, Dist. Gandhinagar.				
	<b>Unsecured Loans :---</b>				
<b>3.</b>	<b>HCP Enterprise Limited</b>		2612.09	0.00	9%

\* Corporate Guarantee worth ₹ 6922 Lakhs has been given by Subsidiary Company i.e K.P.Woven Private Limited to Bank Of Maharashtra.

\* Personal Guarantee is given by Mr Prakash Pareh and Mrs. Madhu Parekh

# Notes to the Standalone Financial Statements

## 33 DISCLOSURE OF FINANCIAL INSTRUMENTS :-

### (a) Financial instruments by category

The following table presents the carrying amounts of each category of financial assets and liabilities as at March 31, 2024

(₹ in Lakhs)			
Particulars	Investments- At FVTPL	Amortised cost	Total carrying value
<b>Financial assets</b>			
<b>(a) Investments - Current</b>			
Equity instrument at fair value	8.29	-	8.29
(b) Trade receivables		1,841.79	1,841.79
(c) Cash and cash equivalents		52.07	52.07
(d) Other bank balances	-	-	-
(e) Loans - current		28.36	28.36
(f) Other financial assets - non-current		991.52	991.52
(g) Other financial assets - current		-	-
<b>Total</b>	<b>8.29</b>	<b>2,913.74</b>	<b>2,922.03</b>
<b>Financial liabilities</b>			
(a) Trade payables		187.30	187.30
(b) Other financial liabilities - non-current		2,612.09	2,612.09
(c) Other financial liabilities -current		2,212.31	2,212.31
<b>Total</b>	<b>-</b>	<b>5,011.70</b>	<b>5,011.70</b>

### (b) Fair value hierarchy

All assets and liabilities for which fair value is measured or disclosed in the Standalone Financial Statements are categorised within the fair value hierarchy, described as follows:

Level 1 - Quoted (unadjusted) market prices in active markets for identical assets or liabilities

Level 2 - Valuation techniques for which the lowest level input that is significant to the fair value measurement is directly or indirectly observable.

Level 3 - Valuation techniques for which the lowest level input that is significant to the fair value measurement is unobservable.

(₹ in Lakhs)				
As at March 31, 2024				
Particulars	Fair value measurement using			
	Total	Quoted prices in active markets (Level 1)	Significant observable inputs (Level 2)	Significant unobservable inputs (Level 3)
<b>Assets measured at fair value:</b>				
<b>FVTPL financial investments</b>				
Quoted equity instruments	8.29	8.29	-	-

### (c) Valuation technique to determine fair value

The following methods and assumptions were used to estimate the fair values of financial instruments:

- The management assessed that fair value of cash and cash equivalents, trade receivables, trade payables, bank overdrafts and other current financial assets and liabilities approximate their carrying amounts largely due to the short - term maturities of these instruments.

## Notes to the Standalone Financial Statements

- (ii) The fair values of the equity investment which are quoted, are derived from quoted market prices in active markets. The Investments measured at fair value (FVTOCI) and falling under fair value hierarchy Level 3 are valued on the basis of valuation reports provided by external valuers with the exception of certain investments, where cost has been considered as an appropriate estimate of fair value because of a wide range of possible fair value measurements and cost represents the best estimate of fair values within that range.

The Company considers Comparable Companies Method (CCM) method and the illiquidity discount based on its assessment of the judgement that market participants would apply for measurement of fair value of unquoted investments. In the CCM method, the Company would find comparable listed entities in the market and use the same PE multiple (ranging from 9 .80 to 20.60) for determining the fair value of the investment.

- (iii) The fair values of investments in mutual fund units is based on the net asset value ('NAV') as stated by the issuers of these mutual fund units in the published statements as at Balance Sheet date. NAV represents the price at which the issuer will issue further units of mutual fund and the price at which issuers will redeem such units from the investors.
- (iv) The Company enters into derivative financial instruments with various counterparties, principally banks. The fair value of derivative financial instruments is based on observable market inputs including currency spot and forward rate, yield curves, currency volatility, credit quality of counterparties , interest rate and forward rate curves of the underlying instruments etc. and use of appropriate valuation models.
- (v) The fair value of non-current borrowings carrying floating-rate of interest is not impacted due to interest rate changes, and will not be significantly different from their carrying amounts as there is no significant change in the under-lying credit risk of the Company (since the date of inception of the loans).

### (d) Financial risk management objectives

The Company is exposed to market risk (including currency risk, interest rate risk and other price risk), credit risk and liquidity risk. The Company's risk management strategies focus on the un-predictability of these elements and seek to minimise the potential adverse effects on its financial performance. The Company's senior management which is supported by a Treasury Risk Management Group ('TRMG') manages these risks. TRMG advises on financial risks and the appropriate financial risk governance framework for the Company and provides assurance to the Company's senior management that the Company's financial risk activities are governed by appropriate policies and procedures and that financial risks are identified, measured and managed in accordance with the Company's policies and risk objectives . All hedging activities are carried out by specialist teams that have the appropriate skills, experience and supervision. The Company's policy is not to trade in derivatives for speculative purposes.

### 34 DETAILS OF INVESTMENTS IN SECURITIES AS ON DATE OF BALANCE SHEET :

Sr. No.	Details of Securities	Subsidiary / Others	No. of Shares / Units	Quoted / Unquoted	Market Value as on March 31, 2024(FVTPL) in lakhs
1	PG Electroplast Ltd. (Face Value of 10 per share fully paid up)	Others	500	Quoted	8.29
	Equity Shares 500 (Cost ₹ 0.86 Lakhs)		500		
<b>Total</b>					<b>8.29</b>
				<b>Figures at current reporting period (₹ in lakhs)</b>	<b>Figure at previous reporting period (₹ in lakhs)</b>
Investments classified as FVTPL				8.29	6.66
<b>Total Net gains/(losses) on fair value changes</b>				<b>1.63</b>	<b>6.98</b>

# Notes to the Standalone Financial Statements

## 35 CONTINGENT LIABILITIES AND COMMITMENTS :

(₹ in Lakhs)

Sr	Particulars	As at March 31, 2024	As at March 31, 2023
<b>I Contingent Liabilities</b>			
<b>(a) Claim against the Holding Company not acknowledged as debt #</b>			
(i)	As per Approved resolution Plan , Liability of the company which is contingent in nature is being pertaining to period before CIRP.	2.50	2.50
(ii)	Penalties towards wrong availment of IGST Duty for goods imported claiming benefit of notification no 021/2015 Custom dated 01-04-2015 ( Custom Hajira )	7.23	Nil
(iii)	Wrong Claim of Lower IGST rate @ 12% on Import of Goods. Covered under CTH 8479 wide Serial No 201 of Schedule II of IGST levy notification no. 01/2017 of IGST Tax Rate dated 28-06-2017. ( Custom - Mundra ) Appeal Filed at CESTAT.	125.36	Nil
(iv)	Sagar Powertex Private Limited have filed a suit against the Company as well as old management u/s 138 of Negotiable Instrument Act.		
<b>(b) Guarantees :</b>			
(i)	Corporate Guarantee given to Bank of Baroda in respect of Loans for its Subsidiary Company named M/s.K.P. Woven Private Limited.	5,500.00	5,500.00
<b>II Commitments</b>			
	Estimated amounts of contracts remaining to be executed on Capital Account (Net of Capital Advance)	Nil	Nil

## 36 RELATED PARTIES DISCLOSURES :-

### 1 Name of the related parties and their relationships (as defined under IndAS-24 Related Party Disclosures)

Sr.	Description of Relationship	Name of Related Parties
<b>A</b>	<b>Subsidiaries</b>	: K.P.Woven Private Limited
<b>B</b>	<b>Joint Venture</b>	: HCP Plastene Bulkpack PLT ( LLP in Malaysia)
<b>C</b>	<b>Enterprises over which Key Managerial Personal are able to exercise significant influence / Jointly Controlled Entities</b>	: HCP Enterprise Limited : Plastene India Limited : Plastene Infrastructure Ltd : Cornucopia Tradelink Private Limited : Elite Inks Pvt Ltd : Jain Bulkpack : Plastene Polyfilms Ltd : Oswal Extrusion Ltd.
<b>D</b>	<b>Key Management Personnel</b>	: Mr Anil Shyamsunder Goyal Chairman : Mr Prakash Hiralal Parekh Managing Director : Mr Dhrumil Pranavkumar Shah Chief Financial Officer (w.e.f. 14.03.2024) : Ms. Khushboo Umang Goyal Company Secratery (w.e.f. 07.11.2023) : Mr Ranjeet Mal Kastia Independent Director (w.e.f. 31.08.2023) : Mrs. Meenu Maheswari Independent Woman Director : Mr Ashutosh Maheshwari Independent Director : Mr Sandeep Motilal Shah Independent Director : Mr Bhavesh Kumar Vaktawarmal Jain Executive Director (upto 16.12.2023) : Mr Bhavesh Kumar Vaktawarmal Jain Chief Financial Officer (upto 16.12.2023) : Mr Dipesh Anilkumar Panchal Company Secratery ( upto 12.08.2023) : Mr Judhisthir Surendra Behara Independent Director (upto 04.08.2023)
<b>E</b>	<b>Relatives of Key Managerial Personnel</b>	: Mrs. Madhu Prakash Parekh  : Mr Aman Prakash Parekh : Prakash Hiralal Parekh HUF

# Notes to the Standalone Financial Statements

## 2 Terms and conditions of transactions with related parties

A Transaction entered into with related party are made on terms equivalent to those that prevail in arm's length transactions.

B Transactions with key management personnel

Compensation of key management personnel of the Company.

(₹ in Lakhs)

Particulars	Year ended 31 <sup>st</sup> March, 2024	Year ended 31 <sup>st</sup> March, 2023
Short Term Benefits	21.51	30.82
Sitting Fees	0.68	0.20

## 3 Disclosure of Transactions between the Company and Related Parties during the year and Outstanding Balances :-

Transactions	Entities over which Key management personnel and their relatives have significant influence				Key Management Personnel
	Subsidiary Company	Joint Venture	Promotor Group	Associate	
<b>(a) Transactions entered during the year</b>					
Sale of Services (Job Work)	56.65		978.76	38.97	
	(15.93)		(902.84)	-	
Sale of Mfg Goods / Stores & Spares	809.48		1,842.76	708.09	
	(765.85)		(2,781.72)	(469.02)	
Sale of Fixed Assets	13.86		33.81	3.33	
			(0.62)	(3.70)	
Purchase of Services (Job Work)	-		112.89	-	
			(0.65)	-	
Purchase of Goods / Stores & Spares	263.41		1,202.97	185.89	
	(255.12)		(2,350.91)	(244.91)	
Purchase of Fixed Assets	-		5.98	-	
	(45.74)		(102.70)	(1.38)	
Loan Taken			1,737.90	-	
			(669.67)	-	
Loan Repaid			721.80	-	
			(133.67)	-	
Interest Paid (Net of TDS)			141.66	-	
			-	-	
Rent Received			24.30	-	
			(8.50)	-	
Rent Paid	2.36		4.74	-	0.60
	(2.36)		(4.16)	-	
Capital Contribution with Joint Venture at Malaysia		5.51	-	-	
			-	-	
Advance Paid to Service Provider		3.84	-	-	
			-	-	
Director's Sitting Fees					0.68
					(0.20)

# Notes to the Standalone Financial Statements

Transactions	Entities over which Key management personnel and their relatives have significant influence				Key Management Personnel
	Subsidiary Company	Joint Venture	Promotor Group	Associate	
Remuneration					20.91 (30.82)
Corporate Gaurantee given:	5,500.00 (5,500.00)		-	-	
Corporate Gaurantee taken:	6,922.00 (3,992.50)		-	-	
<b>(b) Balances at end of the year</b>					-
Unsecured Loan Payable			2,612.09 (1,454.33)	-	
Advance received towards Sale of goods			-	-	
Advance Paid towards supply of goods / Services		3.84	-	-	
Other receivable	387.17		898.82 (155.70)	381.62 (158.11)	
Other payable	-		0.21 (0.46)	-	1.63 (2.17)

\* Previous year's figures shown as ( )

#### 4 Disclosure as per Sec 186(4) of The Companies Act.,2013

Corporate Guarantees given by the Company in respect of loans as at 31st March, 2024 are as under:

Name of the Party	Relationship	(₹ in Lakhs)	
		Year ended 31 <sup>st</sup> March, 2024	Year ended 31 <sup>st</sup> March, 2023
K P Woven Pvt Ltd	Subsidiary	5500	5500

#### 37 SEGMENT REPORTING:

Sr No	Particulars	2023-24			2022-23		
		Woven Sack	Woven Label	Total	Woven Sack	Woven Label	Total
<b>1</b>	<b>Segment Revenue</b>						
	External Sales & Other Operating Income	4,309.59	245.32	4,554.91	4,697.29	142.24	4,839.53
	<b>Total</b>	<b>4,309.59</b>	<b>245.32</b>	<b>4,554.91</b>	<b>4,697.29</b>	<b>142.24</b>	<b>4,839.53</b>
<b>2</b>	<b>Segment Results before interest &amp; Taxation</b>	<b>(37.69)</b>	<b>22.27</b>	<b>(15.41)</b>	<b>(407.91)</b>	<b>8.37</b>	<b>(399.53)</b>
	Less : Unallocation Expenditure to be come.						
	Interest	-	-	357.04	-	-	333.66
	Less: Extra Ordinary Items/ Exceptional Items	-	-	-	-	-	(19.50)
	Net Profit / (Loss) before Tax	<b>(37.69)</b>	<b>22.27</b>	<b>(372.45)</b>	<b>(407.91)</b>	<b>8.37</b>	<b>(713.69)</b>

# Notes to the Standalone Financial Statements

Sr No	Particulars	2023-24			2022-23		
		Woven Sack	Woven Label	Total	Woven Sack	Woven Label	Total
<b>3</b>	<b>Other Information:</b>						
	Segment Assets	5,046.14	299.34	5,345.48	4,263.59	256.49	4,520.08
	Unallocated Assets			3,927.20			3,745.48
	<b>Total Assets</b>	<b>5,046.14</b>	<b>299.34</b>	<b>9,272.68</b>	<b>4,263.59</b>	<b>256.49</b>	<b>8,265.55</b>
	Segment Liabilities	169.31	9.27	178.58	296.93	309.17	606.10
	Unallocated Liabilities			4,928.84			3,280.84
	<b>Total Liabilities</b>	<b>169.31</b>	<b>9.27</b>	<b>5,107.42</b>	<b>296.93</b>	<b>309.17</b>	<b>3,886.94</b>

## Notes:

- a The Company has identified business segments as primary segment. The reportable business segments are Woven Sacks and Woven Label.
- b Secondary Segment Information - Geographical Segments

## 38 EARNING PER SHARE :-

Basic Earnings per Share is calculated by dividing the net profit/ loss for the year attributable to ordinary equity holders by the weighted average number of equity shares outstanding during the year.

Diluted Earnings Per Share is calculated by dividing the profit attributable to equity holders (or owners) of the Company by the weighted average number of equity shares outstanding during the year plus the weighted average number of equity shares that would be issued on conversion of all the dilutive potential equity shares into equity shares.

		(₹ in Lakhs)	
Particulars	2023-2024	2022-2023	
(A) Profit / (Loss) for the year After tax, prior period adjustments and exceptional item as per Profit and Loss Account ₹ in lakhs	(276.38)	(535.00)	
<b>Calculation of weighted average number of shares</b>			
Number of equity shares at the beginning of the year	1,06,74,837	1,02,33,837	
Number of equity shares at the end of the year	1,06,74,837	1,06,74,837	
(B) Weighted average number of equity shares outstanding during the year	1,06,74,837	1,02,31,959	
<b>(A/B) Basic earnings per share (INR) – after Exceptional item</b>	<b>(2.59)</b>	<b>(5.23)</b>	

\* The Company has issued Employee Stock Options (ESOP) to the employees of the Company and its Subsidiary. ESOP entitles its holder to equity shares to be considered Potential Equity Shares. As the Company has reported losses during the quarter and for the year ended 31<sup>st</sup> March, 2024, the effect of potential equity shares is ignored in calculating diluted earning per share being anti-dilutive effect on EPS.

## 39 RISK MEASUREMENT, OBJECTIVES AND POLICIES

### 39.1 FINANCIAL RISK MANAGEMENT

The Company's principal financial liabilities comprise loans and borrowings in domestic & foreign currency, trade payables and other payables. The main purpose of these financial liabilities is to finance the Company's operations. The Company's principal financial assets include loans, trade and other receivables, and cash and short-term deposits that derive directly from its operations.

The Company has exposure to the following risks from its use of financial instruments:

- Credit risk
- Liquidity risk
- Market risk

This note presents information about the Company's exposure to each of the above risks and how the Company is managing such risk.



# Notes to the Standalone Financial Statements

The company's Board of Directors has overall responsibility for the establishment and oversight of the company's risk management framework. The company's risk management policies are established to identify and analyse the risks faced by the company, to set appropriate risk limits and controls and to monitor risks. Risk management policies and systems are reviewed regularly to reflect changes in market conditions and the company's activities.

## 39.2 CREDIT RISK MANAGEMENT

Credit risk is the risk of financial loss to the Company if a customer or counterparty to a financial instrument fails to meet its contractual obligations, and arises principally from the Company's receivables from customers and others. In addition, credit risk arises from financial guarantees.

The Company implements a credit risk management policy under which the Company only transacts business with counterparties that have a certain level of credit worthiness based on internal assessment of the parties, financial condition, historical experience, and other factors.

The Company's exposure to credit risk is influenced mainly by the individual characteristics of each customer. The Company has established a credit policy under which each new customer is analyzed individually for creditworthiness.

The Company establishes an allowance for impairment that represents its estimate of incurred losses in respect of trade and other receivables. The main components of this allowance are a specific loss component that relates to individually significant exposures, and a collective loss component that are expected to occur. The collective loss allowance is determined based on historical data of payment statistics for similar financial assets. Debt securities are analyzed individually, and an expected loss shall be directly deducted from debt securities.

Credit risk also arises from transactions with financial institutions, and such transactions include transactions of cash and cash equivalents and various deposits. The Company manages its exposure to this credit risk by only entering into transactions with banks that have high ratings.

The Company's treasury department authorizes, manages, and oversees new transactions with parties with whom the Company has no previous relationship.

The Company periodically assesses the financial reliability of customers, taking into account the financial condition, current economic trends and ageing of accounts receivable. Individual risk limits are set accordingly.

### (a) The ageing analysis trade receivables from the date the invoice falls due is given below :

Particulars	(₹ in Lakhs)	
	As at March 31, 2024	As at March 31, 2023
Up to 3 months	1,740.69	380.65
3 to 6 months	76.73	44.80
6 to 12 months	13.42	1.79
Beyond 12 months	10.95	29.33
Gross Carrying Amount	1,841.79	456.57
Expected Credit Losses	-	0.70
Net Carrying Amount	1,841.79	455.88

### (b) Details of single customer accounted for more than 10% of the accounts receivable as at 31st March 2024 and 31st March 2023

Name of Customer	(₹ in Lakhs)	
	As at March 31, 2024	As at March 31, 2023
Plastene India Limited	898.82	155.70
K P Woven Private Limited	387.18	-
Oswal Extrusion Limited	119.42	82.19
Plastene Polyfilm Limited	262.19	75.92

# Notes to the Standalone Financial Statements

## (c) Details of single customer accounted for more than 10% of revenue for the year ended at 31st March 2024 and 31st March 2023:

(₹ in Lakhs)		
Name of Customer	2023-2024	2022-2023
Plastene India Limited	2,445.51	3,266.25
K P Woven Private Limited	779.58	677.16

### 39.3 LIQUIDITY RISK

Liquidity risk is the risk that the Company may encounter difficulty in meeting the obligations associated with its financial liabilities that are settled by delivering cash or another financial asset. The Company's approach to managing liquidity is to ensure, as far as possible, that it will always have sufficient liquidity to meet its liabilities when due, under both normal and stressed conditions, without incurring unacceptable losses or risking damage to the Company's reputation.

The company's treasury department is responsible for liquidity, funding as well as settlement management. In addition, processes and policies related to such risks are overseen by senior management. Management monitors the company's net liquidity position through rolling forecast on the basis of expected cash flows.

#### Maturity profile of financial liabilities

The table below provides details regarding the remaining contractual maturities of financial liabilities at the reporting date based on contractual discounted payments.

(₹ in Lakhs)						
Particulars	As at March 31, 2024			As at March 31, 2023		
	Less than 1 yr.	1 to 5 yrs.	Total	Less than 1 yr.	1 to 5 yrs.	Total
Borrowings including interest obligations	2,212.31	2,612.09	4,824.40	1,331.95	2,077.33	3,409.28
Trade payables	185.33	1.98	187.30	386.18	2.93	389.11
<b>Total</b>	<b>2,397.64</b>	<b>2,614.07</b>	<b>5,011.70</b>	<b>1,718.13</b>	<b>2,080.26</b>	<b>3,798.39</b>

### 39.4 MARKET RISK

Market risk is the risk of loss of future earnings, fair values or future cash flows that may result from a change in the price of a financial instrument. The value of a financial instrument may change as a result of changes in the interest rates, foreign currency exchange rates, equity prices and other market changes that affect market risk sensitive instruments. Market risk is attributable to all market risk sensitive financial instruments including investments and deposits, foreign currency receivables, payables and loan borrowings. The goal of market risk management is optimization of profit and controlling the exposure to market risk within acceptable limits.

#### a) Foreign currency rate risk

Foreign currency risk is the risk that the fair value or future cash flows of an exposure will fluctuate because of changes in foreign exchange rates.

The Group transacts business in foreign currencies (primarily USD, EUR and GBP). Consequently, the Group has foreign currency trade payables and receivables and is therefore exposed to foreign exchange risk. The Group manages its foreign currency risk by following policies approved by board as per established risk management policy.

#### Foreign Currency Exposure

(₹ in Lakhs)		
PARTICULAR	31-Mar-24	31-Mar-23
Trade Payable	0.00	229.98
<b>Total</b>	<b>0.00</b>	<b>229.98</b>

# Notes to the Standalone Financial Statements

## Foreign Currency Sensitivity

The Following tables demonstrate the sensitivity to reasonably possible change in USD rates to functional currency of respective entity. With all other variable held constant . The Group's exposure to foreign currency changes for all other currencies is not material. The impact on the Group's profit before tax is due to changes in fair value of monetary assets and Liabilities.

(₹ in Lakhs)

Trade Payable	USD ( 31.03.2024)			USD ( 31.03.2023)		
	changes in Exchange Rate	Profit/(Loss) Before Tax	Equity net of Tax	changes in Exchange Rate	Profit/(Loss) Before Tax	Equity net of Tax
Strengthening	5%	-	-	5%	11.50	8.51
Weakening	5%	-	-	5%	(11.50)	(8.51)

## b) Interest rate risk

Interest rate risk is the risk that the fair value or future cash flows of a financial instrument will fluctuate because of changes in market interest rates.

### Interest rate Sensitivity

With all other variables held constant, the following table demonstrates the impact of the borrowing cost on floating rate portion of loans and borrowings

(₹ in Lakhs)

Nature of Borrowing	Change in basis points	As at	As at
		March 31, 2024	March 31, 2023
Term Loan from Banks	50	3.02	9.77
	(50)	(3.02)	(9.77)
Working Capital Facilities from Bank	50	8.04	-
	(50)	(8.04)	-

## c) Commodity Price Risk

Principal Raw Material for company's products are Polypropylene Granules, LLDPE Granules, LDPE Granules, Filler, HDPE Granules, Master Batch etc. Company sources its raw material requirements from domestic markets as well as International markets. Domestic market price generally remains in line with international market prices. Volatility in Granules prices, currency fluctuation of rupee vis-a-vis other prominent currencies coupled with demand-supply scenario in the world market affects the effective price of raw materials. Company effectively manages availability of material as well as price volatility through well planned procurement and inventory strategy and also through appropriate contracts and commitments.

### Sensitivity Analysis

The table below summarises the impact of increase/decrease in prices of PP Granules, HDPE Granules, LDPE Granules, LLDPE Granules on profit for the period.

(₹ in Lakhs)

Particulars	Impact on PBT	
	2023-2024	2022-2023
Increase in price of raw materials by 5%	(125.71)	(186.55)
Decrease in price of raw materials by 5%	125.71	186.55

- 40 For the purposes of the Company's capital management, capital includes issued capital and all other equity reserves. The primary objective of the Company's Capital Management is to maximize shareholder value. The company manages its capital structure and makes adjustments in the light of changes in economic environment and the requirement of the financial covenants.

# Notes to the Standalone Financial Statements

(₹ in Lakhs)

Particulars	As at	As at
	March 31, 2024	March 31, 2023
Borrowings	4,824.40	3,409.28
Less: Cash & Cash Equivalents	52.07	134.03
Net Debt (A)	4,772.33	3,275.25
Total Equity (B)	4,165.28	4,378.61
Equity and Net Debt [(C) : (A)+(B)]	8,937.61	7,653.86
Gearing Ratio [(A)/(C)]	0.53	0.43

41 The Company has floated a Limited Liability Partnership (LLP) in Malaysia in the name of HCP Plastene Bulkpack PLT with 60% stake with an investment of INR 5.51 Lakhs (RM 30,000). The other two individual partners have a balance 40% stake in LLP. The objective of floating an LLP in Malaysia is to explore FIBC and other related product markets in Malaysia and other Asia-Pacific Countries.

42 The Company has issued Employee Stock Options (ESOP) to the employees of the Company and its Subsidiary. ESOP entitles its holder to equity shares to be considered Potential Equity Shares. As the Company has reported losses during the year ended 31<sup>st</sup> March, 2024, the effect of potential equity shares is ignored in calculating diluted earning per share being anti-dilutive effect on EPS.

#### 43 ADDITIONAL STATUTORY INFORMATION:

- (a) The title deeds of all the immovable properties, (other than immovable properties where the Group is the lessee and the lease agreements are duly executed in favour of the Group) disclosed in the financial statements included in property, plant and equipment and capital work-in progress are held in the name of the Group as at the balance sheet date.
- (b) The Group has not advanced or loaned or invested funds to any promoter(s), Director(s), KMP(s) or Related Parties.
- (c) The Group does not have any benami property, where any proceeding has been initiated or pending against the Group for holding any benami property.
- (d) The Group is not declared wilful defaulter by and bank or financials institution or lender during the year.
- (e) The Group does not have any transactions with companies which are struck off.
- (f) The Group does not have any charges or satisfaction which is yet to be registered with ROC beyond the statutory period.
- (g) The Group has complied with the number of layers prescribed under clause (87) of section 2 of the Act read with the Companies (Restriction on number of Layers) Rules, 2017.
- (h) No scheme of arrangements have been approved by the competent authority. Hence, reporting under this point is not applicable.
- (i) I. The Group has not advanced or loaned or invested funds to any other person(s) or entity(ies), including foreign entities (Intermediaries) with the understanding that the Intermediary shall:
  - (i) directly or indirectly lend or invest in other persons or entities identified in any manner whatsoever by or on behalf of the funding party (ultimate beneficiaries)
  - (or)
  - (ii) provide any guarantee, security or the like on behalf of the ultimate beneficiaries.
- II. The Group has not received any fund from any person(s) or entity(ies), including foreign entities (funding party) with the understanding (whether recorded in writing or otherwise) that the Company shall:
  - (i) directly or indirectly lend or invest in other persons or entities identified in any manner whatsoever by or on behalf of the funding party (ultimate beneficiaries)
  - (or)
  - (ii) provide any guarantee, security or the like on behalf of the ultimate beneficiaries.

# Notes to the Standalone Financial Statements

- (j) There are no transactions not recorded in the books of accounts that has been surrendered or disclosed as income during the year in the tax assessments under the Income Tax Act, 1961
- (k) Corporate social responsibility
- (a) Corporate social responsibility , amount require to be spent as per Section 135 of the companies Act, 2013 read with Schedule VII.
- (b) Expenses related to Corporate Social responsibility is ₹ Nil

Particulars	(₹ in Lakhs)	
	2023-2024	2022-2023
Donation to Charitable Trust	-	10.00
Sports & Development	-	2.12
	-	<b>12.12</b>

Discloser with regard to CSR activities:-	(₹ in Lakhs)	
	2023-2024	2022-2023
a. Amount required to be spent by the company during the year	-	12.12
b. Amount of expenditure incurred	-	12.12
c. Shortfall at the end of the year	-	-
d. Total of previous years shortfall	-	-
e. Reason for shortfall	N.A.	N.A.
f. Nature of CSR activities	N.A.	Charitable Trust & Sports
g. Details of related party transactions, e., contribution to a trust controlled by the company in relation to CSR expenditure as per relevant Accounting Standard	N.A.	N.A.
h. where a provision is made with respect to a liability incurred by entering into a contractual obligation, the movements in the provision during the year should be shown separately	N.A.	N.A.

- (l) The Group has not traded or invested in Crypto currency or Virtual Currency during the financial year.
- (m) During the year ended 31<sup>st</sup> March , 2021 the Central Government has published The Code on Social Security, 2020 and Industrial relations Code, 2020 (“the Codes”) in the Gazette of India, inter alia, subsuming various existing labour and industrial laws which deals with employees related benefits including post employment. The effective date of the code and the rules are yet to be notified. The impact of the legislative changes, if any, will be assessed and recognised post notification of the relevant provisions.

**44** Figures for the previous year have been regrouped/reclassified wherever necessary to conform to current period’s classification, in order to comply with the requirements of the amended Schedule III to the Companies Act,2013.

As per our report of even date attached  
For **Ashok Dhariwal & Co**  
Chartered Accountants  
Firm Regd. No.: 100648W

**CA Ashok Dhariwal**  
Partner  
Membership No.: 036452

Place: Ahmedabad  
Date: 21<sup>st</sup> May, 2024  
UDIN : 24036452BKCKJKZ4555

For and on behalf of the Board of Directors of  
**HCP Plastene Bulpack Limited** (Formerly Known as Gopala Polyplast Limited)  
CIN : L25200GJ1984PLCO50560

**Prakash Parekh**  
Managing Director  
DIN:00158264

**Khusboo Goyal**  
Company Secretary

Place: Ahmedabad  
Date: 21<sup>st</sup> May, 2024

**Anil Goyal**  
Chairman  
DIN:03071035

**Dhrumil Shah**  
Chief Financial Officer

# Notes to the Standalone Financial Statements

## KEY RATIOS

The ratios for the year ended March 31, 2024 and March 31, 2023 are as follows:

(₹ in Lakhs)

Sr No	Particulars	Numerator	Denominator	31-Mar-24	31-Mar-23	Variance (%)	Reason for variance (>25%)
1	Current Ratio (in times)	Current Assets	Current Liabilities	1.03	0.72	0.43	-
2	Debt-equity Ratio (in times)	Total Debt	Shareholder's equity	1.16	0.77	50.16	Increase in Long Term & Short Term Debt has resulted in improvement in the ratio.
3	Debt Service Coverage Raio (in times)	Earning available for debt services= Net Profit after taxes + Non-cash operating expenses like depreciation and other amortizations + Interest + other adjustments like loss on sale of Fixed assets etc.	Debt Services	0.36	0.08	(381.20)	Decrease in loss as well as decrease in current borrowings has resulted in improvement in the ratio
4	Return on Equity Ratio (in %)	Net profit after Tax- Preference Dividend	Average Share holder's equity	(6.47)	(16.11)	59.84	Decrease in Loss has resulted in an improvement in the ratio
5	Inventory Turnover Ratio (in days)	COGS	Average Inventory	6.91	10.25	32.65	Decrease in COGS has resulted in improvement in the ratio
6	Trade Receivable Turnover Ratio (in days)	Net Credit sale	Average Trade receivables	3.96	7.07	43.94	Increase in Average Trade Receivable has resulted in improvement in the ratio.
7	Trade Payable turnover Ratio (in days)	Net Credit Purchase	Average trade payable	9.36	2.25	(315.22)	Significant decrease in Trade payables as well as decrease in purchase has resulted in increase of the ratio
8	Net Capital turnover Ratio (in times)	Net Sales	Working Capital	61.88	(9.65)	741.02	Increase in Current Assets has resulted in improvement in the ratio.
9	Net Profit Ratio (in %)	Net profit after Tax	Net Sales	(6.07)	(11.05)	45.11	Decrease in Loss and Cost has resulted in an improvement in the ratio
10	Return on Capital employed (in %)	Earning before interest & taxes	Capital employed= Tangible net worth+Total Debt+Deferred Tax Liability	(0.25)	(7.46)	96.69	Decrease in Loss and Cost has resulted in an improvement in the ratio
11	Return on Investment (in %)						-
	Quoted shares	Income generated from investments	Time weighted average investments	0.34	1.47	76.70	-



# CONSOLIDATED FINANCIAL STATEMENTS

## INDEPENDENT AUDITOR'S REPORT

To the Members of  
**HCP Plastene Bulkpack Limited**  
 (Formerly known as Gopala Polyplast Limited)

### REPORT ON THE AUDIT OF THE CONSOLIDATED FINANCIAL STATEMENTS

#### Opinion

We have audited the accompanying consolidated financial statements of HCP Plastene Bulkpack Limited ("the Parent") and its subsidiary, which comprise the Consolidated Balance Sheet as at March 31, 2024, the Consolidated Statement of Profit and Loss (including Other Comprehensive Income), Consolidated Statement of Changes in Equity and Consolidated Statement of Cash Flows for the year then ended, and notes to the consolidated financial statements including a summary of material accounting policies and other explanatory information.

In our opinion and to the best of our information and according to the explanations given to us, and based on the consideration of reports of the other auditors on separate consolidated financial statements of the subsidiaries referred to in the Other Matters section below, the aforesaid Consolidated financial statements give the information required by the Companies Act, 2013, as amended ("the Act") in the manner so required and give a true and fair view in conformity with the accounting principles generally accepted in India, of the state of affairs of the Group as at March 31, 2024, and their consolidated profit, their consolidated total comprehensive income, their consolidated changes in equity and their consolidated cash flows for the year ended on that date.

#### Basis for Opinion

We conducted our audit in accordance with the Standards on Auditing ("SAs") specified under section 143(10) of the Companies

Act, 2013 ("the Act"). Our responsibilities under those SAs are further described in the Auditor's Responsibilities for the Audit of the consolidated financial statements section of our report. We are independent of the Group in accordance with the Code of Ethics issued by the Institute of Chartered Accountants of India together with the ethical requirements that are relevant to our audit of the consolidated financial statements under the provisions of the Act, and the Rules thereunder, and we have fulfilled our other ethical responsibilities in accordance with these requirements and the Code of Ethics. We believe that the audit evidence obtained by us, is sufficient and appropriate to provide a basis for our opinion.

#### Emphasis of Matter

We draw attention to the following matters in the notes to the Consolidated Financial statement:

- a) Note no. 42 to the financial results is in relation to the investment made by the company for acquiring 60% stake in HCP Plastene Bulkpack PLT, Limited Liability Partnership (LLP) registered in Malaysia.

Our opinion is not modified in respect of these matters.

#### Key Audit Matters

Key audit matters are those matters that, in our professional judgment, were of most significance in our audit of the consolidated financial statements of the current period. These matters were addressed in the context of our audit of the consolidated financial statements as a whole, and in forming our opinion thereon, and we do not provide a separate opinion on these matters. We have determined the matters described below to be the key audit matters to be communicated in our report.



Key Audit Matters	How the matter was addressed in our audit
<p><b>I. Revenue Recognition</b></p> <p>As required by Ind AS 115 Revenue from sale of goods is recognized when the control of the goods has transferred to the customer and when there are no longer any unfulfilled obligations to the customer. Revenue is adjusted for estimated sales returns, discounts and other similar allowances</p> <p><b>Sales return estimation</b></p> <p>As disclosed in Note 3(c)(l) to the consolidated financial statements, revenue is recognised net of estimated sales returns. Estimation of sales returns involves significant judgement and estimates since it is dependent on various internal and external factors. Estimation of sales return amount together with the level of judgement involved make its accounting treatment a significant matter for our audit.</p>	<p>Our audit procedure included following:</p> <ul style="list-style-type: none"> <li>• Understanding the process followed by the management for the purpose of identifying and determining the amount of provision of sales returns.</li> <li>• Evaluating the data used by the management for the purpose of calculation of the provision for sales returns and checking of its arithmetical accuracy.</li> <li>• Comparison between the estimate of the provision for sales returns created in the past with subsequent actual sales returns and analysis of the nature of any deviations to corroborate the effectiveness of the management estimation process - <ul style="list-style-type: none"> <li>- Considering the appropriateness of the Group's accounting policies regarding revenue recognition as they relate to accounting for rebates and scheme allowances.</li> </ul> </li> <li>• Testing the Group's process and controls over the calculation of discounts, rebates and customer incentives.</li> <li>• Selecting a sample on test check basis of revenue transactions and scheme circular to re-check that scheme allowance as at year end were calculated in accordance with the eligibility criteria mentioned in the relevant circulars.</li> <li>• Selecting a sample (using statistical sampling) of credit note issued to the customers during the year and verifying the same is in accordance with the scheme.</li> <li>• Evaluating the assumptions and judgements used by the Group in calculating rebates and schemes allowances, including the level of expected claims, by comparing historical trends of claims.</li> </ul>

**Information Other than the consolidated financial statements and Auditor's Report Thereon**

The Parent's Board of Directors is responsible for the preparation of the other information. The other information comprises the information included in the Management Discussion and Analysis, Board's Report including Annexures to Board's Report, Business Responsibility Report, Corporate Governance and Shareholder's Information, but does not include the consolidated financial statements and our auditor's report thereon. The above-mentioned reports comprising of other information are expected to be made available to us after the date of this auditor's report.

Our opinion on the consolidated financial statements does not cover the other information and we do not express any form of assurance conclusion thereon.

In connection with our audit of the consolidated financial statements, our responsibility is to read the other information identified above when it becomes available and, in doing so, consider whether the other information is materially inconsistent with the consolidated financial statements or our knowledge obtained in the audit, or otherwise appears to be materially misstated.

When we read the above-mentioned reports comprising other information and if we conclude that there is a material misstatement therein, we are required to communicate the matter to those charged with governance and describe actions applicable in the applicable laws and regulations.

**Responsibilities of Management and Those Charged with Governance for the consolidated financial statements**

The Parent's Board of directors is responsible for the matters stated in section 134(5) the Act with respect to the preparation of these Ind AS consolidated financial statements that give a true and fair view of the consolidated financial position, consolidated financial performance, consolidated cash flows and consolidated changes in equity statement of the Company in accordance with the Accounting principles generally accepted in India, including the Accountant Standards (Ind AS) referred to in section 133 of the Act read with Companies (Indian Accounting Standards) Rules, 2015 (as amended). This responsibility includes maintenance of adequate accounting records in accordance with the provisions of the Act for safeguarding the assets of the Group and for preventing and detecting frauds and other irregularities, selection and application of appropriate accounting policies, making judgements and estimates

that are reasonable and prudent, and design, implementation and maintenance of adequate internal financial control that we are operating effectively for ensuring the accuracy and completeness of accounting records relevant to the preparation and presentation of the Ind AS consolidated financial statements that give a true and fair view and are free from material misstatement, whether due to fraud or error.

In preparing the consolidated financial statements, respective Board of Directors of the companies included in the group is responsible for assessing the Company's ability to continue as a going concern, disclosing, as applicable, matters related to going concern and using the going concern basis of accounting unless management either intends to liquidate their respective entity or to cease operations, or has no realistic alternative but to do so.

The respective Board of Directors of the Companies included in the Group are also responsible for overseeing the Group's financial reporting process.

#### **Auditor's Responsibilities for the Audit of the consolidated financial statements**

Our objectives are to obtain reasonable assurance about whether the consolidated financial statements as a whole are free from material misstatement, whether due to fraud or error, and to issue an auditor's report that includes our opinion. Reasonable assurance is a high level of assurance, but is not a guarantee that an audit conducted in accordance with SAs will always detect a material misstatement when it exists. Misstatements can arise from fraud or error and are considered material if, individually or in the aggregate, they could reasonably be expected to influence the economic decisions of users taken on the basis of these consolidated financial statements.

As part of an audit in accordance with SAs, we exercise professional judgment and maintain professional skepticism throughout the audit. We also:

- Identify and assess the risks of material misstatement of the consolidated financial statements, whether due to fraud or error, design and perform audit procedures responsive to those risks, and obtain audit evidence that is sufficient and appropriate to provide a basis for our opinion. The risk of not detecting a material misstatement resulting from fraud is higher than for one resulting from error, as fraud may involve collusion, forgery, intentional omissions, misrepresentations, or the override of internal control.
- Obtain an understanding of internal control relevant to the audit in order to design audit procedures that are appropriate in the circumstances. Under section 143(3)(i) of the Act, we are also responsible for expressing our opinion on whether the Parent has adequate internal financial controls with

reference to consolidated financial statements in place and the operating effectiveness of such controls.

- Evaluate the appropriateness of accounting policies used and the reasonableness of accounting estimates and related disclosures made by management.
- Conclude on the appropriateness of management's use of the going concern basis of accounting and, based on the audit evidence obtained, whether a material uncertainty exists related to events or conditions that may cast significant doubt on the Group's ability to continue as a going concern. If we conclude that a material uncertainty exists, we are required to draw attention in our auditor's report to the related disclosures in the consolidated financial statements or, if such disclosures are inadequate, to modify our opinion. Our conclusions are based on the audit evidence obtained up to the date of our auditor's report. However, future events or conditions may cause the Company to cease to continue as a going concern.
- Evaluate the overall presentation, structure and content of the consolidated financial statements, including the disclosures, and whether the consolidated financial statements represent the underlying transactions and events in a manner that achieves fair presentation.

We communicate with those charged with governance of the Parent and such other entities included in the consolidated financial statements regarding, among other matters, the planned scope and timing of the audit and significant audit findings, including any significant deficiencies in internal control with reference to consolidated financial statements that we identify during our audit.

We also provide those charged with governance with a statement that we have complied with relevant ethical requirements regarding independence, and to communicate with them all relationships and other matters that may reasonably be thought to bear on our independence, and where applicable, related safeguards.

From the matters communicated with those charged with governance, we determine those matters that were of most significance in the audit of the consolidated financial statements of the current period and are therefore the key audit matters. We describe these matters in our auditor's report unless law or regulation precludes public disclosure about the matter or when, in extremely rare circumstances, we determine that a matter should not be communicated in our report because the adverse consequences of doing so would reasonably be expected to outweigh the public interest benefits of such communication.

#### **Other Matter**

We did not audit the financial statements/financial information of subsidiary, whose financial statement includes total assets of ₹ 14,967.43 lakhs as at March 31, 2024, total revenues of ₹ 25,905.03 lakhs, total net profit after tax of ₹ 307.12 lakhs for the year ended on

that date respectively & net cash inflow of ₹ 17.38 lakhs for the year ended March 31, 2024 as considered in the Statement which have been audited by their independent auditor.

The independent auditor's report on the financial statements of the subsidiary have been furnished to us by the Management and our opinion on the Statement in so far as it relates to the amounts and disclosures included in respect of the subsidiary is based solely on the reports of such auditor and the procedures performed by us as stated in the paragraph above.

Our opinion on the Consolidated financial statements above and our report on Other Legal and Regulatory Requirements below, is not modified in respect of the above matters with respect to our reliance on the work done and the reports of the other auditors and the financial statements / financial information certified by the Management.

#### **Report on other Legal and regulatory requirements**

1. As required by Section 143(3) of the Act, based on our audit and on the consideration of the report of the other auditor on the separate financial statements / financial information of the subsidiary referred to in the Other Matter paragraph above we report to the extent applicable that:
  - a. We have sought and obtained all the information and explanations which to the best of our knowledge and belief were necessary for the purpose of our audit.
  - b. In our opinion, proper books of account as required by law have been kept by the Company so far as it appears from our examination of those books.
  - c. The Consolidated Balance Sheet, Consolidated Statement of Profit and Loss (including other comprehensive income), Consolidated Cash Flow Statement and Consolidated Statement of Change in Equity dealt with by this Report are in agreement with the books of account maintained for the purpose of preparation of the consolidated financial statements.
  - d. In our opinion, the aforesaid consolidated financial statements comply with the Accounting Standards (Ind AS) referred to in section 133 of the Companies Act, 2013 read with Companies (Indian Accounting Standards) Rules, 2015, as amended.
  - e. On the basis of written representations received from the directors of the Parent as on March 31, 2024, and taken on record by the Board of Directors, none of the directors is disqualified as on March 31, 2024, from being appointed as a director in terms of section 164(2) of the Companies Act, 2013.
  - f. With respect to the adequacy of the internal financial controls over financial reporting and the operating effectiveness of such controls, refer to our separate Report in "Annexure-A" which is based on the auditors' reports

of the Parent and subsidiary companies incorporated in India. Our report expresses an unmodified opinion on the adequacy and operating effectiveness of the Company's internal financial controls with reference to consolidated financial statements.

- g. With respect to the other matters to be included in the Auditor's Report in accordance with the requirements of section 197(16) of the Act, as amended, In our opinion and to the best of our information and according to the explanations given to us and based on the auditor's reports of subsidiary company, the remuneration paid by the Parent to its directors and subsidiary company to their respective directors during the year is in accordance with the provisions of section 197 of the Act.
- h. With respect to the other matters to be included in the Auditors Report in accordance with Rule 11 of the Companies (Audit & Auditors) Rules 2014, in our opinion and to the best of our information and according to explanations given to us and based on the auditor's reports of subsidiary company, the requirements of the same are duly complied with as under:
  - i. The Group has disclosed the impact of pending litigations on its financial position in its consolidated financial statements by way of disclosure in Note no. 40 to the consolidated financial statements.
  - ii. Provision has been made in the Ind AS consolidated financial statements, as required under the applicable law or accounting standards, for material foreseeable losses, if any, on long-term contracts including derivative contracts.
  - iii. There were no amounts which were required to be transferred to the Investor Education and Protection Fund by the Parent and its subsidiary company.
  - iv.
    - a. The respective Managements of the Parent & subsidiary have represented that, to the best of their knowledge and belief, as disclosed in Note 44 to the consolidated financial statements no funds have been advanced or loaned or invested (either from borrowed funds or share premium or any other sources or kind of funds) by the Parent or subsidiary to or in any other person(s) or entity(ies), including foreign entities ("Intermediaries"), with the understanding, whether recorded in writing or otherwise, that the Intermediary shall, directly or indirectly lend or invest in other persons or entities identified in any manner whatsoever by or on behalf of the Parent or subsidiary ("Ultimate Beneficiaries") or provide any guarantee, security or the like on behalf of the Ultimate Beneficiaries.

- b. The respective Managements of the Parent & subsidiary have represented, that, to the best of their knowledge and belief, as disclosed in Note 44 to the consolidated financial statements, no funds have been received by the Parent or subsidiary from any person(s) or entity(ies), including foreign entities ("Funding Parties"), with the understanding, whether recorded in writing or otherwise, that the Company shall, directly or indirectly, lend or invest in other persons or entities identified in any manner whatsoever by or on behalf of the Funding Party ("Ultimate Beneficiaries") or provide any guarantee, security or the like on behalf of the Ultimate Beneficiaries.
- c. Based on the audit procedures performed that have been considered reasonable and appropriate in the circumstances and those performed by the auditors of the subsidiaries, nothing has come to our notice that has caused us or other auditor to believe that the representations under sub-clause (i) and (ii) of Rule 11(e), as provided under (a) and (b) above, contain any material misstatement.
- v. The Group has not declared or paid any dividend during the year and has not proposed final dividend for the year.
- vi. Based on our examination which included test checks, the Company has used accounting software for

maintaining its books of account which has a feature of recording audit trail (edit log) facility and the same has operated throughout the year for all relevant transactions recorded in the software. Further, during the course of our audit we did not come across any instance of audit trail feature being tampered with in respect of accounting software.

As proviso to Rule 3(1) of the Companies (Accounts) Rules, 2014 is applicable from April 1, 2023, reporting under Rule 11(g) of the Companies (Audit and Auditors) Rules, 2014 on preservation of audit trail as per the statutory requirements for record retention is not applicable for the financial year ended March 31, 2024

- 2. With respect to the matters specified in clause (xxi) of paragraph 3 and paragraph 4 of the Companies (Auditor's Report) Order, 2020 ("CARO"/ "the Order") issued by the Central Government in terms of Section 143(11) of the Act, according to the information and explanations given to us, and based on the CARO report issued by us and the auditor of the subsidiary included in the consolidated financial statements to which reporting under CARO is applicable, as provided to us by the Management of the Parent, we report that there are no qualifications or adverse remarks by the respective auditor in the CARO reports of the subsidiary.

For **Ashok Dhariwal & Co.**  
Chartered Accountants  
(Registration No. 100648W)

**(CA Ashok Dhariwal)**  
Partner

Place: Ahmedabad  
Date: 21.05.2024

Membership No. 36452  
UDIN: 24036452BKCJLA4180

## Annexure – A to Independent Auditors’ Report

Referred to in paragraph 2(h) under ‘Report on Other Legal and Regulatory Requirements’ of our report of even date

### **Report on the Internal Financial Controls with reference to consolidated financial statements under section 143(3)(i) of the Companies Act, 2013 (“the Act”)**

We have audited the internal financial controls with reference to consolidated financial statements of HCP Plastene Bulkpack Limited (“the Company”) as of March 31, 2024 in conjunction with our audit of the consolidated financial statements of the Company for the year ended on that date.

#### **Management’s Responsibility for Internal Financial Controls**

The respective Board of Directors of the Parent & its subsidiary company are responsible for establishing and maintaining internal financial controls based on the internal financial controls with reference to consolidated financial statements criteria established by the Company considering the essential components of internal control stated in the Guidance Note on Audit of Internal Financial Controls over Financial Reporting (the “Guidance Note”), issued by the Institute of Chartered Accountants of India. These responsibilities include the design, implementation and maintenance of adequate internal financial controls that were operating effectively for ensuring the orderly and efficient conduct of its business, including adherence to the company’s policies, the safeguarding of its assets, the prevention and detection of frauds and errors, the accuracy and completeness of the accounting records, and the timely preparation of reliable financial information, as required under the Act.

#### **Auditors Responsibility**

Our responsibility is to express an opinion on internal financial controls with reference to Financial Statement based on our audit of the Parent and its subsidiary companies. We conducted our audit in accordance with the Guidance Note and the Standards on Auditing, issued by ICAI and deemed to be prescribed under section 143(10) of the Companies Act, 2013, to the extent applicable to an audit of internal financial controls, both applicable to and audit of Internal Financial Controls and, both issued by the Institute of Chartered Accountants of India. Those Standards and the Guidance Note require that we comply with ethical requirements and plan and perform the audit to obtain reasonable assurance about whether adequate internal financial controls with reference to consolidated financial statements was established and maintained and if such controls operated effectively in all material respects.

Our audit involves performing procedures to obtain evidence about the adequacy of the internal financial controls system with reference to financial statement and their operating effectiveness. Our audit of internal financial controls with reference to financial statement included obtaining and understanding of internal consolidated

financial statements, assessing the risk that a material weakness exists, and testing and evaluating the design and operating effectiveness of internal control based on the assessed risk. The procedures selected depend on the auditor’s judgement, including the assessment of the risks of material misstatement of the Ind AS consolidated financial statements, whether due to fraud or error.

We believe that the audit evidence we have obtained and the audit evidence obtained by the other auditors of the subsidiary companies, in terms of their reports referred to in the Other Matters paragraph below is sufficient and appropriate to provide a basis for our audit opinion on the internal financial controls system over financial reporting of the Parent and its subsidiary company.

#### **Meaning of Internal Financial Controls over financial reporting with reference to consolidated financial statements**

A Company’s internal financial controls with reference to Financial Statement is a process designed to provide reasonable assurance regarding the reliability of financial reporting and the preparation financial statements for external purposes in accordance with generally accepted accounting principles. A Company’s internal financial control with reference to financial statements includes those policies and procedures that,

- (1) Pertain to the maintenance of records that, in reasonable details, accurately and fairly reflect the transactions and dispositions of the assets of the Company;
- (2) Provide reasonable assurance that transactions are recorded as necessary to permit preparation of financial statements in accordance with generally accepted accounting principles, and that receipts and expenditures of the Company are being made only in accordance with authorization of management and directors of the company; and
- (3) Provide reasonable assurance regarding prevention or timely detection of unauthorized acquisition, use, or disposition of the Company’s assets that could have a material effect on the financial statements.

#### **Inherent Limitations of Internal Financial Controls with reference to consolidated financial statements**

Because of the inherent limitations of internal financial controls over financial reporting, including the possibility of collusion or improper management override of controls, material misstatements due to error or fraud may occur and not be detected. Also, projections of any evaluation of the internal financial controls with reference to consolidated financial statements to future periods are subject to the risk that the internal financial control with reference to consolidated financial statements may become inadequate because of changes in conditions, or that the degree of compliance with the policies or procedures may deteriorate.

**Opinion**

In our opinion and to the best of our information and according to the explanations given to us and based on the consideration of the report of the other auditor referred to in the Other Matters paragraph below, the Parent and its subsidiary company, have, in all material respects, an adequate internal financial controls system over financial reporting and such internal financial controls over financial reporting were operating effectively as at 31st March, 2024, based on the criteria for internal financial control over financial reporting established by the respective companies considering the essential components of internal control stated in the Guidance Note on Audit

of Internal Financial Controls Over Financial Reporting issued by the ICAI.

**Other Matter**

Our aforesaid report under Section 143(3)(i) of the Act on the adequacy and operating effectiveness of the internal financial controls over financial reporting insofar as it relates to subsidiary company, is based solely on the corresponding report of the auditor of the company.

Our opinion is not modified in respect of the above matter.

Place: Ahmedabad  
Date: 21.05.2024

For **Ashok Dhariwal & Co.**  
Chartered Accountants  
(Registration No. 100648W)

**(CA Ashok Dhariwal)**  
Partner  
Membership No. 36452  
UDIN: 24036452BKCJLA4180

# Consolidated Balance Sheet

as at 31<sup>st</sup> March, 2024

Particulars	Note No.	(₹ in Lakhs)	
		As at 31 <sup>st</sup> March, 2024	As at 31 <sup>st</sup> March, 2023
<b>ASSETS</b>			
<b>I. Non-current assets</b>			
(a) Property, Plant and Equipment	4 (A)	7,653.06	8,275.79
(b) Right-of-use Assets	4 (B)	-	91.99
(c) Capital Work in Progress	4 (D)	111.21	111.78
(d) Intangible Assets under Development	4 (E)	264.25	-
(e) Financial assets			
(i) Non-Current Investments	5	44.57	54.94
(ii) Other Financial Assets	6	219.79	274.34
(f) Deferred tax assets (Net)	7	2,602.33	2,514.61
(g) Other non-current assets	8	823.68	823.68
<b>Total non-current assets</b>		<b>11,718.88</b>	<b>12,147.13</b>
<b>II. Current assets</b>			
(a) Inventories	9	3,570.77	2,730.48
(b) Financial assets			
(i) Current investments	10	8.29	6.66
(ii) Trade and other receivables	11	5,645.47	2,739.51
(iii) Cash and cash equivalents	12	71.95	136.53
(iv) Short term loans and advances	13	1,200.09	1,319.01
(c) Other current assets	14	1,056.51	923.48
<b>Total current assets</b>		<b>11,553.08</b>	<b>7,855.67</b>
<b>Total Assets</b>		<b>23,271.96</b>	<b>20,002.80</b>
<b>Equity and Liabilities</b>			
<b>I. Equity</b>			
(a) Equity Share capital	15	1,067.48	1,067.48
(b) Other equity	16.1	3,884.36	3,942.30
<b>Equity attributable to equity Share Holders</b>		<b>4,951.84</b>	<b>5,009.78</b>
(c) Non-Controlling Interest	16.2	1,584.28	1,436.99
<b>Total equity</b>		<b>6,536.12</b>	<b>6,446.77</b>
<b>II. Liabilities</b>			
<b>(A) Non-current liabilities</b>			
(a) Financial liabilities			
(i) Long term borrowings	17	4,758.75	4,876.83
(ii) Lease Liabilities		-	86.32
(b) Long term provisions	18	120.41	265.11
(c) Other non-current liabilities		-	-
<b>Total non-current liabilities</b>		<b>4,879.16</b>	<b>5,228.26</b>
<b>(B) Current liabilities</b>			
(a) Financial liabilities			
(i) Short Term borrowings	19	11,030.81	7,360.86
(ii) Current Lease Liabilities		-	11.22
(iii) Trade and other payables	20		
- Due to Micro and Small Enterprise		31.74	38.97
- Due to Others		324.95	628.92
(b) Other current liabilities	21	464.62	285.06
(c) Short-term provisions	22	4.56	2.74
<b>Total current liabilities</b>		<b>11,856.68</b>	<b>8,327.77</b>
<b>Total Equity and Liabilities</b>		<b>23,271.96</b>	<b>20,002.80</b>
<b>The accompanying notes from an integral part of the Consolidated financials statements</b>	2-45		

As per our report of even date attached

For **Ashok Dhariwal & Co**

Chartered Accountants

Firm Regd. No.: 100648W

**CA Ashok Dhariwal**

Partner

Membership No.: 036452

Place: Ahmedabad

Date: 21<sup>st</sup> May, 2024

UDIN: 24036452BKCJLA4180

For and on behalf of the Board of Directors of

**HCP Plastene Bulkpack Limited** (Formerly Known as Gopala Polyplast Limited)

CIN : L25200GJ1984PLCO50560

**Prakash Parekh**

Managing Director

DIN:00158264

**Khusboo Goyal**

Company Secretary

**Anil Goyal**

Chairman

DIN:03071035

**Dhrumil Shah**

Chief Financial Officer

Place: Ahmedabad

Date: 21<sup>st</sup> May, 2024

# Consolidated Statement of Profit and Loss

for the year ended 31<sup>st</sup> March, 2024

(₹ in Lakhs)

Particulars	Note No.	Year Ended 31 <sup>st</sup> March, 2024	Year Ended 31 <sup>st</sup> March, 2023
<b>Income</b>			
Revenue from operations	23	29,455.55	35,151.97
Other Income	24	256.07	36.29
<b>Total Income</b>		<b>29,711.63</b>	<b>35,188.26</b>
<b>Expenses</b>			
Cost of materials consumed	25	21,219.61	26,096.03
Changes in inventories of finished goods, work in progress and stock-in-trade	26	(1,194.46)	84.70
Employee benefit expense	27	1,751.21	1,708.52
Finance cost	28	1,173.00	939.50
Depreciation and amortisation expense	1	729.71	738.73
Other expense	29	6,012.64	5,521.80
<b>Total expenses</b>		<b>29,691.70</b>	<b>35,089.28</b>
<b>Profit before exceptional items and tax</b>		<b>19.92</b>	<b>98.98</b>
Less: Exceptional items	30	-	(19.50)
<b>Profit/ (loss) before tax</b>		<b>19.92</b>	<b>118.48</b>
<b>Share of Profit / (Loss) of Joint Venture using Equity Method</b>		<b>0.06</b>	<b>-</b>
<b>Tax expense</b>			
a) Current tax		85.92	202.16
b) MAT for Earlier Year		-	-
b) Deferred tax		(87.73)	(161.81)
c) Income tax of earlier years		(9.01)	1.99
<b>Profit / (Loss) after Tax</b>		<b>30.81</b>	<b>76.14</b>
<b>Other comprehensive income</b>		<b>8.91</b>	<b>32.30</b>
<b>Items that will not be reclassified to profit and loss Account</b>			
Remeasurement gain / (loss) of Defined Benefit Plan		23.33	7.36
Income tax related to Remeasurement gain / (loss) of Defined Benefit Plan		(2.50)	-
Net change in fair Value of investment in Equity instruments		(15.94)	24.94
Income tax related to Net change in fair Value of investment in Equity instruments		4.01	-
<b>Total comprehensive income for the period</b>		<b>39.72</b>	<b>108.44</b>
<b>Net Profit attributable to:</b>			
a) Owners of the Company		(118.67)	(221.29)
b) Non-Controlling Interest		149.47	297.43
<b>Other comprehensive income attributable to:</b>			
a) Owners of the Company		11.10	18.89
b) Non-Controlling Interest		(2.19)	13.41
<b>Total comprehensive income attributable to:</b>			
a) Owners of the Company		(107.56)	(202.40)
b) Non-Controlling Interest		147.28	310.84
<b>Earnings per equity share [nominal value per share ₹ 10/- (Previous Year ₹ 10/-)]</b>			
a) Basic		0.37	1.06
b) Diluted		0.37	1.01
<b>The accompanying notes from an integral part of the Consolidated financials statements</b>	2 - 45		

As per our report of even date attached

For **Ashok Dhariwal & Co**

Chartered Accountants

Firm Regd. No.: 100648W

**CA Ashok Dhariwal**

Partner

Membership No.: 036452

Place: Ahmedabad

Date: 21<sup>st</sup> May, 2024

UDIN: 24036452BKCJLA4180

For and on behalf of the Board of Directors of

**HCP Plastene Bulkpack Limited** (Formerly Known as Gopala Polyplast Limited)

CIN : L25200GJ1984PLCO50560

**Prakash Parekh**

Managing Director

DIN:00158264

**Khusboo Goyal**

Company Secretary

Place: Ahmedabad

Date: 21<sup>st</sup> May, 2024

**Anil Goyal**

Chairman

DIN:03071035

**Dhrumil Shah**

Chief Financial Officer



# Consolidated Statement of Cash Flow

for the year ended 31<sup>st</sup> March, 2024

(₹ in Lakhs)

Particulars	Year Ended 31 <sup>st</sup> March, 2024	Year Ended 31 <sup>st</sup> March, 2023
<b>(A) CASH FLOW FROM OPERATING ACTIVITIES</b>		
Net Profit before Tax	19.92	(192.36)
Adjustment for :		
Depreciation	729.71	738.73
Other Comprehensive Income	13.41	32.30
Bad Debts	0.00	0.70
Interest and Other Borrowing Cost	1,173.00	939.50
Interest Income	94.49	(13.38)
Exceptional Items	0.00	(19.50)
(Profit)/Loss on sale of Investment/Mark to Mark Gain	(1.63)	(6.98)
(Profit)/Loss Due to Sale of Fixed Assets	4.52	3.85
Provision for ESOP	49.63	0.00
Short Provision for Tax pertaining to earlier years	0.00	(1.99)
	<b>2,063.13</b>	<b>1,673.24</b>
<b>Operating Profit before Working Capital Changes</b>	<b>2,083.05</b>	<b>1,480.88</b>
Adjustment For :		
Trade receivables & Other Current & Non-Current Assets	(2,632.94)	(1,636.17)
Inventories	(840.29)	(216.86)
Trade Payables, Other Current Liabilities & Provision	(274.51)	(1,437.68)
	<b>(3,747.74)</b>	<b>(3,290.69)</b>
<b>Cash generated from operations</b>	<b>(1,664.69)</b>	<b>(1,809.81)</b>
Taxes Paid	(223.84)	(202.16)
	<b>(223.84)</b>	<b>(202.16)</b>
<b>Net Cash From Operating Activities (A)</b>	<b>(1,888.53)</b>	<b>(2,011.97)</b>
<b>(B) CASH FLOW FROM INVESTING ACTIVITIES</b>		
Purchase of Property, Plant & Equipments	(500.15)	(1,447.59)
Sales of Property, Plant & Equipments	62.04	135.11
Interest Income	(94.49)	13.38
Exceptional Items	0.00	19.50
(Purchase) / Sale of Investment (Net) / Mark to Mark G/L	1.63	6.98
	<b>(530.97)</b>	<b>(1,272.62)</b>
<b>Net Cash used in Investing Activities (B)</b>	<b>(530.97)</b>	<b>(1,272.62)</b>
<b>(C) CASH FLOW FROM FINANCING ACTIVITIES</b>		
Proceed from Share Capital Reserve	0.00	44.10
Proceeds from Capital reserve	0.00	2,601.90
Proceeds from Non-Controlling Interest	0.00	310.84
Proceeds from Long/Short term borrowing	3,551.88	1,358.75
Interest and Other Borrowing Cost	(1,173.00)	(939.50)
	<b>2,378.88</b>	<b>3,376.09</b>
<b>Net Cash Flow From Financing Activities (C)</b>	<b>2,378.88</b>	<b>3,376.09</b>
<b>Increase/(Decrease) in cash equivalents</b>	<b>(64.58)</b>	<b>91.48</b>
Opening Balance of Cash and Cash equivalents	136.53	45.05
Closing Balance of Cash and Cash equivalents	71.95	136.53

## Notes:

- The Cash Flow Statement has been prepared under the indirect method as set out in Ind AS-7 Statement of Cash Flows.
- Cash and Cash equivalents consists of cash on hand INR 1.01 L (1.27 L), Bank Balance INR 23.31 L (121.21 L) and deposit account INR 47.63 L (14.05 L). Refer Note 12

As per our report of even date attached

For **Ashok Dhariwal & Co**

Chartered Accountants

Firm Regd. No.: 100648W

**CA Ashok Dhariwal**

Partner

Membership No.: 036452

Place: Ahmedabad

Date: 21<sup>st</sup> May, 2024

UDIN: 24036452BKCJLA4180

For and on behalf of the Board of Directors of

**HCP Plastene Bulpack Limited** (Formerly Known as Gopala Polyplast Limited)

CIN : L25200GJ1984PLCO50560

**Prakash Parekh**

Managing Director

DIN:00158264

**Khusboo Goyal**

Company Secretary

Place: Ahmedabad

Date: 21<sup>st</sup> May, 2024

**Anil Goyal**

Chairman

DIN:03071035

**Dhruvil Shah**

Chief Financial Officer

# Consolidated Statement of Changes in Equity

for the year ended 31<sup>st</sup> March, 2024

## A. EQUITY SHARE CAPITAL

Current Reporting Period

(₹ in Lakhs)

Balane at the beginning of the current reporting period	Change in Equity Share Capital due to prior period error	Restated Balance at the beginning of the current reporting period	Changes in equity share capital during the current year	Balance at the end of the current reporting period
1,067.48	-	-	-	1,067.48

Previous Reporting Period

(₹ in Lakhs)

Balane at the beginning of the Previous reporting period	Change in Equity Share Capital due to prior period error	Restated Balance at the beginning of the current reporting period	Changes in equity share capital during the current year	Balance at the end of the Previous reporting period
1,023.38	-	-	44.10	1,067.48

## B. OTHER EQUITY

Current Reporting Period

(₹ in Lakhs)

Particulars	Reserve and Surplus					Total equity attributable to equity share holders of the company	Non-Controlling Interest
	Equity component of compound financial instruments	Capital Reserve	Security Premium	Share based payment Reserve	Retained Earnings		
<b>Balance as at April 01, 2023</b>	-	<b>4,530.22</b>	<b>3,649.20</b>		<b>(4,237.12)</b>	<b>3,942.30</b>	<b>1,436.99</b>
Changes in accounting policy and prior period item		-	-			-	
Restated Balance Sheet at the beginning of the current period						-	
Profit / (Loss) for the year				49.63	(118.73)	(69.10)	149.47
Add: Share of Profit / (Loss) of Joint Venture using Equity Method					0.06	0.06	-
Other comprehensive income for the year, net of income tax							
* Reimbursement of net defined benefit plans					17.22	17.22	3.61
* Net Fair value gain/(loss) on investment in equity instrument through OCI					(6.12)	(6.12)	(5.80)
<b>Total Comprehensive Income for the year</b>						-	
Dividend on equity shares						-	
<b>Balance as at March 31, 2024</b>	-	<b>4,530.22</b>	<b>3,649.20</b>	<b>49.63</b>	<b>(4,344.68)</b>	<b>3,884.36</b>	<b>1,584.28</b>

# Consolidated Statement of Changes in Equity

for the year ended 31<sup>st</sup> March, 2024

Previous Reporting Period

(₹ in Lakhs)

Particulars	Equity component of compound financial instruments	Reserve and Surplus			Retained Earnings	Total equity attributable to equity share holders of the company	Non-Controlling Interest
		Capital Reserve	Security Premium	Share based payment Reserve			
<b>Balance as at April 01, 2022</b>	-	4,530.22	1,047.30		(4,034.70)	1,542.82	1,126.15
Changes in accounting policy and prior period item		0.00	2,601.90			2,601.90	-
Restated Balance Sheet at the beginning of the current period						-	-
Profit / (Loss) for the year					(202.42)	(202.42)	310.84
Other comprehensive income for the year, net of income tax							
* Reimbursement of net defined benefit plans						-	-
* Net Fair value gain/(loss) on investment in equity instrument through OCI						-	-
<b>Total Comprehensive Income for the year</b>						-	-
Dividend on equity shares						-	-
<b>Balance as at March 31, 2023</b>		<b>4,530.22</b>	<b>3,649.20</b>		<b>(4,237.12)</b>	<b>3,942.30</b>	<b>1,436.99</b>

As per our report of even date attached

For **Ashok Dhariwal & Co**

Chartered Accountants

Firm Regd. No.: 100648W

**CA Ashok Dhariwal**

Partner

Membership No.: 036452

Place: Ahmedabad

Date: 21<sup>st</sup> May, 2024

UDIN: 24036452BKCJLA4180

For and on behalf of the Board of Directors of

**HCP Plastene Bulpack Limited** (Formerly Known as Gopala Polyplast Limited)

CIN : L25200GJ1984PLCO50560

**Prakash Parekh**

Managing Director

DIN:00158264

**Khusboo Goyal**

Company Secretary

Place: Ahmedabad

Date: 21<sup>st</sup> May, 2024

**Anil Goyal**

Chairman

DIN:03071035

**Dhruvil Shah**

Chief Financial Officer

## ACCOMPANYING NOTES TO THE CONSOLIDATED FINANCIAL STATEMENTS

### 1 CORPORATE INFORMATION

HCP Plastene Bulkpack Limited ( the ' Company ' ) is a public listed company domiciled in India. Its Shares are listed on Bombay Stock Exchange ('BSE'). The Company is a diversified business dealing in FIBC Jumbo Bags, PP Woven Sack Bags, PP Woven Labels and related products. HCP Plastene Bulkpack Limited together with its subsidiary is hereinafter referred as 'the Group'.

### 2 SUMMARY OF BASIS OF COMPLIANCE, BASIS OF PREPARATION AND PRESENTATION, CRITICAL ACCOUNTING ESTIMATES, ASSUMPTIONS AND JUDGEMENTS AND MATERIAL ACCOUNTING POLICIES :

These Consolidated financial statements are prepared in accordance with the Indian Accounting Standard (Ind AS), under the historical cost convention on accrual basis, except for certain financial instruments which are measured at fair values, the provisions of the Companies Act , 2013 ("the Act") and guidelines issued by the Securities and Exchange Board of India (SEBI).

The Ind AS are prescribed under Section 133 of the Act read with Rule 3 of the Companies (Indian Accounting Standards) Rules,2015 and relevant amendment rules issued thereafter

Accounting policies have been consistently applied, except where a newly-issued accounting standard is initially adopted or a revision to an existing accounting standard requires a change in the accounting policy hitherto in use.

As the year- end figures are taken from the source and rounded to the nearest digits, the figures reported for the previous quarters might not always add up to the year-end figures reported in this statement.

#### 2.1 Basis of Consolidation

The Consolidated Financial Statements incorporate the financial statements of the Company and entities controlled by the Company(its subsidiaries) made up to 31<sup>st</sup> March every year. Control is achieved where the Parent Company:

- has power over the investee;
- is exposed to, or has rights, to variable returns from its involvement with the investee; and
- has the ability to use its power to affect its returns.

The Company reassess whether or not it controls an investee if facts and circumstances indicate that there are changes to one or more of the three elements of control listed above.

When the Company has less than majority of the voting rights of an investee, it has power over the investee if the voting rights and other contractual terms are sufficient to give it the practical ability to direct the relevant activities of the investee unilaterally. The Company considers all relevant facts and circumstances in assessing whether or not the Company's voting rights in an investee are sufficient to give it power, including;

- i) the size of the Company's holding of voting rights relative to the size and dispersion of holdings of the other vote holders;
- ii) potential voting rights held by the Company, other vote holders or other parties;
- iii) rights arising from other contractual arrangements; and
- iv) any additional facts and circumstances that indicate that the Company has, or does not have, the current ability to direct the relevant activities at the time that decisions need to be made, including voting patterns at previous shareholders' meetings.

Consolidation of a subsidiary begins when the Company obtains control over the subsidiary and ceases when the Company loses control of a subsidiary. Specifically, income and expenses of a subsidiary acquired or disposed off during the year are included in the Consolidated Statement of Profit and Loss and Other Comprehensive Income from the date the Company gains control until the date when the control ceases.

Adjustments are made to the financial statements of subsidiaries to bring their accounting policies in line with the Group's accounting policies.

The financial statements of the Group companies are consolidated on a line - by-line basis and intra - group balances and transactions including unrealized gain / loss from such transactions are eliminated upon consolidation. These financial statements are prepared by applying uniform accounting policies in use at the Group. Non-controlling interests which represent part of the net profit or loss and net assets of subsidiaries that are not, directly or indirectly, owned or controlled by the Company, are excluded.

#### 2.2 Changes in Accounting Policies and Disclosures :

##### New and amended standards

The Ministry of Corporate Affairs has notified Companies (Indian Accounting Standards) Amendment Rules, 2023 dated March 31, 2023 to amend the following Ind AS which are effective for annual periods beginning on or after April 1, 2023. The Group applied for the first-time these amendments.

**(i) Definition of Accounting Estimates – Amendments to Ind AS 8**

The amendments clarify the distinction between changes in accounting estimates, changes in accounting policies and the correction of errors. It has also been clarified how entities use measurement techniques and inputs to develop accounting estimates. The amendments had no impact on the Group's consolidated financial statements.

**(ii) Disclosure of Accounting Policies – Amendments to Ind AS 1**

The amendments aim to help entities provide accounting policy disclosures that are more useful by replacing the requirement for entities to disclose their 'significant' accounting policies with a requirement to disclose their 'material' accounting policies and adding guidance on how entities apply the concept of materiality in making decisions about accounting policy disclosures. The amendments have had an impact on the Group's disclosures of accounting policies, but not on the measurement, recognition or presentation of any items in the Group's financial statements.

**(iii) Deferred Tax related to Assets and Liabilities arising from a Single Transaction - Amendments to Ind AS 12**

The amendments narrow the scope of the initial recognition exception under Ind AS 12, so that it no longer applies to transactions that give rise to equal taxable and deductible temporary differences such as leases.

**Standards issued but not yet effective**

There are no standards that are notified and not yet effective as on date.

**3 MATERIAL ACCOUNTING POLICIES :--**

**A Compliance with Ind AS:**

The financial statements have been prepared in accordance with Indian Accounting Standards (Ind AS) as issued under section 133 of Companies Act 2013 read with the Companies (Indian Accounting Standards) Rule, 2015.

During the year the Company has not revalued its borrowings and preference shares as per Ind As and also not amortized interest on the same as per Ind AS

**B Basis for Preparation of Accounts:**

These Consolidated financial statements are prepared in accordance with the Indian Accounting Standard (Ind AS), under the historical cost convention on accrual basis, except for certain financial instruments which are measured at fair values, the provisions of the Companies Act, 2013 ("the Act") and guidelines issued by the Securities and Exchange Board of India (SEBI). The Ind AS are prescribed under Section 133 of the Act read with Rule 3 of the Companies (Indian Accounting Standards) Rules, 2015 and relevant amendment rules issued thereafter.

Accounting policies have been consistently applied, except where a newly-issued accounting standard is initially adopted or a revision to an existing accounting standard requires a change in the accounting policy hitherto in use.

As the year-end figures are taken from the source and rounded to the nearest digits, the figures reported for the previous quarters might not always add up to the year-end figures reported in this statement.

**C Summary of Material Accounting Policies:**

The following are the significant accounting policies applied by the Company in preparing its financial statements consistently to all the periods presented.

**(a) Going concern assumption**

The Group has achieved a turnover of Rs 29,455.55 Lakhs during the fiscal year 2023-2024 (from April 1, 2023, to March 31, 2024), and the financial statements have been prepared assuming that the Group will continue its operations as a going concern.

**(b) Current verses non-current classification**

The group presents assets and liabilities in the Balance Sheet based on current/non-current classification.

An asset is current when it is:

- Expected to be realised or intends to be sold or consumed in the normal operating cycle;
- Held primarily for the purpose of trading;
- Expected to be realised within twelve months after the reporting period; or
- Cash and cash equivalent unless restricted from being exchanged or used to settle a liability for at least twelve months after the reporting period.

All other assets are classified as non-current.

A liability is current when:

- It is expected to be settled in the normal operating cycle;
- It is held primarily for the purpose of trading;
- It is due to be settled within twelve months after the reporting period; or
- There is no unconditional right to defer the settlement of the liability for at least twelve months after the reporting period.

The Company classifies all other liabilities as non-current.

However as CIRP process has been initiated all liabilities towards Banking Facilities have been converted in to Current Demands and hence shown under Current Liabilities.

### Operating cycle

Operating cycle of the Company is the time between the acquisition of assets for processing and their realization in cash or cash equivalents.

As the Company's normal operating cycle is not clearly identifiable, it is assumed to be twelve months.

#### (c) Use of estimates and judgements

The estimates and judgments used in the preparation of the financial statements are continuously evaluated by the Company and are based on historical experience and various other assumption and factors (including expectations of future events) that the Company believes to be reasonable under the existing circumstances. Difference between actual results estimates are recognized in the period in which the result is known/materialized.

The said estimates are based on the facts and events, that existed as at reporting date, or that occurred after that date but provide additional evidence about conditions existing as at the reporting date.

#### (d) Financial instruments

A financial instrument is a contract that gives rise to a financial asset of one entity and a financial liability or equity instrument of another entity.

##### A Financial asset

##### (i) **Classification and measurement Classification**

The Group classifies its financial assets, other than investments in subsidiaries and joint venture in the following measurement categories:

- a. those to be measured subsequently at fair value (either through other comprehensive income, or through profit or loss), and
- b. those measured at amortised cost.

The classification depends on the Company's business model for managing the financial assets and the contractual terms of the cash flows."

For assets measured at fair value, gains and losses will either be recorded in profit or loss or other comprehensive income. For investments in debt instruments, this will depend on the business model in which the investment is held. For investments in equity instruments, this will depend on whether the Company has made an irrevocable election at the time of initial recognition to account for the equity investment at fair value through other comprehensive income.

The Company reclassifies debt investments when and only when its business model for managing those assets changes.

##### **Measurement**

At initial recognition, all financial assets are measured initially at fair value plus, in the case of financial assets not recorded at fair value through profit or loss, transaction costs that are attributable to the acquisition of the financial asset. Transaction costs of financial assets carried at fair value through profit or loss are expensed in profit or loss. Purchase or sales of financial assets that require delivery of assets within a time frame established by regulation or convention in the market place (regular way trade) are recognised on trade date.

### **Debt Instrument**

Subsequent measurement of debt instruments depends on the Company's business model for managing the asset and the cash flow characteristics of the asset. There is only one measurement category into which the Company classifies its debt instruments as follows:

**Amortised cost:** Assets that are held for collection of contractual cash flows where those cash flows represent solely payments of principal and interest are measured at amortised cost. A gain or loss on a debt investment that is subsequently measured at amortised cost and is not part of a hedging relationship is recognised in profit or loss when the asset is derecognised or impaired. Interest income from these financial assets is included in finance income using the effective interest rate method.

### **Trade Receivable**

Trade receivables are recognised initially at fair value and subsequently measured at amortised cost using the effective interest method, less provision for impairment.

### **Cash and Cash equivalents**

For the purpose of presentation in the statement of cash flows, cash and cash equivalents includes cash on hand, deposits held at call with financial institutions, other short-term, highly liquid investments with original maturities of three months or less that are readily convertible to known amounts of cash and which are subject to an insignificant risk of changes in value, and bank overdrafts which are repayable on demand and form an integral part of an entity's cash management system

Other bank overdrafts are shown within borrowings in current liabilities in the balance sheet.

#### **(ii) Impairment of financial assets**

The Group assesses on a forward looking basis the expected credit losses associated with its assets carried at amortised cost. The impairment methodology applied depends on whether there has been a significant increase in credit risk. Note 40.2 details how the Company determines whether there has been a significant increase in credit risk. For trade receivables only, the Company applies the simplified approach permitted by Ind AS 109 Financial Instruments, which requires expected lifetime losses to be recognised from initial recognition of the receivables.

#### **(iii) Derecognition of financial assets**

A financial asset (or, where applicable, a part of a financial asset or part of a group of similar financial assets) is primarily derecognised when:

- The rights to receive cash flows from the financial asset have been transferred, or
- The Company retains the contractual rights to receive the cash flows of the financial asset but assumes a contractual obligation to pay the cashflows to one or more recipients.

When the Company has transferred an asset, it evaluates whether it has transferred substantially all risks and rewards of ownership of the financial asset. In such cases, the financial asset is derecognised. When the Company has not transferred substantially all the risks and rewards of ownership of a financial asset, the financial asset is not derecognised.

When the Company has neither transferred a financial asset nor retains substantially all risks and rewards of ownership of the financial asset, the financial asset is derecognised if the Company has not retained control of the financial asset. When the Company retains control of the financial asset, the asset is continued to be recognised to the extent of continuing involvement of the asset.

#### **(iv) Income recognition**

Interest income from debt instruments is recognised using the effective interest rate method. The effective interest rate is the rate that exactly discounts estimated future cash receipts through the expected life of the financial asset to the gross carrying amount of a financial asset. When calculating the effective interest rate, the Company estimates the expected cash flows by considering all the contractual terms of the financial instrument (for example, prepayment, extension, call and similar options) but does not consider the expected credit losses.

Dividends are recognised in profit or loss only when the right to receive payment is established, it is probable that the economic benefits associated with the dividend will flow to the Company, and the amount of the dividend can be measured reliably.

## **B Financial liabilities**

### **(i) Initial recognition and measurement:**

Financial liabilities are classified, at initial recognition, as financial liabilities at fair value through statement of Profit and Loss, loans and borrowing, payables, or as derivatives designated as hedging instruments in an effective hedge, as appropriate.

All financial liabilities are recognized initially at fair value and, in the case of loans and borrowings and payables, net of directly attributable transaction costs.

The group's financial liabilities include trade and other payables, loans and borrowings including cash credit facilities from banks and derivative financial instruments.

### **(ii) Subsequent measurement:**

The measurement of financial liabilities depends on their classification, as described below:

Financial liabilities at fair value through Statement of Profit and loss. Financial liabilities at fair value through profit and loss include financial liabilities held for trading and financial liabilities designated upon initial recognition at fair value through Profit and loss. Financial liabilities are classified as held for trading if they are incurred for the purpose of repurchasing in the near term. This category also includes derivatives financial instruments entered into by the company that are not designated as hedging instruments in hedge relationships as defined by

#### **Ind AS 109.**

Gains or losses on liabilities held for trading are recognized in the Statement of Profit and loss.

Financial liabilities designated upon initial recognition at fair value through statement of profit and loss are designated as such at the initial date of recognition and only if the criteria in Ind AS 109 are satisfied. For liabilities designated as FVTPL, fair value gains/losses attributable to changes in own credit risks are recognized in OCI. These gains/losses are not subsequently transferred to P&L. However, the company may transfer the cumulative gain or loss within equity. All other changes in fair value of such liability are recognized in the statement of profit and loss.

#### **Loans and borrowings:**

After initial recognition, interest-bearing loans and borrowings are subsequently measured at amortised cost using the EIR method. Gains and losses are recognized in the statement of profit and loss when the liabilities are derecognised as well as through the EIR amortisation process.

Amortised cost is calculated by taking into account any discount or premium on acquisition and fees or costs that are an integral part of the EIR. The EIR amortisation is included as finance costs in the statement of profit and loss.

This category generally applies to borrowings.

#### **Financial guarantee contracts:**

Financial guarantee contracts issued by the company are those contracts that require a payment to be made to reimburse the holder for a loss it incurs because the specified debtor fails to make a payment when due in accordance with the terms of a debt instrument.

Financial guarantee contracts are recognized initially as a liability at fair value through statement of profit and loss (FVTPL), adjusted for transaction costs that are directly attributable to the issuance of the guarantee. Subsequently, the liability is measured at the higher of the amount of loss allowance determined as per impairment requirements of Ind AS 109 and the amount recognized less cumulative amortisation.

### **(iii) Derecognition:**

A financial liability is derecognised when the obligation under the liability is discharged or cancelled or expires. When an existing financial liability is replaced by another from the same lender on substantially different terms, or the terms of an existing liability are substantially modified, such an exchange or modification is treated as the derecognition of the original liability and the recognition of a new liability.

The difference in the respective carrying amounts is recognized in the statement of Profit and loss.



**(e) Derivative financial instrument:**

The Company uses derivative financial instruments, such as forward currency contracts, to hedge its foreign currency risks. Such derivative financial instrument is initially recognized at fair value through consolidated statement of Profit and loss (FVTPL) on the date on which a derivative contract is entered into and is subsequently re-measured at fair value. Derivatives are carried as financial assets when the fair value is positive and as financial liabilities when the fair value is negative.

Any gains or losses arising from changes in the fair value of derivative financial instrument are classified in the consolidated statement of Profit and loss and reported with foreign exchange gains/(loss) not within results from operating activities. Changes in fair value and gains /( losses) on settlement of foreign currency derivative financial instruments relating to borrowings, which have not been designed as hedge are recorded as finance cost.

**(f) Offsetting of financial instruments**

Financial assets and financial liabilities are offset and the net amount is reported in the balance sheet if there is a currently enforceable legal right to offset the recognized amounts and there is an intention to settle on a net basis, to relate the assets and settle the liabilities simultaneously.

**(g) Foreign Currency Transactions:**

The Company's financial statements are presented in INR, which is also the Company's functional and presentation currency.

Transactions in Foreign currency are recorded at the rate of exchange in force at the time transactions are effected and exchange difference, if any, on settlement of transaction is recognized in Profit & Loss Account. Monetary transaction balance other than FCDL as on date of Balance Sheet have been reported at exchange rate on Balance Sheet date and difference charged to profit & loss account.

Forward contract premium paid on forward contracts are amortized to Profit & loss account over life of such contract.

**(h) Fair value measurement**

The Company measures financial instruments such as Investments at fair value at the end of each reporting period.

Fair value is the price that would be received to sell an asset or paid to transfer a liability in an orderly transaction between market participants at the measurement date. The fair value measurement is based on the presumption that the transaction to sell the asset or transfer the liability takes place either:

- In the principal market for the asset or liability
- Or
- In the absence of a principal market, in the most advantageous market for the asset or liability.

The principal or the most advantageous market must be accessible by the Company.

The fair value of an asset or a liability is measured using the assumptions that market participants would use when pricing the asset or liability, assuming that market participants act in their economic best interest.

A fair value measurement of a non-financial asset takes into account market participant's ability to generate economic benefits by using the asset in its highest and best use or by selling it to another market participant that would use the asset in its highest and best use.

The Company uses valuation techniques that are appropriate in the circumstances and for which sufficient data are available to measure fair value, maximising the use of relevant observable inputs and minimising the use of unobservable inputs.

All assets and liabilities for which fair value is measured or disclosed in the financial statements are categorised within the fair value hierarchy, described as follows, based on the lowest level input that is significant to the fair value measurement as a whole:

- Level 1 — Quoted (unadjusted) market prices in active markets for identical assets or liabilities.
- Level 2 — Valuation techniques for which the lowest level input that is significant to the fair value measurement is directly or indirectly observable.
- Level 3 — Valuation techniques for which the lowest level input that is significant to the fair value measurement is unobservable.

For assets and liabilities that are recognised in the financial statements on a recurring basis, the Company determines whether transfers have occurred between levels in the hierarchy by reassessing categorisation (based on the lowest level input that is significant to the fair value measurement as a whole) at the end of each reporting period.

The Company's Management determines the policies and procedures for both recurring fair value measurement, such as derivative instruments and for non-recurring measurement, such as asset held for sale.

External valuers are involved for valuation of significant assets, such as properties. Involvement of external valuers is decided upon annually by the management after discussion with and approval by the Company's Audit Committee. Selection criteria include market knowledge, reputation, independence and whether professional standards are maintained. Management decides, after discussions with the Company's external valuers, which valuation techniques and inputs to use for each case.

However, such fair value report is not available for all assets except equity investment as on 31<sup>st</sup> March, 2020, Hence impairment Loss not booked for immovable properties.

At each reporting date, management analyses the movements in the values of assets and liabilities which are required to be re-measured or re-assessed as per the Company's accounting policies. For this analysis, The Management verifies the major inputs applied in the latest valuation by agreeing the information in the valuation computation to contracts and other relevant documents.

The Management, in conjunction with the Company's external valuers, also compares the change in the fair value of each asset and liability with relevant external sources to determine whether the change is reasonable on yearly basis.

For the purpose of fair value disclosures, the Company has determined classes of assets and liabilities on the basis of the nature, characteristics and risks of the asset or liability and the level of the fair value hierarchy, as explained above. This note summarises accounting policy for fair value. Other fair value related disclosures are given in the relevant notes.

- Significant accounting judgements, estimates and assumptions
- Quantitative disclosures of fair value measurement hierarchy
- Property, plant and equipment & Intangible assets measured at fair value on the date of transition
- Investment properties
- Financial instruments (including those carried at amortised cost)

#### (i) **Property, plant and equipment**

Property, plant and equipment are stated at cost, less accumulated depreciation and impairment, if any. Costs directly attributable to acquisition are capitalized until the property, plant and equipment are ready for use, as intended by the Management. The charge in respect of periodic depreciation is derived after determining an estimate of an asset's expected useful life and the expected residual value at the end of its life.

The Company depreciates property, plant and equipment over their estimated useful lives using the straight-line method.

Schedule II to the Act prescribes the useful lives for various class of assets. For certain class of assets, based on technical evaluation and assessment, Management believes that the useful lives adopted by it reflect the periods over which these assets are expected to be used.

Accordingly for those assets, the useful lives estimated by the management are different from those prescribed in the Schedule.

Management's estimates of the useful lives for various class of PPE are as given below:

<b>Assets</b>	<b>Useful Life</b>
Building	0 -30 years
Plant & Machinery-Continue process	8 years
Plant & Machinery- Normal Process	15 years
Electric Installation	10 years
D. G. Set	10 years
Office Equipment	5 years
Furniture	10 years

<b>Assets</b>	<b>Useful Life</b>
Vehicle	8 years
Air Conditioner	10 years
Computeres	3 years

### **Derecognition**

An item of property, plant and equipment is derecognised upon disposal or when no future economic benefits are expected from its use or disposal. Any gain or loss arising on derecognition of the asset (calculated as the difference between the net disposal proceeds and the carrying amount of the asset ) is included in the Statement of Profit and Loss when the asset is derecognised. However as stated above

No Impairment loss is booked on 31<sup>st</sup> March, 2024.

### **Depreciation**

Depreciation on property, plant and equipment is provided so as to write off the cost of assets less residual values over their useful lives of the assets, using the straight line method as prescribed under PartC of Schedule II to the Companies Act 2013.

When parts of an item of property , plant and equipment have different useful life, they are accounted for as separate items (Major Components) and are depreciated over their useful life or over the remaining useful life of the principal assets whichever is less.

Depreciation for assets purchased/sold during a period isproportionately charged for the period of use, irrespective of actual operation and uses of the assets in question.

### **(j) Intangible Assets**

Intangible assets acquired separately are measured on initial recognition at cost. Following initial recognition, Intangible assets are carried at cost less accumulated amortization and accumulated impairment losses, if any. The useful lives of intangible assets are assessed as either finite orindefinite.

Intangible assets with finite lives are amortized over their useful economic lives and assessed for impairment whenever there is an indication that the intangible asset may be impaired. The amortization period and the amortization method for an intangible asset with a finite useful life are reviewed at least at the end of each reporting period. Changes in the expected useful life or the expectedpattern of consumption of future economic benefits embodied inthe assets are considered to modify the amortization period or method, as appropriate , and are treated as changes in accounting estimates . The amortization expense on intangible assets with finite lives is recognised in the Statement of Profit and Loss . Intangible assets with indefinite useful lives are not amortized, but are tested for impairment annually , either individually or at the cash generating unit level. The assessment of indefinite life is reviewed annually to determine whether the indefinite life continues to be supportable. If not, the change in useful life from indefinite to finite is made on a prospective basis.

Gains or losses arising from derecognition of an intangible asset are measured as the difference between the net disposal proceeds and the carrying amount of the asset and are recognised in the Statementof Profit and Loss when the asset is derecognised.

### **Amortisation**

Software is amortized over management estimate of its useful life of 3 years.

### **Impairment of non-financial assets**

The Company assesses at each reporting date whether there is an indication that an asset may be impaired. If any indication exists, the Company estimates the asset's recoverable amount. An asset's recoverable amount is the higher of an asset's or cash generating unit's (CGU) net selling price and its value in use. The recoverable amount is determined for an individual asset, unless the asset does not generate cash inflows that are largely independent of those from other assets or groups of assets. Where the carrying amount of an asset or CGU exceeds its recoverable amount, the asset is considered impaired and is to its recoverable amount.

In assessing value in use , the estimated future cash flows are discounted to their present value using a pre-tax discount rate that reflects current market assessments of the time value of money and the risks specific to the asset. In determining net selling price, recent market transactions are taken into account , if available . If no such transactions can be identified, an appropriate valuation model is used.

**(k) Inventories**

Inventories of Raw material, Work-in-progress, finished goods and Stock-in-trade are valued at the lower of cost and net realizable value. However, Raw material and other items held for use in the production of inventories are not written down below cost if the finished products in which they will be incorporated are expected to be sold at or above cost.

Costs incurred in bringing each product to its present location and conditions are accounted for as follows:

- Raw materials: cost includes cost of purchase and other costs incurred in bringing the inventories to their present location and condition. Cost is determined on first in, first out basis.
- Finished goods and work in progress: cost includes cost of direct materials and Labours and a proportion of manufacturing overheads based on the normal operating capacity, but excluding borrowing costs. Cost is determined on first in, first out basis
- Traded goods: cost includes cost of purchase and other costs incurred in bringing the inventories to their present location and condition.

Cost is determined on weighted average basis.

All other inventories of stores, consumables, project material at site are valued at cost or NRV whichever is low. The stock of waste is valued at net realisable value.

Net realisable value is the estimated selling price in the ordinary course of business, less estimated costs of completion and the estimated costs necessary to make the sale.

**(l) Revenue Recognition:****a - Sale of Goods**

- \* Revenue is recognised upon transfer of control of promised goods to customers in an amount that reflects the consideration which the Company expects to receive in exchange for those goods.
- \* Revenue from the sale of goods is recognised at the point in time when control is transferred to the customer which is usually on dispatch / delivery of goods, based on contracts with the customers.
- \* Revenue towards satisfaction of performance obligation is measured based on the transaction price, which is the consideration, adjusted for volume discounts, price concessions, incentives, and returns, if any, as specified in the contracts with the customers.
- \* Revenue excludes taxes collected from customers on behalf of the government. Accruals for discounts/incentives and returns are estimated (using the most likely method) based on accumulated experience and underlying schemes and agreements with customers.

Due to the short nature of credit period given to customers, there is no financing component in the contract."

The Company does not expect to have any contracts where the period between the transfer of the promised goods or services to the customer and payment by the customer exceeds one year. As a consequence, it does not adjust any of the transaction prices for the time value of money.

Revenue from the sale of goods is measured at the fair value of the consideration received or receivable including net of returns and allowances, trade discounts, volume rebates and GST.

**b - Interest income**

Interest is recognized on a time proportion basis taking into account the amount outstanding and the applicable interest rate.

**c - Dividend**

Dividend Income is recognised when the Company's right to receive established which is generally occur when the shareholders approve the dividend.

**(m) Taxes on Income**

Tax expense comprises of current income tax and deferred tax.

**Current income tax**

Current income tax assets and liabilities are measured at the amount expected to be recovered from or paid to the taxation authorities.

The tax rates and tax laws used to compute the amount are those that are enacted or substantively enacted, at the reporting date.

Current income tax relating to items recognised outside the statement of Profit and Loss is recognised outside the statement of Profit and Loss (either in other comprehensive income or in equity). Deferred tax items are recognised in correlation to the underlying transaction either in OCI or directly in equity.

Management periodically evaluates positions taken in the tax returns with respect to situations in which applicable tax regulations are subject to interpretation and establishes provision where appropriate.

### Deferred Income Tax

Deferred income tax is provided using the liability method on temporary differences arising between the tax bases of assets and liabilities and their carrying amounts for financial reporting purpose at the reporting date.

Deferred tax liabilities are recognized for all taxable temporary differences, except.

- When the Deferred tax liability arises from the initial recognition of goodwill or an asset or liability in a transaction other than a business combination that at the time of the transaction affects neither accounting profit nor taxable profit or loss;
- In respect of taxable temporary differences associated with investments in subsidiaries, when the timing of the reversal of the temporary differences can be controlled and it is probable that the differences will not reverse in the foreseeable future.

Deferred tax assets are recognized for all deductible temporary differences, the carry forward of unused tax credits and any unused tax losses. Deferred tax assets are recognized to the extent it is probable that future taxable amounts will be available against the deductible temporary differences and the carry forward of unused tax credits and unused tax losses can be utilised except:

- When the Deferred Tax Assets arises relating to the deductible temporary difference arises from the initial recognition of an Assets or Liabilities in a transaction other than a business combination that at the time of the transaction affects neither accounting Profit nor Taxable Profit Or Loss.
- In respect of deductible temporary differences associated with investments in subsidiaries, associates and interests in joint arrangements, deferred tax assets are recognised only to the extent that it is probable that the temporary differences will reverse in the foreseeable future and taxable profit will be available against which the temporary differences can be utilised.

The carrying amount of deferred tax assets is reviewed at each reporting date and reduced to the extent that it is no longer probable that sufficient taxable profit will be available to allow all or part of the deferred tax assets to be utilised. Unrecognized deferred tax assets are re-assessed at each reporting date and are recognised to the extent that it has become probable that future taxable profits will allow the deferred tax asset to be recovered.

Deferred tax assets and liabilities are measured at the tax rates that are expected to apply in the year when the asset is realised or the liability is settled, based on tax rates (and tax laws) that have been enacted or substantively enacted at the reporting date.

Deferred tax relating to items recognised outside the statement of Profit and Loss is recognised outside the statement of Profit and Loss. Deferred tax items are recognised in correlation to the underlying transaction either in other comprehensive income or directly in equity.

Deferred tax assets and deferred tax liabilities are offset if a legally enforceable right exists to set off current tax assets against current tax liabilities and the deferred taxes relate to the same taxable entity and the same taxation authority.

## (n) Employee benefits

### Short-term obligations

Liabilities for wages and salaries, including non-monetary benefits that are expected to be settled wholly within 12 months after the end of the period in which the employees render the related service are recognized in respect of employees

services up to the end of the reporting period and are measured at the amounts expected to be paid when the liabilities are settled. The liabilities are presented as current employee benefit obligations in the balance sheet.

#### Other long-term employee benefit obligations

The liabilities for earned leave and sick leave are not expected to be settled wholly within 12 months after the end of the period in which the employees render the related service. They are therefore measured as the present value of expected future payments to be made in respect of services provided by employees up to the end of the reporting period on government bonds using the projected unit credit method. The benefits are discounted using the market yields at the end of the reporting period that have terms approximating to the terms of the related obligation. Remeasurements as a result of experience adjustments and changes in actuarial assumptions are recognised in profit or loss.

The obligations are presented as current liabilities in the balance sheet if the Company does not have an unconditional right to defer settlement for at least twelve months after the reporting period, regardless of when the actual settlement is expected to occur.

#### Post-employment obligations

The Company operates the following post-employment schemes:

- a) defined benefit plans such as gratuity and
- b) defined contribution plans such as provident fund.

#### Defined benefit plan

The liability or asset recognised in the balance sheet in respect of defined benefit gratuity plans is the present value of the defined benefit obligation at the end of the reporting period less the fair value of plan assets. The defined benefit obligation is calculated annually by actuaries using the projected unit credit method.

The present value of the defined benefit obligation is determined by discounting the estimated future cashout flows by reference to market yields at the end of the reporting period on government bonds that have terms approximating to the terms of the related obligation. The net interest cost is calculated by applying the discount rate to the net balance of the defined benefit obligation and the fair value of plan assets. This cost is included in employee benefit expense in the statement of profit and loss.

Remeasurement gains and losses arising from experience adjustments and changes in actuarial assumptions are recognised in the period in which they occur, directly in other comprehensive income. They are included in retained earnings in the statement of changes in equity and in the balance sheet.

Changes in the present value of the defined benefit obligation resulting from plan amendments or curtailments are recognised immediately in profit or loss as past service cost.

#### Defined contribution plans

The Company pays provident fund contributions to publicly administered provident funds as per local regulations. The Company has no further payment obligations once the contributions have been paid. The contributions are accounted for as defined contribution plans and the contributions are recognised as employee benefit expense when they are due. Prepaid contributions are recognised as an asset to the extent that a cash refund or a reduction in the future payments is available.

#### (o) Export incentives

Export incentives under various schemes notified by government are accounted for, in the year of exports based on eligibility and when there is no uncertainty in receiving the same.

#### (p) Investment and other Financial Assets

Financial assets are recognized and measured in accordance with Ind AS 109 – Financial Instruments. Accordingly, the company recognizes financial asset only when it has contractual right to receive cash or other financial assets from another Company.

##### a. Initial recognition and measurement

All financial assets, except investment in subsidiary are measured initially at fair value plus, transaction costs that are attributable to the acquisition of the financial asset. The transaction cost incurred for the purchase of financial assets held at fair value through profit or loss is expensed in the statement of Profit and Loss immediately.

##### b. Subsequent measurement

For the purpose of Subsequent measurement financial assets are classified in three categories:

- Measured at amortised cost
- Measured at fair value through other comprehensive income (FVOCI)
- Measured at fair value through Profit and Loss (FVTPL)

**(q) Debt instruments at amortised cost**

Assets that are held for collection of contractual cash flows where those cash flows represent solely payments of principal and interest are measured at amortised cost. Financial assets are accounted for at amortized cost using the effective interest method. This category comprises trade accounts receivable, loans, cash and cash equivalents, bank balances and other financial assets. A gain or loss on a debt instrument that is subsequently measured at amortized cost and is not part of a hedging relationship that is recognized in the Statement of Profit and Loss when the asset is derecognized or impaired. Interest income from these financial assets is included in finance income using the effective interest rate method.

**Debt instruments at fair value through other comprehensive income (FVOCI)**

Assets that are held for collection of contractual cash flows and for selling the financial assets, where the assets' cash flows represent solely payments of principal and interest, are measured at fair value through Other Comprehensive Income (FVOCI).

The movement in carrying amount are taken through Other Comprehensive Income, except for the recognition of impairment gains or losses, interest revenue and foreign exchange gains and losses which are recognized in the Statement of Profit and Loss. When the financial asset is derecognized, the cumulative gain or loss previously recognized in Other Comprehensive Income is reclassified from equity to the Statement of Profit and Loss and recognized in other gains/ (losses). Interest income from these financial assets is included in finance income using the effective interest rate method.

**Debt instruments at fair value through Profit and Loss (FVTPL)**

FVTPL is a residual category for debt instruments. Any debt instrument, which does not meet the criteria for categorisation at amortized cost or FVTOCI, is classified as at FVTPL. Debt instruments included within the FVTPL category are measured at fair value with all changes recognised in the Statement of Profit and Loss.

**(r) Equity Investments:**

All equity investments, except in subsidiary are measured at cost in scope of Ind AS 109 are measured at fair value. For all other equity instruments, the company may make an irrevocable election to present in other comprehensive income subsequent changes in the fair value. The company makes such election on an instrument-by-instrument basis. The classification is made on initial recognition and is irrevocable.

If the company decides to classify an equity instruments as a FVTOCI, then all fair value changes on the instrument, excluding dividends, are recognized in other comprehensive income (OCI). There is no recycling of the amounts from OCI to Statement of Profit and Loss, even on sale of Investment. However, the company may transfer the cumulative gain or loss within equity.

Equity instruments included within the FVTPL category are measured at fair value with all changes recognised in the Statement of Profit and Loss.

**Derecognition**

A financial asset (or, where applicable, a part of financial asset or part of a group of similar financial assets) is primarily derecognised (i.e. removed from the company's Balance sheet) when:

- The rights to receive Cash flows from the ASSET have expired, or
- The company has transferred substantially all the risks and rewards of the asset

Investments in shares are stated at market value as on date of Balance Sheet and M to M gain / loss is shown in profit and loss account.

**(s) Borrowing cost**

Borrowing costs directly attributable to the acquisition, construction or production of an asset that necessarily takes a substantial period of time to get ready for its intended use or sale are capitalized as part of the cost of the respective asset.

All other borrowing costs are expensed in the period in which they occur. Borrowing costs consist of interest and other costs that the Company incurs in connection with the borrowing of funds. Borrowing cost also includes exchange differences to the extent regarded as an adjustment to the borrowing costs.

**(t) Provisions, contingent liabilities and contingent assets**

Provisions are recognized when the Company has a present obligation (legal or constructive) as a result of a past event, it is probable that an outflow of resources embodying economic benefit will be required to settle the obligation and a reliable estimate can be made of the amount of the obligation. These are reviewed at each Balance Sheet date and adjusted to reflect the current best estimates.

Contingent liabilities are not recognized but are disclosed in the notes. Contingent assets are neither recognised nor disclosed in the financial statements

**(u) Related Party Transactions:**

Disclosure of transactions with Related Parties, as required by Ind AS 24 "Related Party Disclosures" has been set out in a separate statement annexed to this Schedule as per Note no. 37. Related Parties as defined in Ind AS 24 have been identified on the basis of representations made by key managerial personnel and information available with the Company.

**(v) Provisions:**

A provision is recognized when Company has a legal and constructive obligation as a result of a past event, for which it is probable that cash outflow will be required and a reliable estimate has been made of the amount of the obligation. Accordingly, provision for income tax payable has not been done. MAT credit of ₹ Nil (P.Y. ₹ Nil) lakhs and unabsorbed depreciation of ₹ 729.71 (P.Y. ₹ 738.73) lakhs have been ignored for the purpose of DTA provision.

**(w) Classification of Subsidy Receivable into Current and Non-Current Asset:**

- (a) The Company has received eligibility certificate from concerned department regarding VAT concession for amount of Subsidy of ₹ 3066.38 Lakhs for 8 years in equal installments. The VAT Concession is for the period of 8 years from 01-01-2014 to 31-01-2021. Amount under Subsidy receivable is treated as Non –Current Assets. The status of subsidy amount as per certificate received from concerned authorities is as under.

Particulars	Details	Amount
Period (8 Years)	01.01.2014 to 31.12.21	8
Entitlement Certificate No.-Commercial Tax Department issued on 16.06.16	GUJ TIS 160616 000199	
Eligibility Certificate No. - DIC issued on 19.10.15	IC\Salt-Tex\147\1121480	
Total Certificate Amount and per year income to be Booked	Total ₹ 3,066.38 lakhs	₹ 383.30 lakhs
Nos of Years for which income has been Booked till 2018-19		5
Income Booked- Till 2018-19		₹ 1,916.50 lakhs
Income Received / Expenses Booked		₹ 1197.66 lakhs
Eligible Amount to be Claimed for reimbursement/refund from respected authorities		Rs0.00 lakhs
(Subject to filing of claim and its approval from concerned authorities.) (Shown under Current Assets)		Nil
Other Non- Current Assets ( Balance Amount)		₹ 718.84 lakhs



- (b) The Group has Interest receivable under TUFF Scheme in Textile Policy. The amount receivable under TUFF scheme treated as Non-Current Assets. The status of amount interest receivable under TUFF Scheme from concerned authorities are as under.

(₹ in Lakhs)

<b>Particular</b>	<b>Due Period</b>	<b>Interest Receivable</b>
Interest Refundable from Gujarat Govt.	October to Decemebr – 2018	₹ 21.63
Interest Refundable from Cent. Govt.	March to May – 2018	₹ 0.22
Interest Refundable from Cent. Govt.	October to December – 2017	₹ 18.71
Interest Refundable from Cent. Govt.	January to March – 2018	₹ 17.49
Interest Refundable from Cent. Govt.	April to June – 2018	₹ 16.72
Interest Refundable from Cent. Govt.	July to September – 2018	₹ 15.65
Interest Refundable from Cent. Govt.	October to December – 2018	₹ 14.41
<b>TOTAL</b>		<b>₹ 104.83</b>

- (c) The Group has receivable under Income Tax Refund which are shows as below, treated as Current Assets :

(₹ in Lakhs)

<b>Particulars</b>	<b>Amount</b>
TCS On Purchase 20-21	1.22
TCS On Purchase 23-24	0.64
TDS Receivable 2020-21	0.83
TDS Receivable 2021-22	29.02
TDS Receivable 2022-23	20.88
TDS Receivable 2023-24	30.56
Income Tax Ay 2014-15	16.07
Income Tax Ay 2016-17	22.00
Income Tax Refund Receivable	1.09
<b>TOTAL</b>	<b>122.30</b>

- (x) Previous year figures have been regrouped and rearranged, wherever necessary, to make them comparable with the current year figures.

# Notes to the Consolidated Financial Statements

## NOTE 4(A): PROPERTY, PLANT AND EQUIPEMENT

Particulars	Depreciation Rate										Grand Total
	Land	Building	Plant & Machinery - Normal Process	Plant & Machinery - Continuous Process	Electric Installation	Office Equipment	Furniture	Vehicle	Air Conditioner	Computer	
	0.00%	3.17%	6.33%	11.88%	9.50%	19.00%	9.50%	11.88%	9.50%	31.67%	(₹ in Lakhs)
<b>Gross block (at cost)</b>											
<b>As at 1st April 2022</b>	<b>2,009.79</b>	<b>2,208.61</b>	<b>3,563.11</b>	<b>8,023.66</b>	<b>748.91</b>	<b>73.41</b>	<b>100.03</b>	<b>68.05</b>	<b>24.99</b>	<b>92.34</b>	<b>16,912.89</b>
Additions during the year	-	124.41	221.32	910.54	945	9.38	5.48	23.72	0.29	5.03	1,309.62
Deletion /Addition of Assets	-	30.23	3.16	192.44	4.31	-	6.07	-	-	1.03	237.24
<b>As at 31 March 2023</b>	<b>2,009.79</b>	<b>2,302.80</b>	<b>3,781.26</b>	<b>8,741.76</b>	<b>754.04</b>	<b>82.79</b>	<b>99.44</b>	<b>91.77</b>	<b>25.28</b>	<b>96.34</b>	<b>17,985.27</b>
Additions during the year	-	0.00	252.38	-	0.30	4.73	12.44	5.75	24.10	2.34	302.04
Deletion /Addition of Assets	-	82.98	161.50	-	0.41	0.25	-	-	-	-	245.13
Transfer of Assets	-	-	3,808.40	(3,797.17)	0.42	(4.31)	(1.59)	(5.75)	-	-	(0.00)
<b>As at 31st March, 2024</b>	<b>2,009.79</b>	<b>2,219.82</b>	<b>7,680.54</b>	<b>4,944.60</b>	<b>754.35</b>	<b>82.96</b>	<b>110.29</b>	<b>91.77</b>	<b>49.38</b>	<b>98.69</b>	<b>18,042.18</b>
<b>Accumulated depreciation</b>											
<b>As at 1st April 2022</b>	<b>-</b>	<b>722.81</b>	<b>2,296.42</b>	<b>5,326.15</b>	<b>432.71</b>	<b>45.61</b>	<b>63.47</b>	<b>10.14</b>	<b>21.67</b>	<b>84.22</b>	<b>9,003.20</b>
Additions during the year	-	69.01	135.86	446.60	49.95	4.61	3.86	9.99	0.66	2.86	723.40
Deletion /Addition of Assets	-	0.05	0.08	15.87	0.33	-	0.50	-	-	0.31	17.14
<b>As at 31 March 2023</b>	<b>-</b>	<b>791.78</b>	<b>2,432.20</b>	<b>5,756.89</b>	<b>482.33</b>	<b>50.22</b>	<b>66.83</b>	<b>20.13</b>	<b>22.33</b>	<b>86.77</b>	<b>9,709.47</b>
Additions during the year	-	72.20	520.33	53.15	47.92	7.31	3.81	10.71	3.84	2.79	722.04
Deletion /Addition of Assets	-	-	42.37	-	-	0.02	-	-	-	-	42.39
Transfer of Assets	-	-	1,067.23	(1,067.23)	-	-	-	-	-	-	-
<b>As at 31st March, 2024</b>	<b>-</b>	<b>863.97</b>	<b>3,977.38</b>	<b>4,742.82</b>	<b>530.25</b>	<b>57.51</b>	<b>70.64</b>	<b>30.84</b>	<b>26.17</b>	<b>89.55</b>	<b>10,389.12</b>
<b>Net block</b>											
<b>As at 31 March 2023</b>	<b>2,009.79</b>	<b>1,511.02</b>	<b>1,349.07</b>	<b>2,984.88</b>	<b>271.71</b>	<b>32.57</b>	<b>32.61</b>	<b>71.64</b>	<b>2.95</b>	<b>9.58</b>	<b>8,275.80</b>
<b>As at 31<sup>st</sup> March, 2024</b>	<b>2,009.79</b>	<b>1,355.85</b>	<b>3,703.16</b>	<b>201.78</b>	<b>224.10</b>	<b>25.45</b>	<b>39.65</b>	<b>60.93</b>	<b>23.21</b>	<b>9.14</b>	<b>7,653.06</b>

# Notes to the Consolidated Financial Statements

## NOTE 4 (B): ROU ASSETS

Particulars	(₹ in Lakhs)
<b>As at 1<sup>st</sup> April 2022</b>	-
Additions / adjustments during the year	107.32
Disposal / adjustments of Assets	-
<b>As at 31 March 2023</b>	<b>107.32</b>
Additions / adjustments during the year	
Disposal / adjustments of Assets	107.32
<b>As at 31 March 2024</b>	<b>(0.00)</b>
Accumulated depreciation	
<b>As at 1<sup>st</sup> April 2022</b>	-
Charge for the year	15.33
Disposal / adjustments	-
<b>As at 31<sup>st</sup> March 2023</b>	<b>15.33</b>
Charge for the year	7.66
Disposal / adjustments	23.00
<b>As at 31 March 2024</b>	<b>(0.00)</b>
Net block	91.99
<b>As at 31 March 2024</b>	<b>0.00</b>

## NOTE 4 (C) : \*TITLE DEEDS OF THE FOLLOWING IMMOVABLE PROPERTY NOT HELD IN NAME OF THE COMPANY

Relevant line item in the Balance sheet	Description of item of property	Gross carrying value	Title deeds held in the name of	Whether title deed holder is a promoter, director or relative of promoter/director or employee of promoter/director	Reason for not being held in the name of the company
PPE	LAND	19,83,93,617	Government of Gujarat	No	It is on long term lease from government of Gujarat

## NOTE 4 (D) : CAPITAL WORK IN PROGRESS

(₹ in Lakhs)

Particulars	As at March 31, 2024	As at March 31, 2023
Opening carrying value as at beginning of the year	111.78	-
Additions / adjustments	17.21	111.78
Transfer to property, plant and equipment	17.78	-
<b>Closing carrying value as at the end of the year</b>	<b>111.21</b>	<b>111.78</b>

## NOTE 4 (E) : INTANGIBLE ASSETS UNDER DEVELOPMENT

(₹ in Lakhs)

Particulars	As at March 31, 2024	As at March 31, 2023
Opening carrying value as at beginning of the year	-	-
Additions / adjustments	264.25	-
Transfer to property, plant and equipment	-	-
<b>Closing carrying value as at the end of the year</b>	<b>264.25</b>	<b>-</b>

## CAPITAL-WORK-IN-PROGRESS (CWIP)

# Notes to the Consolidated Financial Statements

## Capital work in progress and Intangible assets under development for the year 2023-24

Capital work in progress and Intangible assets under development	Amount in CWIP for a period of				
	Less than 1	1-2	2-3	More than 3	Total
	Years	Years	Years	Years	
Projects in progress	264.25	111.21	-	-	375.45
Projects temporarily suspended	-	-	-	-	-
Project transfer to Intangible assets under Development	-	-	-	-	-
	<b>264.25</b>	<b>111.21</b>	<b>-</b>	<b>-</b>	<b>375.45</b>

## Capital work in progress and Intangible assets under development for the year 2022-23

Capital work in progress and Intangible assets under development	Amount in CWIP for a period of				
	Less than 1	1-2	2-3	More than 3	Total
	Years	Years	Years	Years	
Projects in progress	111.78	-	-	-	111.78
Projects temporarily suspended	-	-	-	-	-
	<b>111.78</b>	<b>-</b>	<b>-</b>	<b>-</b>	<b>111.78</b>

## NOTE 5: OTHER NON-CURRENT INVESTMENT

(₹ in Lakhs)

Particulars	As at	As at
	March 31, 2024	March 31, 2023
<b>Investment with Quoted Shares (fully paid up) (at cost) :-</b>		
Vera Synthetics Limited	39.00	54.94
( 75,000 Shares face value @ ₹ 10/- each per share fully paid up at 40/- each Per share)		
	<b>( A ) 39.00</b>	<b>54.94</b>
<b>Investment in Joint Venture (at cost)</b>		
<b>Unquoted</b>		
HCP Plastene Bulkpack PLT-Malaysia	5.57	-
	<b>( B ) 5.57</b>	<b>-</b>
	<b>( A + B ) 44.57</b>	<b>54.94</b>
Aggregate value of quoted Investments	39.00	54.94
Aggregate value of unquoted Investments in Joint Venture	5.57	-
	<b>44.57</b>	<b>54.94</b>

## NOTE 6: OTHER FINANCIAL ASSETS

(₹ in Lakhs)

Particulars	As at	As at
	March 31, 2024	March 31, 2023
(Unsecured considered good)		
Bank Balances Held as Margin Money in FDR Form	4.50	28.51
Security Deposits	215.29	245.83
	<b>219.79</b>	<b>274.34</b>

# Notes to the Consolidated Financial Statements

## NOTE 7: DEFERRED TAX ASSETS (NET)

Particulars	(₹ in Lakhs)	
	As at March 31, 2024	As at March 31, 2023
Deferred Tax Assets	2,602.33	2,514.61
	<b>2,602.33</b>	<b>2,514.61</b>

## NOTE 8: OTHER NON-CURRENT ASSETS

Particulars	(₹ in Lakhs)	
	As at March 31, 2024	As at March 31, 2023
Interest receivable under TUFF	104.83	104.83
Balances with Government Authorities	718.84	718.84
	<b>823.67</b>	<b>823.67</b>

## NOTE 9: INVENTORIES

Particulars	(₹ in Lakhs)	
	As at March 31, 2024	As at March 31, 2023
(As taken, valued & certified by the management)		
Raw Materials	686.91	1,047.06
Stock in Progress	0.33	1.95
Finished Goods	2,721.07	1,524.98
Consumable Stores (Incl. Maint. Spares)	162.46	156.49
	<b>3,570.77</b>	<b>2,730.48</b>

## NOTE 10: CURRENT INVESTMENTS

Particulars	(₹ in Lakhs)	
	As at March 31, 2024	As at March 31, 2023
Investment in Quoted shares	8.29	6.66
	<b>8.29</b>	<b>6.66</b>
<b>Details of Securities</b>	<b>MV on 31.03.24</b>	<b>MV on 31.03.23</b>
<b>P.G.ElectroPlast Limited</b>	8.29	6.66
(500 Shares Face Value ₹ 10/- per Share Fully Paid, Prev. Year 500 Shares @10/- each)	8.29	6.66

## NOTE 11: TRADE RECEIVABLE

Particulars	(₹ in Lakhs)	
	As at March 31, 2024	As at March 31, 2023
Unsecured, Considered Good	5,645.47	2,739.51
Trade Receivable - Credit Impaired	222.87	280.09
<b>Total Debtors</b>	<b>5,868.34</b>	<b>3,019.60</b>
Less : Allowance for expected credit loss	222.87	280.09
<b>Total Debtors</b>	<b>5,645.47</b>	<b>2,739.51</b>
Receivable From Related Party (refer Note No. 37)	3,114.63	339.88
Receivable From Others	2,530.84	2,399.63
	<b>5,645.47</b>	<b>2,739.51</b>

# Notes to the Consolidated Financial Statements

## Allowance for expected credit loss (ECL)

\* Allowance for expected credit loss is calculated based on the ECL model as described under Ind AS 109

### Movement in allowance for expected credit loss :

(₹ in Lakhs)

Particulars	As at March 31, 2024	As at March 31, 2023
Balance at the beginning of the year	280.09	279.40
Add : Allowances for the year	-	0.69
Less: Reversal of allowances	57.22	-
<b>Balance at the end of the year</b>	<b>222.87</b>	<b>280.09</b>

### NOTE : 11 (A) Ageing of Trade Receivable as on 31st March 2024

(₹ in Lakhs)

Particulars	Less than 6 months	6 Months to 12 Months	1 - 2 year	2 - 3 year	More than 3 years	Total
(i) Undisputed Trade receivables — considered good	5,563.01	71.51	10.95	-	-	5,645.47
(ii) Undisputed Trade Receivables — which have significant increase in credit risk	-	-	-	-	-	-
(iii) Undisputed Trade Receivables — credit impaired	-	-	-	-	222.87	222.87
(iv) Disputed Trade Receivables — considered good	-	-	-	-	-	-
(vi) Disputed Trade Receivables — credit impaired	-	-	-	-	-	-
<b>Total</b>	<b>5,563.01</b>	<b>71.51</b>	<b>10.95</b>	<b>-</b>	<b>222.87</b>	<b>5,868.34</b>

### NOTE : 11 (B) Ageing of Trade Receivable as on 31st March 2023

(₹ in Lakhs)

Particulars	Less than 6 months	6 Months to 12 Months	1 - 2 year	2 - 3 year	More than 3 years	Total
(i) Undisputed Trade receivables — considered good	2,583.99	1.86	153.58	0.08	-	2,739.51
(ii) Undisputed Trade Receivables — which have significant increase in credit risk	-	-	-	-	-	-
(iii) Undisputed Trade Receivables — credit impaired	-	-	-	0.69	279.40	280.09
(iv) Disputed Trade Receivables — considered good	-	-	-	-	-	-
(vi) Disputed Trade Receivables — credit impaired	-	-	-	-	-	-
<b>Total</b>	<b>2,583.99</b>	<b>1.86</b>	<b>153.58</b>	<b>0.77</b>	<b>279.40</b>	<b>3,019.60</b>

# Notes to the Consolidated Financial Statements

## NOTE 12: CASH & CASH EQUIVALENTS

(₹ in Lakhs)

Particulars	As at	As at
	March 31, 2024	March 31, 2023
A) Cash in hand	1.01	1.27
B) Bank Balances	23.31	121.21
C) Other Bank Balances in FDR Form	47.63	14.05
	<b>71.95</b>	<b>136.53</b>

## NOTE 13: SHORT TERM LOANS & ADVANCES

(₹ in Lakhs)

Particulars	As at	As at
	March 31, 2024	March 31, 2023
Advances recoverable in cash or kind	611.78	610.37
Advance Paid to Supplier / Service Provider	575.46	530.77
Advance Paid to Supplier towards Capital Goods	0.02	168.80
Staff & Other Advance	12.83	9.07
	<b>1,200.09</b>	<b>1,319.01</b>

## NOTE 14: OTHER CURRENT ASSETS

(₹ in Lakhs)

Particulars	As at	As at
	March 31, 2024	March 31, 2023
(Unsecured, Considered Good)		
Dues with Revenue Authorities		
Income Tax Assets	122.30	112.59
GST Receivable	400.38	471.26
Export incentives receivable	209.74	1.85
Insurance Claim Receivable	291.65	291.66
Other Current Receivable	-	0.59
Interest Receivable on Security Deposit UGVCL	5.33	-
Prepaid Expenses	27.11	45.53
	<b>1,056.51</b>	<b>923.48</b>

## NOTE 15: EQUITY SHARE CAPITAL

(₹ in Lakhs)

Particulars	As at	As at
	March 31, 2024	March 31, 2023
<b>Authorised Share Capital:</b>		
<b>Equity Share Capital</b>		
1,60,00,000 of ₹ 10/- each ( Previous Year 1,60,00,000 of ₹ 10/- each)	2,100.00	1,600.00
<b>Preference Share Capital</b>		
0.01% Cumulative Redeemable Preference Shares		
5,00,000 of ₹ 100/- each. ( Previous Year 5,00,000 of ₹ 100/- each.)	500.00	500.00
	<b>2,600.00</b>	<b>2,100.00</b>

# Notes to the Consolidated Financial Statements

(₹ in Lakhs)

Particulars	As at	As at
	March 31, 2024	March 31, 2023
<b>Issued and Subscribed Capital:</b>		
Equity Share Capital		
1,06,74,837 of ₹ 10/- each (Previous year - 1,06,74,837 of ₹ 10/- each)	1,067.48	1067.48
	<b>1,067.48</b>	<b>1067.48</b>

(a) Reconciliation of number of shares outstanding at the beginning & end of year

Particulars	As at	As at
	31.03.2024	31.03.2023
	No of shares	No of shares
<b>Equity Shares</b>		
Equity Shares outstanding at the beginning of the year	1,06,74,837	1,02,33,837
Add: New Equity Shares towards Right Issue	-	4,41,000
<b>Equity Shares Outstanding at the end of the year</b>	<b>1,06,74,837</b>	<b>1,06,74,837</b>

(b) Terms / Rights attached to the equity Shares :

The Company has one class of shares referred to as equity shares having a par value of ₹ 10 each. Each shareholder is entitled to one vote per share held. In the event of liquidation, the equity shareholders are eligible to receive the remaining assets of the Company after distribution of all preferential amounts, in proportion to their shareholding.

(c) Details of shareholders holding more than 5% shares in the Company are set out below:

(₹ in Lakhs)

Name of shareholders	As at 31.03.2024		As at 31.03.2023	
	No of Shares	% of Holding	No of Shares	% of Holding
Prakashkumar Hiralal Parekh	18,00,000	16.86%	18,00,000	16.86%
Madhu Parekh	3,94,265	3.69%	18,00,000	16.86%
Aman Parekh	18,00,000	16.86%	18,00,000	16.86%
Prakashkumar Hiralal Parekh HUF	16,81,862	15.76%	17,70,000	16.58%
HCP Enterprise Limited	18,00,000	16.86%	18,00,000	16.86%

(d) Shareholding of Promoters & promoter group

(₹ in Lakhs)

Particulars	As at 31.03.2024		As at 31.03.2023		% Changes during the year
	No of Shares	% of Holding	No of Shares	% of Holding	
Prakashkumar Hiralal Parekh	18,00,000	16.86%	18,00,000	16.86%	0.00%
Madhu Parekh	3,94,265	3.69%	18,00,000	16.86%	-13.17%
Aman Parekh	18,00,000	16.86%	18,00,000	16.86%	0.00%
Prakashkumar Hiralal Parekh HUF	16,81,862	15.76%	17,70,000	16.58%	-0.83%
Plastene India Limited	5,00,000	4.68%	5,00,000	4.68%	0.00%
Ayush Anil Kanwar	30,000	0.28%	30,000	0.28%	0.00%
HCP Enterprise Limited	18,00,000	16.86%	18,00,000	16.86%	0.00%



# Notes to the Consolidated Financial Statements

## NOTE 16 : OTHER EQUITY

### NOTE 16.1 OWNER'S FUND

(₹ in Lakhs)

Particulars	As at March 31, 2024	As at March 31, 2023
<b>(A) Capital Reserve</b>		
Capital Reserve as on 01.04.2023	4,530.22	4,530.22
Add : Addition During the year	0.00	-
Capital Reserve as on 31.03.2024	<b>4,530.22</b>	<b>4,530.22</b>
<b>(B) Securities Premium Reserve</b>		
Securities Premium Reserve as on 01.04.2023	3,649.20	1,047.30
Add : Addition During the year	0.00	2,601.90
Securities Premium reserve as on 31.03.2024	<b>3,649.20</b>	<b>3,649.20</b>
Share Option Outstanding Account		
Share based payment Reserve	49.63	0.00
	<b>49.63</b>	<b>0.00</b>
<b>(C) Surplus In The Statement Of Profit And Loss</b>		
Owners Fund Surplus as on 01.04.2023	(4,237.12)	(4,034.70)
Add: Profit for the year	(262.96)	(530.25)
Add: Share of Profit / (Loss) of Joint Venture using Equity Method	0.06	
Add: Subsidiary Entity's Profit for the year	155.33	327.83
Owners Fund Surplus as on 31.03.2024	<b>(4,344.68)</b>	<b>(4,237.12)</b>
<b>(D) Equity Share Capital</b>	-	
<b>Total Other Equity of Owner's Fund (A+B+C+ D)</b>	<b>3,884.36</b>	<b>3,942.30</b>

### NOTE 16.2 NON-CONTROLLING INTEREST

(₹ in Lakhs)

Particulars	As at March 31, 2024	As at March 31, 2023
<b>K.P.Woven Private Limited</b>		
Movement of Non-Controlling Interest		
Opening carrying value as at April 01, 2023	1,436.99	1,126.15
Add / (Less) :-		
NCI's Share of Profit for the year	147.28	310.84
<b>Closing carrying value as at March 31, 2024</b>	<b>1,584.28</b>	<b>1,436.99</b>

# Notes to the Consolidated Financial Statements

## NOTE 17 : LONG TERM BORROWINGS

(₹ in Lakhs)

Particulars	As at March 31, 2024	As at March 31, 2023
<b>Secured Loans</b>		
<b>Term Loans</b>		
From Bank-Non Current	2,123.78	3,399.73
<b>Hire Purchase Loans</b>		
From Banks	22.88	22.76
<b>Unsecured Loans</b>		
<b>Loans &amp; Advances from Related Parties</b>		
From Body Corporates-Related	2,612.09	1,454.33
<b>* Refer Note No 33 of Notes to Accounts</b>	<b>4,758.75</b>	<b>4,876.82</b>

### NOTE 17.1 : TERM LOAN FOR SUBSIDIARY COMPANY

(A) Long term loan of ₹ 18.00 Crores sanctioned in FY 2020-21 is repayable in 25 Quarterly installment in the range of ₹ 13.50 Lacs - 194.11 Lacs.

The loan carries interest rate @ 10.35% P.A.

(B) Long term loan of ₹ 3.00 Crores sanctioned in FY 2022-23 for Grid Solar Rooftop system and carries interest rate of 10.35%. The Principle amount will be repaid in 60 equal monthly installments after the moratorium period of 12 months.

(C) Long term loan of ₹ 1.68 Crores sanctioned in FY 2022-23 for Fusion machine and carries interest rate of 10.35%. The Principle will be repaid in 54 equal monthly installments after the moratorium period of 6 months.

(D) Long Term Loan of ₹ 9.50 crores under BGECLS 1.0 and carries interest rate of 10.35%

#### Primary Security:

First Exclusive charge on entire block of Fixed assets of the company except land and Building (Both Present & Future).

#### Collateral:

- Exclusive charge by way of Mortgage over Land and building for Sanand Project at Plot no. P.E. 82 Sanand in Sanand II, industrial Area / Estate consisting of revenue Survey no. 304/P, 305/P, 300/P, 332/ P within the Village Limits of BOL, Taluka-Sanand, Dist.-Ahmedabad.
- Extension of Charge over Flat no 101, 10<sup>th</sup> Floor, Aman Heights., Opp. Prashant Society, Nr. Abhilasha Apartment, Off Sardar Patel stadium road, Navrangpura, Ahmedabad in name of Ms. Madhu Parekh & Mr. Prakash Parekh. Total Area (400 Sq Yds.).
- Extension of Charge over Flat no 111, 11<sup>th</sup> Floor, Aman Heights., Opp. Prashant Society, Nr. Abhilasha Apartment, Off Sardar Patel stadium road, Navrangpura, Ahmedabad in name of Mr. Prakash Hiralal Parekh. Total Area (700 Sq Yds.).
- Negative Lien on Windmill in the name of M/s Plastene India Limited.

#### Guarantee:

All the facilities are also secured by personal guarantees of Directors namely Shri Pritesh Kushalraj Parekh and Smt. Madhu Prakash Parekh and Third Party Guarantee of Shri Prakash Hiralal Parekh. Corporate Guarantee of M/s Cornucopia Tradelink Private Limited.

#### Security for Additional working capital term loan (AWCTL) BGECLS 1.0

Second charge over existing primary / collateral securities would be extended to cover above facility.

### NOTE 17.2 : HIRE PURCHASE LOAN FOR SUBSIDIARY COMPANY

HDFC Bank Limited: Equipment finance of ₹ 11.02 Lacs was sanctioned by HDFC Bank Limited in financial year 2018-19. It is repayable in 51 monthly installments of ₹ 27,690. Loan is secured by the specific machine financed by HDFC Bank Limited.

# Notes to the Consolidated Financial Statements

Equipment finance of ₹ 11.02 Lacs was sanctioned by HDFC Bank Limited in financial year 2018-19 .It is repayable in 51 monthly installments of ₹ 27,690. Loan is secured by the specific machine financed by HDFC Bank Limited.

Equipment finance of ₹ 20.16 Lacs was sanctioned by HDFC Bank Limited in financial year 2018-19 .It is repayable in 51 monthly installments of ₹ 50,648. Loan is secured by the specific machine financed by HDFC Bank Limited.

Bank of Baroda : Equipment finance of ₹ 12.11 Lacs was sanctioned by Bank of Baroda in financial year 2020-21.It is repayable in 60 monthly installments of ₹ 24,992. Loan is secured by the specific machine financed by BOB.

Bank of Baroda: The Vehicle loan sanctioned by BOB in current reporting period i.e, FY 20-21 of ₹ 43.90 Lacs .It is repayable in 84 monthly installments of ₹ 67227/- started from April-21

HDFC Bank Limited: The Vehicle loan sanctioned by HDFC Bank Limited in FY 21-22 of ₹ 17.65 Lacs. It is repayable in 84 monthly installments of ₹ 35785/- started from May-22

## NOTE 18: LONG TERM PROVISION

Particulars	(₹ in Lakhs)	
	As at March 31, 2024	As at March 31, 2023
Gratuity Payable	43.42	55.84
Provision for Leave Encashment	8.45	7.12
Provision for Tax	68.54	202.16
	<b>120.41</b>	<b>265.12</b>

## NOTE 19: SHORT TERM BORROWINGS

Particulars	(₹ in Lakhs)	
	As at March 31, 2024	As at March 31, 2023
<b>Secured Loans - Working Capital With Banks</b>		
Working Capital with Bank	6,526.22	2,643.47
<b>Current maturities of long term debt</b>		
<b>(a) Secured Loans</b>		
<b>Term Loans</b>		
Term Loans From Bank repayable within 12months	1,198.29	1,395.35
<b>Hire Purchase Loans</b>		
From Banks repayable within 12 months	6.21	11.35
<b>(b) Unsecured Loans</b>		
<b>Loans &amp; Advances from Related Parties</b>		
From Body Corporates-Related	3,300.09	3,310.68
<b>( Refer Note No 33* )</b>	<b>11,030.81</b>	<b>7,360.86</b>

Working Capital :-

**( A ) Holding Company HCP Plaastene Bulkpack Limited :**

Working capital facilities from Bank of Maharashtra includes Cash Credit, Packing Credit facility etc. carrying interest rate 10.55%.

**Primary Security :** Exclusive Charge on entire Current assets include Stock, Book Debt, Investments and Other Receivables both Present & Future.

# Notes to the Consolidated Financial Statements

## Collateral:

\* Factory Land & Building Situated at Survey No 485, Santej - Vadsar Road, At PO: Santej. Taluka: Kalol, Dist. Gandhinagar.

\* Plant & Machinery Installed at Survey No 485, Santej - Vadsar Road, At PO: Santej. Taluka: Kalol, Dist. Gandhinagar.

## ( B ) Subsidiary Company K P Woven Private Limited

Working capital facilities from Bank of Baroda includes Cash Credit, Packing Credit facility etc. carrying interest rate 10.35%.

Working capital facilities from Union Bank includes Cash Credit, Packing Credit facility etc. carrying interest rate Cash Credit rate 10.40% & Packing Credit rate 9.57%.

Working Capital Loan is secured by way of 1<sup>st</sup> pari - passu by way of hypothecation over the entire current assets (Present and Future) of the Company.

## Collateral:

- 1) Exclusive charge by way of Mortgage over Land and building for Sanand Project at Plot no. P.E. 82 Sanand in Sanand II , industrial Area / Estate consisting of revenue Survey no. 304/P, 305/P, 300/P, 332/ P within the Village Limits of BOL, Taluka-Sanand, Dist.-Ahmedabad.
- (2) Extension of Charge over Flat no 101, 10<sup>th</sup> Floor, Aman Heights., Opp. Prashant Society, Nr. Abhilasha Apartment, Off Sardar Patel stadium road, Navrangpura, Ahmedabad in name of Ms. Madhu Parekh & Mr. Prakash Parekh. Total Area (400 Sq Yds.).
- (3) Extension of Charge over Flat no 111, 11<sup>th</sup> Floor, Aman Heights., Opp. Prashant Society, Nr. Abhilasha Apartment, Off Sardar Patel stadium road, Navrangpura, Ahmedabad in name of Mr. Prakash Hiralal Parekh. Total Area (700 Sq Yds.).
- (4) Negative Lien on Windmill in the name of M/s Plastene India Limited.

## Guarantee:

All the facilities are also secured by personal guarantees of Directors namely Shri Pritesh Kushalraj Parekh and Smt. Madhu Prakash Parekh and Third Party Guarantee of Shri Prakash Hiralal Parekh. Corporate Guarantee of M/s Cornucopia Tradelink Private Limited.

## NOTE 20: TRADE PAYABLES (CURRENT)

(₹ in Lakhs)

Particulars	As at	As at
	March 31, 2024	March 31, 2023
Total Outstanding dues of Micro enterprise and Small Enterprises	31.74	38.97
Total Outstanding dues of Creditors other than Micro enterprise and Small Enterprises	324.96	628.92
	<b>356.70</b>	<b>667.89</b>
Payable to Related Parties (refer Note No. 36)	0.21	0.46
Payable to Others	356.49	667.43
	<b>356.70</b>	<b>667.89</b>

# Notes to the Consolidated Financial Statements

## NOTE 20.1: DISCLOSURE U/S 22 OF MICRO, SMALL AND MEDIUM ENTERPRISES DEVELOPMENT ACT, 2006 ( MSMED ACT)

(₹ in Lakhs)

Particulars	As at	As at
	March 31, 2024	March 31, 2023
A - Principal amount remaining unpaid to any supplier as at the end of accounting year	31.74	480.91
- Interest due thereon	0.05	0.18
B Amount of interest paid by the Company in terms of Section 16 of the MSMED, alongwith the amount of the payment made to the supplier beyond the appointed day during the accounting year	-	-
- Principal		
- Interest		
C Amount of interest due and payable for the reporting period of delay in making payment ( Which have been paid but beyond the appointed day during the year ) but without adding the interest specified under the MSMED	-	-
D Amount of interest accrued and remaining unpaid at the end of the accounting year.	-	-
- Total Interest Accrued	0.05	0.25
- Interest remaining unpaid	0.05	0.25
E Amount of further interest remaining due and payable even in succeeding years, untill such date when the interest dues as above are actually paid to the small enterprise, for the purpose of disallowance as a deductible expenditure under Section 23 of MSMED Act.	-	-

As per intimation available with the Company, there are no other micro, small and medium enterprises as defined in the Micro, Small and Medium Enterprise Development Act, 2006 to whom the Company owes dues on account of principal amount together with interest. This has been relied upon by the auditors.

## 20.2 AGEING SCHEDULE OF TRADE PAYABLE AS ON 31ST MARCH 2024

(₹ in Lakhs)

Particulars	Outstanding for periods from the due date of payment				Total
	Less than 1 year	1 - 2 Years	2 - 3 years	More than 3 years	
(i) MSME	31.74	-	-	-	31.74
(ii) Others	294.48	29.94	-	0.54	324.96
(iii) Disputed dues – MSME	-	-	-	-	-
(iv) Disputed dues - Others	-	-	-	-	-
<b>Grand Total</b>	<b>326.23</b>	<b>29.94</b>	<b>-</b>	<b>0.54</b>	<b>356.70</b>

## 20.3 AGEING SCHEDULE OF TRADE PAYABLE AS ON 31ST MARCH 2023

(₹ in Lakhs)

Particulars	Outstanding for periods from the due date of payment				Total
	Less than 1 year	1 - 2 Years	2 - 3 years	More than 3 years	
(i) MSME	38.90	0.07	-	-	38.97
(ii) Others	601.33	17.63	9.96	-	628.92
(iii) Disputed dues – MSME	-	-	-	-	-
(iv) Disputed dues - Others	-	-	-	-	-
<b>Grand Total</b>	<b>640.23</b>	<b>17.70</b>	<b>9.96</b>	<b>-</b>	<b>667.89</b>

# Notes to the Consolidated Financial Statements

## NOTE 21: OTHER CURRENT LIABILITIES

(₹ in Lakhs)

Particulars	As at March 31, 2024	As at March 31, 2023
Advance received from Customers	70.41	13.45
Interest accrued but not due	-	31.95
Provision for Expenses	221.46	66.50
Provision for Audit Fees	-	5.85
Proision for Interest for MSME Suppliers	-	1.54
Salary & Wages Payable	136.13	135.67
Statutory Liabilities	36.62	28.51
GST Payable_RCM	-	0.91
Advances to Staff	-	0.67
	<b>464.62</b>	<b>285.06</b>

## NOTE 22: SHORT TERM PROVISION

(₹ in Lakhs)

Particulars	As at March 31, 2024	As at March 31, 2023
Provision for Leave Encashment	4.53	2.20
Gratuity Current Liabilities	0.03	0.55
	<b>4.56</b>	<b>2.75</b>

## NOTE 23: REVENUE FROM OPERATIONS

(₹ in Lakhs)

Particulars	Year ended March 31, 2024	Year ended March 31, 2023
<b>Sales of products</b>		
Domestic Sales	9,033.87	7,346.73
Export Sales	18,729.06	26,519.50
<b>Sale of Services</b>	-	-
Income from Job work charges	1,134.53	1,183.41
<b>Other Operating Income</b>		
Sales of Scrap & Wastage	25.62	87.16
Doubtful Debts Recovered	57.22	-
Advance Authorisation License and MEIS Income	475.26	15.17
	<b>29,455.55</b>	<b>35,151.97</b>

# Notes to the Consolidated Financial Statements

## NOTE 24: OTHER INCOME

(₹ in Lakhs)

Particulars	Year ended March 31, 2024	Year ended March 31, 2023
<b>Interest Income</b>		
Interest Income	94.49	13.38
<b>Others</b>		
Other Non Operative Income	28.77	4.00
Profit/(Loss) on Sales of Investments	-	0.73
Mark to Market Gain/(Loss)	1.63	6.25
Rent Income	20.95	7.20
Liabilities no longer required written back	5.49	-
Profit On Foreign Exchange	104.76	4.51
Profit on Sales of Assets	-	0.22
	<b>256.07</b>	<b>36.29</b>

## NOTE 25: COST OF MATERIAL CONSUMED

(₹ in Lakhs)

Particulars	Year ended March 31, 2024	Year ended March 31, 2023
Inventory of raw and packing material at the beginning of the financial year	1,047.06	521.24
Add : Purchase of Raw Material	20,512.19	26,112.45
Add : Purchase of Packing Material	198.66	248.86
Add : Purchase Expenses	148.62	260.54
Less : Inventory of raw and packing material at the end of the year	(686.92)	(1,047.06)
<b>Raw Material Consumed</b>	<b>21,219.61</b>	<b>26,096.03</b>

## NOTE 26: CHANGES IN INVENTORIES OF FINISHED GOODS, WORK-IN-PROGRESS

(₹ in Lakhs)

Particulars	Year ended March 31, 2024	Year ended March 31, 2023
Closing stock - Finished Goods	(2,721.07)	(1,524.98)
Opening Stock-Finished Goods	1,524.98	1,665.98
Less : Loss Due to Fire	-	(173.95)
Closing stock - Work In Progress	(0.33)	(1.95)
Opening Stock-Work In Progress	1.95	119.60
	<b>(1,194.46)</b>	<b>84.70</b>

# Notes to the Consolidated Financial Statements

## NOTE 27: EMPLOYEE BENEFITS EXPENSE

(₹ in Lakhs)

Particulars	Year ended March 31, 2024	Year ended March 31, 2023
Wages and Salary	1,565.45	1,560.51
Gratuity	10.59	26.84
Leave Encashment	6.16	2.04
Bonus	26.92	16.90
Employee Compensation expenses A/c	49.63	-
Staff Welfare Expense	17.91	26.68
<b>Contribution to recognized funds</b>		
P F Contribution	51.16	50.16
ESI Contribution	23.39	25.38
<b>* Refer Note No. 36 of Notes to Accounts</b>	<b>1,751.21</b>	<b>1,708.52</b>

## NOTE 28: FINANCE COST

(₹ in Lakhs)

Particulars	Year ended March 31, 2024	Year ended March 31, 2023
<b>Interest paid</b>		
On Term Loans	435.20	506.82
For Working Capital	445.55	195.26
Interest to MSME Suppliers	0.05	1.54
Others Borrowing Cost	280.30	231.48
Exchange rate difference, net (finance)	11.89	4.39
	<b>1,173.00</b>	<b>939.50</b>

## NOTE 29: OTHER EXPENSES

(₹ in Lakhs)

Particulars	Year ended March 31, 2024	Year ended March 31, 2023
<b>MANUFACTURING EXPENSES</b>		
<b>Consumption of Stores and Spares</b>		
Inventory of Stores, Spares & Consumables at the beginning of the financial year	156.49	206.80
Add: Purchase of Stores, Spares & Consumables	377.65	423.90
Inventory of Stores, Spares & Consumables at the end of the financial year	(162.46)	(156.49)
<b>Consumption of Stores and Spares</b>	<b>371.68</b>	<b>474.21</b>
Labour job work charges	3,574.16	2,989.37
Power, Fuel & Water Charges	1,004.04	915.01
<b>Repair &amp; Maintance</b>		
- Plant & machinery	37.60	29.41
- Building	2.92	39.37
- Others	17.83	13.11
Factory Expenses	56.64	25.94
House Keeping Expense	87.52	68.13
Water Charges	14.15	16.91



# Notes to the Consolidated Financial Statements

(₹ in Lakhs)

Particulars	Year ended March 31, 2024	Year ended March 31, 2023
<b>ADMINISTRATIVE AND SELLING EXPENSES</b>		-
Rent for Godown,Factory,Colony	132.28	116.33
Rates & Taxes	1.28	47.39
Audit Fees	7.20	6.50
Computer Expense & Website Maintanance Charges	0.13	0.08
Interest on TDS	0.11	0.03
Interest on Income Tax	-	28.60
Bank charges and Commission	0.91	0.52
Security Expense	49.80	54.03
Postage & courier expenses	4.03	3.16
Travelling & Conveyance	52.62	53.76
Directors Sitting Fees	0.68	0.20
Corporate Social Responsibility	10.51	27.78
Legal & Professional Charges	96.33	109.02
Insurance Expenses	64.42	48.92
Brokrage & Commission	55.68	40.40
GST Expense	4.41	17.05
Balance Written Off	1.89	0.93
Freight outward expense	295.19	350.38
Miscellaneous expenses	4.48	3.94
Advertisement & Sales Promotion Expense	48.82	4.15
Office Expense	0.08	5.54
Printing & Stationery Expense	8.00	7.89
(Profit)/Loss on Sales of Assets	4.52	4.07
Prior Period Adjustment	0.21	-
Foreign Exchange (Gain)/Loss	-	18.96
Bad Debts	-	0.70
Membership Fees	2.50	-
	<b>6,012.64</b>	<b>5,521.80</b>

## NOTE 30: EXCEPTIONAL ITEM

(₹ in Lakhs)

Particulars	Year ended March 31, 2024	Year ended March 31, 2023
Discount on NCD	-	(19.50)
	-	<b>(19.50)</b>

## NOTE 31 PAYMENT TO AUDITORS :

(₹ in Lakhs)

Particulars	2023-24	2022-23
As Auditors (Including Subsidiary Company)	6.00	5.50
For Certification Charges (Subsidiary Company)	0.20	0.00
For Taxation matters	1.00	1.00

# Notes to the Consolidated Financial Statements

## 32 EMPLOYEES BENEFIT :-

### (i) Post Employment Defined Contribution Plan

The Group contributes to the Provident Fund (PF) maintained by the Regional Provident Fund Commissioner. Under the PF scheme contributions are made by both the Company and its eligible employees to the Fund, based on the current salaries. An amount of ₹ 52.58 Lakhs (31<sup>st</sup> March 2023 : ₹ 51.81 Lakhs) has been charged to the Statement of Profit and Loss towards Company's contribution to the aforesaid PF scheme.

Apart from making monthly contribution to the scheme, the Company has no other obligation.

### (ii) Post Employment Defined Benefit Plan-Gratuity (Funded)

The Company provides for Gratuity, a defined benefit retirement plan covering eligible employees.

#### A. Defined Contribution Plans

Contributions to defined contribution plans, recognised as expense for the year is as under :

	(₹ in Lakhs)	
Particulars	2023-24	2022-23
Employer's contribution to provident fund and pension fund	52.58	51.81

#### B. Defined Benefit Plans

Contributions to defined benefit plan is as under :

	(₹ in Lakhs)	
	2023-24	2022-23
<b>Change in Present Value of defined benefit obligation</b>		
Opening defined benefit obligation	56.39	36.91
Current Service cost	24.94	24.53
Past Service cost	-	-
Interest cost	4.14	2.31
(Gains)/ Losses on Curtailment	(18.50)	-
Actuarial losses (gains) due to change in demographic assumption	(8.59)	-
Actuarial losses (gains) due to change in financial assumption	0.32	(7.81)
Actuarial losses (gains) due to experience adjustments	(15.07)	0.44
Benefit paid	(0.18)	-
<b>Present Value of Benefit Obligation at the End of the Period</b>	<b>43.45</b>	<b>56.39</b>
<b>Change in Fair Value of plan assets</b>		
Opening fair value of plan assets	-	-
Expected return on plan assets	-	-
Contributions by employer	-	-
Actuarial losses / (gains)	-	-
Benefits paid	-	-
<b>Fair Value of Plan Assets at the End of the Period</b>	<b>-</b>	<b>-</b>
	2023-24	2022-23
<b>Amount Recognised in the Balance Sheet</b>		
(Present Value of Benefits Obligations at the end of the period)	38.93	(56.39)
Fair value of plan assets	-	-
Funded Status ( Surplus/(Deficit) )	38.93	(56.39)
<b>Net (Liability)/Asset Recognized in the Balance Sheet</b>	<b>38.93</b>	<b>(56.39)</b>

# Notes to the Consolidated Financial Statements

	(₹ in Lakhs)	
	2023-24	2022-23
<b>Net Interest Cost for Current Period</b>		
(Present Value of Benefits Obligations at the beginning of the period)	56.39	36.91
(Fair value of plan assets at the beginning of the period)	-	-
Net Liabilities / (Assets ) at the beginning of the period	56.39	36.91
Interest Cost	4.14	2.31
( Interest Income )	-	-
<b>Net Interest Cost for the current Period</b>	<b>4.14</b>	<b>2.31</b>

## NOTE : 32.1 ADDITIONAL DISCLOSURES RELATING TO EMPLOYEE BENEFIT OBLIGATIONS/ EXPENSES

	(₹ in Lakhs)	
	2023-24	2022-23
<b>Expenses Recognized in the Statement of Profit or Loss for Current Period</b>		
Current service cost	24.94	24.53
Net Interest on obligation	4.14	2.31
Expected return on plan assets	-	-
Past service cost and loss/ (gain) on curtailments and settlement	(18.50)	-
<b>Expenses recognised in the Statement of Profit &amp; Loss</b>	<b>10.59</b>	<b>26.84</b>
	2023-24	2022-23
<b>Expenses Recognized in the Other Comprehensive Income (OCI) for Current Period</b>		
Components of actuarial (Gains)/Losses on Obligation	(23.34)	(7.36)
- Due to change in financial assumptions	-	-
- Due to change in demographic assumptions	-	-
- Due to experience adjustments	-	-
Return on Plan Assets, excluding interest income	-	-
Change in asset ceiling	-	-
<b>Net (Income)/Expense For the Period Recognized in OCI</b>	<b>(23.34)</b>	<b>(7.36)</b>
	2023-24	2022-23
<b>Balance Sheet Reconciliation</b>		
<b>Opening Net Liability</b>	56.39	36.91
Expense recognized in Statement of Profit & Loss	10.59	26.84
Expense recognized in OCI	(23.34)	(7.36)
Net Liability /(Asset) transfer in	-	-
Net (Liability) / Asset transfer Out	-	-
(Benefit paid directly by the employer)	(0.18)	-
(Employer's Contribution)	-	-
<b>Net Liability /(Asset) recognized in the Balance Sheet</b>	<b>43.45</b>	<b>56.39</b>

# Notes to the Consolidated Financial Statements

(₹ in Lakhs)

	2023-24	2022-23
<b>Principal actuarial assumptions at the balance sheet date (expressed as weighted averages)</b>		
Discount rate	7.11%	7.49%
Expected rate of return on plan assets	0.00%	0.00%
Annual increase in salary costs	6.00%	6.00%
Rate of Employee Turnover	56.00%	3.00%
Mortality table	Indian Assured Lives Mortality (2012-14) (Urban)	Indian Assured Lives Mortality (2012-14) (Urban)
	2023-24	2022-23
<b>Principal actuarial assumptions at the balance sheet date (expressed as weighted averages) for Subsidiary Company :-</b>		
Discount rate	7.18%	7.31%
Expected rate of return on plan assets	0.00%	0.00%
Annual increase in salary costs	6.00%	6.00%
Rate of Employee Turnover	For 2 Years Service and Below 25% p.a. For Service 3 Years to 4 Years 20% p.a. and Service 5 Years and above 15% p.a.	For service 2 years and below 25.00% p.a. For service 3 years to 4 years 20.00% p.a. For service 5 years and above 15.00% p.a.
Mortality table	Indian Assured Lives Mortality (2012-14) (Urban)	Indian Assured Lives Mortality (2012-14) (Urban)
	2023-24	2022-23
<b>The expected maturity analysis of undiscounted gratuity benefit is as follows:</b>		
Projected benefits Payable in Future Years from the date of Reporting:	2023-24	2022-23
1 <sup>st</sup> Following Year	0.03	0.02
2 <sup>nd</sup> Following Year	0.21	0.03
3 <sup>rd</sup> Following Year	1.12	0.04
4 <sup>th</sup> Following Year	0.69	0.42
5 <sup>th</sup> Following Year	0.38	0.40
Sum of Year 6 to year 10	0.31	2.98
Sum of Year 11 and above	0.01	28.78

## Sensitivity Analysis for Holding Company

The following table present a sensitivity analysis to one of the relevant actuarial assumption, holding other assumptions constant, showing how the defined benefit obligation would have been affected by changes in the relevant actuarial assumptions that were reasonably possible at the reporting date.

# Notes to the Consolidated Financial Statements

(₹ in Lakhs)

Particulars	2023-24	2022-23
<b>Project Benefit Obligation on Current Assumption</b>	2.26	8.28
Delta Effect of +1% Change in Rate of Discounting	(0.06)	(8.25)
Delta Effect of -1% Change in Rate of Discounting	0.06	(8.25)
Delta Effect of +1% Change in Rate of Salary Increase	0.06	(8.24)
Delta Effect of -1% Change in Rate of Salary Increase	(0.06)	(7.86)
Delta Effect of +1% Change in Rate of Employee Turnover	(0.10)	(7.87)
Delta Effect of -1% Change in Rate of Employee Turnover	0.10	(5.30)

(₹ in Lakhs)

Particulars	2023-24	2022-23
<b>The expected maturity analysis of undiscounted gratuity benefit for Subsidiary Company is as follows:</b>		
Projected benefits Payable in Future Years from the date of Reporting:	2023-24	2022-23
1 <sup>st</sup> Following Year	3.73	0.52
2 <sup>nd</sup> Following Year	4.24	4.84
3 <sup>rd</sup> Following Year	4.94	6.19
4 <sup>th</sup> Following Year	5.10	6.82
5 <sup>th</sup> Following Year	5.41	6.89
Sum of Year 6 to year 10	20.09	25.62
Sum of Year 11 and above	24.80	33.74

## Sensitivity Analysis for Subsidiary Company

The following table present a sensitivity analysis to one of the relevant actuarial assumption, holding other assumptions constant, showing how the defined benefit obligation would have been affected by changes in the relevant actuarial assumptions that were reasonably possible at the reporting date.

(₹ in Lakhs)

Particulars	2023-24	2022-23
<b>Project Benefit Obligation on Current Assumption for Subsidiary Company</b>	41.19	48.11
Delta Effect of +1% Change in Rate of Discounting	(2.20)	(2.84)
Delta Effect of -1% Change in Rate of Discounting	2.46	3.18
Delta Effect of +1% Change in Rate of Salary Increase	2.46	3.19
Delta Effect of -1% Change in Rate of Salary Increase	(2.24)	(2.90)
Delta Effect of +1% Change in Rate of Employee Turnover	(0.43)	(0.79)
Delta Effect of -1% Change in Rate of Employee Turnover	0.42	0.78

\* Current and non current classification is done based on actuarial valuation certificate.

# Notes to the Consolidated Financial Statements

## 33 DETAILS ON SECURED & UNSECURED TERM LOANS & CREDIT FACILITIES:

		As on 31 <sup>st</sup> March 2024			
Sr No	Account Name		Non-Current	Current	Rate of Interest
<b>( A ) Secured Term Loans from Bank :---</b>					
<b>( A - I ) Holding Company - HCP Plastene Bulkpack Limited</b>					
1.	Bank of Maharashtra	( ₹ in Lakh )	0.00	603.51	10.55%
	Term Loan Limit	₹ 1,922			
	Outstanding as at 31st March 2024	Rs.603.51			
<b>Repayment Schedule :</b>					
<b>Year</b>	<b>Period during the year</b>	<b>( ₹ in Lakh )</b>			
2024-2025	16 <sup>th</sup> March 2024 to 15 <sup>th</sup> June 2024	₹ 320.33			
	16 <sup>th</sup> June 2024 to 15 <sup>th</sup> September 2024	₹ 283.18			
<b>( A - II ) Subsidiary Company - K P Woven Private Limited</b>					
1	Bank of Baroda	( ₹ in Lakh )	1225.65	113.52	10.35%
	Term Loan Account no. 25380600000469 :	<b>1634.62</b>			
	Term Loan Limit				
	Outstanding as at 31st March 2024	<b>1389.17</b>			
<b>Repayment Schedule :</b>					
<b>Year</b>	<b>Period during the year</b>	<b>( ₹ in Lakh )</b>			
2024-25	Apr-2024 to Mar-2025	<b>113.52</b>			
2025-26	Apr-2025 to Mar-2026	<b>499.47</b>			
2026-27	Apr-2026 to Mar-2027	<b>776.18</b>			
2	Bank of Baroda	( ₹ in Lakh )	606.94	316.67	10.35%
	Term Loan Account No.73280600000029 :	950.00			
	Term Loan Limit				
	Outstanding as at 31st March 2024	923.61			
<b>Repayment Schedule :</b>					
<b>Year</b>	<b>Period during the year</b>	<b>( ₹ in Lakh )</b>			
2024-25	Apr-2024 to Mar-2025	316.67			
2025-26	Apr-2025 to Mar-2026	316.67			
2026-27	Apr-2026 to Mar-2027	290.28			
3	Bank of Baroda	( ₹ in Lakh )	174.67	121.20	10.35%
	Term Loan Account No. 73280600000058 :	300.88			
	Term Loan Limit				
	Outstanding as at 31st March 2024	295.87			
<b>Repayment Schedule :</b>					
<b>Year</b>	<b>Period during the year</b>	<b>( ₹ in Lakh )</b>			
2024-25	Apr-2024 to Mar-2025	121.20			
2025-26	Apr-2025 to Mar-2026	121.20			
2026-27	Apr-2026 to Mar-2027	53.47			

# Notes to the Consolidated Financial Statements

						As on 31 <sup>st</sup> March 2024		
Sr No	Account Name		Non-Current	Current	Rate of Interest			
<b>4</b>	Bank of Baroda	( ₹ in Lakh )	54.89	37.33	10.35%			
	Term Loan Account No. 73280600000059:	114.00						
	Term Loan Limit							
	Outstanding as at 31st March 2024	92.23						
	<b>Repayment Schedule :</b>							
	<b>Year</b>	<b>Period during the year</b>	<b>( ₹ in Lakh )</b>					
	2024-25	Apr-2024 to Mar-2025	37.33					
	2025-26	Apr-2025 to Mar-2026	37.33					
	2026-27	Apr-2026 to Mar-2027	17.56					
<b>5</b>	Bank of Baroda	( ₹ in Lakh )	22.88	6.21	10.35%			
	Hire Purchase Loan for BMW Car Loan Account No.ZZ153346401	43.90						
	Outstanding as at 31st March 2024	29.09						
	<b>Repayment Schedule :</b>							
	<b>Year</b>	<b>Period during the year</b>	<b>( ₹ in Lakh )</b>					
	2024-25	Apr-2024 to Mar-2025	6.21					
	2025-26	Apr-2025 to Mar-2026	6.67					
	2026-27	Apr-2026 to Mar-2027	7.16					
	2027-28	Apr-2027 to Mar-2028	9.05					
<b>6</b>	Bank of Baroda	( ₹ in Lakh )	2.81	2.63	7.20%			
	Hire Purchase Loan for Forklift Loan Account No.032406000002341	12.11						
	Outstanding as at 31st March 2024	5.44						
	<b>Repayment Schedule :</b>							
	<b>Year</b>	<b>Period during the year</b>	<b>( ₹ in Lakh )</b>					
	2024-25	Apr-2024 to Mar-2025	2.63					
	2025-26	Apr-2025 to Mar-2026	2.81					
<b>7</b>	HDFC Bank Limited		8.81	3.44	8.00%			
	Hire Purchase Loan for Staff Bus Loan Account No.86667710	17.65						
	Outstanding as at 31st March 2024	12.25						
	<b>Repayment Schedule :</b>							
	<b>Year</b>	<b>Period during the year</b>	<b>( ₹ in Lakh )</b>					
	2024-25	Apr-2024 to Mar-2025	3.44					
	2025-26	Apr-2025 to Mar-2026	3.72					
	2026-27	Apr-2026 to Mar-2027	4.03					
	2027-28	Apr-2027 to Mar-2028	1.06					

# Notes to the Consolidated Financial Statements

		As on 31 <sup>st</sup> March 2024		
Sr No	Account Name	Non-Current	Current	Rate of Interest
<b>( B ) Working Capital and Credit Facilities :-</b>				
<b>( B - I) Holding Company - HCP Plastene Bulkpack Limited</b>				
<b>1</b>	<b>Credit facilities from Bank of Maharashtra are further Secured by:</b>			
	Bank of Maharashtra	( ₹ in Lakh )		
	Cash Credit Limit Sanctioned by Bank			5,000.00
	Outstanding / Utilisation as at 31st March 2024	1,608.80	0.00	1608.80      10.55%
	Primary Security : Exclusive Charge on entire Current assets include Stock, Book Debt, Investments and Other Receivables both Present & Future.			
	Above Facilities further secured by following Collateral Security:--			
	* Factory Land & Building Situated at Survey No 485, Sanjte - Vadsar Road, At PO: Santej. Taluka: Kalol, Dist. Gandhinagar.			
	* Plant & Machinery Installed at Survey No 485, Sanjte - Vadsar Road, At PO: Santej. Taluka: Kalol, Dist. Gandhinagar.			
<b>( B - II) Subsidiary Company - K P Woven Private Limited</b>				
<b>1</b>	<b>Credit facilities from Bank of Baroda are further Secured by:</b>			
	Bank of Baroda	( ₹ in Lakh )		
	Cash Credit Limit Sanctioned by Bank			3,000.00
	Outstanding / Utilisation as at 31st March 2024		2,803.93	10.35%
<b>2</b>	<b>Credit facilities from Union Bank of India are further Secured by:</b>			
	Union Bank of India	( ₹ in Lakh )		
	Cash Credit Limit Sanctioned by Bank			2,500.00
	Outstanding / Utilisation as at 31st March 2024		2,113.49	10.35%
	Primary Security for TL: First Exclusive charge on entire block of Fixed assets of the company except land and Building (Both Present & Future)			
	Above Facilities further secured by following Collateral Security:--			
	(1) Exclusive charge by way of Mortgage over Land and building for Sanand Project at Plot no. P.E. 82 Sanand in Sanand II industrial Area / Estate consisting of revenue Survey no. 304/P, 305/P, 300/P, 332/P within the Village Limits of BOL, Taluka-Sanand, Dist.-Ahmedabad.			
	(2) Extension of Charge over Flat no 101, 10 <sup>th</sup> Floor, Aman Heights., Opp. Prashant Society, Nr. Abhilasha Apartment, Off Sardar Patel stadium road, Navrangpura, Ahmedabad in name of Mrs. Madhu Parekh & Mr. Prakash Parekh. Total Area (400 Sq Yds.).			
	(3) Extension of Charge over Flat no 111, 11 <sup>th</sup> Floor, Aman Heights., Opp. Prashant Society, Nr. Abhilasha Apartment, Off Sardar Patel stadium road, Navrangpura, Ahmedabad in name of Mr. Prakash Hiralal Parekh. Total Area (700 Sq Yds.).			
	(4) Negative Lien on Windmill in the name of M/s Plastene India Limited.			



# Notes to the Consolidated Financial Statements

		As on 31 <sup>st</sup> March 2024		
Sr No	Account Name	Non-Current	Current	Rate of Interest
(C)	<b>Holding Company - HCP Plastene Bulkpack Limited :</b>			
(C - I)	<b>Unsecured Loans :-</b>	2612.09	0.00	9%
2	HCP Enterprise Limited			

\* Corporate Guarantee worth ₹ 6922 Lakhs has been given by Subsidiary Company i.e K.P.Woven Private Limited to Bank Of Maharashtra.

\* Personal Guarantee is given by Mr Prakash Pareh and Mrs. Madhu Parekh

## 34 DISCLOSURE OF FINANCIAL INSTRUMENTS :-

### (a) Financial instruments by category

The following table presents the carrying amounts of each category of financial assets and liabilities as at March 31, 2024

(₹ in Lakhs)				
Particulars	Investments- At FVTPL	Investments- At FVTOCI	Amortised cost	Total carrying value
<b>Financial assets</b>				
<b>(a) Investments - Current</b>				
Equity instrument at fair value	8.29	39.00	-	47.29
(b) Trade receivables			5,645.47	5,645.47
(c) Cash and cash equivalents			71.95	71.95
(d) Other bank balances	-	-	-	-
(e) Loans - current			1,200.09	1,200.09
(f) Other financial assets - non-current			225.36	225.36
(g) Other financial assets - current			-	-
<b>Total</b>	<b>8.29</b>	<b>39.00</b>	<b>7,142.87</b>	<b>7,190.16</b>
<b>Financial liabilities</b>				
(a) Trade payables			356.70	356.70
(b) Other financial liabilities - non-current			4,758.75	4,758.75
(c) Other financial liabilities -current			11,030.81	11,030.81
<b>Total</b>	<b>-</b>	<b>-</b>	<b>16,146.26</b>	<b>16,146.26</b>

### (b) Fair value hierarchy

All assets and liabilities for which fair value is measured or disclosed in the Standalone Financial Statements are categorised within the fair value hierarchy, described as follows:

Level 1 - Quoted (unadjusted) market prices in active markets for identical assets or liabilities

Level 2 - Valuation techniques for which the lowest level input that is significant to the fair value measurement is directly or indirectly observable.

Level 3 - Valuation techniques for which the lowest level input that is significant to the fair value measurement is unobservable.

# Notes to the Consolidated Financial Statements

(₹ in Lakhs)

Particulars	As at March 31, 2024			
	Fair value measurement using			
	Total	Quoted prices in active markets (Level 1)	Significant observable inputs (Level 2)	Significant unobservable inputs (Level 3)
<b>Assets measured at fair value:</b>				
<b>FVTPL financial investments</b>				
Quoted equity instruments	8.29	8.29	-	-
<b>Assets measured at fair value:</b>				
<b>FVTOCI financial investments</b>				
Quoted equity instruments	39.00	39.00	-	-

## (c) Valuation technique to determine fair value

The following methods and assumptions were used to estimate the fair values of financial instruments:

- (i) The management assessed that fair value of cash and cash equivalents, trade receivables, trade payables, bank overdrafts and other current financial assets and liabilities approximate their carrying amounts largely due to the short - term maturities of these instruments.
- (ii) The fair values of the equity investment which are quoted, are derived from quoted market prices in active markets. The Investments measured at fair value (FVTOCI) and falling under fair value hierarchy Level 3 are valued on the basis of valuation reports provided by external valuers with the exception of certain investments, where cost has been considered as an appropriate estimate of fair value because of a wide range of possible fair value measurements and cost represents the best estimate of fair values within that range.

The Company considers Comparable Companies Method (CCM) method and the illiquidity discount based on its assessment of the judgement that market participants would apply for measurement of fair value of unquoted investments. In the CCM method, the Company would find comparable listed entities in the market and use the same PE multiple (ranging from 9.80 to 20.60) for determining the fair value of the investment.

- (iii) The fair values of investments in mutual fund units is based on the net asset value ("NAV") as stated by the issuers of these mutual fund units in the published statements as at Balance Sheet date. NAV represents the price at which the issuer will issue further units of mutual fund and the price at which issuers will redeem such units from the investors.
- (iv) The Company enters into derivative financial instruments with various counterparties, principally banks. The fair value of derivative financial instruments is based on observable market inputs including currency spot and forward rate, yield curves, currency volatility, credit quality of counterparties, interest rate and forward rate curves of the underlying instruments etc. and use of appropriate valuation models.
- (v) The fair value of non-current borrowings carrying floating-rate of interest is not impacted due to interest rate changes, and will not be significantly different from their carrying amounts as there is no significant change in the under-lying credit risk of the Company (since the date of inception of the loans).

## (d) Financial risk management objectives

The Company is exposed to market risk (including currency risk, interest rate risk and other price risk), credit risk and liquidity risk. The Company's risk management strategies focus on the un-predictability of these elements and seek to minimise the potential adverse effects on its financial performance. The Company's senior management which is supported by a Treasury Risk Management Group ('TRMG') manages these risks. TRMG advises on financial risks and the appropriate financial risk governance framework for the Company and provides assurance to the Company's senior management that the Company's financial risk activities are governed by appropriate policies and procedures and that financial risks are identified, measured and managed in accordance with the Company's policies and risk objectives. All hedging activities are carried out by specialist teams that have the appropriate skills, experience and supervision. The Company's policy is not to trade in derivatives for speculative purposes.

# Notes to the Consolidated Financial Statements

## 35 DETAILS OF INVESTMENTS IN SECURITIES AS ON DATE OF BALANCE SHEET :

### (I) Investments of Holding Company :-

Sr. No.	Details of Securities	Subsidiary / Others	No. of Shares / Units	Quoted / Unquoted	Market Value as on March 31, 2024(FVTPL) in lakhs
1	PG Electroplast Ltd. (Face Value of 10 per share fully paid up)	Others	500	Quoted	8.29
	Equity Shares 500 (Cost ₹ 0.86 Lakhs)		500		
	<b>Total</b>				<b>8.29</b>
				<b>Figures at current reporting period (₹ in lakhs)</b>	<b>Figure at previous reporting period (₹ in lakhs)</b>
	Investments classified as FVTPL			8.29	6.66
	<b>Total Net gains/(losses) on fair value changes</b>			<b>1.63</b>	<b>6.98</b>

### (II) Investments of Subsidiary Company :-

Sr. No.	Details of Securities	Subsidiary / Others	No. of Shares / Units	Quoted / Unquoted	Market Value as on March 31, 2024(FVTOCI) in lakhs
1	Vera SyntheticsLtd. (Face Value of 10 per share fully paid up)	Others	75000	Quoted	39.00
	Equity Shares 75000 (Cost ₹ 30.00 Lakhs)		75000		
	<b>Total</b>				<b>39.00</b>
				<b>Figures at current reporting period (₹ in lakhs)</b>	<b>Figure at previous reporting period (₹ in lakhs)</b>
	Investments classified as FVTOCI			39.00	54.94
	<b>Total Net gains/(losses) on fair value changes</b>			<b>(15.94)</b>	<b>24.94</b>

## 36 CONTINGENT LIABILITIES AND COMMITMENTS :

Sr	Particulars	As at March 31, 2024	As at March 31, 2023
		(₹ in Lakhs)	
<b>I</b>	<b>Contingent Liabilities</b>		
<b>(a)</b>	<b>Claim against the Holding Company not acknowledged as debt #</b>		
(i)	As per Approved resolution Plan , Liability of the company which is contingent in nature is being pertaining to period before CIRP.	2.50	2.50
(ii)	Penalties towards wrong availment of IGST Duty for goods imported claiming benefit of notification no 021/2015 Custom dated 01-04-2015 (Name of Authority:- Custom Hajira )	7.23	Nil
(iii)	Wrong Claim of Lower IGST rate @ 12% on Import of Goods. Covered under CTH 8479 wide Serial No 201 of Schedule II of IGST levy notificationno. 01/2017 of IGST Tax Rate dated 28-06-2017. ( Name of Authority :- Custom - Mundra ) Appeal Filed at CESTAT.	125.36	Nil
(iv)	Sagar Powertex Private Limited have filed a suit against the Company as well as old management u/s 138 of Negotiable Instrument Act.		



# Notes to the Consolidated Financial Statements

Sr.	Description of Relationship	Name of Related Parties	
		: Mrs. Madhu Parekh	Managing Director of K P Woven Private Limited
		: Mr. Makrand Deorankar	Director of K P Woven Private Limited
		: Mr Sandeep Motilal Shah	Independent Director of K P Woven Private Ltd
		: Mr. Rajesh Nair	Independent Director of K P Woven Private Ltd ( w.e.f. 18.08.2023)
<b>E</b>	<b>Relatives of Key Managerial Personnel</b>	: Mrs. Madhu Prakash Parekh	
		: Mr Aman Prakash Parekh	
		: Prakash Hiralal Parekh HUF	

## 2 Terms and conditions of transactions with related parties

- A Transaction entered into with related party are made on terms equivalent to those that prevail in arm's length transactions.
- B Transactions with key management personnel  
Compensation of key management personnel of the Company.

(₹ in Lakhs)

Particulars	Year ended 31 <sup>st</sup> March, 2024	Year ended 31 <sup>st</sup> March, 2023
Short Term Benefits	21.51	30.82
Sitting Fees	0.68	0.20

## 3 Disclosure of Transactions between the Company and Related Parties during the year and Outstanding Balances :-

Transactions	Entities over which Key management personnel and their relatives have significant influence			Key Management Personnel
	Joint Venture	Promotor Group	Associate	
<b>(a) Transactions entered during the year</b>				
Sale of Services (Job Work)	-	978.76	264.34	-
		(902.84)	(429.29)	-
Sale of Mfg Goods / Stores & Spares	-	1,842.76	11,881.82	-
		(2,781.72)	(12,549.36)	-
Sale of Fixed Assets	-	33.81	3.33	-
		(59.06)	(27.97)	-
Purchase of Services (Job Work)	-	112.89	2,313.87	-
		(0.65)	(1,856.81)	-
Purchase of Goods / Stores & Spares	-	1,202.97	16,708.77	-
		(3,073.02)	(19,515.75)	-
Purchase of Fixed Assets	-	5.98	-	-
		(102.70)	(1.38)	-
Loan Taken	-	1,737.90	-	-
		(669.67)	-	-
Loan Repaid	-	721.80	-	-
		(133.67)	-	-
Interest Paid (Net of TDS)	-	141.66	-	-
		-	-	-

# Notes to the Consolidated Financial Statements

Transactions	Entities over which Key management personnel and their relatives have significant influence			Key Management Personnel
	Joint Venture	Promotor Group	Associate	
Rent Received	-	24.30	-	-
	-	(8.50)	-	-
Rent Paid	-	4.74	27.84	0.60
	-	(4.16)	-	-
Capital Contribution with Joint Venture at Malaysia	5.51	-	-	-
	-	-	-	-
Advance Paid to Service Provider	3.84	-	-	-
	-	-	-	-
Director's Sitting Fees	-	-	-	0.68
	-	-	-	(0.20)
Remuneration	-	-	-	20.91
	-	-	-	(30.82)
<b>(b) Balances at end of the year</b>				-
Unsecured Loan Payable	-	2,612.09	3,302.04	-
	-	(1,454.33)	(3,312.63)	-
Advance received towards Sale of goods	-	-	-	-
	-	-	-	-
Advance Paid towards supply of goods /Services	3.84	635.24	236.16	-
	-	(454.24)	(216.95)	-
Other receivable	-	898.82	2,215.81	-
	-	(155.70)	(184.18)	-
Other payable	-	0.21	-	1.63
	-	(0.46)	-	(2.17)

\* Previous year's figures shown as ( )

#### 4 Disclosure as per Sec 186(4) of The Companies Act.,2013

##### (A) Corporate Guarantees given by the Holding Company i.e HCP Plastene Bulkpack Limited in respect of loans as at 31<sup>st</sup> March, 2024 are as under:

(₹ in Lakhs)			
Name of the Party	Relationship	Year ended 31 <sup>st</sup> March, 2024	Year ended 31 <sup>st</sup> March, 2023
K P Woven Pvt Ltd	Subsidiary	5500	5500

\* The above Corporate Guarantee has been given for business purpose.

##### (B) Corporate Guarantees given by the Subsidiary Company i.e K P Woven Private Limited in respect of loans as at 31<sup>st</sup> March, 2024 are as under:

(₹ in Lakhs)			
Name of the Party	Relationship	Year ended 31 <sup>st</sup> March, 2024	Year ended 31 <sup>st</sup> March, 2023
HCP Plastene Bulkpack Limited	Holding	6,922	0

\* The above Corporate Guarantee has been given for business purpose.

# Notes to the Consolidated Financial Statements

## 38 SEGMENT REPORTING:

(₹ in Lakhs)

Sr No	Particulars	2023-24			2022-23		
		Woven Sack	Woven Label	Total	Woven Sack	Woven Label	Total
<b>1</b>	<b>Segment Revenue</b>						
	External Sales & Other Operating Income	4,309.59	245.32	4,554.91	35,009.73	142.24	35,151.97
	<b>Total</b>	<b>4,309.59</b>	<b>245.32</b>	<b>4,554.91</b>	<b>35,009.73</b>	<b>142.24</b>	<b>35,151.97</b>
<b>2</b>	<b>Segment Results before interest &amp; Taxation</b>	1,170.65	22.27	1,192.92	1,030.10	8.37	1,038.48
	<b>Less : Unallocation of Expenditure</b>						
	a) Interest	-	-	1,173.00	-	-	939.50
	b) Current Tax	-	-	76.91	-	-	204.15
	c) Deffered Tax	-	-	(87.73)	-	-	(161.81)
	d) Extra Ordinary Items/ Exceptional Items	-	-	-	-	-	(19.50)
	e) Share of Profit / (Loss) of Joint Venture using Equity Method	-	-	(0.06)	-	-	-
	f) Other Comprehensive Income	-	-	(8.91)	-	-	(32.30)
	<b>Net Profit / (Loss) before Tax</b>	<b>1,170.65</b>	<b>22.27</b>	<b>39.72</b>	<b>1,030.10</b>	<b>8.37</b>	<b>108.43</b>
<b>3</b>	<b>Other Information:</b>						
	Segment Assets	19,045.43	299.34	19,344.77	16,000.83	256.49	16,257.32
	Unallocated Assets			3,927.20			3,745.48
	<b>Total Assets</b>	<b>19,045.43</b>	<b>299.34</b>	<b>23,271.96</b>	<b>16,000.83</b>	<b>256.49</b>	<b>20,002.80</b>
	Segment Liabilities	11,797.73	9.27	11,807.01	9,966.02	309.17	10,275.19
	Unallocated Liabilities			4,928.84			3,280.84
	<b>Total Liabilities</b>	<b>11,797.73</b>	<b>9.27</b>	<b>16,735.84</b>	<b>9,966.02</b>	<b>309.17</b>	<b>13,556.03</b>

### Notes:

- The Company has identified business segments as primary segment. The reportable business segments are Woven Sacks and Woven Label.
- Secondary Segment Information - Geographical Segments

## 39 EARNING PER SHARE :-

Basic Earnings per Share is calculated by dividing the net profit/ loss for the year attributable to ordinary equity holders by the weighted average number of equity shares outstanding during the year.

Diluted Earnings Per Share is calculated by dividing the profit attributable to equity holders (or owners) of the Company by the weighted average number of equity shares outstanding during the year plus the weighted average number of equity shares that would be issued on conversion of all the dilutive potential equity shares into equity shares.

(₹ in Lakhs)

Particulars	2023-2024	2022-2023
(A) Profit / (Loss) for the year After tax, prior period adjustments and exceptional item as per Profit and Loss Account ₹ in lakhs	30.81	76.14
<b>Calculation of weighted average number of shares</b>		
Number of equity shares at the beginning of the year	1,06,74,837	1,02,33,837
Number of equity shares at the end of the year	1,06,74,837	1,06,74,837
(B) Weighted average number of equity shares outstanding during the year	1,06,74,837	1,02,31,959
(A/B) <b>Basic earnings per share (INR) – after Exceptional item</b>	0.29	0.74
(C) Weighted average number of equity shares outstanding during the year	1,07,41,930	1,06,99,931
(A/C) <b>Diluted earnings per share (INR) – after Exceptional item</b>	0.29	0.71

# Notes to the Consolidated Financial Statements

## 40 RISK MEASUREMENT, OBJECTIVES AND POLICIES

### 40.1 FINANCIAL RISK MANAGEMENT

The Company's principal financial liabilities comprise loans and borrowings in domestic & foreign currency, trade payables and other payables.

The main purpose of these financial liabilities is to finance the Company's operations. The Company's principal financial assets include loans, trade and other receivables, and cash and short-term deposits that derive directly from its operations.

The Company has exposure to the following risks from its use of financial instruments:

- Credit risk
- Liquidity risk
- Market risk

This note presents information about the Company's exposure to each of the above risks and how the Company is managing such risk.

The company's Board of Directors has overall responsibility for the establishment and oversight of the company's risk management framework. The company's risk management policies are established to identify and analyse the risks faced by the company, to set appropriate risk limits and Controls and to monitor risks . Risk management policies and systems are reviewed regularly to reflect changes in market conditions and the company's activities.

### 40.2 CREDIT RISK MANAGEMENT

Credit risk is the risk of financial loss to the Company if a customer or counterparty to a financial instrument fails to meet its contractual obligations, and arises principally from the Company's receivables from customers and others. In addition, credit risk arises from financial guarantees.

The Company implements a credit risk management policy under which the Company only transacts business with counterparties that have a certain level of credit worthiness based on internal assessment of the parties, financial condition, historical experience, and other factors.

The Company's exposure to credit risk is influenced mainly by the individual characteristics of each customer. The Company has established a credit policy under which each new customer is analyzed individually for creditworthiness.

The Company establishes an allowance for impairment that represents its estimate of incurred losses in respect of trade and other receivables . The main components of this allowance are a specific loss component that relates to individually significant exposures, and a collective loss component that are expected to occur . The collective loss allowance is determined based on historical data of payment statistics for similar financial assets. Debt securities are analyzed individually, and an expected loss shall be directly deducted from debt securities.

Credit risk also arises from transactions with financial institutions, and such transactions include transactions of cash and cash equivalents and various deposits. The Company manages its exposure to this credit risk by only entering into transactions with banks that have high ratings.

The Company's treasury department authorizes , manages , and oversees new transactions with parties with whom the Company has no previous relationship.

The Company periodically assesses the financial reliability of customers, taking into account the financial condition, current economic trends and ageing of accounts receivable. Individual risk limits are set accordingly.



# Notes to the Consolidated Financial Statements

(a) The ageing analysis trade receivables from the date the invoice falls due is given below :

(₹ in Lakhs)

Particulars	As at	As at
	March 31, 2024	March 31, 2023
Up to 3 months	5,109.25	2,348.44
3 to 6 months	453.76	272.08
6 to 12 months	71.51	126.83
Beyond 12 months	10.95	28.63
Gross Carrying Amount	5,645.47	2,775.98
Expected Credit Losses	-	-
Net Carrying Amount	5,645.47	2,775.98

(b) Details of single customer accounted for more than 10% of the accounts receivable as at 31st March 2024 and 31st March 2023

(₹ in Lakhs)

Name of Customer	As at	As at
	March 31, 2024	March 31, 2023
Oliva Garden S.A	-	639.09
Plastene India Limited	2,751.37	155.70
Fibco Plastic Industry LLC	592.83	-
Boxon GMBH	-	266
Oswal Extrusion Limited	-	82.19

(c) Details of single customer accounted for more than 10% of revenue for the year ended at 31st March 2024 and 31st March 2023:

(₹ in Lakhs)

Name of Customer	2023-2024	2022-2023
	Plastene India Limited	10,166.06
Plastene Polyfilms Limited	2,957.57	3,910.37
Procon Pacific Llc	2,612.55	-

## 40.3 LIQUIDITY RISK

Liquidity risk is the risk that the Company may encounter difficulty in meeting the obligations associated with its financial liabilities that are settled by delivering cash or another financial asset. The Company's approach to managing liquidity is to ensure, as far as possible, that it will always have sufficient liquidity to meet its liabilities when due, under both normal and stressed conditions, without incurring unacceptable losses or risking damage to the Company's reputation.

The company's treasury department is responsible for liquidity, funding as well as settlement management. In addition, processes and policies related to such risks are overseen by senior management. Management monitors the company's net liquidity position through rolling forecast on the basis of expected cash flows.

### Maturity profile of financial liabilities

The table below provides details regarding the remaining contractual maturities of financial liabilities at the reporting date based on contractual discounted payments.

# Notes to the Consolidated Financial Statements

(₹ in Lakhs)

Particulars	As at March 31, 2024			As at March 31, 2023		
	Less than 1 yr.	1 to 5 yrs.	Total	Less than 1 yr.	1 to 5 yrs.	Total
Borrowings including interest obligations	4,504.59	4,758.75	9,263.34	1,438.66	8,187.50	9,626.16
Trade payables	309.52	119.49	429.01	677.60	26.76	704.35
<b>Total</b>	<b>4,814.12</b>	<b>4,878.24</b>	<b>9,692.36</b>	<b>2,116.25</b>	<b>8,214.26</b>	<b>10,330.51</b>

## 40.4 MARKET RISK

Market risk is the risk of loss of future earnings, fair values or future cash flows that may result from a change in the price of a financial instrument. The value of a financial instrument may change as a result of changes in the interest rates, foreign currency exchange rates, equity prices and other market changes that affect market risk sensitive instruments. Market risk is attributable to all market risk sensitive financial instruments including investments and deposits, foreign currency receivables, payables and loan borrowings. The goal of market risk management is optimization of profit and controlling the exposure to market risk within acceptable limits.

### a) Foreign currency rate risk

Foreign currency risk is the risk that the fair value or future cash flows of an exposure will fluctuate because of changes in foreign exchange rates.

The Group transacts business in foreign currencies (primarily USD, EUR and GBP). Consequently, the Group has foreign currency trade payables and receivables and is therefore exposed to foreign exchange risk. The Group manages its foreign currency risk by following policies approved by board as per established risk management policy.

### Foreign Currency Exposure

(₹ in Lakhs)

PARTICULAR	31-Mar-24		31-Mar-23	
	USD	EURO	USD	EURO
Trade receivables	2,454.15	1,107.50	1,925.95	836.26
Advance Paid for Purchase of Goods	0.00	0.00	168.34	0.00
<b>Total A</b>	<b>2,454.15</b>	<b>1,107.50</b>	<b>2,094.29</b>	<b>836.26</b>
Financial Liabilities	690.71	19.24	934.43	37.84
Trade payables	30.89	0.00	251.59	0.00
<b>Total B</b>	<b>721.61</b>	<b>19.24</b>	<b>1,186.02</b>	<b>37.84</b>
<b>Total A - B</b>	<b>1,732.55</b>	<b>1,088.26</b>	<b>908.27</b>	<b>798.42</b>

### Foreign Currency Sensitivity

The Following tables demonstrate the sensitivity to reasonably possible change in USD rates to functional currency of respective entity. With all other variable held constant. The Group's exposure to foreign currency changes for all other currencies is not material. The impact on the Group's profit before tax is due to changes in fair value of monetary assets and Liabilities.]

#### (A) Foreign Currency Sensitivity for 31<sup>st</sup> March 2024 (USD and EURO)

(₹ in Lakhs)

Trade Payable	USD ( 31.03.2024)			EURO ( 31.03.2024)		
	changes in Exchange Rate	Profit/(Loss) Before Tax	Equity net of Tax	changes in Exchange Rate	Profit/(Loss) Before Tax	Equity net of Tax
Strengthening	5%	86.63	64.10	5%	54.41	8.51
Weakening	5%	(86.63)	(64.10)	5%	(54.41)	(8.51)

# Notes to the Consolidated Financial Statements

## ( B ) Foreign Currency Sensitivity for 31<sup>st</sup> March 2023 ( USD and EURO )

(₹ in Lakhs)

Trade Payable	USD ( 31.03.2023)			EURO ( 31.03.2023)		
	changes in Exchange Rate	Profit/(Loss) Before Tax	Equity net of Tax	changes in Exchange Rate	Profit/(Loss) Before Tax	Equity net of Tax
Strengthening	5%	45.41	33.61	5%	39.92	29.54
Weakening	5%	(45.41)	(33.61)	5%	(39.92)	(29.54)

### b) Interest rate risk

Interest rate risk is the risk that the fair value or future cash flows of a financial instrument will fluctuate because of changes in market interest rates.

#### Interest rate Sensitivity

With all other variables held constant, the following table demonstrates the impact of the borrowing cost on floating rate portion of loans and borrowings

(₹ in Lakhs)

Nature of Borrowing	Change in basis points	As at March 31, 2024	As at March 31, 2023
Term Loan from Banks	50	16.76	23.98
	(50)	(16.76)	(23.98)
Working Capital Facilities from Bank	50	32.63	13.22
	(50)	(32.63)	(13.22)
Hire-Purchase Loans	50	0.15	0.17
	(50)	(0.15)	(0.17)

### c) Commodity Price Risk

Principal Raw Material for company's products are Polypropylene Granules, LLDPE Granules, LDPE Granules, Filler, HDPE Granules, Master Batch etc. Company sources its raw material requirements from domestic markets as well as International markets. Domestic market price generally remains in line with international market prices. Volatility in Granules prices, currency fluctuation of rupee vis-a-vis other prominent currencies coupled with demand-supply scenario in the world market affects the effective price of raw materials. Company effectively manages availability of material as well as price volatility through well planned procurement and inventory strategy and also through appropriate contracts and commitments.

#### Sensitivity Analysis

The table below summarises the impact of increase/decrease in prices of PP Granules, HDPE Granules, LDPE Granules, LLDPE Granules on profit for the period.

(₹ in Lakhs)

Particulars	Impact on PBT	
	2023-2024	2022-2023
Increase in price of raw materials by 5%	(1,112.80)	(1,349.51)
Decrease in price of raw materials by 5%	1,112.80	1,349.51

# Notes to the Consolidated Financial Statements

- 41 For the purposes of the Company's capital management, capital includes issued capital and all other equity reserves. The primary objective of the Company's Capital Management is to maximize shareholder value. The company manages its capital structure and makes adjustments in the light of changes in economic environment and the requirement of the financial covenants.

(₹ in Lakhs)

Nature of Borrowing	As at March 31, 2024	As at March 31, 2023
Borrowings	9,263.34	9,626.16
Less: Cash & Cash Equivalents	71.95	136.53
Net Debt (A)	9,191.39	9,489.63
Total Equity (B)	4,951.84	5,009.78
Equity and Net Debt [(C) : (A)+(B)]	14,143.24	14,499.41
Gearing Ratio [(A)/(C)]	0.65	0.65

- 42 The Company has floated a Limited Liability Partnership (LLP) in Malaysia in the name of HCP Plastene Bulkpack PLT with 60% stake with an investment of INR 5.51 Lakhs (RM 30,000). The other two individual partners have a balance 40% stake in LLP. The objective of floating an LLP in Malaysia is to explore FIBC and other related product markets in Malaysia and other Asia-Pacific Countries.

- 43 The Company has issued Employee Stock Options (ESOP) to the employees of the Company and its Subsidiary. ESOP entitles its holder to equity shares to be considered Potential Equity Shares. As the Company has reported losses during the year ended 31<sup>st</sup> March, 2024, the effect of potential equity shares is ignored in calculating diluted earning per share being anti-dilutive effect on EPS.

#### 44 ADDITIONAL STATUTORY INFORMATION:

- (a) The title deeds of all the immovable properties, (other than immovable properties where the Group is the lessee and the lease agreements are duly executed in favour of the Group) disclosed in the financial statements included in property, plant and equipment and capital work-in progress are held in the name of the Group as at the balance sheet date.
- (b) The Group has not advanced or loaned or invested funds to any promoter(s), Director(s), KMP(s) or Related Parties.
- (c) The Group does not have any benami property, where any proceeding has been initiated or pending against the Group for holding any benami property.
- (d) The Group is not declared wilful defaulter by and bank or financials institution or lender during the year.
- (e) The Group does not have any transactions with companies which are struck off.
- (f) The Group does not have any charges or satisfaction which is yet to be registered with ROC beyond the statutory period.
- (g) The Group has complied with the number of layers prescribed under clause (87) of section 2 of the Act read with the Companies (Restriction on number of Layers) Rules, 2017.
- (h) No scheme of arrangements have been approved by the competent authority. Hence, reporting under this point is not applicable.
- (i) I. The Group has not advanced or loaned or invested funds to any other person(s) or entity(ies), including foreign entities (Intermediaries) with the understanding that the Intermediary shall:
  - (i) directly or indirectly lend or invest in other persons or entities identified in any manner whatsoever by or on behalf of the funding party (ultimate beneficiaries)
  - (or)
  - (ii) provide any guarantee, security or the like on behalf of the ultimate beneficiaries.

# Notes to the Consolidated Financial Statements

- II. The Group has not received any fund from any person(s) or entity(ies), including foreign entities (funding party) with the understanding (whether recorded in writing or otherwise) that the Company shall:
- (i) directly or indirectly lend or invest in other persons or entities identified in any manner whatsoever by or on behalf of the funding party (ultimate beneficiaries)
  - (or)
  - (ii) provide any guarantee, security or the like on behalf of the ultimate beneficiaries.
- (j) There are no transactions not recorded in the books of accounts that has been surrendered or disclosed as income during the year in the tax assessments under the Income Tax Act, 1961
- (k) Corporate social responsibility
- (a) Corporate social responsibility , amount require to be spent as per Section 135 of the companies Act, 2013 read with Schedule VII.
  - (b) Expenses related to Corporate Social responsibility is Rs. Nil

	(₹ in Lakhs)	
<b>Particulars</b>	<b>2023-2024</b>	<b>2022-2023</b>
Donation to Charitable Trust	5.00	20.00
Health (Donation for Medical Camp)	-	10.00
Sports & Development	-	3.29
	<b>5.00</b>	<b>33.29</b>

	(₹ in Lakhs)	
<b>Discloser with regard to CSR activities:-</b>	<b>2023-2024</b>	<b>2022-2023</b>
a. Amount required to be spent by the company during the year	16.70	22.92
b. Amount of expenditure incurred	5.00	35.29
c. Shortfall at the end of the year	6.19	-
d. Total of previous years shortfall	(5.51)	4.86
e. Reason for shortfall	N.A.	N.A.
f. Nature of CSR activities	<b>Charitable Trust &amp; Health, Sports</b>	Charitable Trust & Health, Sports
g. Details of related party transactions, e., contribution to a trust controlled by the company in relation to CSR expenditure as per relevant Accounting Standard	N.A.	N.A
h. where a provision is made with respect to a liability incurred by entering into a contractual obligation, the movements in the provision during the year should be shown separately	N.A.	N.A

\* Excess payment of last year adjusted ₹ 5.51 lacs.

- (l) The Group has not traded or invested in Crypto currency or Virtual Currency during the financial year.
- (m) During the year ended 31<sup>st</sup> March , 2021 the Central Government has published The Code on Social Security , 2020 and Industrial Relations Code, 2020 ("the Codes") in the Gazette of India, inter alia, subsuming various existing labour and industrial laws which deals with employees related benefits including post employment. The effective date of the code and the rules are yet to be notified. The impact of the legislative changes, if any, will be assessed and recognised post notification of the relevant provisions.

# Notes to the Consolidated Financial Statements

**45** Figures for the previous year have been regrouped/reclassified wherever necessary to conform to current period's classification, in order to comply with the requirements of the amended Schedule III to the Companies Act, 2013.

As per our report of even date attached

For **Ashok Dhariwal & Co**

Chartered Accountants

Firm Regd. No.: 100648W

**CA Ashok Dhariwal**

Partner

Membership No.: 036452

Place: Ahmedabad

Date: 21<sup>st</sup> May, 2024

UDIN : 24036452BKCJLA4180

For and on behalf of the Board of Directors of

**HCP Plastene Bulkpack Limited** (Formerly Known as Gopala Polyplast Limited)

CIN : L25200GJ1984PLCO50560

**Prakash Parekh**

Managing Director

DIN:00158264

**Khusboo Goyal**

Company Secretary

Place: Ahmedabad

Date: 21<sup>st</sup> May, 2024

**Anil Goyal**

Chairman

DIN:03071035

**Dhrumil Shah**

Chief Financial Officer

# Notes to the Consolidated Financial Statements

## KEY RATIOS

The ratios for the year ended March 31, 2024 and March 31, 2023 are as follows:

Sr No	Particulars	Numerator	Denominator	31-Mar-24	31-Mar-23	Variance Reason for variance (%) (>25%)
1	Current Ratio (in times)	Current Assets	Current Liabilities	0.97	0.94	0.03 -
2	Debt-equity Ratio (in times)	Total Debt	Shareholder's equity	2.42	1.90	27.26 Increase in Long Term & Short Term Debt has resulted in improvement in the ratio.
3	Debt Service Coverage Raio (in times)	Earning available for debt services= Net Profit after taxes + Non-cash operating expenses like depreciation and other amortizations + Interest + other adjustments like loss on sale of Fixed assets etc.	Debt Services	0.81	0.76	(7.30) -
4	Return on Equity Ratio (in %)	Net profit after Tax- Preference Dividend	Average Share holder's equity	0.62	1.75	64.65 Decrease in Loss has resulted in an improvement in the ratio
5	Inventory Turnover Ratio (in days)	COGS	Average Inventory	7.98	11.70	31.80 Decrease in COGS has resulted in improvement in the ratio
6	Trade Receivable Turnover Ratio (in days)	Net Credit sale	Average Trade receivables	7.03	12.97	45.81 Increase in Average Trade Receivable has resulted in improvement in the ratio.
7	Trade Payable turnover Ratio (in days)	Net Credit Purchase	Average trade payable	41.17	13.37	(207.90) Significant decrease in Trade payables as well as decrease in purchase has resulted in increase of the ratio
8	Net Capital turnover Ratio (in times)	Net Sales	Working Capital	(97.02)	(74.46)	(30.30) Increase in Current Assets & Liabilities has resulted in improvement in the ratio.
9	Net Profit Ratio (in %)	Net profit after Tax	Net Sales	0.10	0.22	51.70 Decrease in Loss and Cost has resulted in an improvement in the ratio
10	Return on Capital employed (in %)	Earning before interest & taxes	Capital employed= Tangible net worth+Total Debt+Deferred Tax Liability	6.58	7.18	8.42 -
11	Return on Investment (in %)					-
	Quoted shares	Income generated from investments	Time weighted average investments	1.88	1.31	(43.19) -

# NOTICE OF ANNUAL GENERAL MEETING

Notice is hereby given that the 40<sup>th</sup> Annual General Meeting ("AGM") of HCP Plastene Bulkpack Limited (HPBL/Company) will be held on Monday, 30<sup>th</sup> September, 2024 at 11.30 a.m. through Video Conferencing/Other Audio-Visual Means to transact the following businesses. The venue of the meeting shall be deemed to be the Registered office of the Company at H. B. Jirawala House, Navbharat Society, Nr. Panchshil Bus Stand, Usmanpura, Ahmedabad-380013, Gujarat.

## ORDINARY BUSINESS

- 1. To receive, consider and adopt the Audited Standalone and Consolidated Financial Statements of the Company for the year ended 31<sup>st</sup> March, 2024, including the Audited Balance Sheets as at 31<sup>st</sup> March, 2024, the Statements of Profit and Loss and Cash Flow Statements for the year ended on that date and the report of the Board of Directors' and Auditors' reports thereon.**
- 2. To appoint a Director in place of Mr. Prakash Parekh (DIN: 00158264), Director who retire by rotation and being eligible to offers, himself for re-appointment**

Explanation: Based on the terms of appointment, Executive and the Non-Executive Directors (other than Independent Directors) are subject to retirement by rotation. Mr. Prakash Parekh (DIN: 00158264), Director, who has been on the Board of the Company since long since his appointment and whose office is liable to retire at this AGM, being eligible, seeks re-appointment. Based on the performance evaluation and the recommendation of the Nomination and Remuneration Committee, the Board recommends his re-appointment.

Therefore, the Members are requested to consider and, if thought fit, to pass the following resolution as an **Ordinary Resolution**:

**"RESOLVED THAT** pursuant to the provisions of Section 152 and other applicable provisions of the Companies Act, 2013, Prakash Parekh (DIN: 00158264), Director, who retire by rotation, be and is hereby re-appointed as a Director."

## SPECIAL BUSINESS

- 3. To consider and approve the payment of remuneration to Mrs. Meenu Maheshwari (DIN: 07113136), Non-Executive Independent Director in excess of the limit prescribed under Securities and Exchange Board of India (Listing Obligation and Disclosure Requirements) Regulation, 2015**

To Consider and if thought fit, to pass with or without modification, the following resolution as an **"Special Resolution"**:

**"RESOLVED THAT** in accordance with the Regulation 17(6)(ca) of the SEBI (Listing Obligation and Disclosure Requirements)

Regulations, 2015, and other applicable provisions, if any, of the Companies Act, 2013 and the rules framed thereunder, the consent of the Members be and is hereby accorded for payment of remuneration to Mrs. Meenu Maheshwari (DIN:07113136), Non-Executive Independent Director of the Company, details whereof are set out in the Explanatory Statement, being in excess of fifty percent of the total annual remuneration payable to all Non-Executive Directors.

**RESOLVED FURTHER THAT** the Board of Directors of the Company and/or any Committee thereof be and is hereby authorized to do all such acts, deeds and things, and to execute all such documents, instruments and writings as may be required to give effect to this resolution."

- 4. To consider and approve Material Related Party Transactions of the Company**

To Consider and if thought fit, to pass with or without modification, the following resolution as an **"Ordinary Resolution"**:

**"RESOLVED THAT** pursuant to the applicable provisions of the Companies Act, 2013 read with the rules framed thereunder (including any statutory amendment(s) or re-enactment(s) thereof, for the time being in force, if any), and Company's policy on Related Party Transactions and in terms of Regulation 23 of the Securities and Exchange Board of India (Listing Obligations and Disclosure Requirements) Regulations, 2015 ("SEBI Listing Regulations"), as amended from time to time, the consent of the Members of the Company be and is hereby accorded to the Board of Directors of the Company ("Board"), for entering into and/or carrying out and/or continuing with existing contracts/arrangements/ transactions or modification(s) of earlier/arrangements/ transactions or as fresh and independent transaction(s) or otherwise (whether individually or series of transaction(s) taken together or otherwise), with related parties during the year commencing from the conclusion of this AGM up to the conclusion of Next AGM (up to AGM 2025) as per the details set out in the explanatory statement annexed to this notice, notwithstanding the fact that the aggregate value of all these transaction(s), whether undertaken directly by the Company or along with its subsidiary (ies) /Joint Venture(s), may exceed the prescribed threshold as per the provisions of the SEBI Listing Regulations as applicable from time to time, however, that the said contract(s) / arrangement(s) / transaction(s) shall be carried out at an arm's length basis and in the ordinary course of business of the Company.

**RESOLVED FURTHER THAT** the ratification of members of the Company be and is hereby accorded to any contracts/ arrangements/transactions or modification entered into from 1<sup>st</sup> April, 2024 to the date of Annual General Meeting.



**RESOLVED FURTHER THAT** the Board be and is hereby severally authorized to execute all such agreements, documents, instruments and writings as deemed necessary, with power to alter and vary the terms and conditions of such contracts/arrangements /transactions, settle all questions, difficulties or doubts that may arise in this regard."

**5. To consider and approve Material Related Party Transactions of the K. P. Woven Private Limited, a Subsidiary Company with certain Related Parties**

To Consider and if thought fit, to pass with or without modification, the following resolution as an **"Ordinary Resolution"**:

**"RESOLVED THAT** pursuant to the applicable provisions of the Companies Act, 2013 read with the rules framed thereunder (including any statutory amendment(s) or re-enactment(s) thereof, for the time being in force, if any),and Company's policy on Related Party Transaction and in terms of Regulation 23 of the Securities and Exchange Board of India (Listing Obligations and Disclosure Requirements) Regulations, 2015 ("SEBI Listing Regulations"), as amended from time to time, the consent of the Members of the Company be and is hereby accorded to the Board of Directors of the Company ("Board"), for entering into and/or carrying out and/or continuing with existing contracts/arrangements/ transactions or modification(s) of earlier/arrangements/ transactions or as fresh and independent transaction(s) or otherwise (whether individually or series of transaction(s) taken together or otherwise) by K. P. Woven Private Limited (Subsidiary Company) with related parties during the year commencing from the conclusion of this AGM up to the conclusion of Next AGM (up to AGM 2025) as per the details

set out in the explanatory statement annexed to this notice, notwithstanding the fact that the aggregate value of all these transaction(s), whether undertaken directly by the company or along with its subsidiary (ies), may exceed the prescribed threshold as per the provisions of the SEBI Listing Regulations as applicable from time to time, however, that the said contract(s)/ arrangement(s)/transaction(s) shall be carried out at an arm's length basis and in the ordinary course of business of the Company.

**RESOLVED FURTHER THAT** the ratification of members of the company be and is hereby accorded to any contracts/ arrangements/transactions or modification entered into by K. P. Woven Private Limited (Subsidiary Company) with related parties from 1<sup>st</sup> April, 2024 to the date of Annual General Meeting.

**RESOLVED FURTHER THAT** the Board be and is hereby severally authorized to execute all such agreements, documents, instruments and writings as deemed necessary, with power to alter and vary the terms and conditions of such contracts/arrangements/transactions, settle all questions, difficulties or doubts that may arise in this regard."

HCP Plastene Bulkpack Limited By order of the Board of Directors  
L25200GJ1984PLC050560 For. **HCP Plastene Bulkpack Limited**

H.B. Jirawala House,  
Navbharat Soc,  
Nr. Panchshil Bus Stand,  
Usmanpura,  
Ahmedabad-380013  
Date:- 10<sup>th</sup> August, 2024

Sd/-  
**Prakash Parekh**  
Managing Director  
DIN: 00158264

**Notes:**

1. Pursuant to the General Circular No. 09/2023 dated 25<sup>th</sup> September, 2023, General Circular No. 10/2022 dated 28<sup>th</sup> December, 2022 and other relevant Circulars issued by the Ministry of Corporate Affairs (MCA) and Circular No. SEBI/HO/CFD/CFD-PoD-2/P/CIR/2023/167 dated 07<sup>th</sup> October, 2023, Circular No. SEBI/HO/CFD/PoD-2/P/CIR/2023/4 dated 5<sup>th</sup> January, 2023 and other relevant Circulars issued by the Securities Exchange Board of India (SEBI) (hereinafter collectively referred to as "the Circulars"), Companies are allowed to hold AGM through VC, without the physical presence of members at a common venue. Hence in compliance with the Circulars, the AGM of the Company is being held through VC. The deemed venue for the 40<sup>th</sup> AGM shall be the Registered Office of the Company.
2. A member entitled to attend and vote at the AGM is entitled to appoint a proxy to attend and vote on his/her behalf and the proxy need not be a member of the Company. Since the AGM is being held in accordance with the Circulars through VC, the facility for the appointment of proxies by the members will not be available.
3. Participation of members through VC will be reckoned for the purpose of quorum for the AGM as per Section 103 of the Act.
4. Members of the Company under the category of Institutional Investors are encouraged to attend and vote at the AGM through VC, Corporate Members/Institutional Investors intending to authorize their representatives pursuant to Section 113 of the Companies Act, 2013 to participate and vote at the meeting are requested to send a certified copy of the Board Resolution/ Authorization Letter to the Scrutinizer by email to [csgpl@champalalgroup.com](mailto:csgpl@champalalgroup.com) with a copy marked to [evoting@nsdl.co.in](mailto:evoting@nsdl.co.in).
5. The Register of Directors and Key Managerial Personnel (KMP) of the Company and their shareholding maintained under Section 170 of the Act, the Register of Contract and Arrangement in which Directors are interested maintained under Section 189 of the Act and all other documents referred to in the Notice will be available for inspection in the electronic mode upto the date of AGM and will also be available electronically for inspection by the Members during the AGM. Members seeking to inspect such documents can send the email to [csgpl@champalalgroup.com](mailto:csgpl@champalalgroup.com).
6. As per the provisions of Clause 3.A.II of the General Circular No. 20/2020 dated 5<sup>th</sup> May, 2020, the matters of Special Business as appearing at item No. 3 to 5 of the accompanying Notice, are considered to be unavoidable by the Board and hence, forming part of this Notice.
7. The Explanatory Statement according to Section 102 of the Act setting out material facts concerning these businesses under Item No 3 to 5 of the Notice is annexed hereto. The relevant details, pursuant to Regulation 36(3) of the Listing Regulations and Secretarial Standard-2 on General Meetings issued by the Institute of Company Secretaries of India, in respect of Directors seeking appointment/re-appointment at the AGM are provided as an annexure to the Notice. Requisite declarations have been received from the Directors for seeking appointment/re-appointment, if any.
8. The members can join the AGM in the VC/OAVM mode 15 minutes before and 15 minutes after the scheduled time of the commencement of the Meeting by following the procedure mentioned in the Notice. The facility of participation at the AGM through VC/OAVM will be made available to at least 1000 Members on first come first served basis. This will not include large Shareholders (Shareholders holding 2% or more Shareholding), Promoters, Institutional Investors, Directors, Key Managerial Personnel, the Chairpersons of the Audit Committee, Nomination and Remuneration Committee and Stakeholders Relationship Committee, Auditors etc. who are allowed to attend the AGM without restriction on account of first come first served basis.
9. The Notice convening the AGM has been uploaded on the website of the Company at [www.hpbl.in](http://www.hpbl.in) and may also be accessed from the relevant section of the website of the Stock Exchanges i.e. BSE Limited at [www.bseindia.com](http://www.bseindia.com) respectively. The AGM Notice is also available on the website of NSDL at [www.evoting.nsdl.com](http://www.evoting.nsdl.com).
10. In terms of Regulation 40(1) of the Listing Regulations, as amended, securities of listed companies can be transferred only in dematerialized form with effect from 1<sup>st</sup> April, 2019, except in case of request received for transmission or transposition of securities. Further, SEBI had fixed 31<sup>st</sup> March, 2021, as the cut-off date for the re-lodged for transfer shall be issued only in dematerialized mode. The requests for effecting transfer/ transmission/ transposition of securities shall not be processed unless the securities are held in the dematerialized form. Transfer of equity shares in electronic form are affected through the depositories with no involvement of the Company. Members holding shares in physical form are requested to consider converting their holdings to dematerialized form. Members can contact the Company's Registrar and Transfer Agent Bigshare Services Private Limited.
11. Members are requested to intimate change, if any, about their name, postal address, email address, telephone/mobile numbers, PAN, Power of Attorney registration, Bank Mandate details etc. to their Depository Participate ("DP") in case the shares are held in electronic form and to the Registrar in case the share are held in physical form, in prescribed Form No ISR-1, quoting their folio number and enclosing the self-attested supporting document. Further, Members may note that SEBI has mandated the submission of PAN by every participant in the securities market.
12. As per the provisions of Section 72 of the Act, the facility for making a nomination is available for the Members in

- respect of the shares held by them. Members who have not yet registered their nomination are requested to register the same by submitting Form No. SH-13. If a Member desires to cancel the earlier nomination and record a fresh nomination, he may submit the same in Form no SH-14. Members who are either not desiring to register for Nomination or would want to opt-out are requested to fill out and submit Form No ISR-3. Members are requested to submit the said form to their DP in case the share are held in electronic form and to the RTA in case the shares are held in physical form, quoting their folio no.
13. To Prevent fraudulent transactions, members are advised to exercise due diligence and notify the company of any change in address or demise of any Member as soon as possible. Members are also advised to not leave their Demat account(s) dormant for long. Periodic statements of holding should be obtained from the concerned Depository Participant and holdings should be verified from time to time.
  14. To support the 'Green Initiative' Members who have not yet registered their email addresses are requested to register the same with their DPs in case the shares are held by them in electronic form and with the Company in case the shares are held by them in Physical form.
  15. Process for those shareholders whose email ids are not registered:
    - for physical shareholders - please provide necessary details like folio no., name of shareholder, scanned copy of the share certificate (front and back), PAN (self-attested scanned copy of PAN card), AADHAR (self-attested scanned copy of Aadhar card) by email to RTA email id.
    - For Demat shareholders - Please update your e-mail id and mobile no. with your respective Depository Participant (DP).
  16. According to the provisions of Section 108 of the Act read with Rule 20 of the Companies (Management and Administration) Rules, 2014 (as amended) and Regulation 44 of Listing Regulations (as amended), and the MCA circulars, the company is providing facility of remote e-voting to its members in respect of the business to be transacted at the AGM. For this purpose, the Company has entered into an agreement with NSDL for facilitating voting through electronic means, as the authorized agency. The facility of casting votes by a member using a remote e-voting system as well as e-voting during the AGM will be provided by NSDL.
  17. Members of the Company holding shares either in physical form or in electronic form as of the cut-off date of Monday, 23<sup>rd</sup> September, 2024 (cut-off date not earlier than 7 days before the AGM), may cast their vote by remote e-voting. The remote e-voting period commences on Wednesday, 25<sup>th</sup> September, 2024 at 9.00 AM (IST) and ends on Sunday, 29<sup>th</sup> September, 2024 at 5.00 PM (IST). The remote e-voting module shall be disabled by NSDL for voting thereafter. Once the vote on a resolution is cast by the Member, the Member shall not be allowed to change it subsequently. The voting rights of the Members (for voting through remote e-voting before the AGM and e-voting during the AGM) shall be in proportion to their share of the paid-up equity share capital of the Company as of the cut-off date Monday, 23<sup>rd</sup> September, 2024 subject to receipt of the requisite number of votes, the Resolution passed by remote e-voting are deemed to have been passed as if they have been passed at the AGM i.e. Monday, 30<sup>th</sup> September, 2024. The Notice of the AGM indicating the instructions for the remote e-voting process can be downloaded from the NSDL's website [www.evoting.nsdl.com](http://www.evoting.nsdl.com).
  18. Members will be provided with the facility for voting through an electronic voting system during the video conferencing proceedings at the AGM and Members participating at the AGM, who have not already cast their vote by remote e-voting will be eligible to exercise their right to vote during such proceedings of the AGM. Members who have cast their vote by remote e-voting prior to the AGM will also be eligible to participate at the AGM but shall not be entitled to cast their vote again on such resolution for which the member has already cast the vote through remote e-voting.
  19. A person whose name is recorded in the Register of Members or the Register of Beneficial Owners maintained by the depositories as on the cut-off date i.e. Monday, 23<sup>rd</sup> September, 2024 shall be entitled to avail of the facility of remote e-voting before the AGM as well as e-voting during the AGM. Any person holding shares in physical form and non-individual shareholders, who acquires shares of the company after the dispatch of this Notice and holding shares as on the cut-off date i.e. Monday, 23<sup>rd</sup> September, 2024, may obtain the User ID and password by sending a request along with requisite documents as at [evoting@nsdl.co.in](mailto:evoting@nsdl.co.in). However, if you are already registered with NSDL for remote e-voting, then you can use your existing User ID and Password for casting your vote. If you forgot your password, you can reset your password by using "Forget User Details/ Password" or "Physical User Reset Password" option available on [www.evoting.nsdl.com](http://www.evoting.nsdl.com) or contact at 022 - 4886 7000. In the case of individual shareholders holding securities in Demat mode and who acquires shares of the company and becomes a Member of the company after sending of the Notice and holding shares as of the cut-off date i.e. Monday, 23<sup>rd</sup> September, 2024 may follow steps mentioned in the e-voting instruction at "Login method for remote e-voting and joining the virtual meeting for individual shareholders holding securities in Demat Mode.
  20. The Chairman shall, at the AGM, at the end of discussion on the resolutions on which voting is to be held, allow voting, by use of e-voting system for all those Members who are present during the AGM through VC/OAVM but have not cast their votes by availing the remote e-voting facility. The e-voting module during the AGM shall be disabled by NSDL for voting 15 minutes after the conclusion of the Meeting.

21. Mr. Alpesh Vekariya (FCS - 11100, CP - 21541) of M/s. Alpesh Vekariya & Associates, Practicing Company Secretaries has been appointed as the Scrutinizer by the Board for providing a facility to the Members of the Company to scrutinize the remote e-voting process before the AGM as well as remote e-voting during the AGM fairly and transparently.
22. The Scrutinizer will submit his report to the Chairman or any other person authorized by the Chairman after the completion of the Scrutiny of the e-voting (votes cast during the AGM and votes cast through remote e-voting), not later than 2 working days from the conclusion of the AGM. The result declared along with the Scrutinizer's report shall be communicated to the stock exchanges on which the company's share are listed, NSDL and RTA, and will also be displayed on the company's website at [www.hpbl.in](http://www.hpbl.in).
23. For ease of conduct, members who would like to ask questions may send their questions in advance atleast (7) days before AGM mentioning their name, Demat account number / folio number, email id, mobile number to [csGPL@champalalgroup.com](mailto:csGPL@champalalgroup.com) and register themselves as a speaker. Those Members

who have registered themselves as a speaker will only be allowed to express their views/ask questions during the AGM.

24. THE INSTRUCTION FOR MEMBERS FOR REMOTE E-VOTING, VOTING DURING THE MEETING, AND JOINING THE ANNUAL GENERAL MEETING ARE AS UNDER:

The remote e-voting period begins on Wednesday, 25<sup>th</sup> September, 2024 at 09:00 A.M. (IST) and ends on Sunday, 29<sup>th</sup> September, 2024 at 05:00 P.M. (IST). The remote e-voting module shall be disabled by NSDL for voting thereafter. The Members, whose names appear in the Register of Members / Beneficial Owners as on the record date (cut-off date) i.e. 23<sup>rd</sup> September, 2024, may cast their vote electronically. The voting right of shareholders shall be in proportion to their share in the paid-up equity share capital of the Company as on the cut-off date, being 23<sup>rd</sup> September, 2024.

#### How do I vote electronically using NSDL e-Voting system?

The way to vote electronically on NSDL e-Voting system consists of "Two Steps" which are mentioned below:

### STEP 1: ACCESS TO NSDL E-VOTING SYSTEM

#### A) Login method for e-Voting and joining virtual meeting for Individual shareholders holding securities in demat mode

In terms of SEBI circular dated December 9, 2020 on e-Voting facility provided by Listed Companies, Individual shareholders holding securities in demat mode are allowed to vote through their demat account maintained with Depositories and Depository Participants. Shareholders are advised to update their mobile number and email Id in their demat accounts in order to access e-Voting facility.

Login method for Individual shareholders holding securities in demat mode is given below:

Type of shareholders	Login Method
Individual Shareholders holding securities in demat mode with NSDL.	<ol style="list-style-type: none"> <li>1. Existing <b>IDeAS</b> user can visit the e-Services website of NSDL Viz. <a href="https://eservices.nsdl.com">https://eservices.nsdl.com</a> either on a Personal Computer or on a mobile. On the e-Services home page click on the "<b>Beneficial Owner</b>" icon under "<b>Login</b>" which is available under '<b>IDeAS</b>' section, this will prompt you to enter your existing User ID and Password. After successful authentication, you will be able to see e-Voting services under Value added services. Click on "<b>Access to e-Voting</b>" under e-Voting services and you will be able to see e-Voting page. Click on company name or <b>e-Voting service provider i.e. NSDL</b> and you will be re-directed to e-Voting website of NSDL for casting your vote during the remote e-Voting period or joining virtual meeting &amp; voting during the meeting.</li> <li>2. If you are not registered for IDeAS e-Services, option to register is available at <a href="https://eservices.nsdl.com">https://eservices.nsdl.com</a>. Select "<b>Register Online for IDeAS Portal</b>" or click at <a href="https://eservices.nsdl.com/SecureWeb/IdeasDirectReg.jsp">https://eservices.nsdl.com/SecureWeb/IdeasDirectReg.jsp</a></li> <li>3. Visit the e-Voting website of NSDL. Open web browser by typing the following URL: <a href="https://www.evoting.nsdl.com/">https://www.evoting.nsdl.com/</a> either on a Personal Computer or on a mobile. Once the home page of e-Voting system is launched, click on the icon "Login" which is available under 'Shareholder/Member' section. A new screen will open. You will have to enter your User ID (i.e. your sixteen digit demat account number hold with NSDL), Password/OTP and a Verification Code as shown on the screen. After successful authentication, you will be redirected to NSDL Depository site wherein you can see e-Voting page. Click on company name or <b>e-Voting service provider i.e. NSDL</b> and you will be redirected to e-Voting website of NSDL for casting your vote during the remote e-Voting period or joining virtual meeting &amp; voting during the meeting.</li> <li>4. Shareholders/Members can also download NSDL Mobile App "<b>NSDL Speede</b>" facility by scanning the QR code mentioned below for seamless voting experience.</li> </ol>



Type of shareholders	Login Method
Individual Shareholders holding securities in demat mode with CDSL	<ol style="list-style-type: none"> <li>Users who have opted for CDSL Easi / Easiest facility, can login through their existing user id and password. Option will be made available to reach e-Voting page without any further authentication. The users to login Easi /Easiest are requested to visit CDSL website <a href="http://www.cdslindia.com">www.cdslindia.com</a> and click on login icon &amp; New System Myeasi Tab and then user your existing my easi username &amp; password.</li> <li>After successful login the Easi / Easiest user will be able to see the e-Voting option for eligible companies where the evoting is in progress as per the information provided by company. On clicking the evoting option, the user will be able to see e-Voting page of the e-Voting service provider for casting your vote during the remote e-Voting period or joining virtual meeting &amp; voting during the meeting. Additionally, there is also links provided to access the system of all e-Voting Service Providers, so that the user can visit the e-Voting service providers' website directly.</li> <li>If the user is not registered for Easi/Easiest, option to register is available at CDSL website <a href="http://www.cdslindia.com">www.cdslindia.com</a> and click on login &amp; New System Myeasi Tab and then click on registration option.</li> <li>Alternatively, the user can directly access e-Voting page by providing Demat Account Number and PAN No. from a e-Voting link available on <a href="http://www.cdslindia.com">www.cdslindia.com</a> home page. The system will authenticate the user by sending OTP on registered Mobile &amp; Email as recorded in the Demat Account. After successful authentication, user will be able to see the e-Voting option where the evoting is in progress and also able to directly access the system of all e-Voting Service Providers.</li> </ol>
Individual Shareholders (holding securities in demat mode) login through their depository participants	You can also login using the login credentials of your demat account through your Depository Participant registered with NSDL/CDSL for e-Voting facility. upon logging in, you will be able to see e-Voting option. Click on e-Voting option, you will be redirected to NSDL/CDSL Depository site after successful authentication, wherein you can see e-Voting feature. Click on company name or e-Voting service provider i.e. NSDL and you will be redirected to e-Voting website of NSDL for casting your vote during the remote e-Voting period or joining virtual meeting & voting during the meeting.

**Important note:** Members who are unable to retrieve User ID/ Password are advised to use Forget User ID and Forget Password option available at abovementioned website.

Helpdesk for Individual Shareholders holding securities in demat mode for any technical issues related to login through Depository i.e. NSDL and CDSL.

Login type	Helpdesk details
Individual Shareholders holding securities in demat mode with NSDL	Members facing any technical issue in login can contact NSDL helpdesk by sending a request at <a href="mailto:evoting@nsdl.co.in">evoting@nsdl.co.in</a> or call at 022 - 4886 7000
Individual Shareholders holding securities in demat mode with CDSL	Members facing any technical issue in login can contact CDSL helpdesk by sending a request at <a href="mailto:helpdesk.evoting@cdslindia.com">helpdesk.evoting@cdslindia.com</a> or contact at toll free no. 1800-21-09911

## B) Login Method for e-Voting and joining virtual meeting for shareholders other than Individual shareholders holding securities in demat mode and shareholders holding securities in physical mode.

### How to Log-in to NSDL e-Voting website?

- Visit the e-Voting website of NSDL. Open web browser by typing the following URL: <https://www.evoting.nsdl.com/> either on a Personal Computer or on a mobile.
- Once the home page of e-Voting system is launched, click on the icon "Login" which is available under 'Shareholder/ Member' section.
- A new screen will open. You will have to enter your User ID, your Password/OTP and a Verification Code as shown on the screen.

**Alternatively,** if you are registered for NSDL eservices i.e. IDEAS, you can log-in at <https://eservices.nsdl.com/> with your existing IDEAS login. Once you log-in to NSDL eservices after using your log-in credentials, click on e-Voting and you can proceed to Step 2 i.e. Cast your vote electronically.

4. Your User ID details are given below:

<b>Manner of holding shares i.e. Demat (NSDL or CDSL) or Physical</b>	<b>Your User ID is:</b>
a) For Members who hold shares in demat account with NSDL.	8 Character DP ID followed by 8 Digit Client ID For example, if your DP ID is IN300*** and Client ID is 12***** then your user ID is IN300***12*****.
b) For Members who hold shares in demat account with CDSL.	16 Digit Beneficiary ID For example, if your Beneficiary ID is 12***** then your user ID is 12*****.
c) For Members holding shares in Physical Form.	EVEN Number followed by Folio Number registered with the company For example, if folio number is 001*** and EVEN is 101456 then user ID is 101456001***.

5. Password details for shareholders other than Individual shareholders are given below:

- If you are already registered for e-Voting, then you can use your existing password to login and cast your vote.
- If you are using NSDL e-Voting system for the first time, you will need to retrieve the 'initial password' which was communicated to you. Once you retrieve your 'initial password', you need to enter the 'initial password' and the system will force you to change your password.
- How to retrieve your 'initial password'?
  - If your email ID is registered in your demat account or with the company, your 'initial password' is communicated to you on your email ID. Trace the email sent to you from NSDL from your mailbox. Open the email and open the attachment i.e. a .pdf file. Open the .pdf file. The password to open the pdf file is your 8-digit client ID for NSDL account, last 8 digits of client ID for CDSL account or folio number for shares held in physical form. The .pdf file contains your 'User ID' and your 'initial password'.
  - If your email ID is not registered, please follow steps mentioned below in process for those shareholders whose email ids are not registered.

6. If you are unable to retrieve or have not received the "Initial password" or have forgotten your password:

- Click on "Forgot User Details/Password?" (If you are holding shares in your demat account with NSDL or CDSL) option available on [www.evoting.nsdl.com](http://www.evoting.nsdl.com).
- Physical User Reset Password? (If you are holding shares in physical mode) option available on [www.evoting.nsdl.com](http://www.evoting.nsdl.com).
- If you are still unable to get the password by aforesaid two options, you can send a request at [evoting@nsdl.co.in](mailto:evoting@nsdl.co.in) mentioning your demat account number/folio number, your PAN, your name and your registered address etc.
- Members can also use the OTP (One Time Password) based login for casting the votes on the e-Voting system of NSDL.

7. After entering your password, tick on Agree to "Terms and Conditions" by selecting on the check box.

8. Now, you will have to click on "Login" button.

9. After you click on the "Login" button, Home page of e-Voting will open.

## **STEP 2: CAST YOUR VOTE ELECTRONICALLY AND JOIN GENERAL MEETING ON NSDL E-VOTING SYSTEM.**

How to cast your vote electronically and join General Meeting on NSDL e-Voting system?

- After successful login at Step 1, you will be able to see all the companies "EVEN" in which you are holding shares and whose voting cycle and General Meeting is in active status.
- Select "EVEN" of company for which you wish to cast your vote during the remote e-Voting period and casting your vote during the General Meeting. For joining virtual meeting, you need to click on "VC/OAVM" link placed under "Join Meeting".
- Now you are ready for e-Voting as the Voting page opens.

4. Cast your vote by selecting appropriate options i.e. assent or dissent, verify/modify the number of shares for which you wish to cast your vote and click on "Submit" and also "Confirm" when prompted.
5. Upon confirmation, the message "Vote cast successfully" will be displayed.
6. You can also take the printout of the votes cast by you by clicking on the print option on the confirmation page.
7. Once you confirm your vote on the resolution, you will not be allowed to modify your vote

#### **General Guidelines for shareholders**

1. Institutional shareholders (i.e. other than individuals, HUF, NRI etc.) are required to send scanned copy (PDF/JPG Format) of the relevant Board Resolution/ Authority letter etc. with attested specimen signature of the duly authorized signatory(ies) who are authorized to vote, to the Scrutinizer by e-mail to [csalpeshvekariya@gmail.com](mailto:csalpeshvekariya@gmail.com) with a copy marked to [evoting@nsdl.com](mailto:evoting@nsdl.com). Institutional shareholders (i.e. other than individuals, HUF, NRI etc.) can also upload their Board Resolution / Power of Attorney / Authority Letter etc. by clicking on "Upload Board Resolution / Authority Letter" displayed under "e-Voting" tab in their login
2. It is strongly recommended not to share your password with any other person and take utmost care to keep your password confidential. Login to the e-voting website will be disabled upon five unsuccessful attempts to key in the correct password. In such an event, you will need to go through the "Forgot User Details/Password?" or "Physical User Reset Password?" option available on [www.evoting.nsdl.com](http://www.evoting.nsdl.com) to reset the password.
3. In case of any queries, you may refer the Frequently Asked Questions (FAQs) for Shareholders and e-voting user manual for Shareholders available at the download section of [www.evoting.nsdl.com](http://www.evoting.nsdl.com) or call on: 022 - 4886 7000 or send a request to Ms. Pallavi Mhatre, Senior Manager at [evoting@nsdl.com](mailto:evoting@nsdl.com).

#### **Process for those shareholders whose email ids are not registered with the depositories for procuring user id and password and registration of e mail ids for e-voting for the resolutions set out in this notice:**

1. In case shares are held in physical mode please provide Folio No., Name of shareholder, scanned copy of the share certificate (front and back), PAN (self attested scanned copy of PAN card), AADHAR (self attested scanned copy of Aadhar Card) by email to [csgpl@champalalgroup.com](mailto:csgpl@champalalgroup.com).
2. In case shares are held in demat mode, please provide DPID-CLID (16 digit DPID + CLID or 16 digit beneficiary ID), Name, client master or copy of Consolidated Account statement, PAN (self attested scanned copy of PAN card), AADHAR (self attested scanned copy of Aadhar Card) to [csgpl@champalalgroup.com](mailto:csgpl@champalalgroup.com). If you are an Individual shareholder holding securities in demat mode, you are requested to refer to the login method explained at step 1 (A) i.e. Login method for e-Voting and joining virtual meeting for Individual shareholders holding securities in demat mode.
3. Alternatively, shareholder/members may send a request to [evoting@nsdl.com](mailto:evoting@nsdl.com) for procuring user id and password for e-voting by providing above mentioned documents.
4. In terms of SEBI circular dated December 9, 2020 on e-Voting facility provided by Listed Companies, Individual shareholders holding securities in demat mode are allowed to vote through their demat account maintained with Depositories and Depository Participants. Shareholders are required to update their mobile number and email ID correctly in their demat account in order to access e-Voting facility

#### **25. THE INSTRUCTIONS FOR MEMBERS FOR e-VOTING ON THE DAY OF THE AGM ARE AS UNDER:**

1. The procedure for e-Voting on the day of the EGM/AGM is same as the instructions mentioned above for remote e-voting.
2. Only those Members/ shareholders, who will be present in the EGM/AGM through VC/OAVM facility and have not casted their vote on the Resolutions through remote e-Voting and are otherwise not barred from doing so, shall be eligible to vote through e-Voting system in the EGM/AGM.
3. Members who have voted through Remote e-Voting will be eligible to attend the EGM/AGM. However, they will not be eligible to vote at the EGM/AGM.
4. The details of the person who may be contacted for any grievances connected with the facility for e-Voting on the day of the EGM/AGM shall be the same person mentioned for Remote e-voting.

## 26. INSTRUCTIONS FOR MEMBERS FOR ATTENDING THE EGM/AGM THROUGH VC/OAVM ARE AS UNDER:

1. Member will be provided with a facility to attend the EGM/AGM through VC/OAVM through the NSDL e-Voting system. Members may access by following the steps mentioned above for Access to NSDL e-Voting system. After successful login, you can see link of "VC/OAVM" placed under "Join meeting" menu against company name. You are requested to click on VC/OAVM link placed under Join Meeting menu. The link for VC/OAVM will be available in Shareholder/Member login where the EVEN of Company will be displayed. Please note that the members who do not have the User ID and Password for e-Voting or have forgotten the User ID and Password may retrieve the same by following the remote e-Voting instructions mentioned in the notice to avoid last minute rush.
2. Members are encouraged to join the Meeting through Laptops for better experience.
3. Further Members will be required to allow Camera and use Internet with a good speed to avoid any disturbance during the meeting.
4. Please note that Participants Connecting from Mobile Devices or Tablets or through Laptop connecting via Mobile Hotspot may experience Audio/Video loss due to Fluctuation in their respective network. It is therefore recommended to use Stable Wi-Fi or LAN Connection to mitigate any kind of aforesaid glitches.

HCP Plastene Bulkpack Limited  
L25200GJ1984PLC050560

H.B. Jirawala House,  
Navbharat Soc,  
Nr. Panchshil Bus Stand,  
Usmanpura,  
Ahmedabad-380013  
Date:- 10<sup>th</sup> August, 2024

By order of the Board of Directors  
For. **HCP Plastene Bulkpack Limited**

Sd/-  
**Prakash Parekh**  
Managing Director  
DIN: 00158264

## THE STATEMENT SETTING OUT THE MATERIAL FACTS CONCERNING EACH ITEM OF SPECIAL BUSINESS PURSUANT TO SECTION 102 OF THE COMPANIES ACT, 2013.

### **Item No 3: To consider and approve the payment of remuneration to Mrs. Meenu Maheshwari (DIN: 07113136), Non-Executive Independent Director in excess of the limit prescribed under Securities and Exchange Board of India (Listing Obligation and Disclosure Requirements) Regulation, 2015.**

The Company pays the sitting fees to its Directors for attending Board/ Committee Meetings. Further Mr. Sandeep Shah, Mr. Ashutosh Maheshwari, Mr. Anil Goyal and Mr. Ranjeet Mal Kastia have waived their right to receive sitting fees for attending Meetings. In view of the same, the fees paid/payable to Mrs. Meenu Maheshwari for the current financial year may exceed fifty percent of the total annual remuneration payable to all Non-Executive Directors. The details of remuneration payable to Mrs. Meenu Maheshwari for the Financial Year 2023-2024, is given under the Corporate Governance Report forming part of the Annual Report.

Further, in view of the provisions of Regulation 17(6)(ca) of SEBI (Listing Obligation and Disclosure Requirements) Regulations, 2015, The approval of Shareholders by Special Resolution shall be obtained every year, in which the annual remuneration payable to a single Non-Executive Director exceed fifty percent of the total annual remuneration payable to all Non-Executive Directors.

None of the Directors or Key Managerial Personnel of the Company or their relative except Mrs. Meenu Maheshwari and their relatives are in any way concerned or interested, financially or otherwise, in the Resolution set out in Item No. 3 of the Notice.

Based on the recommendation of the Nomination and Remuneration Committee, the Board recommends the Special Resolution set forth at Item No. 3 of the Notice for approval of the Members.

### **Item No 4: To consider and approve Material Related Party Transactions of the Company.**

The provisions of the SEBI (Listing Obligation and Disclosure Requirements) Regulations, mandates prior approval of a listed entity by means of Ordinary Resolution for all material Related Party Transactions, even if such transactions are in the ordinary course of business of the Company and at arm's length basis. As per SEBI (Listing Obligations and Disclosure Requirements) Regulations a transaction with related parties shall be considered material if the transaction(s) to be entered into, either individually or taken together with previous transactions during the financial year, whether directly and/or through its subsidiary (ies) /Joint Venture(s), exceed(s) ₹ 1000 Crore, or 10% of the annual consolidated turnover as per the last audited financial statement of the listed entity, whichever is lower.



During the Period commencing from conclusion of this AGM upto the conclusion of next AGM (up to AGM 2025), Company proposes to enter into certain related party transaction(s) as mentioned below, on mutually agreed terms and conditions, and the aggregate of such transaction(s), are expected to cross the applicable materiality threshold as mentioned above. Accordingly, as per SEBI Listing Regulations, prior approval of the members is being sought for all such arrangements/ transactions proposed to be undertaken by the Company, either directly or along with its subsidiary(ies) /Joint Venture(s). All the said transactions shall be in the ordinary course of business of the Company/ its Subsidiaries/Joint Venture(s) and on an arm's length basis.

The Company has taken approval for related party transactions for the financial year 2023-2024 in their 39th Annual General Meeting held on 29th September, 2023. The Company proposes to ratify the transactions it has entered into with related parties since the beginning of financial year up to the date of AGM.

The Audit Committee has, on the basis of relevant details provided by the management, as required by the law, at its meeting held on 10th August, 2024, reviewed and approved the said transaction(s), subject to approval of the members, while noting that such transaction shall be on arm's length basis and in the ordinary course of business of the Company.

None of the Directors, Key Managerial Personnel of the Company and their relatives is, in any way, connected or interested, financially or otherwise, in the Resolution set out in Item No. 4 of the Notice except to their shareholding or employment in the Company, its Holding Company or Associate Group Company, if any, in the Company.

Based on the recommendation of the Audit Committee, the Board recommends the Ordinary Resolution set forth at Item No. 4 of the Notice for approval of the Members.

The relevant information pertaining to transactions with related parties under Rules 15 of Companies (Meeting of Board and its Powers) Rules, 2014, as amended and SEBI circular vide SEBI/HO/CFD/CMD1/CIR/P/2021/662 dated November 22, 2021 is given below:

Sr. No.	Particular						
1	Name of Related Party	HCP Enterprise Limited	Plastene India Limited	Plastene Polyfilms Limited	K. P. Woven Private Limited	Oswal Extrusion Limited	HCP Plastene Bulkpack PLT
2	Type of Transaction	Purchase/ Sale or Job Work of Goods/ Guarantee/ Sale of assets/ purchase of assets/ lease of Assets/ loans/ Rendering/ Availing Services/ Others	Purchase/ Sale or Job Work of Goods/ Guarantee/ Sale of assets/ purchase of assets/ lease of Assets/ loans/ Rendering/ Availing Services/ Others	Purchase/ Sale or Job Work of Goods/ Guarantee/ Sale of assets/ purchase of assets/ lease of Assets/ loans/ Rendering/ Availing Services/ Others	Purchase/ Sale or Job Work of Goods/ Guarantee/ Sale of assets/ purchase of assets/ lease of Assets/ loans/ Rendering/ Availing Services/ Others	Purchase/ Sale or Job Work of Goods/ Guarantee/ Sale of assets/ purchase of assets/ lease of Assets/ loans/ Rendering/ Availing Services/ Others	Purchase/ Sale or Job Work of Goods/ Guarantee/ Sale of assets/ purchase of assets/ lease of Assets/ loans/ Rendering/ Availing Services/ Others
3	Material terms and particulars of the proposed transaction	Material terms and conditions are based on the contracts which inter alia include the rates which are based on prevailing market price and commercial terms as on the date of entering into the contract(s).					
4	Nature of Relationship with the Company including nature of its concern or interest (financial or otherwise)	Entity controlled by close family member of Director and Promoters	Entity controlled by close family member of Director and Promoters	Entity controlled by close family member of Director and Promoters	K.P. Woven Private Limited is Subsidiary of Company	Entity controlled by close family member of Director and Promoters	HCP Plastene Bulkpack PLT is Joint Venture of Company
5	Tenure of the proposed transaction	Upto the date of next AGM					
6	Value of the Proposed transaction (not to exceed)	₹ 15000 Lakhs	₹ 20000 Lakhs	₹ 10000 Lakhs	₹ 25000 Lakhs	₹ 10000 Lakhs	₹ 1000 Lakhs

Sr. No.	Particular						
7	Value of RPT as % of Company's audited consolidated annual turnover of ₹ 29,455.55 Lakhs for the financial year 2023-2024	50.92	67.90	33.95	84.87	33.95	Nil
8	If the transaction relates to any loans, inter - corporate deposits, advances or investments made or given by the listed entity or its subsidiary /Joint Venture:	The Company shall infuse Inter Corporate Deposit(s) from its internal accruals or borrowed funds					
	(i) Details of financial indebtedness incurred	None					
	(ii) Applicable terms, including covenants, tenure, interest rate and repayment schedule, whether secured or unsecured, if secured, the nature of security	Refer Notes No 3. Providing and Obtaining Financial Assistance					
	(iii) the purpose for which the funds will be utilized by the ultimate beneficiary of such funds pursuant to the related party transaction	Refer Notes No 3. Providing and Obtaining Financial Assistance					
9	Justification as to why the RPT is in the interest of the Company	Refer:- Note No. 1- Purchase/ Sale or Job work of Goods, Note No. 2 - Purchase or Sale or Lease of Assets, Rendering/ Availing Services, Note No. 3 - Providing and Obtaining Financial Assistance.					
10	Copy of the valuation or other external party report, if any such report has been relied upon	Not Applicable					
11	Any other information relevant or important for the members to take a decision on the proposed transaction	Nil					

➤ **Justification as to why the RPT is in the interest of the Company**

Note No	Particular	Description
1	Purchase/ Sale or Job work of Goods	HCP Plastene Bulkpack Limited was admitted under the provisions of Insolvency and Bankruptcy code, 2016 and based on the Resolution plan submitted the Company is takeover by the Plastene India Limited. Plastene Group of Companies is a leading manufacturer of plastic packaging materials; in order to expand the operation, it is necessary to use the Company's resources effectively. In order to expand the business, the Company can purchase, sell, or do job work with the Plastene Group of Companies viz (HCP Enterprise, Plastene India Limited, Plastene Polyfilms Limited, K. P. Woven Private Limited, Oswal Extrusion Limited, HCP Plastene Bulkpack PLT).

Note No	Particular	Description
2	Purchase or Sale or Lease of Assets, Rendering/ Availing Services	For the purpose of business, Plastene Group of Companies purchase, sale or lease assets among themselves. Plastene Group of company procures, manages and provides various Admin, Finance, HR, IT and other Consultancy Services certainly to various entities of Plastene Group on need basis.
3	Providing and Obtaining Financial Assistance	The Company is expanding the business by utilizing resources effectively for the same it can extend or avail finance assistance on need basis, in form of corporate guarantees/ revolving interest bearing inter corporate deposits/ loans/ advances. The financial assistance will be utilised by the borrowing entity(ies) for its business purposes including expansion, working capital requirements and other business purposes. The financial assistance will carry interest at appropriate market rate prevailing at the time of disbursement and may vary depending upon the credit profile of the borrowing entity(ies).

**Item No 5: To consider and approve Material Related Party Transactions of the K. P. Woven Private Limited, a Subsidiary Company with certain Related Parties**

The provisions of the SEBI (Listing Obligation and Disclosure Requirements) Regulations, mandates prior approval of a listed entity by means of Ordinary Resolution for all material Related Party Transactions, even if such transactions are in the ordinary course of business of the company and at arm's length basis. As per SEBI (Listing Obligations and Disclosure Requirements) Regulations a transaction to which the subsidiary of a listed entity is a party but the listed entity is not a party, shall be approved by Audit Committee if the value of such transaction whether entered into individually or taken together with previous transaction during a financial year exceed 10% of the annual standalone turnover of the subsidiary. Also SEBI (Listing Obligation and Disclosure Requirements) Regulations specify that a transaction with related parties shall be considered material if the transaction(s) to be entered into, either individually or taken together with previous transactions during the financial year, whether directly and/or through its subsidiary(ies), exceed(s) ₹ 1000 Crore, or 10% of the annual consolidated turnover as per the last audited financial statement of the listed entity, whichever is lower.

During the Period commencing from conclusion of this AGM upto the conclusion of next AGM (up to AGM 2025), Company proposes to enter into certain related party transaction(s) as mentioned below to which subsidiary of the Company is a party but listed entity is not, on mutually agreed terms and conditions, and the aggregate of such transaction(s), are expected to cross the applicable materiality threshold as mentioned above. Accordingly, as per SEBI Listing Regulations, prior approval of the members is being sought for all such arrangements/ transactions proposed to be undertaken by the subsidiary company, either directly or along with its subsidiary(ies). All the said transactions shall be in the ordinary course of business of the Company/its Subsidiaries and on an arm's length basis.

The Company has taken approval for Related Party Transactions for the financial year 2023-2024 in their 39th Annual General Meeting held on 29th September, 2023. Company proposes to ratify the transactions to which subsidiary of the Company is party but Company is not the party, since the beginning of financial year up to the date of AGM.

The Audit Committee has, on the basis of relevant details provided by the management, as required by the law, at its meeting held on 10th August, 2024, reviewed and approved the said transaction(s), subject to approval of the members, while noting that such transaction shall be on arm's length basis and in the ordinary course of business of the Company.

None of the Directors, Key Managerial Personnel of the Company and their relatives is, in any way, connected or interested, financially or otherwise, in the Resolution set out in Item No. 5 of the Notice except to their shareholding or employment in the Company, its Holding Company or Associate Group Company, if any, in the Company.

Based on the recommendation of the Audit Committee, the Board recommends the Ordinary Resolution set forth at Item No. 5 of the Notice for approval of the Members.

The relevant information pertaining to transactions with related parties under Rules 15 of Companies (Meeting of Board and its Powers) Rules, 2014, as amended and SEBI circular vide SEBI/HO/CFD/CMD1/CIR/P/2021/662 dated November 22, 2021 is given below:

Sr No	Particular						
1	Name of Related Party	HCP Enterprise Limited	Plastene India Limited	Plastene Polyfilms Limited	HCP Plastene Bulkpack Limited	Oswal Extrusion Limited	HCP Plastene Bulkpack PLT
2	Type of Transaction	Purchase/ Sale or Job Work of Goods/ Guarantee/ Sale of assets / purchase of assets /lease of Assets/ loans/ Rendering / Availing Services/ Others	Purchase/ Sale or Job Work of Goods/ Guarantee/ Sale of assets / purchase of assets /lease of Assets/ loans/ Rendering / Availing Services/ Others	Purchase/ Sale or Job Work of Goods/ Guarantee/ Sale of assets / purchase of assets /lease of Assets/ loans/ Rendering / Availing Services/ Others	Purchase/ Sale or Job Work of Goods/ Guarantee/ Sale of assets / purchase of assets /lease of Assets/ loans/ Rendering / Availing Services/ Others	Purchase/ Sale or Job Work of Goods/ Guarantee/ Sale of assets / purchase of assets /lease of Assets/ loans/ Rendering / Availing Services/ Others	Purchase/ Sale or Job Work of Goods/ Guarantee/ Sale of assets / purchase of assets /lease of Assets/ loans/ Rendering / Availing Services/ Others
3	Material terms and particulars of the proposed transaction	Material terms and conditions are based on the contracts which inter alia include the rates which are based on prevailing market price and commercial terms as on the date of entering into the contract(s)					
4	Nature of Relationship with the company including nature of its concern or interest (financial or otherwise)	Entity controlled by close family member of Director and Promoters	Entity controlled by close family member of Director and Promoters	Entity controlled by close family member of Director and Promoters	HCP Plastene Bulkpack Limited is Holding Company	Entity controlled by close family member of Director and Promoters	HCP Plastene Bulkpack PLT is Joint Venture of Holding Company
5	Tenure of the proposed transaction	Upto the date of Next AGM					
6	Value of the Proposed transaction (not to exceed)	₹ 10000 Lakhs	₹ 50000 Lakhs	₹ 10000 Lakhs	₹ 25000 Lakhs	₹ 10000 Lakhs	₹ 1000 Lakhs
7	Value of RPT as % of company's audited consolidated annual turnover of ₹ 29,455.55 Lakh for the financial year 2023-2024	33.95	169.75	33.95	84.87	33.95	Nil

Sr No	Particular	
	If the transaction relates to any loans, inter - corporate deposits, advances or investments made or given by the listed entity or its subsidiary:	The Company shall infuse Inter Corporate Deposit(s) from its internal accruals or borrowed funds
	(i) Details of financial indebtedness incurred	None
	(ii) Applicable terms, including covenants, tenure, interest rate and repayment schedule, whether secured or unsecured, if secured, the nature of security	Refer Notes No 3. Providing and Obtaining Financial Assistance
	(iii) the purpose for which the funds will be utilized by the ultimate beneficiary of such funds pursuant to the related party transaction	Refer Notes No 3. Providing and Obtaining Financial Assistance
9	Justification as to why the RPT is in the interest of the Company.	Refer:- Note No.1- Purchase/ Sale or Job work of Goods Note No.2-Purchase or Sale or Lease of Assets, Rendering/ Availing Services Note No.3- Providing and Obtaining Financial Assistance
10	Copy of the valuation or other external party report, if any such report has been relied upon.	Not Applicable
11	Any other information relevant or important for the members to take a decision on the proposed transaction.	Nil

➤ **Justification as to why the RPT is in the interest of the Company**

<b>Note No</b>	<b>Particular</b>	<b>Description</b>
1	Purchase/ Sale or Job work of Goods	The company engages in the same business line as the related party, so to optimize the resources effectively, its general practice is to purchase, sell and job work for the goods among related parties.
2	Purchase or Sale or Lease of Assets, Rendering/ Availing Services	A common practice of the company is to purchase, sell, or lease property among related parties for business purposes. Whereas company has their own staff for the various departments and as per the requirements the company shares the resources among the related parties.
3	Providing and Obtaining Financial Assistance	The Company is expanding the business by utilizing resources effectively for the same it can extend or avail finance assistance on need basis, in form of Corporate guarantees/ revolving interest bearing inter corporate deposits/ loans/ advances. The financial assistance will be utilised by the borrowing entity(ies) for its business purposes including expansion, working capital requirements and other business purposes. The financial assistance will carry interest at appropriate market rate prevailing at the time of disbursement and may vary depending upon the credit profile of the borrowing entity(ies).

HCP Plastene Bulkpack Limited  
L25200GJ1984PLC050560

H.B. Jirawala House,  
Navbharat Soc,  
Nr. Panchshil Bus Stand,  
Usmanpura,  
Ahmedabad-380013  
Date:- 10<sup>th</sup> August, 2024

By order of the Board of Directors  
For. **HCP Plastene Bulkpack Limited**

Sd/-  
**Prakash Parekh**  
Managing Director  
DIN: 00158264

## Annexure to the Notice

Pursuant to Regulation 36(3) of the SEBI (Listing Obligation and Disclosure Requirements) Regulations, 2015 and Secretarial Standard-2 on General Meeting.

Name of Director	Prakash Parekh
Director Identification No.	00158264
Date of Birth	26-09-1973
Nationality	Indian
Brief Resume of Director	He possesses wider experience in the Plastic Industry, Management etc. and he is also a member of Indian Flexible Intermediate Bulk Containers Associations (IFBCA)
Original Date of Appointment	21-10-2020
Qualification	Bachelor of Chemical Engineering
Experience (Years)	More than 23 years
Expertise	All Strategic planning, execution, Business Development
Remuneration last drawn (including sitting fees)	As mentioned in the Report of Corporate Governance
Number of Board Meeting attended during FY 2023-2024	As mentioned in the Report of Corporate Governance
Shareholding (Equity Shares)	1800000 (16.86%)
Disclosure of relationships between Directors inter-se	Not Related to any Director or KMP
Members/ Chairperson of Committee of the Company	N.A.
Directorship held in other companies	HCP Enterprise Limited Plastene India Limited
Membership of committee held in other Indian companies	N.A.
Chairpersonship of committee held in other Indian companies	Chairpersonship- CSR Committee of Plastene India Limited







**HCP Plastene**  
Bulkpack Limited

**HCP PLASTENE BULKPACK LIMITED**

H. B. Jirawala House, Navbharat Society,  
Nr. Panchshil Bus Stand, Usmanpura,  
Ahmedabad, Gujarat, India-380013