



Dated: 10<sup>th</sup> June, 2021

Manager Listing Department <b>BSE Limited</b> Phiroze Jeejeebhoy Towers, Dalal Street, Mumbai- 400001 Scrip Code : 533344	Manager Listing Department <b>National Stock Exchange of India Limited</b> Exchange Plaza, C-1, Block G, Bandra- Kurla Complex, Bandra (East), Mumbai- 51 Scrip Code : PFS
--	--

**Sir/ Madam,**

**Sub: Press Release**

Please find enclosed the press release for PTC India Financial Services Limited.

Yours faithfully,

**For PTC India Financial Services Limited**

**VISHAL GOYAL** Digitally signed by  
VISHAL GOYAL  
Date: 2021.06.10  
07:14:35 +05'30'

**Vishal Goyal**  
**(Company Secretary)**

**Enclosed: as above**

**PTC India Financial Services Ltd. (CIN: L65999DL2006PLC153373)**

(A subsidiary of PTC India Limited)

**Registered Office:** 7th Floor, Telephone Exchange Building, 8 Bhikaji Cama Place, New Delhi - 110 066, India

Board: +91 11 26737300 / 26737400 Fax: 26737373 / 26737374, Website: www.ptcfinancial.com, E-mail: info@ptcfinancial.com



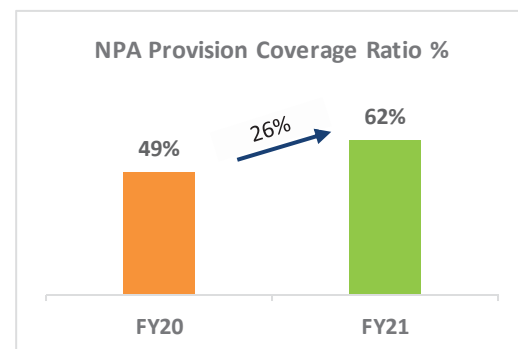
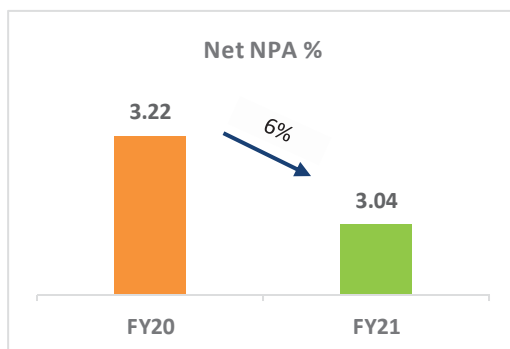
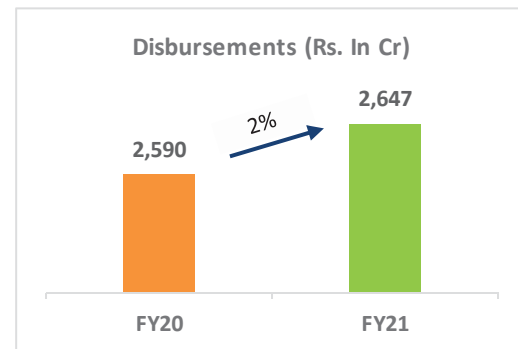
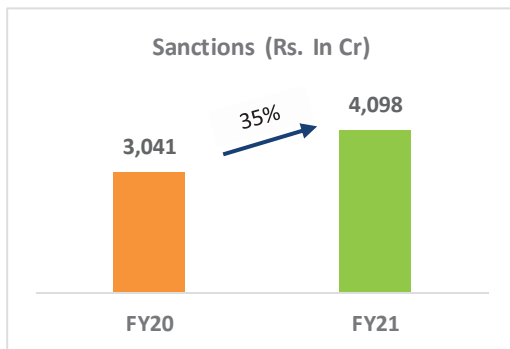
## Press Release

New Delhi, 09<sup>th</sup> June, 2021

**Financial Performance for the Quarter and year ended 31<sup>st</sup> March, 2021.**

- Fresh Loans of Rs. 2,329 crore sanctioned and further disbursements of Rs. 1,331 crore have been made during the quarter
- The company is happy to report that there have been no further slippages in the current quarter. The Provision Coverage Ratio have been increased to 62% in Q4FY21 compared to 49% in Q3FY21
- As a matter of abundant prudence PFS has made full provision on one of its NPA account for which offer of One Time Settlement (OTS) is available and under consideration of PFS Board
- Received honours in “Financial Services” for the following categories:
  - Business of the Year Award
  - CEO of the Year Award to our MD & CEO, Dr. Pawan Singh

### Q4FY21 – Key Performance Variables





## Management Commentary:

*The unprecedented pandemic last year triggered grave challenges across the globe. Despite all the hardships arising due to the pandemic, the united reaction sparked by the indomitable human spirit will go down in history as a testament of our endurance. Our business performance in the year gone by is also a reflection of that intrinsic resilience and adaptability. During the year, the company has resolved stress loans worth Rs.~124 crores and its business (sanctions as well as disbursements) have increased. We are unwavering in our commitment to have a clean and strong balance sheet, both in terms of the nature of our business and the quality of our portfolio. Improved cash flows and strong liquidity position enabled us to have a robust growth on operating and financial parameters. We are first mover in some of the established as well as upcoming sustainable green infrastructure finance sectors like renewable energy, waste water treatment plant, e-mobility, e-vehicle manufacturing. With around 50% of our loan book to renewable energy we will continue to focus on new areas of additionality and sustainability like annuity based infra, water sanitation, e-mobility, ports, highways etc. as well as renewable energy space, which will pave the way for stupendous growth in the coming quarters. With a strong order book, low borrowings cost and excellent credibility we begin the year FY 2022 on a strong growth momentum and significantly have a better sight for future growth.*

### Q4FY21 VS Q4FY20

- Net Interest Income (NII) for Q4FY21 increased to Rs. 96.48 crore as compared to Rs. 91.87 crore in Q4FY20
- Profit before Tax (PBT) and Profit after Tax (PAT) for Q4FY21 stood at Rs. (30.54) crore and Rs. (53.66) crore respectively. During Q4FY21 PFS has completely provided off one NPA account in which OTS offer is available and under consideration of PFS Board
- Loans sanctioned during the quarter stood at Rs. 2,329 crores, an increase by 164% and Loans disbursements increased by 160% to Rs. 1,331 crores despite the impact of COVID
- Yield on Earning Assets has stood at 10.98% in Q4FY21 compared to 11.66% in Q4FY20
- Debt Equity Ratio improved to 4.37 times in Q4FY21 compared to 4.43 times in Q4FY20
- Adjusted Net Interest Margin (NIM) improved to 4.24% in Q4FY21 compared to 3.38% in Q4FY20
- Adjusted Spread for Q4FY21 stood at 2.98% compared to spread of 2.68% in Q4FY20

### Q4FY21 VS Q3FY21

- Net Interest Income (NII) for Q4FY21 stood at Rs. 96.48 crore as compared to Rs. 77.25 crore in Q3FY21
- Profit / (Loss) before Tax (PBT) stood at Rs. (30.54) crore in Q4FY21 compared to Rs. 32.90 crore in Q3FY21. During Q4FY21 PFS has completely provided off one NPA account in which OTS offer is available and under consideration of PFS Board
- Profit / (Loss) after Tax (PAT) stood at Rs. (53.66) crore in Q4FY21 compared to Rs. 20.85 crore in Q3FY21
- Net Interest Income as a % to Total Income for Q4FY21 improved to 35.1% compared to 28.7% for Q3FY21
- Yield on Earnings Assets stood at 10.98% in Q4FY21 compared to 11.25% in Q3FY21



- Net Interest Margin (Earning Portfolio) increased to 4.24% in Q4FY21 compared to 3.53% in Q3FY21
- Adjusted Spread for Q4FY21 stood at 2.98% compared to spread of 2.86% in Q3FY21
- Additional business (disbursements) of Rs. 1,331 crore has been made in Q4FY21

## FY21 VS FY20

- Net Interest Income (NII) for FY21 stood at Rs. 353.74 crore compared to Rs. 375.81 crore in FY20
- Profit before Tax (PBT) stood at Rs. 93.42 crore and Profit after Tax (PAT) stood at Rs. 25.60 crore in FY21 compared to Rs. 172.04 crore and Rs. 110.00 crore in FY20 respectively. During Q4FY21 PFS has completely provided off one NPA account in which OTS offer is available and under consideration of PFS Board
- Net Interest Income as a % to Total Income for FY21 stood at 31.0% compared to 27.4% for FY20
- Yield on Earning Assets stood at 11.13% in FY21 compared to 11.73% in FY20
- Adjusted Net Interest Margin (NIM) increased to 3.47% in FY21 compared to 3.31% in FY20
- Additional business (disbursements) of Rs. 2,647 crore has been made in FY21

## As at 31<sup>st</sup> March, 2021

- The total outstanding credit i.e. aggregate of loan assets and non-fund based commitments against sanctioned loans, stood at Rs. 11,094 crore as on 31<sup>st</sup> March, 2021. Loan assets aggregated to Rs. 10,751 crore and outstanding non-fund based commitments aggregated to Rs. 343 crore
- Gross Non Performing Accounts (GNPA) stood at 7.64% and Net Non Performing Accounts (NNPA) at 3.04% as on 31<sup>st</sup> March, 2021. PFS is expecting further reduction in its NPA level in coming quarters with resolution of few of its stress accounts
- Capital Adequacy Ratio as on 31<sup>st</sup> March, 2021 stood at 23.95% comprising Tier I at 23.55 % and Tier II at 0.40%
- Debt to equity ratio stood at 4.37 times



## About PFS

PFS is a non-banking finance company promoted by PTC India Limited. PFS has been granted the status of an Infrastructure Finance Company (“IFC”) by the Reserve Bank of India. The Company offers an array of financial products to infrastructure companies in the entire energy value chain and other infrastructure industries. PFS also provides fee based services viz loan syndication and underwriting etc.

For more updates and information on the Company, please log on to <http://www.ptcfinancial.com>

For further information please contact:

**Abhinav Goyal**

Vice President

PTC India Financial Services Limited

Tel.: +91 11 26737408

Fax: +91 11 26737373

Email : [abhinav.goyal@ptcfinancial.com](mailto:abhinav.goyal@ptcfinancial.com)

**Vikas Mahajan**

Fortuna PR

Tel: +91 9953619912

Email: [vikas@fortunapr.com](mailto:vikas@fortunapr.com)

**Disclaimer:**

*Certain matters discussed in this document may contain statements regarding the Company’s market opportunity and business prospects that are individually and collectively forward-looking statements. Such forward-looking statements are not guarantees of future performance and are subject to known and unknown risks, uncertainties and assumptions that are difficult to predict. These risks and uncertainties include, but are not limited to: the performance of the Indian economy and of the economies of various international markets, the performance of the power industry in India and world-wide, competition, the company’s ability to successfully implement its strategy, the Company’s future levels of growth and expansion, technological implementation, changes and advancements, changes in revenue, income or cash flows, the Company’s market preferences and its exposure to market risks, as well as other risks. The Company’s actual results, levels of activity, performance or achievements could differ materially and adversely from results expressed in or implied by this document. The Company assumes no obligation to update any forward-looking information contained in this document. Any forward-looking statements and projections made by third parties included in this document are not adopted by the Company and the Company is not responsible for such third party statements and projections.*