



KANISHK STEEL INDUSTRIES LTD

Old No. 4, New No. 7, Thiru-Vi-Ka 3rd Street, Royapettah High Road,
Mylapore, Chennai - 4. Ph : (044) 4291 9700 Fax : (044) 4291 9719
CIN : L27109TN1995PLC067863
E-mail : sales@kanishksteels.in

ISO 9001



BSE Limited,
Phiroze Jeejeebhoy Towers,
Dalal Street,
Mumbai- 400001.

Date: 08-09-2021

BSE Limited,

Phiroze Jeejeebhoy Towers,

Dalal Street,

Mumbai- 400001.

Dear Sir,

Sub: **Submission of Annual Report 2020-21**

We are submitting the full Annual Report 2020-21 for your records.

Thanking You,

For **KANISHK STEEL INDUSTRIES LIMITED,**



VISHAL KEYAL
Chairman & Managing Director.

KANISHK STEEL INDUSTRIES LIMITED

Quality in Every Inch



**31st Annual Report
2020-2021**



KANISHK STEEL INDUSTRIES LIMITED

CIN:L27109TN1995PLC067863

BOARD OF DIRECTORS

Mr. Vishal Keyal	Chairman & Managing Director
Mr. Ashok Bohra	Whole-time Director & Chief Financial Officer
Dr. Pravin Kumar Aggarwal	Director
Mr. R. Ramesh	Director
Mrs. Sheril Theodore	Director
Mr. Seshadari M. Nagarajan	Director

COMPANY SECRETARY

Mr. V. Subramani

REGISTERED OFFICE & FACTORY

B27(M) SIPCOT Industrial Complex
Gummidipoondi
Thiruvallur District
Tamilnadu - 602 201

BANKERS

State Bank of India
Industrial Financial Branch
No.2, Harrington Road,
Chetpet,
Chennai - 600 031

ADMINISTRATIVE OFFICE

Old No.4, New No.7
Thiru-Vi-Ka 3rd Street
Royapettah High Road,
Mylapore
Chennai - 600 04
Website : www.kanishksteels.in

Corporation Bank
G.T. Branch
Chennai - 600 001

STATUTORY AUDITORS

M/s. Puja Rathi & Associates
Chartered Accountants
Chennai

SHARE TRANSFER AGENT

Cameo Corporate Services Limited
No.1, Club House Road
Chennai - 600 002

COST AUDITORS

M/s. Vivekanandan & Unni Associates
Cost Accountants
Chennai

CONTENTS

	PAGE
NOTICE	3
DIRECTORS' REPORT	15
AUDITORS' REPORT	51
BALANCE SHEET	62
STATEMENT OF PROFIT & LOSS	64
CASH FLOW STATEMENT	66
NOTES	70



NOTICE

NOTICE is hereby given that the **THIRTY-FIRST ANNUAL GENERAL MEETING** of **KANISHK STEEL INDUSTRIES LIMITED** will be held on Thursday, 30th September 2021 at 3.00p.m. through Video Conferencing (“VC”)/ Other Audio-Visual Means (“OAVM”) to transact the following businesses. The venue of the meeting shall be deemed to be the Registered Office of the Company situate at B27, (M) SIPCOT Industrial Complex, Gummidipoondi, Thiruvallur District, Tamil Nadu- 601201.

ORDINARY BUSINESS:

1. Adoption of financial statements

To receive, consider and adopt the financial statements of the Company for the year ended 31st March 2021 and the reports of the Board of Directors and Auditors thereon.

2. Re-appointment of retiring Director

To appoint a director in the place of Mr. Vishal Keyal (DIN: 00092651) who retires by rotation and being eligible, offers himself for re-appointment.

SPECIAL BUSINESS:

3. Approval of remuneration to Cost Auditor

To consider and, if thought fit, to pass with or without modification(s), the following resolution as an Ordinary Resolution:

“RESOLVED that, pursuant to section 148 and other applicable provisions of the Companies Act, 2013 and the Rules made thereunder (including any statutory modification(s) or re-enactment there of for the time being in force), the remuneration of Rs.70,000/- (Rupees Seventy Thousand only) payable to M/s. VIVEKANANDAN & UNNI ASSOCIATES, Cost Accountants [Firm Registration No: 00085] to audit the cost records of the Company for the financial year 2021-22 is hereby approved.”

(By the Order of the Board)
For Kanishk Steel Industries Limited

Date : 28-06-2021
Place : Chennai

Vishal Keyal
Chairman and Managing Director

EXPLANATORY STATEMENT IN RESPECT OF THE SPECIAL BUSINESS PURSUANT TO SECTION 102 OF THE COMPANIES ACT, 2013

Item No:3

The company is engaged in the business of steel manufacturing. The cost records maintained under section 148 of the Companies Act 2013, is subjected to cost auditing.

As recommended by the Audit Committee, the Board of Directors have re-appointed M/s. VIVEKANANDAN & UNNI ASSOCIATES, Cost Accountants [Firm Registration No: 00085] and fixed remuneration of Rs.70,000/- (Rupees Seventy Thousand only) payable to the Cost Auditors for audit of cost records of the Company for the financial year 2021-22, subject to ratification by members at general meeting in accordance with Section 148(3) of the Companies Act, 2013 read with Rule 14 of the Companies (Audit and Auditors) Rules, 2014. It is now placed for the approval of members. The Board recommends for passing of Resolution as set out at item no.3.

No Director or Key Managerial Personnel of the Company or their relatives of them are concerned or interested financially or otherwise, in this resolution.

(By the Order of the Board)
For Kanishk Steel Industries Limited

Date : 28-06-2021
Place : Chennai

Vishal Keyal
Chairman and Managing Director



Statement containing required information pursuant to 1.2.5 of the Secretarial Standard on General Meetings (SS- 2) regarding Director seeking appointment / re-appointment

Mr. Vishal Keyal :

Age	:	47 years
Qualifications & Experience	:	<p>Mr. Vishal Keyal is a graduate in Physics and having good experience in Steel and Power sectors. He served as Whole-time Director during years 2010- 2018 and he has been serving as Managing Director since 1st June 2018. He had served as CFO.</p> <p>His duties and responsibilities are wide and varied and he is considered one of the key role players in the management and operations of the Company.</p> <p>His contribution in the areas of Banking, Finance & Accounts are more significant. The Company continues to benefit from his association, experience and rich performance.</p> <p>He is not related to any director, KMP, or promoters of the Company.</p>
Terms and Conditions of appointment or reappointment	:	<p>(i) Tenure: Five years (From 1st June 2018 to 31st May 2023) ;</p> <p>(ii) Remuneration: Salary: Rs. 150,000/- per month (maximum) (inclusive of all perquisites and allowances as may be applicable).</p> <p>(iii) Reimbursement of expenses: Expenses incurred for travelling, boarding and lodging during business trips shall be reimbursed at actuals and not considered as perquisites.</p> <p>(iv) Minimum Remuneration: In the event of the Company having no profits or inadequate profits, in any financial year, the payment of salary, perquisites and other allowances shall be restricted to Rs. 100,000/- per month.</p>

		<p>(v) General :</p> <p>(a) The Chairman and Managing Director shall perform duties in accordance with the Articles of Association of the Company and the powers delegated by the Board of Directors of the Company.</p> <p>(b) The Chairman and Managing Director shall devote attention to the Management of the Company and carry out such other duties as may be entrusted upon from time to time.</p> <p>(c) The provisions of Code of Conduct of the Company shall be deemed to have been incorporated into the Letter by reference and the Managing Director shall abide by the provisions of the Code of Conduct of the Company in spirit and in letter and commit to assure its implementation.</p>
Last Drawn Remuneration	:	Rs.75,000/- (Rupees Seventy Five Thousand only) per month.
Date of first appointment on the Board	:	29th May 2010
No. of Shares held	:	NIL
Relationship with Directors, Managers & KMP	:	Not related to any director and KMP
Number of Board Meetings attended during FY	:	SEVEN
Other Directorship	:	<ul style="list-style-type: none"> ◆ KANISHK METAL RECYCLING PRIVATE LIMITED ◆ YUNAAY LOGIGO PRIVATE LIMITED ◆ DHANVARSHA ENTERPRISES & INVESTMENTS PRIVATE LIMITED ◆ INDIAN CORPORATE BUSINESS CENTRE LIMITED
Chairman/Member of the Committees of the Boards of other Companies	:	<ul style="list-style-type: none"> ◆ Member of Audit Committee ◆ Member of Stakeholders Relationship Committee.



Notes :

1. In view of the massive outbreak of the COVID-19 pandemic, social distancing is a norm to be followed and pursuant to the Circular No. 14/2020 dated April 08, 2020, Circular No.17/2020 dated April 13, 2020 issued by the Ministry of Corporate Affairs followed by Circular No. 20/2020 dated May 05, 2020 and Circular No. 02/2021 dated January 13, 2021 and all other relevant circulars issued from time to time, physical attendance of the Members to the EGM/AGM venue is not required and general meeting be held through video conferencing (VC) or other audio visual means (OAVM). Hence, Members can attend and participate in the ensuing EGM/AGM through VC/OAVM.
2. Pursuant to the Circular No. 14/2020 dated April 08, 2020, issued by the Ministry of Corporate Affairs, the facility to appoint proxy to attend and cast vote for the members is not available for this EGM/AGM. However, the Body Corporates are entitled to appoint authorised representatives to attend the EGM/AGM through VC/OAVM and participate there at and cast their votes through e-voting.
3. The Members can join the EGM/AGM in the VC/OAVM mode 15 minutes before and after the scheduled time of the commencement of the Meeting by following the procedure mentioned in the Notice. The facility of participation at the EGM/AGM through VC/OAVM will be made available for 1000 members on first come first served basis. This will not include large Shareholders (Shareholders holding 2% or more shareholding), Promoters, Institutional Investors, Directors, Key Managerial Personnel, the Chairpersons of the Audit Committee, Nomination and Remuneration Committee and Stakeholders Relationship Committee, Auditors etc. who are allowed to attend the EGM/AGM without restriction on account of first come first served basis.
4. The attendance of the Members attending the EGM/AGM through VC/OAVM will be counted for the purpose of reckoning the quorum under Section 103 of the Companies Act, 2013.
5. Pursuant to the provisions of Section 108 of the Companies Act, 2013 read with Rule 20 of the Companies (Management and Administration) Rules, 2014 (as amended). And Regulation 44 of SEBI (Listing Obligations & Disclosure Requirements) Regulations 2015 (as amended), and the Circulars issued by the Ministry of Corporate Affairs dated April 08, 2020, April 13, 2020 and May 05, 2020 the Company is providing facility of remote e-Voting to its Members in respect of the business to be transacted at the EGM/AGM. For this purpose, the Company has entered into an agreement with National Securities Depository Limited (NSDL) for facilitating voting through electronic means, as the authorized agency. The facility of casting votes by a member using remote e-Voting system as well as venue voting on the date of the EGM/AGM will be provided by NSDL.
6. In line with the Ministry of Corporate Affairs (MCA) Circular No. 17/2020 dated April 13, 2020, the Notice calling the AGM has been uploaded on the website of the Company at www.kanishksteels.in. The Notice can also be accessed from the websites of the Stock Exchanges i.e. BSE Limited and National Stock Exchange of India Limited at www.bseindia.com and www.nseindia.com respectively and the EGM/AGM Notice is also available on the website of NSDL (agency for providing the Remote e-Voting facility) i.e. www.evoting.nsdl.com.

7. EGM/AGM has been convened through VC/OAVM in compliance with applicable provisions of the Companies Act, 2013 read with MCA Circular No. 14/2020 dated April 08, 2020 and MCA Circular No. 17/2020 dated April 13, 2020, MCA Circular No. 20/2020 dated May 05, 2020 and MCA Circular No. 2/2021 dated January 13, 2021.

THE INSTRUCTIONS FOR MEMBERS FOR REMOTE E-VOTING AND JOINING GENERAL MEETING ARE AS UNDER:-

The remote e-voting period begins on 27th September 2021 at 09:00 A.M. and ends on 29th September 2021 at 05:00 P.M. The remote e-voting module shall be disabled by NSDL for voting thereafter. The Members, whose names appear in the Register of Members / Beneficial Owners as on the record date (cut-off date) i.e., 23rd September 2021, may cast their vote electronically. The voting right of shareholders shall be in proportion to their share in the paid-up equity share capital of the Company as on the cut-off date, being 23rd September 2021.

How do I vote electronically using NSDL e-Voting system?

The way to vote electronically on NSDL e-Voting system consists of “Two Steps” which are mentioned below:

Step 1: Access to NSDL e-Voting system





A) Login method for e-Voting and joining virtual meeting for Individual shareholders holding securities in demat mode

In terms of SEBI circular dated December 9, 2020 on e-Voting facility provided by Listed Companies, Individual shareholders holding securities in demat mode are allowed to vote through their demat account maintained with Depositories and Depository Participants. Shareholders are advised to update their mobile number and email Id in their demat accounts in order to access e-Voting facility.

Login method for Individual shareholders holding securities in demat mode is given below:

Type of shareholders	Login Method
Individual Shareholders holding securities in demat mode with NSDL.	1. Existing IDeAS user can visit the e-Services website of NSDL Viz. https://eservices.nsd.com either on a Personal Computer or on a mobile. On the e-Services home page click on the “Beneficial Owner” icon under “Login” which is available under ‘IDeAS’ section , this will prompt you to enter your existing User ID and Password. After successful authentication, you will be able to see e-Voting services under Value added services. Click on “Access to e-Voting” under e-Voting services and you will be able to see e-Voting page. Click on company name or e-Voting service provider i.e. NSDL and you will be re-directed to e-Voting website of NSDL for casting your vote during the remote e-Voting period or joining virtual meeting & voting during the meeting.



Type of shareholders	Login Method
	<p>2. If you are not registered for IDeAS e-Services, option to register is available at https://eservices.nSDL.com. Select “Register Online for IDeAS Portal” or click at https://eservices.nSDL.com/SecureWeb/Ideas Direct Reg.jsp</p> <p>3. Visit the e-Voting website of NSDL. Open web browser by typing the following URL: https://www.evoting.nSDL.com/ either on a Personal Computer or on a mobile. Once the home page of e-Voting system is launched, click on the icon “Login” which is available under ‘Shareholder/Member’ section. A new screen will open. You will have to enter your User ID (i.e. your sixteen digit demat account number hold with NSDL), Password/OTP and a Verification Code as shown on the screen. After successful authentication, you will be redirected to NSDL Depository site wherein you can see e-Voting page. Click on company name or e-Voting service provider i.e. NSDL and you will be redirected to e-Voting website of NSDL for casting your vote during the remote e-Voting period or joining virtual meeting & voting during the meeting.</p> <p>4. Shareholders/Members can also download NSDL Mobile App “NSDL Speede” facility by scanning the QR code mentioned below for seamless voting experience.</p> <div style="text-align: center;">   </div> <div style="text-align: center; margin-top: 10px;"> <p>NSDL Mobile App is available on</p>   </div>
<p>Individual Shareholders holding securities in demat mode with CDSL</p>	<p>1. Existing users who have opted for Easi / Easiest, they can login through their user id and password. Option will be made available to reach e-Voting page without any further authentication. The URL for users to login to Easi / Easiest are https://web.cdslindia.com/myeasi/home/loginor www.cdslindia.com and click on New System Myeasi.</p> <p>2. After successful login of Easi/Easiest the user will be also able to see the E Voting Menu. The Menu will have links of e-Voting service provider i.e. NSDL. Click on NSDL to cast your vote.</p>

Type of shareholders	Login Method
	<p>3. If the user is not registered for Easi/Easiest, option to register is available at https://web.cdslindia.com/myeasi/Registration / Easi Registration</p> <p>4. Alternatively, the user can directly access e-Voting page by providing demat Account Number and PAN No. from a link in www.cdslindia.com home page. The system will authenticate the user by sending OTP on registered Mobile & Email as recorded in the demat Account. After successful authentication, user will be provided links for the respective ESP i.e. NSDL where the e-Voting is in progress.</p>
<p>Individual Shareholders (holding securities in demat mode) login through their depository participants</p>	<p>You can also login using the login credentials of your demat account through your Depository Participant registered with NSDL/CDSL for e-Voting facility. upon logging in, you will be able to see e-Voting option. Click on e-Voting option, you will be redirected to NSDL/CDSL Depository site after successful authentication, wherein you can see e-Voting feature. Click on company name or e-Voting service provider i.e. NSDL and you will be redirected to e-Voting website of NSDL for casting your vote during the remote e-Voting period or joining virtual meeting & voting during the meeting.</p>

Important note: Members who are unable to retrieve User ID/ Password are advised to use Forget User ID and Forget Password option available at abovementioned website.

Helpdesk for Individual Shareholders holding securities in demat mode for any technical issues related to login through Depository i.e. NSDL and CDSL.

Login type	Helpdesk details
<p>Individual Shareholders holding securities in demat mode with NSDL</p>	<p>Members facing any technical issue in login can contact NSDL helpdesk by sending a request at evoting@nsdl.co.in or call at toll free no.: 1800 1020 990 and 1800 22 44 30</p>
<p>Individual Shareholders holding securities in demat mode with CDSL</p>	<p>Members facing any technical issue in login can contact CDSL helpdesk by sending a request at helpdesk.evoting@cdslindia.com or contact at 022- 23058738 or 022-23058542-43</p>



B) Login Method for e-Voting and joining virtual meeting for shareholders other than Individual shareholders holding securities in demat mode and shareholders holding securities in physical mode.

How to Log-in to NSDL e-Voting website?

1. Visit the e-Voting website of NSDL. Open web browser by typing the following URL: <https://www.evoting.nsdl.com/> either on a Personal Computer or on a mobile.
2. Once the home page of e-Voting system is launched, click on the icon “Login” which is available under ‘Shareholder/Member’ section.
3. A new screen will open. You will have to enter your User ID, your Password/OTP and a Verification Code as shown on the screen.

Alternatively, if you are registered for NSDL eservices i.e. IDEAS, you can log-in at <https://eservices.nsdl.com/> with your existing IDEAS login. Once you log-in to NSDL eservices after using your log-in credentials, click on e-Voting and you can proceed to Step 2 i.e. Cast your vote electronically.

4. Your User ID details are given below :

Manner of holding shares i.e. Demat (NSDL or CDSL) or Physical	Your User ID is:
a) For Members who hold shares in demat account with NSDL.	8 Character DP ID followed by 8 Digit Client ID For example if your DP ID is IN300*** and Client ID is 12***** then your user ID is IN300***12*****.
b) For Members who hold shares in demat account with CDSL.	16 Digit Beneficiary ID For example if your Beneficiary ID is 12***** then your user ID is 12*****.
c) For Members holding shares in Physical Form.	EVEN Number followed by Folio Number registered with the company For example if folio number is 001*** and EVEN is 101456 then user ID is 101456001***

1. Password details for shareholders other than Individual shareholders are given below:
 - a) If you are already registered for e-Voting, then you can use your existing password to login and cast your vote.
 - b) If you are using NSDL e-Voting system for the first time, you will need to retrieve the ‘initial password’ which was communicated to you. Once you retrieve your ‘initial password’, you need to enter the ‘initial password’ and the system will force you to change your password.
 - c) How to retrieve your ‘initial password’?

- (i) If your email ID is registered in your demat account or with the company, your 'initial password' is communicated to you on your email ID. Trace the email sent to you from NSDL from your mailbox. Open the email and open the attachment i.e. a .pdf file. Open the .pdf file. The password to open the .pdf file is your 8 digit client ID for NSDL account, last 8 digits of client ID for CDSL account or folio number for shares held in physical form. The .pdf file contains your 'User ID' and your 'initial password'.
 - (ii) If your email ID is not registered, please follow steps mentioned below in process for those shareholders whose email ids are not registered.
6. If you are unable to retrieve or have not received the "Initial password" or have forgotten your password:
 - a) Click on "Forgot User Details/Password?"(If you are holding shares in your demat account with NSDL or CDSL) option available on www.evoting.nsd.com.
 - b) **Physical User Reset Password?** (If you are holding shares in physical mode) option available on www.evoting.nsd.com.
 - c) If you are still unable to get the password by aforesaid two options, you can send a request at evoting@nsdl.co.in mentioning your demat account number/folio number, your PAN, your name and your registered address etc.
 - d) Members can also use the OTP (One Time Password) based login for casting the votes on the e-Voting system of NSDL.
 7. After entering your password, tick on Agree to "Terms and Conditions" by selecting on the check box.
 8. Now, you will have to click on "Login" button.
 9. After you click on the "Login" button, Home page of e-Voting will open.

Step 2: Cast your vote electronically and join General Meeting on NSDL e-Voting system.

How to cast your vote electronically and join General Meeting on NSDL e-Voting system?

1. After successful login at Step 1, you will be able to see all the companies "EVEN" in which you are holding shares and whose voting cycle and General Meeting is in active status.
2. Select "EVEN" of company for which you wish to cast your vote during the remote e-Voting period and casting your vote during the General Meeting. For joining virtual meeting, you need to click on "VC/OAVM" link placed under "Join General Meeting".
3. Now you are ready for e-Voting as the Voting page opens.
4. Cast your vote by selecting appropriate options i.e. assent or dissent, verify/modify the number of shares for which you wish to cast your vote and click on "Submit" and also "Confirm" when prompted.
5. Upon confirmation, the message "Vote cast successfully" will be displayed.
6. You can also take the printout of the votes cast by you by clicking on the print option on the confirmation page.



7. Once you confirm your vote on the resolution, you will not be allowed to modify your vote.

General Guidelines for shareholders

1. Institutional shareholders (i.e. other than individuals, HUF, NRI etc.) are required to send scanned copy (PDF/JPG Format) of the relevant Board Resolution/ Authority letter etc. with attested specimen signature of the duly authorized signatory(ies) who are authorized to vote, to the Scrutinizer by e-mail to cs.madhavanmk@gmail.com with a copy marked to evoting@nsdl.co.in.
2. It is strongly recommended not to share your password with any other person and take utmost care to keep your password confidential. Login to the e-voting website will be disabled upon five unsuccessful attempts to key in the correct password. In such an event, you will need to go through the “Forgot User Details/Password?” or “Physical User Reset Password?” option available on www.evoting.nsdl.com to reset the password.
3. In case of any queries, you may refer the Frequently Asked Questions (FAQs) for Shareholders and e-voting user manual for Shareholders available at the download section of www.evoting.nsdl.com or call on toll free no.: 1800 1020 990 and 1800 22 44 30 or send a request to at.evoting@nsdl.co.in

Process for those shareholders whose email ids are not registered with the depositories for procuring user id and password and registration of e mail ids for e-voting for the resolutions set out in this notice:

1. In case shares are held in physical mode please provide Folio No., Name of shareholder, scanned copy of the share certificate (front and back), PAN (self attested scanned copy of PAN card), AADHAR (self attested scanned copy of Aadhar Card) by email to company.secretary@kanishksteels.in
2. In case shares are held in demat mode, please provide DPID-CLID (16 digit DPID + CLID or 16 digit beneficiary ID), Name, client master or copy of Consolidated Account statement, PAN (self attested scanned copy of PAN card), AADHAR (self attested scanned copy of Aadhar Card) to company.secretary@kanishksteels.in. If you are an Individual shareholders holding securities in demat mode, you are requested to refer to the login method explained at **step 1 (A) i.e. Login method for e-Voting and joining virtual meeting for Individual shareholders holding securities in demat mode.**
3. Alternatively shareholder/members may send a request to evoting@nsdl.co.in for procuring user id and password for e-voting by providing above mentioned documents.
4. In terms of SEBI circular dated December 9, 2020 on e-Voting facility provided by Listed Companies, Individual shareholders holding securities in demat mode are allowed to vote through their demat account maintained with Depositories and Depository Participants. Shareholders are required to update their mobile number and email ID correctly in their demat account in order to access e-Voting facility.

THE INSTRUCTIONS FOR MEMBERS FOR e-VOTING ON THE DAY OF THE AGM ARE AS UNDER:-

1. The procedure for e-Voting on the day of the AGM is same as the instructions mentioned above for remote e-voting.
2. Only those Members / shareholders, who will be present in the AGM through VC / OAVM facility and have not casted their vote on the Resolutions through remote e-Voting and are otherwise not barred from doing so, shall be eligible to vote through e-Voting system in the AGM.
3. Members who have voted through Remote e-Voting will be eligible to attend the EGM/AGM. However, they will not be eligible to vote at the AGM.
4. The details of the person who may be contacted for any grievances connected with the facility for e-Voting on the day of the AGM shall be the same person mentioned for Remote e-voting.

INSTRUCTIONS FOR MEMBERS FOR ATTENDING THE EGM/AGM THROUGH VC/OAVM ARE AS UNDER:

1. Member will be provided with a facility to attend the EGM/AGM through VC/OAVM through the NSDL e-Voting system. Members may access by following the steps mentioned above for Access to NSDL e-Voting system. After successful login, you can see link of "VC/OAVM link" placed under "Join General meeting" menu against company name. You are requested to click on VC/OAVM link placed under Join General Meeting menu. The link for VC/OAVM will be available in Shareholder/Member login where the EVEN of Company will be displayed. Please note that the members who do not have the User ID and Password for e-Voting or have forgotten the User ID and Password may retrieve the same by following the remote e-Voting instructions mentioned in the notice to avoid last minute rush.
2. Members are encouraged to join the Meeting through Laptops for better experience.
3. Further Members will be required to allow Camera and use Internet with a good speed to avoid any disturbance during the meeting.
4. Please note that Participants Connecting from Mobile Devices or Tablets or through Laptop connecting via Mobile Hotspot may experience Audio/Video loss due to Fluctuation in their respective network. It is therefore recommended to use Stable Wi-Fi or LAN Connection to mitigate any kind of aforesaid glitches.
5. Shareholders who would like to express their views/have questions may send their questions in advance mentioning their name demat account number/folio number, email id, mobile number at company.secretary@kanishksteels.in. The same will be replied by the company suitably.
6. Members who would like to express their views or ask questions during the AGM may register themselves as a speaker by sending their request from their registered email address mentioning their name, DP ID and Client ID / folio number, PAN, mobile number at company.secretary@kanishksteels.in on or before 29th September 2021 (5:00 p.m.). Those Members who have registered themselves as a speaker will only be allowed to express their views / ask questions during the AGM. The Company reserves the right to restrict the number of speakers depending on the availability of time for the AGM.



DIRECTORS' REPORT

Dear Members,

Your directors have pleasure in presenting the 31st Annual Report together with the financial statements for the year ended 31st March 2021.

Financial Summary:

The financial highlights for the year under review are as follows:

Particulars	Amount in Rs.	
	Year Ended 31.03.2021	Year Ended 31.03.2020
Sales	2,45,29,71,131	2,55,82,18,008
Profit after Interest & Depreciation	6,32,45,279	1,68,05,462
Provision for Tax	64,40,148	(34,62,713)
Profit after Tax	5,68,05,131	2,02,68,175
Add: Taxation Adjustments of Previous Years	-	-
Add: Balance of Profit brought from previous year	-	-
Profit available for Appropriation	5,68,05,131	2,02,68,175
APPROPRIATIONS	-	-
Equity Dividend Proposed (Final)	-	-
Dividend Distribution Tax (Final)	-	-
Transfer to General Reserve	-	-
Balance Carried Forward	-	-

COMPANY'S PERFORMANCE:

Your Company is engaged in manufacture and supply of Iron & Steel products. The company's branded steel products which are most vibrant, relevant, and preferred by most customers for quality at competitive prices and effective management helped the company to perform well even at the challenging market conditions.

During the year, the turnover was Rs.2,45,29,71,131/- as against Rs.2,55,82,18,008/- for the previous year. The profit after tax of was Rs. 5,68,05,131/- as against Rs.2,02,68,175/- for the previous year.

DIVIDEND:

The Board of Directors has not recommended any dividend for the financial year.
(Previous year: NIL).

CONSOLIDATED FINANCIAL RESULTS:

The Company has no subsidiary, associate, and joint venture companies and therefore, preparation and presentation of Consolidated Financial Statements does not arise for the year ended 31st March 2021.

NAMES OF COMPANIES WHICH HAVE BECOME OR CEASED TO BE THE SUBSIDIARIES, JOINT VENTURES OR ASSOCIATE COMPANIES DURING THE YEAR:

The Company have no subsidiaries, joint ventures, or associate companies. During the year no companies have become or ceased to be the subsidiaries, joint ventures or associates of the Company.

RESERVES:

Your Company has not transferred the profit to the General Reserve for the financial year ended 31st March 2021.

MANAGEMENT DISCUSSION & ANALYSIS:

A detailed analysis of performance of the Industry and the Company is provided in the Management Discussion and Analysis Report as **Annexure-I**, which forms an integral part of this report.

DIRECTORS' RESPONSIBILITY STATEMENT:

In accordance with Section 134(5) of the Companies Act, 2013, your Board of Directors confirms that:

- (a) in the preparation of the annual accounts, the applicable accounting standards had been followed along with proper explanation relating to material departures;
- (b) the directors had selected such accounting policies and applied them consistently and made judgments and estimates that are reasonable and prudent so as to give a true and fair view of the state of affairs of the Company at the end of the financial year and of the profit of the Company for that period;
- (c) the directors had taken proper and sufficient care for the maintenance of adequate accounting records in accordance with the provisions of this Act for safe guarding the assets of the Company and for preventing and detecting fraud and other irregularities;
- (d) the directors had prepared the annual accounts on a going concern basis; and
- (e) the directors had laid down internal financial controls to be followed by the Company and that such internal financial controls are adequate and were operating effectively; and
- (f) the directors had devised proper systems to ensure compliance with the provisions of all applicable laws and that such systems were adequate and operating effectively.

Meetings of the Board:

Five Board Meetings were held during the financial year and the details of which are available in Report on Corporate Governance as **Annexure-II. B**, which forms an integral part of this Report.



DIRECTORS AND KMP:

Mr.Seshadari M Nagarajan (DIN: 00483662) who was appointed as an additional director in terms of section 161 of the Companies Act,2013 effective from 25.09.2020 was ratified and appointed as Director at the 30th AGM held on 31st December 2020.

Mr. Pravin Kumar Aggarwal (DIN: 01778603) was reappointed as an Independent Director during 2019-2020 for a term from 1st April 2019 to 30th September 2023 and whose reappointment was ratified at the 30th AGM held on 31st December 2020.

DECLARATION BY INDEPENDENT DIRECTORS:

All the Independent Directors have given the declaration that they meet the criteria of independence as laid down under Section 149(6) of the Companies Act, 2013 read with the Rules made thereunder and Regulation 16(1)(b) of SEBI(LODR) Regulations, 2015.

CORPORATE GOVERNANCE:

Pursuant to the provisions of Regulation 34 read with point C & E of Schedule V of SEBI (LODR) Regulations, 2015, a separate Report on Corporate Governance for the financial year ended 31st March 2021 along with the Auditor's Certificate on Compliance is enclosed as **Annexure-II. A** and is forming part of this Report.

AUDIT COMMITTEE:

The Board of Directors has an audit committee and the composition, powers, role and terms of reference of the Audit Committee are in accordance with the requirements mandated under Section 177 of the Companies Act, 2013 read with the Rules made thereunder and Regulation 18 and 21 read with Part C of Schedule II of SEBI (LODR) Regulations, 2015.

The details of Audit Committee along with the details of the Meetings held during the financial year are given in the Corporate Governance Report that forms part of this Report.

PARTICULARS OF EMPLOYEES AND RELATED DISCLOSURES:

In terms of the provisions of Section 197(12) of the Companies Act, 2013 read with Sub rules (1) to Rule 5 of the Companies (Appointment and Remuneration of Managerial Personnel) Rules,2014, a statement is enclosed in **Annexure-III**.

AUDITORS AND AUDITORS' REPORT:

M/s. Puja Rathi & Associates, Chartered Accountants, was appointed as auditors at the 27th Annual General Meeting held on 30th September 2017 for a period of five years and they will continue to hold office for the remaining period.

There are no qualifications, reservation or adverse remark or disclaimer made by the auditors in their report and thus the explanations or comments by the Board does not arise.

COST AUDITOR:

The Board appointed M/s.Vivekanandan&Unni Associates, Cost and Management Accountants,as the Cost Auditors for the financial year 2021-22 to carry out the cost audit of Company's records and fixed a remuneration of Rs.70,000/- subject to members' approval.

LOANS, GUARANTEES OR INVESTMENTS BY THE COMPANY:

Details of investments, loans and guarantees covered under the provisions of section 186 of the Companies Act, 2013 read with the rules made thereunder are provided in the Notes to the Financial Statements.

RELATED PARTY TRANSACTIONS:

The Company has formulated a Policy on dealing with Related Party Transactions. The Policy is disclosed on the website of the Company. All transactions entered into with Related Parties as defined under the Companies Act, 2013 and Regulation 23 of the SEBI (LODR) Regulations, 2015 during the financial year were in the ordinary course of business and on an arms' length basis and do not attract the provisions of Section 188 of the Companies Act, 2013. However, pursuant to the provisions of Regulation 23(2) of the SEBI (LODR) Regulations, 2015, prior approval of the Audit Committee was sought for entering into the Related Party Transactions. During the financial year, the Company had not entered into any contract / arrangement / transactions with Related Parties which could be considered as material in terms of Regulation 23 of the SEBI (LODR) Regulations, 2015. In accordance with Accounting Standard 18, the Related Party Transactions are disclosed in the notes to the Financial Statements.

PARTICULARS OF CONTRACTS OR ARRANGEMENTS WITH RELATED PARTIES:

There were no materially significant transactions with Related Parties during the financial year 2020-21 which conflicted with the interest of the Company. Suitable disclosures as required under AS-18 have been made in the Notes to the financial statements.

The Corporate Governance Report contains relevant details on the nature of Related Party Transactions (RPTs) and the policy formulated by the Board on Material RPTs. Particulars of Contracts or Arrangements with Related Parties referred to in Section 188(1) of the Companies Act, 2013 is furnished in accordance with Rule 8(2) of the Companies (Accounts) Rules, 2014 in Form AOC - 2 as **Annexure-IV**.

CONSERVATION OF ENERGY, TECHNOLOGY ABSORPTION AND FOREIGN EXCHANGE EARNINGS & OUTGO:

Details of energy conservation, technology absorption, foreign exchange earnings and outgo in accordance with the provisions of Section 134 (3) (m) of the Companies Act, 2013 read with Rule 8 of the Companies (Accounts) Rules, 2014 are given as **Annexure-V** forming part of this Report.

CODE OF CONDUCT:

The Board has formulated a Code of Conduct for Directors and Senior Management Personnel of the Company. A Declaration affirming on the compliance of Code of Conduct is provided in **Annexure-VI**.

ADEQUACY OF INTERNAL FINANCIAL CONTROLS:

The company has formulated an Internal controls policy. In the opinion of Board, it is adequate to mitigate risks and provided reasonable assurance that operations/transactions are efficient and assets are safeguarded.



MATERIAL CHANGES AND COMMITMENTS:

There were no material changes and commitments affecting the financial position of the Company between the end of financial year i.e., 31st March 2021 and the date of the Report i.e., 28th June 2020.

ANNUAL RETURN:

The details forming part of the extract of the Annual Return in form MGT-9 is enclosed and marked as **Annexure-VII**.

REMUNERATION POLICY:

The Remuneration policy of the Company comprising appointment and remuneration of the Directors, Key Managerial Personnel and Senior Executives of the Company including criteria for determining qualifications, positive attributes, independence of a Director and other related matters has been provided in the Corporate Governance Report.

SECRETARIAL AUDIT:

Pursuant to the provisions of Section 204 of the Companies Act, 2013 read with the Companies (Appointment and Remuneration of Managerial Personnel) Rules, 2014, the Company had appointed M/s. M K Madhavan & Associates, Company Secretaries, Chennai to undertake the Secretarial Audit of the Company for the Financial Year 2021.

There are no qualifications, reservation or adverse remark or disclaimer made by the auditors in their report and thus the explanations or comments by the Board does not arise.

The Secretarial Audit Report is given as **Annexure-VIII** forming part of this Report

VIGIL MECHANISM/WHISTLE BLOWER POLICY:

The company has established a vigil mechanism for directors and employees to report genuine concerns pursuant to section 177 of the Companies Act, 2013 read with Rule 7 of the Companies (Meetings of Board and its Powers) Rules 2014 and SEBI (LODR) Regulations, 2015.

DEPOSITS:

Your Company has neither accepted nor renewed any deposits from public within the meaning of Section 73 of the Companies Act, 2013 read with Companies (Acceptance of Deposits) Rules, 2014 during the year.

SIGNIFICANT AND MATERIAL ORDERS IMPACTING THE COMPANY:

There are no significant and material orders passed by the Regulators or Courts or Tribunals which would impact the going concern status of the Company.

BOARD EVALUATION:

The Board carried out an annual performance evaluation of its own performance, the individual Directors as well as the working of the Committees of the Board. The performance evaluation of the Independent Directors was carried out by the entire Board. The performance evaluation of the Chairman and the Non-Independent Directors were carried out by Independent Directors.

Details of the same are given in the Report on Corporate Governance annexed hereto.

CORPORATE SOCIAL RESPONSIBILITY (CSR):

The company is not covered under section 135 of the Companies Act,2013 and formulation of CSR policy and constitution of a CSR committee did not arise.

ANTI-SEXUAL HARASSMENT POLICY:

The Company has in place an Anti-Sexual Harassment Policy in line with the requirements of The Sexual Harassment of Women at the Workplace (Prevention, Prohibition & Redressal) Act, 2013. Internal Complaints Committee (ICC) has been set up to redress complaints received regarding sexual harassment. All employees (permanent, contractual, temporary, trainees) are covered under this policy. No complaints were received during the financial year 2020-21.

CEO/CFO CERTIFICATION:

Mr. Vishal Keyal, Chairman and Managing Director & CEO and Mr. Ashok Bohra, Chief Financial Officer have given their certification to the Board in terms of under the SEBI (LODR) Regulations,2015.

ACKNOWLEDGMENT:

Your directors place on record a great appreciation of the fine efforts of all executives and employees of the Company which was instrumental to achieve profitability and stability of the Company for the financial year. Your directors also express their sincere thanks to various departments of Central Government, Government of Tamilnadu, TANGEDCO, State Bank of India, Corporation Bank, the customers, shareholders and all other stakeholders for continuing support and encouragement during the financial year and expect the same in future also.

For and on behalf of the Board of Directors

Date : 28th June 2021
Place : Chennai

Vishal Keyal
Chairman and Managing Director



Annexure-I

MANAGEMENT DISCUSSION AND ANALYSIS REPORT

Steel occupies a prominent place in Indian manufacturing sectors. Indian Steel Industry has been riding high on the resurgent economy and rising demand for steel. World Steel Association has projected Indian steel demand to grow by 7.1% in 2019. Per capital finished steel consumption in 2018 was 224.5 kg for world and for India was 70.9 kg in 2018.

Government has released the National Steel Policy 2017, which has laid down the broad road map for encouraging long term growth for the Indian steel industry, both on demand and supply sides, by 2030-31. The Government has also announced a policy for providing preference to domestically manufactured Iron & Steel products in Government procurement. (Source: Ministry of Steel.)

Kanishk Steel is a largest steel manufacturer in South India since 1989. The manufacturing units situate at Gummidipoondi in the state of Tamil Nadu and the unit comprises furnace unit and rolling mill producing various front-line rolled steel products. The brand name KANISHK STEELS remain deserved for its quality, price, and delivery in Indian Steel Market. The company has been consistent in focused improvements in quality of its products during the year and be moving ahead with the right market strategy. The opportunities and threats are briefly provided below:

The factors like fluctuating volatile raw materials prices, regional demand & supply imbalances, and INR Value against global currencies, high cost of power may hamper the steel industry's production level. Cheap import of steels products from neighbouring countries make the market highly competitive. This may improve in future.

Steel Demand of steel is expected to rise in future with economic and Industrial growth. Growing infrastructure like roads and highways, railways, aviation, shipping, energy, power or oil & gas will boost the demand for specialized steel and the Company's growth seems better in the future with economic and Industrial growth.

Annexure-II.A

AUDITORS CERTIFICATE ON CORPORATE GOVERNANCE

To the Members of KANISHK STEEL INDUSTRIES LIMITED

We have examined the compliance of conditions of Corporate Governance by Kanishk Steel Industries Limited for the year ended on 31st March 2021, as stipulated in SEBI (Listing Obligations & Disclosure Requirements) Regulations 2015.

The Compliance of conditions of Corporate Governance is the responsibility of the management.

Our examination has been limited to a review of the procedures and implementations thereof, adopted by the Company for ensuring compliance with the conditions of corporate governance as stipulated in the said clause. It is neither an audit nor an expression of opinion on the financial statements of the Company.

In our opinion and to the best of our information and according to the explanations given to us and the representations made by the Directors and the management, we certify that the company has complied with the conditions of Corporate Governance as stipulated in SEBI (Listing Obligations & Disclosure Requirements) Regulations 2015.

We further state that such compliance is neither an assurance as to the future viability of the company nor of the efficiency or effectiveness with which the management has conducted the affairs of the Company.

For Puja Rathi & Associates,
Chartered Accountants,
FRN 014457S

Place: Chennai
Date: 28th June 2021

Puja Rathi, FCA
Proprietor
Membership No.064246
UDIN. : 21064246AAAAAO2638



Annexure-II.B

REPORT ON CORPORATE GOVERNANCE

(For the Financial Year 2020 - 21)

1. Company's philosophy on code of Governance:

Corporate Governance at Kanishk Steels is based on the principles of equity, fairness, transparency, spirit of law and honest communication. We always believe that the good Corporate Governance through accountability, integrity and professionalism is the way to enhance the value of Shareholders and all other stakeholders which include Suppliers, Customers, Creditors, Bankers, Society and Employees of the Company. We follow the guidelines mandated in the SEBI (Listing Obligations and Disclosure Requirements) Regulations, 2015 and adopt the principles to suit the changing times and needs of the business, society, and the nation.

2. I. Board of Directors

A. Board Composition:

The Board has been constituted in conformity with SEBI (Listing Obligations and Disclosure Requirements) Regulations, 2015. The Board of the company has an optimum of executive and non-executive directors, including one women director as under:

Name of Director	Executive / Non-Executive Director	Promoter / Independent
Mr. Vishal Keyal	Chairman and Managing Director. Executive Director	Non-independent
Mr. Ashok Bohra	Whole-time Director; Executive Director	Non-independent
Dr. Pravin Kumar Aggarwal	Non-Executive Director	Independent Director
Mr. R.Ramesh	Non-Executive Director	Independent Director
Mrs. Sheril Theodore	Non-Executive Director	Independent Director
Mr. Seshadari, M. Nagarajan*	Non-Executive Director	Non-independent

*Appointed on 25.09.2020

The Board has a regular executive chairman who is non-promoter. It has Independent directors more than half of the Board. No Director is related to any other Director on the Board in terms of the definition of "relative" as defined in Section 2(77) of the Companies Act, 2013.

Independent Directors are not liable to retire by rotation. All directors other than independent directors retire by rotation and in general, seek re-appointment at the AGM.

Brief resume of Director seeking reappointment is given in the Notice of the AGM. All the Independent Directors have given the declarations pursuant to Section 149(7) of the Act affirming

that they meet the criteria of independence as provided in sub section (6). No independent director The Board has a regular executive chairman who is non-promoter. It has Independent directors more than half of the Board. No Director is related to any other Director on the Board in terms of the definition of “relative” as defined in Section 2(77) of the Companies Act, 2013.

Independent Directors are not liable to retire by rotation. All directors other than independent directors retire by rotation and in general, seek re-appointment at the AGM.

Brief resume of Director seeking reappointment is given in the Notice of the AGM. All the Independent Directors have given the declarations pursuant to Section 149(7) of the Act affirming that they meet the criteria of independence as provided in sub section (6). No independent director of the Company serves in more than 7 listed companies as Independent Director and holds office of whole-time director in any listed company. Letter of Appointments together with the terms there to were issued to Independent directors and have been posted on the Company website.

As required by the Companies Act, 2013 and SEBI (Listing Obligation & Disclosure Requirements) Regulations, 2015, none of the directors hold directorship in more than 20 public companies, nor membership of board committees (audit/remuneration/investors grievance committees) in excess of 10 and chairmanship of afore-mentioned committees in excess of 5.

Name of the Directors	Number of directorships, Committee Memberships and Committee Chairmanship held in other Companies #		
	Directorships	Membership	Chairmanships
Mr. Vishal Keyal	1	1	-
Mr. Ashok Bohora	-	-	-
Dr. Pravin Kumar Aggarwal	-	-	-
Mr.R. Ramesh	-	-	-
Mrs. Sheril Theodore	-	-	-
Mr. Seshadari, M. Nagarajan	-	-	-

#only in public companies

During the year 2020-21, the Board met seven times i.e., on held on 08.05.2020, 31.07.2020, 15.09.2020, 15.10.2020, 11.11.2020, 05.12.2020 and 11.02.2021 within a time gap of 120 days between two meetings. No Board meeting was conducted through video conferencing or other audio-visual means.

The 30th Annual General Meeting (AGM) was held on 31.12.2020. The attendance records of all Directors are as under:



Name of the Directors	Name of the Directors		Last AGM
	Held	Attended	Attendance
Mr. Vishal Keyal	7	7	Yes
Mr. Ashok Bohora	7	7	Yes
Dr. Pravin Kumar Aggarwal	7	7	Yes
Mr.R. Ramesh	7	7	Yes
Mrs. Sheril Theodore	7	7	Yes
Mr. Seshadari, M. Nagarajan	7	7	Yes

II. COMMITTEES OF THE BOARD

The Board has constituted various committees and the details of which are given below:

A. Audit Committee:

The Audit Committee has been constituted in conformity with the Companies Act, 2013 and SEBI (Listing Obligations & Disclosure Requirements) Regulations, 2015, with not less than two-third of Independent directors.

Audit committee meetings were held on 08.05.2020, 31.07.2020, 15.09.2020, 15.10.2020 and 11.02.2021 during the financial year 2020-21 and attendance of members is provided hereunder:

Name of the Members	Independent Director / Non-Independent	Position	Meetings	
			Held	Attended
Mr. R Ramesh	Independent Director	Chairman	5	5
Dr. Pravin Kumar Aggarwal	Independent Director	Member	5	5
Mr. Vishal Keyal	Non-Independent Director	Member	5	5

B. Nomination cum Remuneration Committee:

The Company has a Nomination cum Remuneration Committee of the Board in conformity with the Act and SEBI (Listing Obligations & Disclosure Requirements) Regulations, 2015. All member directors of the committee are independent directors. The committee meeting was held on 11.02.2021 during the financial year 2019-20 and attendance of members is provided hereunder:

Name of the Members	Independent Director / Non-Independent	Position	Meetings	
			Held	Attended
Mr. R Ramesh	Independent Director	Chairman	1	1
Dr. Pravin Kumar Aggarwal	Independent Director	Member	1	1
Mrs. Sheril Theodore	Non-Independent Director	Member	1	1

Remuneration Policy:

The company has a remuneration policy in view of retaining suitable employees with remuneration commensurate with size of the company, nature the business and nature of duties and responsibilities of the employee. The Board of the company may fix remuneration to Directors and KMP on the recommendation of the Nomination and Remuneration committee.

During the year 2020-21, the remuneration paid to executive directors is as follows:

Director	Remuneration in Rs.	Perks in Rs.	Total in Rs.
Mr. Vishal Keyal	9,00,000	-	9,00,000
Mr. Ashok Bohra	18,00,000	-	18,00,000

The Company has not paid any remuneration to the non-Executive Directors except sitting fees as under:

Name of the Directors	Sitting Fees paid			
	Board Meeting Rs.	Audit Committee Rs.	Nomination and Remuneration Committee Rs.	Total Sitting Fees Rs.
Dr. Pravin Kumar Aggarwal	21,000	5,000	1,000	27,000
Mr. R. Ramesh	21,000	5,000	1,000	27,000
Mrs. Sheril Theodore	21,000	5,000	1,000	27,000
Total	63,000	15,000	6,000	81,000

C. Stakeholders Relationship Committee

The Board has a Stakeholders Relationship Committee. The Committee comprises of three member directors one of whom is non-executive director as chairman. The committee meetings were held on 08.05.2020, 15.09.2020, 15.10.2020 and 11.02.2021 during the financial year 2020-21 and attendance of members is provided hereunder:

Director	Executive / Non Executive	Position	Committee Meetings	
			Held	Attended
Dr. Pravin Kumar Aggarwal	Non-Executive Director	Chairman	4	4
Mr. Vishal Keyal	Executive Director	Member	4	4
Mr. Ashok Bohra	Executive Director	Member	4	4

**Name and designation of compliance officer:**

Mr. Balaji Ravigopal, Company Secretary & compliance officer

No. of shareholders complaints received	Number of complaints not solved to the satisfaction of Shareholders	Number of complaints pending as on 31.03.2021
NIL	NIL	NIL

3. Details of Annual General Meetings:

I. The details of about last three Annual General Meetings are given below:

Year	Date	Time	Venue
2017-18	29.09.2018	3.00 P.M	B27(M), SIPCOT Industrial Complex, Gumidipoondi, Thiruvallur District, Tamil Nadu – 601 201
2018-19	30.09.2019	3.00 P.M	B27(M), SIPCOT Industrial Complex, Gumidipoondi, Thiruvallur District, Tamil Nadu - 601 201
2019-20	31.12.2020	3.00 P.M	Through Video-conferencing. B27(M), SIPCOT Industrial Complex, Gumidipoondi, Thiruvallur District, Tamil Nadu – 601 201

II. Details of Special resolutions passed

Year	Special Business
2017-18	<ul style="list-style-type: none">• Ratification of appointment of Mr P.Ramesh as Independent Director• Approval of change in designation of Mr.VishalKeyal from Whole-time Director to Chairman and Managing Director• Approval of appointment of Mr.Ashok Bohra as Whole-time Director• Approval of remuneration of cost auditor Determination of fees for delivery of any document through a particular mode of delivery to a member
2018-19	<ul style="list-style-type: none">• Appointment of Mrs. Sheril Theodore as Independent Director• Approval of remuneration to Cost Auditor
2019-20	<ul style="list-style-type: none">• Ratification of appointment of Additional Director- Mr. Seshadari M. Nagarajan• Ratification of reappointment of Mr. Pravin Kumar Aggarwal as Independent Director.• Approval of remuneration to Cost Auditor• Approval for Related Party Transactions

4. POSTAL BALLOT:

During the Year, no special resolution was passed through Postal Ballot.

5. MEANS OF COMMUNICATION

The Quarterly/Half-Yearly/Annual financial results of the Company are published in “Trinity Mirror” the English Daily and “Makkalkural” - Tamil Newspaper. The Quarterly / Half-Yearly / Annual financial results and the shareholding pattern are properly reported with Stock Exchange and are available in the Website stock Exchange and the Company’s website, www.kanishksteels.in.

Notice of General Meeting including Attendance slip, proxy form and polling paper are sent to all the shareholders by Registered Post or Speed post or Courier or through e-mail System. Annual Report is sent by Book post or email system or both at the desire of shareholders.

Further to the compliance of Regulation 46 of SEBI (Listing Obligations and Disclosure Requirements) Regulations 2015, all the basic information about the Company is made available in the company’s Website at all times at no cost for the benefit of all stakeholders concerned.

6. General shareholder information:

Dates of Book closure	:	23rd September to 30th September 2021
Date, time and venue of Annual	:	Through Video Conference 30th September 2021, 3-00 p.m.
Financial Calendar	:	Financial Reporting for the quarter ending 30th June 2020-Latest by 14th August 2021 30th Sept. 2020-Latest by 14th Nov. 2021 31st Dec 2020-Latest by 14th of Feb 2021 31st Mar 2021 - Latest by 30th May 2022
Dividend Payment	:	N.A
Listing on Stock Exchanges	:	Bombay Stock Exchange Limited
Depository Participant	:	National Securities Depository Limited Central Depository Services Limited
Scrip Code	:	513456
ISIN Number	:	INE 791E01018
Listing on Stock Exchange (overseas)	:	Nil
Plant Location		
Rolling & Furnace Mills	:	B-27 (M) , B-27 (N) SIPCOT Industrial Complex Gummudipoondi, Thiruvallur District, Tamilnadu- 601201



Stock market price data

High/Low of monthly Market Price of the Company's Equity Shares traded on the Bombay Stock Exchange; Mumbai during the financial year 2020-21 is furnished below:

Month	Open Price	High Price	Low Price	Close Price	No. of Shares held	No. of trades
Apr-20	10.33	10.33	9.1	9.1	123	7
May-20	9.1	9.1	9.1	9.1	1	1
Jun-20	9	9.1	8.5	9	4,674	19
Jul-20	9	9	6.96	7.5	11,259	45
Aug-20	7.13	7.87	6.5	6.6	9,077	77
Sep-20	6.93	7.62	5.89	5.89	3,598	42
Oct-20	6	6.35	4.94	4.96	13,226	59
Nov-20	5.2	7.24	5.2	7.24	3,444	39
Dec-20	7.6	10.54	7	9.89	40,997	176
Jan-21	10.08	12.97	10.08	11.33	53,997	136
Feb-21	11.55	12.83	8.11	8.52	34,575	132
Mar-21	8.71	10.08	8.16	9.2	21,092	179

Share transfer system

Share transfers are registered and returned to the transferees within the statutory time limit from the Date of receipt if the documents are in order in all respects. The share transfer committee has met four times during the year. No. of shares received for transfer/transmission upto 31.03.2021 is NIL. Shares and shares pending for transfer as on 31.03.2021 is NIL.

Registrar and Transfer Agents is Cameo Corporate Services Limited

DISTRIBUTION OF HOLDINGS - NSDL & CDSL & PHYSICAL

Share or Debenture holding Rs.	Share / Debenture holding		Share / Debenture amount	
	Number	% of total	Number	% of total
10 - 5000	4607	89.9628	7151930	2.5150
5001 - 10000	236	4.6084	1933830	0.6800
10001 - 20000	100	1.9527	1490140	0.5240
20001 - 30000	42	0.8201	1078930	0.3794
30001 - 40000	20	0.3905	694380	0.2441
40001 - 50000	24	0.4686	1137180	0.3999
50001 - 100000	31	0.6053	2325120	0.8176
100001 - And Above	61	1.1911	268549230	94.4396
Total	5121	100.0000	284360740	100.0000

Share holding pattern as on 31st March 2021:

Category		No. of Shares Held	Percentage of Share holding
A	Shareholding of Promoter & Promoter Group		
1	Indian		
	- Individuals / Hindu Undivided Family	10286126	36.17
	- Bodies Corporate	5791284	20.37
	Sub Total [A] [1]	16077410	56.54
2	Foreign		
	- Bodies Corporate	2000000	7.03
	- Any other Directors/Relative NRI	2000000	7.03
	Sub Total[A] [2]	4000000	14.06
	Total Share Holding of Promoter & Promoter Group {A= [A] [1] +[A] [2]}	20077410	70.61
B	Public Shareholding.		
	Institutions	-	-
	Foreign Institutional Investor	-	-
	Sub Total[B] [1]	-	-
2	Non-Institutions	-	-
a.	Bodies Corporate	4931040	17.34
b.	Individuals		
	I. Individual shareholders holding nominal share capital upto Rs. 2 Lakh	1514618	5.33
	II. Individual shareholders holding nominal share capital in excess of Rs. 1 Lakh	1363911	4.80
c.	Any Other		
	Clearing Members	3026	0.01
	HUF	428235	1.51
	NRI	117834	0.41
	Sub Total[B] [2]	5485767	19.29
	Total Public Shareholding [B] [1]+[B] [2]	8358664	29.39
	TOTAL(A+B)	28436074	100.00



Share holding pattern as on 31st March 2021:

Category		No. of Shares Held	Percentage of Share holding
C	Shares held by Custodians and against which Depository Receipts have been issued 1) Promoter and Promoter Group 2) Public		
Total (A) + (B) + (C)		28436074	100.00

	No of Holders	No of Shares	%
NSDL	1458	14281720	50.2239
CDSL	838	11588403	40.7524
Physical	2825	2565951	9.0235

Demat of shares:

As per the directives of Securities & Exchange Board of India, the equity shares of the company are being traded in electronic form from 18.02.2002. The physical form of trading is also available to the shareholders. Electronic Holding by Members comprises of 90.9763% (as on 31.03.2021) of the paid-up share capital of the company held through National Securities Depository Limited and Central Depository Services Limited. The company appointed Cameo Corporate Services Limited as Registrar & Transfer Agent and entered into an agreement for availing depository services.

Request to Shareholders

The Companies Act, 2013 read with the Companies (Management & Administration) Rules, 2014 requires the company to keep the Register of Members in Form No. MGT-1. As compared to the existing Register of Members under the old Act, the new Law calls for certain additional information to be recorded. In order that the company is facilitated to comply with same, shareholders are requested to send the following information for updating their records in our Register of Members:

Name of the member, Folio/ DP ID – Client ID, Email address, Permanent Account Number (PAN), CIN (in the case of company), Unique Identification Number, Father's/ Mother's/ Spouse's name, Occupation, Status, Nationality, In case of minor, name of guardian and date of birth of minor, Instructions, if any for sending Notice etc.,

For and on behalf of the Board of Directors,

Date : 28th June 2021
Place : Chennai

VISHAL KEYAL
Chairman & Managing Director.

Annexure-III

Disclosure Statement of particulars of remuneration as per Rule 5(1) of the Companies (Appointment and Remuneration of Managerial Personnel) Rules, 2014:

- i. The ratio of the remuneration of each director to the median remuneration of the employees of the company for the financial year:

Mr. Vishal Keyal: 8:1; Mr. Ashok Bohra: 14:1

- ii. The percentage increase in remuneration of each director, Chief Financial Officer, Chief Executive Officer, Company Secretary or Manager, if any, in the financial year: No increase in remuneration in the financial year.
- iii. The percentage increase in the median remuneration of employees in the financial year: No increase in median remuneration of employees in the financial year.
- iv. The number of permanent employees on the rolls of company: 126 (which includes 2 directors and one CS)
- v. The explanation on the relationship between average increase in remuneration and company performance: Not applicable as there is no increase in remuneration.
- vi. Comparison of the remuneration of the Key Managerial Personnel against the performance of the company: No increase in remuneration of KMP.
- vii. Variations in the market capitalisation of the company, price earnings ratio as at the closing date of the current financial year and previous financial year and percentage increase over decrease in the market quotations of the shares of the company in comparison to the rate at which the company came out with the last public offer in case of listed companies, and in case of unlisted companies, the variations in the net worth of the company as at the close of the current financial year and previous financial year

	31.03.2021	31.03.2020
Market capitalisation (Rs.)	261611881	293,744,644
PE Ratio	4.6	14.55
% increase in market quote	(10.87%)	23.56%

- viii. Average percentile increase already made in the salaries of employees other than the managerial personnel in the last financial year and its comparison with the percentile increase in the managerial remuneration and justification thereof and point out if there are any exceptional circumstances for increase in the managerial remuneration:
No change in the salaries of employees other than the managerial personnel and the managerial remuneration.
- ix. Comparison of the each remuneration of the Key Managerial Personnel against the performance of the company: No increase in remuneration of KMP.
- x. The key parameters for any variable component of remuneration availed by the directors: NIL
- xi. The ratio of the remuneration of the highest paid director to that of the employees who are not directors but receive remuneration in excess of the highest paid director during the year:
No employee was in receipt of remuneration in excess of remuneration of any director.
- xii. Affirmation that the remuneration is as per the remuneration policy of the company:
Remuneration is as per the remuneration policy of the company.



Annexure-IV

Form No. AOC-2

(Pursuant to clause (h) of sub-section (3) of section 134 of the Act and Rule 8(2) of the Companies (Accounts) Rules, 2014)

Form for disclosure of particulars of contracts/arrangements entered into by the company with related parties referred to in sub-section (1) of section 188 of the Companies Act, 2013 including certain arm's length transactions under third proviso thereto.

1. Details of contracts or arrangements or transactions not at arm's length basis

(i)	Name(s) of the related party and nature of relationship	Nil (All contracts or arrangements or transactions with related parties were done at ordinary course of business and at arm's length basis).
(ii)	Nature of contracts/arrangements/transactions	
(iii)	Duration of the contracts / arrangements/transactions	
(iv)	Salient terms of the contracts or arrangements or transactions including the value, if any	
(v)	Justification for entering into such contracts or arrangements or transactions	
(vi)	date(s) of approval by the Board	
(vii)	Amount paid as advances, if any:	
(viii)	Date on which the special resolution was passed in general meeting as required under first proviso to section 188	

2. Details of material contracts or arrangement or transactions at arm's length basis

- (a) Name(s) of the related party and nature of relationship
- (b) Nature of contracts/arrangements/transactions
- (c) Duration of the contracts / arrangements/transactions
- (d) Salient terms of the contracts or arrangements or transactions including the value, if any:
- (e) date(s) of approval by the Board
- (f) Amount paid as advances, if any

For and on behalf of the Board of Directors,

Date : 26-06-2021
Place : Chennai

VISHAL KEYAL
Chairman & Managing Director.

Annexure-V

INFORMATION UNDER SECTION 134 (3) (m) OF THE COMPANIES ACT, 2013 READ WITH THE COMPANIES (ACCOUNTS) RULES,2014.

A. CONSERVATION OF ENERGY

- i. The steps taken or impact on conservation of energy- NIL.
- ii. The steps taken by the company for utilizing alternate sources of energy NIL
- iii. The capital investment on energy conservation equipments- NIL

B. TECHNOLOGY ABSORPTION

- i. the efforts made towards technology absorption;
- ii. the benefits derived like product improvement, cost reduction, product development or import substitution
- iii. in case of imported technology (imported during the last three years reckoned from the beginning of the financial year)

(a) the details of technology imported	NIL
(b) the year of import	NIL
(c) whether the technology been fully absorbed	NIL
(d) if not fully absorbed, areas where absorption has not taken place, and the reasons thereof; and	NIL

- iv. the expenditure incurred on Research and Development.

C. FOREIGN EXCHANGE EARNINGS AND OUTGO:

The Foreign Exchange earned in terms of actual inflows during the year and the Foreign Exchange outgo during the year in terms of actual outflows: (Rs. in Crore)

	FY 2020-21	FY 2019-20
Purchase of goods	17.14	37.91

For and on behalf of the Board of Directors,

Date : 28th June 2021

Place : Chennai

VISHAL KEYAL

Chairman & Managing Director.

Annexure-VI

CODE OF CONDUCT

As per Regulation 26(3) of SEBI (Listing Obligation & Disclosure Requirements) Regulations,2015 all members of the Board & Senior Management Personnel have affirmed compliance withthe code of conduct for the year ended 31stMarch 2021.

For and on behalf of the Board of Directors,

Date : 28th June 2021

Place : Chennai

VISHAL KEYAL

Chairman & Managing Director.



Form No.MGT - 9

EXTRACT OF ANNUAL RETURN

As on the financial year ended on 31st March 2021

[Pursuant to section 92(3) of the Companies Act, 2013 and rule 12(1) of the Companies (Management and Administration) Rules, 2014]

I. REGISTRATION AND OTHER DETAILS:

- i) CIN: **L27109TN1995PLC067863**
- ii) Registration Date: **1st March 1989**
- iii) Name of the Company : **KANISHK STEEL INDUSTRIES LIMITED**
- iv) Category / Sub-Category of the Company: **Company Limited by Shares/
Non - Government Company**
- v) Address of the registered office and contact details :
**B-27 (M) SIPCOT INDUSTRIAL COMPLEX, GUMMIDIPOONDI,
THIRUVALLUR DISTRICT, TAMILNADU - 601 201**
- vi) Whether listed company: Yes - Bombay Stock Exchange (BSE)
- vii) Name, Address and Contact details of Registrar and Transfer Agent, if any:
**Cameo Corporate Services Ltd,
No.1, Club House Road, Chennai - 60002,
Ph: 044 28460390,
email: cameo@cameoindia.com**

II. PRINCIPAL BUSINESS ACTIVITIES OF THE COMPANY

All the business activities contributing 10% or more of the total turnover of the company shall be stated:-

Sl. No.	Name and Description of main Products / Services	NIC Code of the Product / service	% total turnover of the company
1.	Manufacture of Iron & Steel	2410	96%
2.	Trading of Iron and Steel	4669	4%

III. PARTICULARS OF HOLDING, SUBSIDIARY AND ASSOCIATE COMPANIES

Sl. No.	NAME AND ADDRESS OF THE COMPANY	CIN / GLN	HOLDING/ SUBSIDIARY / ASSOCIATE	% of shares held	% of Applicable Section
	NIL				

IV. SHAREHOLDING PATTERN (Equity Share Capital Break up as percentage of Total Equity)

(I Category - wise Shareholding

Category code	Category of Shareholder	No. of shares held at the beginning of the year				No. of shares held at the end of the year				% Change during the year
		Demat	Physical	Total	% of Total Shares	Demat	Physical	Total	% of Total Shares	
A.	SHAREHOLDING OF PROMOTER AND PROMOTER GROUP									
1.	INDIAN									
a.	INDIVIDUALS/HINDU UNDIVIDED FAMILY	10286126	0	10286126	36.1728	10286126	0	10286126	36.1728	0.0000
b.	CENTRAL GOVERNMENT/ STATE GOVERNMENT(S)	0	0	0	0.0000	0	0	0	0.0000	0.0000
c.	BODIES CORPORATE	5791284	0	5791284	20.3659	5791284	0	5791284	20.3659	0.0000
d.	FINANCIAL INSTITUTIONS/ BANKS	0	0	0	0.0000	0	0	0	0.0000	0.0000
e.	ANY OTHER									
	SUB - TOTAL (A)(1)	16077410	0	16077410	56.5387	16077410	0	16077410	56.5387	0.0000
2.	FOREIGN									
a.	INDIVIDUALS (NON - RESIDENT INDIVIDUALS/ FOREIGN INDIVIDUALS)	0	0	0	0.0000	0	0	0	0.0000	0.0000
b.	BODIES CORPORATE	0	2000000	2000000	7.0333	0	2000000	2000000	7.0333	0.0000
c.	INSTITUTIONS	0	0	0	0.0000	0	0	0	0.0000	
d.	QUALIFIED FOREIGN INVESTOR	0	0	0	0.0000	0	0	0	0.0000	
e.	ANY OTHER									
	DIRECTORS/RELATIVE NRI	2000000	0	2000000	7.0333	2000000	0	2000000	7.0333	
		2000000	0	2000000	7.0333	2000000	0	2000000	7.0333	
	SUB - TOTAL (A)(2)	2000000	2000000	4000000	14.0666	2000000	2000000	4000000	14.0666	
	TOTAL SHARE HOLDING OF PROMOTER AND PROMOTER GROUP (A) = (A)(1)+(A)(2)	18077410	2000000	20077410	70.6054	18077410	2000000	20077410	70.6054	
B.	PUBLIC SHAREHOLDING									
1.	INSTITUTIONS									
a.	MUTUAL FUNDS/UTI	0	0	0	0.0000	0	0	0	0.0000	



Category code	Category of Shareholder	No. of shares held at the beginning of the year				No. of shares held at the end of the year				% Change during the year
		Demat	Physical	Total	% of Total Shares	Demat	Physical	Total	% of Total Shares	
b.	FINANCIAL INSTITUTIONS/ BANKS	0	0	0	0.0000	0	0	0	0.0000	0.0000
c.	CENTRAL GOVERNMENT/ STATE GOVERNMENT(S)	0	0	0	0.0000	0	0	0	0.0000	0.0000
e.	INSURANCE COMPANIES	0	0	0	0.0000	0	0	0	0.0000	0.0000
f.	FOREIGN INSTITUTIONAL INVESTORS	0	0	0	0.0000	0	0	0	0.0000	0.0000
g.	FOREIGN VENTURE CAPITAL INVESTORS	0	0	0	0.0000	0	0	0	0.0000	0.0000
h.	QUALIFIED FOREIGN INVESTOR	0	0	0	0.0000	0	0	0	0.0000	0.0000
i.	ANY OTHER									
	SUB - TOTAL (B)(1)	0	0	0	0.0000	0	0	0	0.0000	0.0000
2.	NON - INSTITUTIONS									
a.	BODIES CORPORATE	4930917	6400	4937317	17.3628	4930917	6400	4937317	17.3628	
b.	INDIVIDUALS -									
	I INDIVIDUAL SHAREHOLDERS HOLDING NOMINAL SHARE CAPITAL UPTO RS. 1 LAKH	923931	468651	1392582	4.8972	923931	468651	1392582	4.8972	
	II INDIVIDUAL SHAREHOLDERS HOLDING NOMINAL SHARE CAPITAL IN EXCESS OF RS. 1 LAKH	1460615	19700	1480315	5.2057	1460615	19700	1480315	5.2057	
c.	QUALIFIED FOREIGN INVESTOR	0	0	0	0.0000	0	0	0	0.0000	0.0000
d.	ANY OTHER									
	CLEARING MEMBERS	0	0	0	0.0000	0	0	0	0.0000	0.0000
	HINDU UNDIVIDED FAMILIES	431205	0	431205	1.5164	431205	0	431205	1.5164	
	NON RESIDENT INDIANS	45445	71800	117245	0.4123	45445	71800	117245	0.4123	
		476650	71800	548450	1.9287	476650	71800	548450	1.9287	
	SUB-TOTAL (B)(2)	7792113	566551	8358664	29.3945	7792113	566551	8358664	29.3945	
	TOTAL PUBLIC SHAREHOLDING (B) = (B)(1)+(B)(2)	7792113	566551	8358664	29.3945	7792113	566551	8358664	29.3945	
	TOTAL (A)+(B)	25869523	2566551	28436074	100.0000	25869523	2566551	28436074	100.0000	
C.	SHARES HELD BY CUSTODIANS AND AGAINST WHICH DEPOSITORY RECEIPTS HAVE BEEN ISSUED									
	Promoter and Promoter Group	0	0	0	0.0000	0	0	0	0.0000	0.0000
	Public	0	0	0	0.0000	0	0	0	0.0000	0.0000
	TOTAL CUSTODIAN (C)	0	0	0	0.0000	0	0	0	0.0000	0.0000
	GRAND TOTAL (A)+(B)+(C)	25867623	2568451	28436074	100.0000	25869523	2566551	28436074	100.0000	0.0000

(ii) Shareholding of Promoters

SI No	Shareholder's Name	Shareholding at the beginning of the year			Shareholding at the end of the year			% change in shareholding during the year
		No of shares	% of total shares of the company	% of shares pledged / encumbered to total shares	No of shares	% of total shares of the company	% of shares pledged / encumbered to total shares	
1	SHAILJA GUPTA HAVING SAME PAN	2610776	9.1812	0.0000	2610776	9.1812	0.0000	0.0000
1	SHAILJA GUPTA . HAVING SAME PAN	2075297	7.2981	0.0000	2075297	7.2981	0.0000	0.0000
1	SHAILJA GUPTA	36272	0.1275	0.0000	36272	0.1275	0.0000	0.0000
2	RAJESH KUMAR GUPTA HAVING SAME PAN	2409174	8.4722	3.3313	2409174	8.4722	3.3313	0.0000
2	RAJESH KUMAR GUPTA .	748467	2.6321	0.0000	748467	2.6321	0.0000	0.0000
3	TAMILNADU PROPERTY DEVELOPERS LTD	2400000	8.4399	4.9233	2400000	8.4399	4.9233	0.0000
4	TAMILNADU ENTERPRISES & INVESTMENT PVT LTD	2015497	7.0878	0.0000	2015497	7.0878	0.0000	0.0000
5	RADIANT SOLUTIONS PRIVATE LTD	2000000	7.0333	0.0000	2000000	7.0333	0.0000	0.0000
6	AMEENA BEGUM S .	2000000	7.0333	0.0000	2000000	7.0333	0.0000	0.0000
7	RENU DEVI JALAN	800000	2.8133	0.0000	800000	2.8133	0.0000	0.0000
8	ABHISHEK SARAFF	589700	2.0737	0.0000	589700	2.0737	0.0000	0.0000
9	ASSAM MERCANTILE CO LTD	525144	1.8467	0.0000	525144	1.8467	0.0000	0.0000
10	GOODFAITH VINIMAY PRIVATE LIMITED	501243	1.7627	0.0000	501243	1.7627	0.0000	0.0000
11	KANISHK GUPTA	417612	1.4685	0.4405	417612	1.468	0.4405	0.0000
12	INDIAN CORPORATE BUSINESS CENTRE LTD	349400	1.2287	0.0000	349400	1.2287	0.0000	0.0000
13	SATYA NARAIN GUPTA JT1 : LAXMI DEVI GUPTA JT2 : RAMESH KUMAR GUPTA	346600	1.2188	0.0000	346600	1.2188	0.0000	0.0000



SI No	Shareholder's Name	Shareholding at the beginning of the year			Shareholding at the end of the year			% change in shareholding during the year
		No of shares	% of total shares of the company	% of shares pledged / encumbered to total shares	No of shares	% of total shares of the company	% of shares pledged / encumbered to total shares	
14	ROOP CHAND BETALA JT1 : RATNA BETALA	100000	0.3516	0.0000	100000	0.3516	0.0000	0.0000
15	RAVI GUPTA MR	80800	0.2841	0.0000	80800	0.2841	0.0000	0.0000
16	RAJESH KUMAR GUPTA	57050	0.2006	0.0000	57050	0.2006	0.0000	0.0000
17	NIVEDITA GUPTA	10000	0.0351	0.0000	10000	0.0351	0.0000	0.0000
18	NIVEDITA GUPTA	2194	0.0077	0.0000	2194	0.0077	0.0000	0.0000
19	ARVIND GUPTA	1892	0.0066	0.0000	1892	0.0066	0.0000	0.0000
20	SUBHASH CHANDRA SARAFF	292	0.0010	0.0000	292	0.0010	0.0000	0.0000

(iii) Change in Promoters' Shareholding

SI No	Name of the Share holder	Shareholding at the beginning of the year		Cumulative Shareholding during the year	
		No of shares	% of total shares of the company	No of shares	% of total shares of the company
1	SHAILJA GUPTA				
	At the beginning of the year 01-Apr-2020	2610776	9.1812	2610776	9.1812
	At the end of the Year 31-Mar-2021	2610776	9.1812	2610776	9.1812
	HAVING SAME PAN				
1	SHAILJA GUPTA .				
	At the beginning of the year 01-Apr-2020	2075297	7.2981	2075297	7.2981
	At the end of the Year 31-Mar-2021	2075297	7.2981	2075297	7.2981
	HAVING SAME PAN				
1	SHAILJA GUPTA				
	At the beginning of the year 01-Apr-2020	36272	0.1275	36272	0.1275
	At the end of the Year 31-Mar-2021	36272	0.1275	36272	0.1275

SI No	Name of the Share holder	Shareholding at the beginning of the year		Cumulative Shareholding during the year	
		No of shares	% of total shares of the company	No of shares	% of total shares of the company
2	RAJESH KUMAR GUPTA				
	At the beginning of the year 01-Apr-2020	2409174	8.4722	2409174	8.4722
	At the end of the Year 31-Mar-2021	2409174	8.4722	2409174	8.4722
	HAVING SAME PAN				
2	RAJESH KUMAR GUPTA .				
	At the beginning of the year 01-Apr-2020	748467	2.6321	748467	2.6321
	At the end of the Year 31-Mar-2021	748467	2.6321	748467	2.6321
3	TAMILNADU PROPERTY DEVELOPERS LTD				
	At the beginning of the year 01-Apr-2020	2400000	8.4399	2400000	8.4399
	At the end of the Year 31-Mar-2021	2400000	8.4399	2400000	8.4399
4	TAMILNADU ENTERPRISES & INVESTMENT PVT LTD				
	At the beginning of the year 01-Apr-2020	2015497	7.0878	2015497	7.0878
	At the end of the Year 31-Mar-2021	2015497	7.0878	2015497	7.0878
5	RADIANT SOLUTIONS PRIVATE LTD				
	At the beginning of the year 01-Apr-2020	2000000	7.0333	2000000	7.0333
	At the end of the Year 31-Mar-2021	2000000	7.0333	2000000	7.0333
6	AMEENA BEGUM S .				
	At the beginning of the year 01-Apr-2020	2000000	7.0333	2000000	7.0333
	At the end of the Year 31-Mar-2021	2000000	7.0333	2000000	7.0333
7	RENU DEVI JALAN				
	At the beginning of the year 01-Apr-2020	800000	2.8133	800000	2.0737
	At the end of the Year 31-Mar-2021	800000	2.8133	800000	2.8133
8	ABHISHEK SARAFF				
	At the beginning of the year 01-Apr-2020	589700	2.0737	589700	2.8133
	At the end of the Year 31-Mar-2021	589700	2.0737	589700	2.0737



SI No	Name of the Share holder	Shareholding at the beginning of the year		Cumulative Shareholding during the year	
		No of shares	% of total shares of the company	No of shares	% of total shares of the company
8	ABHISHEK SARAFF				
	At the beginning of the year 01-Apr-2020	589700	2.0737	589700	2.0737
	At the end of the Year 31-Mar-2021	589700	2.0737	589700	2.0737
9	ASSAM MERCANTILE CO LTD				
	At the beginning of the year 01-Apr-2020	525144	1.8467	525144	1.8467
	At the end of the Year 31-Mar-2021	525144	1.8467	525144	1.8467
10	GOODFAITH VINIMAY PRIVATE LIMITED				
	At the beginning of the year 01-Apr-2020	501243	1.7627	501243	1.7627
	At the end of the Year 31-Mar-2021	501243	1.7627	501243	1.7627
11	KANISHK GUPTA				
	At the beginning of the year 01-Apr-2020	417612	1.4685	417612	1.4685
	At the end of the Year 31-Mar-2021	417612	1.4685	417612	1.4685
12	INDIAN CORPORATE BUSINESS CENTRE LTD				
	At the beginning of the year 01-Apr-2020	349400	1.2287	349400	1.2287
	At the end of the Year 31-Mar-2021	349400	1.2287	349400	1.2287
13	SATYA NARAIN GUPTA JT1 : LAXMI DEVI GUPTA JT2 : RAMESH KUMAR GUPTA				
	At the beginning of the year 01-Apr-2020	346600	1.2188	346600	1.2188
	At the end of the Year 31-Mar-2021	346600	1.2188	346600	1.2188
14	ROOP CHAND BETALA JT1 : RATNA BETALA				
	At the beginning of the year 01-Apr-2020	100000	0.3516	100000	0.3516
	At the end of the Year 31-Mar-2021	100000	0.3516	100000	0.3516
15	RAVI GUPTA MR				
	At the beginning of the year 01-Apr-2020	80800	0.2841	80800	0.2841
	At the end of the Year 31-Mar-2021	80800	0.2841	80800	0.2841

SI No	Name of the Share holder	Shareholding at the beginning of the year		Cumulative Shareholding during the year	
		No of shares	% of total shares of the company	No of shares	% of total shares of the company
16	RAJESH KUMAR GUPTA				
	At the beginning of the year 01-Apr-2020	57050	0.2006	57050	0.2006
	At the end of the Year 31-Mar-2021	57050	0.2006	57050	0.2006
17	NIVEDITA GUPTA				
	At the beginning of the year 01-Apr-2020	10000	0.0351	10000	0.0351
	At the end of the Year 31-Mar-2021	10000	0.0351	10000	0.0351
18	NIVEDITA GUPTA				
	At the beginning of the year 01-Apr-2020	2194	0.0077	2194	0.0077
	At the end of the Year 31-Mar-2021	2194	0.0077	2194	0.0077
19	ARVIND GUPTA				
	At the beginning of the year 01-Apr-2020	1892	0.0066	1892	0.0066
	Sale 21-Aug-2020	-6	0.0000	1886	0.0066
	Purchase 28-Aug-2020	6	0.0000	1892	0.0066
20	SUBHASH CHANDRA SARAFF				
	At the beginning of the year 01-Apr-2020	292	0.0010	292	0.0010
	At the end of the Year 31-Mar-2021	292	0.0010	292	0.0010

(iv) Share holding Pattern of top ten Shareholders (other than Directors, promoters and Holders of GDRs and ADRs):

SI No	Name of the Share holder	Shareholding at the beginning of the year		Cumulative Shareholding during the year	
		No of shares	% of total shares of the company	No of shares	% of total shares of the company
1	CHENNAI MATERIAL RECYCLING AND TRADING COMPANY PRIVATE LTD				
	At the beginning of the year 01-Apr-2020	2489584	8.7550	2489584	8.7550
	At the end of the Year 31-Mar-2021	2489584	8.7550	2489584	8.7550



SI No	Name of the Share holder	Shareholding at the beginning of the year		Cumulative Shareholding during the year	
		No of shares	% of total shares of the company	No of shares	% of total shares of the company
2	ROTOFLEX PACKAGING (P) LTD				
	At the beginning of the year 01-Apr-2020	700745	2.4642	700745	2.4642
	At the end of the Year 31-Mar-2021	700745	2.4642	700745	2.4642
3	GLOBE STOCKS AND SECURITIES LTD.				
	At the beginning of the year 01 Apr 2020	604805	2.1268	604805	2.1268
	At the end of the Year 31-Mar-2021	604805	2.1268	604805	2.1268
4	PRJ FINANCE PVT.LTD.				
	At the beginning of the year 01 Apr 2020	485000	1.7055	485000	1.7055
	At the end of the Year 31-Mar-2021	485000	1.7055	485000	1.7055
5	VINOD KUMAR GARG				
	At the beginning of the year 01-Apr-2020	284207	0.9994	284207	0.9994
	At the end of the Year 31-Mar-2021	284207	0.9994	284207	0.9994
6	SANGITA GARG				
	At the beginning of the year 01-Apr-2020	271664	0.9553	271664	0.9553
	At the end of the Year 31 Mar 2021	271664	0.9553	271664	0.9553
7	KARIKISH VYAPAAR PRIVATE LIMITED				
	At the beginning of the year 01-Apr-2020	249101	0.8760	249101	0.8760
	At the end of the Year 31-Mar-2021	249101	0.8760	249101	0.8760
8	VINOD KUMAR GARG				
	At the beginning of the year 01-Apr-2020	243629	0.8567	243629	0.8567
	At the end of the Year 31-Mar-2021	243629	0.8567	243629	0.8567
9	D M TRADING PVT LTD				
	At the beginning of the year 01-Apr-2020	231200	0.8130	231200	0.8130
	At the end of the Year 31-Mar-2021	231200	0.8130	231200	0.8130
10	SHAILESH OMPRAKASH JALAN				
	At the beginning of the year 01-Apr-2020	150410	0.5289	150410	0.5289
	At the end of the Year 31 Mar 2021	150410	0.5289	150410	289

(v) Shareholding of Directors and Key Managerial Personnel:

SI No	Name of the Share holder	Shareholding at the beginning of the year		Cumulative Shareholding during the year		FOLIO/ DP_CL_ID	PAN
		No of shares	% of total shares of the company	No of shares	% of total shares of the company		
1	NIL						

V. INDEBTEDNESS

Indebtedness of the Company including interest outstanding / accrued but not due for payment

(Amount in Rs.)

	Secured Loans Excluding deposits	Unsecured Loans	Deposits	Total Indebtedness
Indebtedness at the beginning of the financial year				
i) Principal Amount	-	-	-	-
ii) Interest due but not paid				
iii) Interest accrued but not due				
Total (i+ii+iii)	-	-	-	-
Change in Indebtedness during the financial year	-	-	-	-
• Addition	-	-	-	-
• Reduction				
Net Change	-	-	-	-
Indebtedness at the end of the financial year				
i) Principal Amount	-	-	-	-
ii) Interest due but not paid				
iii) Interest accrued but not due				
Total (i+ii+iii)				



(VI) REMUNERATION OF DIRECTORS AND KEY MANAGERIAL PERSONNEL

A. Remuneration to Managing Director, Whole-time Directors and/or Manager:

	Particulars of Remuneration	Name of MD / WTD / Manager		Total Amount
		Mr Vishal Keyal	Mr Ashok Bohra	
1.	Gross salary (a) Salary as per provisions contained in section 17(1) of the Income-tax Act, 1961	9,00,000	18,00,000	27,00,000
	(b) Value of perquisites u/s 17(2) Income-tax Act, 1961	-	-	-
	(c) Profits in lieu of salary under section 17(3) Income-tax Act, 1961	-	-	-
2.	Stock Option	-	-	-
3.	Sweat Equity	-	-	-
4.	Commission	-	-	-
	- as % of profit	-	-	-
	- Others, specify	-	-	-
5.	Others, please specify -	-	-	-
	Total (A)	9,00,000	18,00,000	27,00,000
	Ceiling as per the Act			

Remuneration to other directors

Particulars of Remuneration	Name of Directors			Total Amount
	Mr.R.Ramesh	Mr.Pravin Kumar Agarwal	Mrs. Sheril Theodore	
Independent Directors				
• Fee for attending board / committee meetings	27,000	27,000	27,000	81,0000
• Commission	-	-	-	-
• Others, please specify	-	-	-	-
Total (1)	27,000	27,000	27,000	81,0000
Other Non-Executive Directors	-	-	-	-
• Fee for attending board / committee meetings				
• Commission				
• Others, please specify	-	-	-	-
Total (2)	-	-	-	-
Total (B)=(1+2)	27,000	27,000	27,000	81,0000
Total Managerial Remuneration	9,00,000	18,00,000		27,00,000
Overall Ceiling as per the Act				

C. REMUNERATION TO KEY MANAGERIAL PERSONNEL OTHER THAN MD/MANAGER/WTD
(Amount in Rs.)

	Particulars of Remuneration	Key Managerial Personnel			Total
		CEO	Company Secretary	CFO	
			R. Balaji Ravigopal		
1.	Gross salary (a) Salary as per provisions contained in section 17(1) of the Income-tax Act, 1961	-	2,40,000	-	2,40,000
	(b) Value of perquisites u/s 17(2) Income-tax Act, 1961	-	-	-	-
	(c) Profits in lieu of salary under section 17(3) Income-tax Act, 1961	-	-	-	-
2.	Stock Option	-	-	-	-
3.	Sweat Equity	-	-	-	-
4.	Commission - as % of profit - others, specify	- - -	- - -	- - -	- - -
5.	Others, please specify	-	-	-	-
	Total	-	-	-	-

VII. PENALTIES / PUNISHMENT/ COMPOUNDING OF OFFENCES:

Type	Section of the Companies Act	Brief Description	Details of Penalty / Punishment/ Compounding fees imposed	Authority [RD / NCLT / COURT]	Appeal made, if any
A. COMPANY					
Penalty	-	-	-	-	-
Punishment	-	-	-	-	-
Compounding	-	-	-	-	-
B. DIRECTORS					
Penalty	-	-	-	-	-
Punishment	-	-	-	-	-
Compounding	-	-	-	-	-
C. OTHER OFFICERS IN DEFAULT					
Penalty	-	-	-	-	-
Punishment	-	-	-	-	-
Compounding	-	-	-	-	-

For and on behalf of the Board of Directors

Date : 28th June 2021

Place : Chennai

Vishal Keyal

Chairman and Managing Director



FORM NO. MR-3
SECRETARIAL AUDIT REPORT
FOR THE FINANCIAL YEAR ENDED 31st March 2021

[Pursuant to Section 204(1) of the Companies Act, 2013 and Rule 9 of the Companies
(Appointment and Remuneration of Managerial Personnel) Rules, 2014]

To,
The members of
Kanishk Steel Industries Limited.

We have conducted the secretarial audit of the compliance of applicable statutory provisions and the adherence to good corporate practices by Kanishk Steel Industries Limited (herein after called the "Company") [CIN:L27109TN1995PLC067863] for the financial year 2020-21. The Secretarial Audit was conducted based on the records made available to us, in a manner that provided us a reasonable basis for evaluating the corporate conducts/statutory compliances and expressing our opinion/understanding thereon.

1. Based on our verification of the Company's books, papers, minute books, forms and returns filed and other records maintained by the Company and made available to us and also the information provided by the Company, its officers, agents and authorized representatives during the conduct of secretarial audit, we, on strength of those records, and information so provided, hereby report that in our opinion and understandings, the Company, during the audit period covering the financial year ended on 31st March 2021, appears to have complied with the statutory provisions listed hereunder and also in our limited review, the Company has proper and required Board processes and compliance mechanism in place to the extent, in the manner and subject to the reporting made hereinafter:

We have examined the books, papers, minutes' book, forms and returns filed and other records maintained by the Company and made available to us, for the financial year ended on 31st March 2021 according to the applicable provisions of:

- i) The Companies Act, 2013 (the "Act") and the rules made thereunder read with notifications, exemptions, and clarifications thereto.
- ii) The Securities Contracts (Regulation) Act, 1956 and the rules made thereunder.
- iii) The Depositories Act, 1996 and the Regulations and By laws framed thereunder.
- iv) (a) Foreign Exchange Management Act, 1999 and the rules and regulations made thereunder to the extent of Foreign Direct Investment (FDI).
(b) Overseas Direct Investment (ODI) and External Commercial Borrowings (ECBs)-
Not applicable as the Company has no ODI and ECBs, under review.
- v) The following regulations and guidelines prescribed under the Securities and Exchange Board of India Act, 1992 ('SEBI ACT'):

- a) The Securities and Exchange Board of India (Substantial Acquisition of Shares and Take overs) Regulations, 2011.
- b) The Securities and Exchange Board of India (Prohibition of Insider Trading) Regulations, 1992.
- c) The Securities and Exchange Board of India (Issue of Capital and Disclosure Requirements) Regulations, 2009-Not applicable as the Company has not issued any debt securities during the financial year under review.
- d) The Securities and Exchange Board of India (Employee Stock Option Scheme and Employee Stock Purchase Scheme) Guidelines, 1999 - Not applicable as the Company is not registered as Registrar to Issue and Share Transfer Agent during the financial year under review;
- e) The Securities and Exchange Board of India (Issue and Listing of Debt Securities) Regulations, 2008- Not applicable as the Company has not issued any debt securities during the financial year under review;
- f) The Securities and Exchange Board of India (Registrars to an Issue and Share Transfer Agents) Regulations, 1993 regarding the Companies Act and dealing with client.
- g) The Securities and Exchange Board of India (Delisting of Equity Shares) Regulations, 2009 - Not applicable as the Company has not delisted/ propose to delist its shares from any stock exchange during the financial year under review;
- h) The Securities and Exchange Board of India (Buyback of Securities) Regulations, 1998 - Not applicable as the Company has not bought back/ propose to buyback any of its securities during the financial year under review.
- vi) The other laws applicable specifically to the Company are as follows:
 - i) Water (Prevention and Control of Pollution) Act, 1974.
 - ii) Air (Prevention and Control of Pollution) Act, 1981.

We have also examined compliance with the applicable clauses of the Secretarial Standards issued by The Institute of Company Secretaries of India (ICSI) with respect to Meetings of Board of Directors (SS-1) and the Meetings of General Meetings (SS-2).

During the period under review the Company has complied with the provisions of the Act, Rules, Regulations, Guidelines, Standards, etc. mentioned above.

We further report that

The Board of Directors of the Company is duly constituted with a balance of Executive Directors, Non-Executive Directors, Independent Director and a Women director. There was a change in the composition of the Board of Directors during the period under review. Necessary compliances have been made.

Adequate notice is given to all directors to schedule the Board Meetings, agenda and detailed notes on agenda were sent in advance, and a system exists for seeking and obtaining further information



and clarifications on the agenda items before the meeting and for meaningful participation at the meeting.

All the Board resolutions passed unanimously and the same have recorded as part of the minutes.

We further report that there are adequate systems and processes in the company commensurate with the size and operations of the company to monitor and ensure compliance with applicable laws, rules, regulations and guidelines.

We further report that the following key businesses have been transacted at the 30th Annual General Meeting held on 31st December 2021,

- (i) An ordinary resolution was passed for ratification of appointment of Mr. Seshadri M Nagarajan (DIN: 00483662) as Non-executive Non – Independent Director from Additional Director.
- (ii) An ordinary resolution was passed for ratification of reappointment of Mr. Pravin Kumar Aggarwal as Independent Director

We further report that, the Company has received the waiver of fines from BSE for filing delays which caused due to the COVID-19 pandemic lockdown and fewer waiver requests are under BSE consideration.

We further report that there are adequate systems and processes in the Company, which are commensurate with the size and operations of the Company, to monitor and ensure compliance with applicable laws, rules, regulations, and guidelines.

For M K MADHAVAN & ASSOCIATES,
Company Secretaries,

M K MADHAVAN

Proprietor,

Membership No.:F-8408 / C.P.No.: 1676

P.R. No. 1221/2021

UDIN: F008408C000530897

Date: 28-06-2021

Place: Chennai

[This Report is to be read with our letter of even date which is annexed as Annexure A and forms an integral part of this report.]

Annexure A

To,
The members of
Kanishk Steel Industries Limited.

Sub. : Secretarial Audit of Kanishk Steel Industries Limited for the financial year ended 31st March 2021.

This letter forms integral part of our secretarial audit report dated 28-06-2021.

Management's Responsibility:

1. It is the responsibility of the management of the Company to maintain secretarial record by the Company and devise proper systems to ensure compliance with the provisions of all applicable laws and regulations and to ensure that the system is adequate and operate effectively.

Auditor's Responsibility:

2. Our responsibility is to express an opinion on these secretarial records, standards and procedures followed by the Company with respect to secretarial compliances.
3. The Compliance of the provisions of corporate and other applicable laws, rules and regulations, standards are the responsibility of management. Our examination was limited to the verification of procedures on the random test basis.
4. We believe that audit evidence and information obtained from the Company's management is reasonably adequate and appropriate to provide a reasonable basis for our opinion.
5. We have obtained the necessary Management's representation about the compliance of laws, rules and regulations and happening of events etc.

Disclaimer:

6. We have not verified the correctness and appropriateness of financial records and books of accounts and other such information/records of the Company, which were outside our agreed scope.
7. The Secretarial Audit is neither an assurance as to the future viability of the Company nor of the efficacy or effectiveness with which the management has conducted the affairs of the Company.

For **M K MADHAVAN & ASSOCIATES**,
Company Secretaries,

M K MADHAVAN
Proprietor,

Membership No.: F-8408 / C.P.No.: 16796
P.R. No. 1221/2021

Date : 28-06-2021

Place: Chennai



INDEPENDENT AUDITORS' REPORT

To the Members of Kanishk Steel Industries Limited Report on the Audit of the Standalone Ind AS Financial Statements

Opinion

We have audited the accompanying standalone Ind AS financial statements of Kanishk Steel Industries Limited (the 'Company'), which comprise the Balance Sheet as at March 31, 2021, the Statement of Profit and Loss (including Other Comprehensive Income), the Cash Flow Statement and the Statement of Changes in Equity for the year then ended, and notes to the financial statements, including a summary of the significant accounting policies and other explanatory information (here in after referred to as "financial statements").

In our opinion and to the best of our information and according to the explanations given to us, the aforesaid standalone Ind AS financial statements give the information required by the Companies Act, 2013 (the 'Act') in the manner so required and give a true and fair view in conformity with the accounting principles generally accepted in India including Indian Accounting Standards ('Ind AS') specified under Section 133 of the Act of the state of affairs of the Company as at March 31, 2021, and its profit including other comprehensive income, its cash flows and the changes in equity for the year ended on that date.

Basis for Opinion

We conducted our audit of the standalone Ind AS financial statements in accordance with the Standards on Auditing specified under Section 143(10) of the Act. Our responsibilities under those standards are further described in the Auditor's Responsibilities for the Audit of the standalone Ind AS Financial Statements section of our report. We are independent of the Company in accordance with the Code of Ethics issued by the Institute of Chartered Accountants of India ('ICAI') together with the ethical requirements that are relevant to our audit of the financial statements under the provisions of the Companies Act, 2013 and the rules thereunder, and we have fulfilled our other ethical responsibilities in accordance with these requirements and the Code of Ethics. We believe that the audit evidence we have obtained is sufficient and appropriate to provide a basis for our opinion on the standalone Ind AS financial statements.

Key Audit Matters

Key audit matters are those matters that, in our professional judgment, were of most significance in our audit of the standalone Ind AS financial statements of the current period. These matters were addressed in the context of our audit of the standalone Ind AS financial statements as a whole, and in forming our opinion thereon, and we do not provide a separate opinion on these matters. For each matter below, our description of how our audit addressed the matter is provided in that context.

We have determined the matters described below to be the key audit matters to be communicated in our report. We have fulfilled the responsibilities described in the Auditor's responsibilities for the audit of the standalone Ind AS financial statements section of our report, including in relation to these matters. Accordingly our audit included the performance of procedures designed to respond to our assessment of the risks of material misstatement of the standalone Ind AS financial

statements. The results of our audit procedures, including the procedures performed to address the matters below, provide the basis for our audit opinion on the accompanying standalone Ind AS financial statements:

Key audit matters	How the matter was addressed in our audit
<p>Verification of Inventory and Valuation there of</p> <p>The total inventory of the Company amounting to Rs. 37,08,22,959 (as on March 31, 2021) forms about 35.90% of the total assets of the Company. This includes bulk materials such as MS Scrap, Billets, Steel Scrap, etc. which are susceptible to handling loss, spillage etc. and determination of the same requires estimation based on experience and technical expertise.</p>	<p>Our Audit procedures based on which we arrived at the conclusion regarding reasonableness of determination of year-end inventory and valuation there of include the following:</p> <ul style="list-style-type: none"> • We have applied alternative methods of verification for arriving at Inventories as at the year-end by applying roll back principles and carrying out relevant adjustments for receipt and issues. Materiality for variations, discrepancies after considering the reasonable allowance for volumetric measurement were duly adjusted with respect to subsequent movements and discrepancies and adjustments pursuant to last such verification carried out. • While necessary review and other corroborative evidences were obtained and verified, professional expert's report and conclusions drawn by them on the matter • We have verified the adjustments made for receipt and consumption to arrive at the physical stock as on March 31, 2021; and • We examined the valuation process / methodology and checks being performed at multiple levels to ensure that the valuation is consistent with and as per the policy followed in this respect.

Emphasis of Matter

We draw attention to Note 5 (a) to the Statement which explains the extent to which COVID-19 pandemic will impact the Company's operations and financial results which are dependent on uncertain future developments. Our opinion is not modified in respect of this matter.

Other Matter:

Due to the COVID-19 related lockdowns, we undertook online verification of the documents / records / statements on the basis of the assurance given by the management about the accuracy and authenticity of the same. We have performed alternate procedures of audit as per the guidance provided in SA 501 "Audit Evidence-Specific Considerations for selected Items" and have obtained



sufficient appropriate audit evidence to issue our unmodified opinion on these Ind AS financial statements.

Information Other than the Standalone Financial Statements and Auditors' Report Thereon

The Company's Board of Directors is responsible for the other information. The other information comprises the information included in the Board's Report including Annexures to Board's Report, Management Discussion and Analysis Report, Corporate Governance, Business Responsibility Report but does not include the standalone financial statements and our auditors' report thereon.

Our opinion on the standalone financial statements does not cover the other information and we do not express any form of assurance conclusion thereon.

In connection with our audit of the standalone financial statements, our responsibility is to read the other information and, in doing so, consider whether the other information is materially inconsistent with the standalone financial statements or our knowledge obtained during the course of our audit or otherwise appears to be materially misstated. If, based on the work we have performed, we conclude that there is a material misstatement of this other information, we are required to report that fact. We have nothing to report in this regard.

Responsibilities of Management for the Standalone Ind AS Financial Statements and those charged with governance for the Financial Statements

The Company's Board of Directors is responsible for the matters stated in Section 134(5) of the Companies Act, 2013 ("the Act") with respect to the preparation of these standalone Ind AS financial statements that give a true and fair view of the state of affairs (financial position), profit or loss (financial performance including other comprehensive income), changes in equity and cash flows of the Company in accordance with the accounting principles generally accepted in India, including the Ind AS specified under Section 133 of the Act read with Companies (Indian Accounting Standards) Rules, 2015, as amended. This responsibility also includes maintenance of adequate accounting records in accordance with the provisions of the Act for safeguarding of the assets of the Company and for preventing and detecting frauds and other irregularities; selection and application of appropriate accounting policies; making judgments and estimates that are reasonable and prudent; and design, implementation and maintenance of adequate internal financial controls, that were operating effectively for ensuring the accuracy and completeness of the accounting records, relevant to the preparation and presentation of the standalone Ind AS financial statements that give a true and fair view and are free from material misstatement, whether due to fraud or error.

In preparing the standalone Ind AS financial statements, management is responsible for assessing the Company's ability to continue as a going concern, disclosing, as applicable, matters related to going concern and using the going concern basis of accounting unless management either intends to liquidate the Company or to cease operations, or has no realistic alternative but to do so. Those Board of Directors are also responsible for overseeing the Company's financial reporting process.

Auditor's Responsibilities for the Audit of standalone Ind AS financial statements:

Our objectives are to obtain reasonable assurance about whether the financial statements as a whole are free from material misstatement, whether due to fraud or error, and to issue an auditor's

report that includes our opinion. Reasonable assurance is a high level of assurance, but is not a guarantee that an audit conducted in accordance with Standards on Auditing will always detect a material misstatement when it exists. Misstatements can arise from fraud or error and are considered material if, individually or in the aggregate, they could reasonably be expected to influence the economic decisions of users taken on the basis of these standalone Ind AS financial statements.

As part of an audit in accordance with Standards on Auditing, we exercise professional judgment and maintain professional skepticism throughout the audit. We also:

- o Identify and assess the risks of material misstatement of the standalone Ind AS financial statements, whether due to fraud or error, design and perform audit procedures responsive to those risks, and obtain audit evidence that is sufficient and appropriate to provide a basis for our opinion. The risk of not detecting a material misstatement resulting from fraud is higher than for one resulting from error, as fraud may involve collusion, forgery, intentional omissions, misrepresentations, or the override of internal control;
- o Obtain an understanding of internal control relevant to the audit in order to design audit procedures that are appropriate in the circumstances. Under Section 143(3) (i) of the Act, we are also responsible for explaining our opinion on whether the Company has adequate internal financial controls system in place and the operating effectiveness of such controls;
- o Evaluate the appropriateness of accounting policies used and the reasonableness of accounting estimates and related disclosures made by management;
- o Conclude on the appropriateness of management's use of the going concern basis of accounting and, based on the audit evidence obtained, whether a material uncertainty exists related to events or conditions that may cast significant doubt on the Company's ability to continue as a going concern. If we conclude that a material uncertainty exists, we are required to draw attention in our auditor's report to the related disclosures in the financial statements or, if such disclosures are inadequate, to modify our opinion. Our conclusions are based on the audit evidence obtained up to the date of our auditor's report. However, future events or conditions may cause the Company to cease to continue as a going concern; and
- o Evaluate the overall presentation, structure and content of the standalone Ind AS financial statements, including the disclosures, and whether the financial statements represent the underlying transactions and events in a manner that achieves fair presentation.

Materiality is the magnitude of misstatements in the financial statements that, individually or in aggregate, makes it probable that the economic decisions of a reasonably knowledgeable user of the financial statements may be influenced. We consider quantitative materiality and qualitative factors in (i) planning the scope of our audit work and in evaluating the results of our work; and (ii) to evaluate the effect of any identified misstatements in the financial statements.



We communicate with those charged with governance regarding, among other matters, the planned scope and timing of the audit and significant audit findings, including any significant deficiencies in internal control that we identify during our audit.

We also provide those charged with governance with a statement that we have complied with relevant ethical requirements regarding independence, and to communicate with them all relationships and other matters that may reasonably be thought to bear on our independence, and where applicable, related safeguards.

From the matters communicated with those charged with governance, we determine those matters that were of most significance in the audit of the standalone Ind AS financial statements for the financial year ended March 31, 2021 and are therefore the key audit matters. We describe these matters in our auditor's report unless law or regulation precludes public disclosure about the matter or when, in extremely rare circumstances, we determine that a matter should not be communicated in our report because the adverse consequences of doing so would reasonably be expected to outweigh the public interest benefits of such communication.

Report on Other Legal and Regulatory Requirements

1. As required by the Companies (Auditor's Report) Order, 2016 (the 'Order') issued by the Central Government of India in terms of Section 143(11) of the Act, we give in the Annexure A, a statement on the matters specified in paragraphs 3 and 4 of the Order.
2. As required by Section 143(3) of the Act, we report that:
 - a) we have sought and obtained all the information and explanations which to the best of our knowledge and belief were necessary for the purpose of our audit;
 - b) in our opinion, proper books of account as required by law have been kept by the Company so far as it appears from our examination of those books;
 - c) the balance sheet, the statement of profit and loss (including other comprehensive income), the cash flow statement and the statement of changes in equity dealt with by this report are in agreement with the books of account;
 - d) in our opinion, the aforesaid standalone financial statements comply with Ind AS specified under Section 133 of the Act, read with Companies (Indian Accounting Standards) Rules, 2015, as amended;
 - e) on the basis of the written representations received from the directors and taken on record by the Board of Directors, none of the directors is disqualified as on March 31, 2021 from being appointed as a director in terms of Section 164(2) of the Act;
 - f) with respect to the adequacy of the internal financial controls over financial reporting of the company with reference these standalone Ind AS financial statements and the operating effectiveness of such controls, refer to our report as per "Annexure B" to this report. Our report expresses an unmodified opinion on the adequacy and operating effectiveness of the Company's internal control with reference to financial statements.

- g) In our opinion, the managerial remuneration for the year ended March 31, 2021 has been paid/ provided by the company to its directors in accordance with the provisions of section 197 read with Schedule V to the Act;
- h) with respect to the other matters to be included in the Auditor's Report in accordance with rule 11 of the Companies (Audit and Auditors) Rules, 2014 (as amended), in our opinion and to the best of our information and according to the explanations given to us:
 - i. The Company has disclosed the impact of pending litigations on its financial position in its standalone Ind AS financial statements – Refer Note 33 to the standalone Ind AS financial statements
 - ii. the Company has made provision, as required under the applicable law or Ind AS, for material foreseeable losses, if any, on long-term contracts including derivative contracts;
 - iii. there has been no delay in transferring amounts, required to be transferred, to the Investor Education and Protection Fund by the Company during the year ended March 31, 2021;

For Puja Rathi & Associates
Chartered Accountants
FRN 014457S

Puja Rathi, FCA
Proprietor

M. No. 064246
UDIN. : 21064246AAAAAAM9416

Date : 28-06-2021
Place : Chennai



Annexure A to the Independent Auditor's Report of even date to the members of Kanishk Steel Industries Limited, on the standalone Ind AS financial statements for the year ended March 31, 2021

Annexure A

Based on the audit procedures performed for the purpose of reporting a true and fair view on the standalone financial statements of the Company and taking into consideration the information and explanations given to us and the books of account and other records examined by us in the normal course of audit, and to the best of our knowledge and belief, we report that:

- (i) (a) The Company has maintained proper records showing full particulars, including quantitative details and situation of property, plant and equipment.
- (b) All property, plant and equipment have not been physically verified by the management during the year, but there is a regular programme of verification which, in our opinion, is reasonable having regard to the size of the company and the nature of its assets. No material discrepancies were noticed on such verification.
- (c) According to the information and explanation given to us and the records examined by us and based on examination of the registered sale deed / transferdeed/ conveyance deed provided to us, we report that title deed of free hold land are held in the name of the company as at the balance sheet date. In respect of immovable property of land that have been taken on lease and disclosed as property plant and equipment in the financial statements, the lease agreements are in the name of the company where the company is lessee in the agreement.
- (ii) As informed, the inventories of the Company except for materials in transit have been physically verified at reasonable intervals by the management during the year. In our opinion and according to the information and explanations given to us, the frequency of such verification is reasonable. On account of COVID-19 related restrictions, as explained to us, the management could not conduct the year-end physical verification of Inventory and has arrived at the quantity and value as per the regular records maintained by them also depending on the periodical physical verification of Inventories conducted during the year at reasonable intervals during which no material discrepancy was observed by them.
- (iii) As per the information and explanation given to us and as per the records produced to us the Company has not granted any secured or unsecured loans to companies, firms or other parties covered in the register maintained under section 189 of the Companies Act, 2013 ('the Act'). Accordingly, the provisions of clause 3 (iii) (a) to (c) of the Order are not applicable to the Company and hence not commented upon.
- (iv) In our opinion and according to the information and explanations given to us, the company has complied with the provisions of section 185 and 186 of the Companies Act, 2013 with respect of loans and investments and providing guarantees and securities as applicable.
- (v) According to the information and explanation given to us, the Company has not accepted any deposits from the public to which the directives issued by the Reserve Bank of India and the provisions of section 73 to 76 or any other relevant provisions of the act and the Companies (Acceptance of Deposits) Rule, 2014 as amended would apply. Accordingly, paragraph 3 (v) is not applicable to the company.

- (vi) We have broadly reviewed the books of account maintained by the Company pursuant to the Rules made by the Central Government for the maintenance of cost records under sub-section (1) of Section 148 of the Act in respect of Company's products and services and are of the opinion that, prima facie, the prescribed accounts and records have been made and maintained. However, we have not made a detailed examination of the cost records with a view to determine whether they are accurate or complete.
- (vii) (a) According to the information and explanations given to us, the Company is regular in depositing undisputed statutory dues including provident fund, employees' state insurance, income-tax, duty of customs, goods and service tax, cess and other material statutory dues, as applicable, with the appropriate authorities. Further, no undisputed amounts payable in respect thereof were outstanding at the year-end for a period of more than six months from the date they became payable.
- (b) The dues outstanding in respect of income-tax, sales tax, duty of customs, duty of excise and value added tax on account of any dispute, are as follows:

Statute Name	Nature of dues	Amount in Rs.	Forum where dispute is pending
Central Excise Law	Dispute relating to re-fixation of Annual capacity	Rs.9,00,000 Plus equal amount of	Hon'ble High Court of Madras. penalty plus interest thereon.
Income tax Act , 1961	Income Tax	Rs.4,65,56,261	The Commissioner of Income Tax, Appeals, Chennai
Income tax Act , 1961	TDS	Rs.3,26,821	Assessing Officer

- (viii) In our opinion and according to the information and explanations given to us, as at the reporting date, the Company has not defaulted in repayment of loans or borrowings to any financial institution or a bank or Government or dues to debenture-holders. The company has not taken any loans from the Government.
- (ix) In our opinion and according to the information and explanations given to us, the company did not raise any money by way of initial public offer or further public offer (including debt instruments) or term loans during the year and therefore clause 3(ix) of the Order is not applicable to the Company.
- (x) During the course of our examination of books of account carried out during the year in accordance with generally accepted auditing practices in India, we have neither come across incidence of any material fraud by the company or on the company by its officer or employees nor have we been informed of any such case by the management.
- (xi) Based upon the audit procedures performed and the information and explanations given by the management, Managerial remuneration has been paid and provided by the Company in accordance with the requisite approvals mandated by the provisions of Section 197 of the Act read with Schedule V to the Act.



- (xii) In our opinion and according to the information and explanation given to us, the Company is not a Nidhi Company. Therefore, the provisions of clause 3 (xii) of the Order are not applicable to the Company.
- (xiii) In our opinion and according to the information and explanations given to us, the Company is in compliance with Section 188 and 177 of the Companies Act, 2013, where applicable, for all transactions with the related parties and the details of related party transactions have been disclosed in the Ind AS financial statements.
- (xiv) Based upon the audit procedures performed and the information and explanations given by the management, the company has not made any preferential allotment or private placement of shares or fully or partly convertible debentures during the year under review. Accordingly, provisions of clause 3(xiv) of the Order are not applicable.
- (xv) Based upon the audit procedures performed and the information and explanations given by the management, the company has not entered into any non-cash transactions with directors or persons connected with him covered under section 192 of the Act. Accordingly, the provisions of clause 3 (xv) of the Order are not applicable to the Company.
- (xvi) In our opinion, the company is not required to be registered under section 45 IA of the Reserve Bank of India Act, 1934 and accordingly, the provisions of clause 3 (xvi) of the Order are not applicable to the Company.

For **Puja Rathi & Associates**
Chartered Accountants
FRN 014457S

Puja Rathi, FCA
Proprietor

M. No. 064246

UDIN. : 21064246AAAAAM9416

Date : 28-06-2021
Place : Chennai

Annexure B to the Independent Auditor's Report of even date to the members of Kanishk Steel Industries Limited, on the standalone Ind AS financial statements for the year ended March 31, 2021

Report on the Internal Financial Controls under Clause (i) of sub-section 3 of Section 143 of the Companies Act, 2013 (the "Act")

We have audited the internal financial controls over financial reporting (IFCoFR) of Kanishk Steel Industries Limited (the "Company") as of that date in conjunction with our audit of the standalone Ind AS financial statements of the Company for the year ended March 31, 2021.

Management's Responsibility for Internal Financial Controls

The Company's Board of Directors is responsible for establishing and maintaining internal financial controls based on the internal control over financial reporting criteria established by the Company considering the essential components of internal control stated in the Guidance Note on Audit of Internal Financial Controls over Financial Reporting (the "Guidance Note") issued by the Institute of Chartered Accountants of India (ICAI). These responsibilities include the design, implementation and maintenance of adequate internal financial controls that were operating effectively for ensuring the orderly and efficient conduct of the Company's business, including adherence to Company's policies, the safeguarding of its assets, the prevention and detection of frauds and errors, the accuracy and completeness of the accounting records, and the timely preparation of reliable financial information, as required under the Act.

Auditors' Responsibility

Our responsibility is to express an opinion on the Company's IFCoFR with reference to these standalone financial statements based on our audit. We conducted our audit in accordance with the Guidance Note and Standards on Auditing, as specified under section 143(10) of the Companies Act, 2013, to the extent applicable to an audit of IFCoFR and, both issued by the ICAI. Those Standards and the Guidance Note require that we comply with ethical requirements and plan and perform the audit to obtain reasonable assurance about whether adequate IFCoFR with reference to these standalone financial statements was established and maintained and if such controls operated effectively in all material respects.

Our audit involves performing procedures to obtain audit evidence about the adequacy of the IFCoFR with reference to these standalone financial statements and their operating effectiveness. Our audit of IFCoFR included obtaining an understanding of IFCoFR, with reference to these standalone financial statements, assessing the risk that a material weakness exists, and testing and evaluating the design and operating effectiveness of internal control based on the assessed risk. The procedures selected depend on the auditor's judgement, including the assessment of the risks of material misstatement of the financial statements, whether due to fraud or error.

We believe that the audit evidence we have obtained is sufficient and appropriate to provide a basis for our audit opinion on the Company's IFCoFR with reference to these standalone financial statements.



Meaning of Internal Financial Controls over Financial Reporting with reference to these standalone financial statements

A Company's IFCoFR with reference to these standalone financial statements is a process designed to provide reasonable assurance regarding the reliability of financial reporting and the preparation of financial statements for external purposes in accordance with generally accepted accounting principles. A Company's IFCoFR with reference to these standalone financial statements includes those policies and procedures that (1) pertain to the maintenance of records that, in reasonable detail, accurately and fairly reflect the transactions and dispositions of the assets of the Company; (2) provide reasonable assurance that transactions are recorded as necessary to permit preparation of financial statements in accordance with generally accepted accounting principles, and that receipts and expenditures of the Company are being made only in accordance with authorizations of management and directors of the Company; and (3) provide reasonable assurance regarding prevention or timely detection of unauthorized acquisition, use, or disposition of the Company's assets that could have a material effect on the financial statements.

Inherent Limitations of Internal Financial Controls over Financial Reporting with reference to these standalone financial statements

Because of the inherent limitations of IFCoFR with reference to these standalone financial statements, including the possibility of collusion or improper management override of controls, material misstatements due to error or fraud may occur and not be detected. Also, projections of any evaluation of the IFCoFR with reference to these standalone Ind AS financial statements to future periods are subject to the risk that IFCoFR with reference to these standalone financial statements may become inadequate because of changes in conditions, or that the degree of compliance with the policies or procedures may deteriorate.

Opinion

In our opinion, the Company has, in all material respects, adequate internal financial controls over financial reporting with reference to these standalone financial statements and such internal financial controls over financial reporting with reference to these standalone financial statements were operating effectively as at March 31, 2021, based on the internal control over financial reporting criteria established by the Company considering the essential components of internal control stated in the Guidance Note issued by the ICAI.

For Puja Rathi & Associates
Chartered Accountants
FRN 014457S

Puja Rathi, FCA
Proprietor

Date: 28-06-2021
Place: Chennai

M.No. 064246
UDIN.: 21064246AAAAAM9416

BALANCE SHEET AS AT MARCH 31, 2021

PARTICULARS	Note No.	As at 31.03.2021	As at 31.03.2020
		(Amount in Rs.)	(Amount in Rs.)
ASSETS			
1. NON CURRENT ASSETS			
a. Property, Plant and Equipment		94,255,159	102,408,173
b. Capital Work in Progress	6	35,053,743	35,593,813
c. Financial Assets			
i) Investments	7	233,672,936	30,277,747
ii) Other Financial Assets	8	26,742,788	35,929,709
Total Non Current Assets		389,724,626	204,209,443
2. CURRENT ASSETS			
a. Inventories	9	370,822,959	477,387,084
b. Financial Assets			
(i) Trade Receivables	10	178,753,815	279,996,150
(ii) Cash & Cash Equivalents	11	1,774,322	1,445,452
(iii) Bank Balances other than (ii) above	12	18,615,408	33,091,047
(iv) Loans and Advances	13	1,134,921	130,145,625
c. Other Current Assets	14	72,030,957	49,989,335
Total Current Assets		643,132,382	972,054,693
Total Assets		1,032,857,008	1,176,264,136
EQUITY AND LIABILITIES			
1. EQUITY			
a. Equity Share Capital	15	284,656,570	284,656,570
b. Other Equity	16	306,075,938	249,221,564
Total Equity		590,732,508	533,878,134
2. LIABILITIES			
NON-CURRENT LIABILITIES			
a. Deferred Tax Liabilities	17	15,499,747	16,373,793
b. Provisions	18	4,225,996	3,608,475
Total Non Current Liabilities		19,725,743	19,982,268



PARTICULARS	Note No.	As at 31.03.2021	As at 31.03.2020
		(Amount in Rs.)	(Amount in Rs.)
3. CURRENT LIABILITIES			
a. Financial Liabilities			
(i) Borrowings	19	170,372,164	170,406,627
(ii) Trade Payables			
Total Outstanding dues to Micro and Small Enterprises		-	-
Total Outstanding dues of Creditors other than Micro and Small Enterprises	20	181,333,431	298,395,889
(iii) Other Financial Liabilities	21	42,870,000	8,015,420
b. Other Current Liabilities	22	11,760,657	136,904,064
c. Provisions	23	16,062,505	8,681,735
Total Current Liabilities		422,398,757	622,403,733
Total Liabilities		442,124,500	642,386,002
Total Equity and Liabilities		1,032,857,008	1,176,264,136

Significant Accounting Policies and other accompanying notes (1-42) form an integral part of the Financial Statements

As per the report of event date annexed

For and on behalf of the Board of Directors

For PUJA RATHI & ASSOCIATES

Chartered Accountants
FRN 014457S

PUJA RATHI, FCA

Proprietor
M. No. 064246

Date : 28.06.2021
Place : Chennai

VISHAL KEYAL

Chairman & Managing Director

ASHOK BOHRA

Whole-time Director & CFO

V. SUBRAMANI

Company Secretary

STATEMENT OF PROFIT AND LOSS FOR THE YEAR ENDED MARCH 31, 2021

PARTICULARS	Note No.	31.03.2021	31.03.2020
		(Amount in Rs.)	(Amount in Rs.)
1. Income			
a. Revenue from Operations	24	2,452,971,131	2,572,305,593
b. Other Income	25	217,443,148	28,786,483
Total Income		2,670,414,279	2,601,092,075
2. Expenses			
a. Cost of Material Consumed	26	1,767,642,874	2,384,363,615
b. Purchases of Stock In Trade		87,826,423	37,872,573
c. Changes in Inventories of finished goods and Work in Progress	27	101,399,914	(246,938,573)
d. Employee Benefit Expenses	28	39,534,947	29,681,556
e. Finance Costs	29	14,302,344	15,272,950
f. Depreciation and Amortisation expenses	6	8,273,301	8,337,858
g. Other expenses	30	588,189,198	355,696,634
Total Expenses		2,607,169,000	2,584,286,613
3. Profit before exceptional items and tax (1 - 2)		63,245,279	16,805,462
4. Exceptional Items		-	-
5. Profit before Tax (3 + 4)		63,245,279	16,805,462
6. Tax Expense			
I. Current Tax		7,314,194	7,691,227
II. Deferred tax		(874,046)	(12,712,229)
III. Earlier Year Tax adjustments		-	1,558,289
7. Profit for the year (5 - 6)		56,805,131	20,268,175
8. Other Comprehensive Income			
Items that will not be reclassified to profit or loss			
- Remeasurement of the defined benefit plans		49,238	191,681
Total Comprehensive Income for the year		49,238	191,681



PARTICULARS	Note No.	31.03.2021	31.03.2020
		(Amount in Rs.)	(Amount in Rs.)
Total Comprehensive Income for the year, net of tax		56,854,369	20,459,856
9. Earnings Per Share (EPS) of Rs.10 each (not annualised)			
Basic and Diluted EPS (In Rs.)		2.00	0.71

Significant Accounting Policies and other accompanying notes (1-42) form an integral part of the Financial Statements

As per the report of event date annexed

For and on behalf of the Board of Directors

For PUJA RATHI & ASSOCIATES

Chartered Accountants
FRN 014457S

VISHAL KEYAL

Chairman & Managing Director

PUJA RATHI, FCA

Proprietor
M. No. 064246

ASHOK BOHRA

Whole-time Director & CFO

Date : 28.06.2021

Place : Chennai

V. SUBRAMANI

Company Secretary

STATEMENT OF CASH FLOW FOR THE YEAR ENDED MARCH 31, 2021

PARTICULARS	For The Year Ended 31.03.2021		For The Year Ended 31.03.2020	
A.CASH FLOW FROM OPERATING ACTIVITIES :				
Net Profit before Tax:		63,245,279		16,805,462
Adjustments for :				
Depreciation / Amortisation	8,273,301		8,337,858	
Rent received	(823,464)		(890,604)	
Profit / (loss) on Fair Valuation of investments through profit & loss account	(203,395,189)		(7,398,724)	
Impairment Allowances for doubtful advances / expected credit loss	162,245,878		-	
Profit / (Loss) on sale of Shares	-		(20,100)	
Interest Income	(2,162,614)		(3,086,421)	
Interest Expense	14,302,344	(21,559,744)	15,272,950	12,214,959
Operating Profit before working capital changes		41,685,536		29,020,421
Adjustments for :				
(Increase)/ Decrease in Trade Receivables	81,005,214		26,282,705	
(Increase)/ Decrease in Inventories	106,564,125		5,816,317	
(Increase)/ Decrease in Loans & Advances	(5,448,046)		5,949,275	
(Increase)/ Decrease in Other Current Assets	(22,041,622)		68,220,593	
(Increase) / Decrease in Other Financials Assets	1,636,921		(11,088,968)	
Increase/ (Decrease) in Trade Payables, Other Financial and non financial liabilities and provisions	(241,539,106)	(79,822,513)	(57,140,543)	38,039,379
		(38,136,978)		67,059,800
Less: Taxes Paid		66,576		(41,841,549)
Net Cash Flow from operating activities (A)		(38,070,402)		25,218,251



PARTICULARS	For The Year Ended 31.03.2021	For The Year Ended 31.03.2020
B.CASH FLOW FROM INVESTING ACTIVITIES :		
Purchase of Property, Plant and Equipment	(120,289)	-
Interest Received	2,162,614	3,086,421
Movement in Bank balances considered as other than Cash & Cash equivalents	14,475,639	10,488,437
Rent received	823,464	890,604
Disposal of Capital WIP	540,070	-
(Purchase)/Sale of Investment	(0)	188,700
Net Cash Flow from Investing activities (B)	17,881,498	14,654,162
C.CASH FLOW FROM FINANCING ACTIVITIES :		
Repayment of Short term borrowings	(34,463)	(15,719,705)
Increase/ (Decrease) in Other Financial Liabilities	34,854,580	(10,032,741)
Interest paid	(14,302,344)	(15,272,950)
Net Cash Flow from Financing activities (C)	20,517,773	(41,025,396)
Net Increase in cash Equivalents (A)+(B)+(C)	328,870	(1,152,985)
Cash & Cash Equivalents (Opening Balance)	1,445,452	2,598,437
Cash & Cash Equivalents (Closing Balance)	1,774,322	1,445,452
Net Increase/(Decrease) in Cash & Cash Equivalents	328,870	(1,152,985)
Notes :		
1. Component of Cash and Cash Equivalent:		
a) Cash in Hand	1,607,543	1,103,770
b) Balances with Bank -In Current Accounts	166,779	341,682
TOTAL	1,774,322	1,445,452

2. The above Cash Flow Statement has been prepared under "Indirect Method" as set out in Indian Accounting Standard (Ind AS) - 7 on Statement of Cash Flows.
3. Ind AS 7 Cash flow statements requires the entities to provide disclosure that enable users of financial statements to evaluate changes in liabilities arising from financing activities, including both changes arising from cash flows and non-cash changes, suggesting inclusion of a reconciliation between the opening and closing balances in the Balance Sheet of liabilities arising from financing activities, to meet the disclosure requirements.

	As at As at March 31, 2020	Cash flows*	Non-Cash Flows	As at As at March 31, 2021
Short Term Borrowings	170,406,627	(34,463)		170,372,164

As per the report of event date annexed

For and on behalf of the Board of Directors

For PUJA RATHI & ASSOCIATES

Chartered Accountants
FRN 014457S

VISHAL KEYAL

Chairman & Managing Director

PUJA RATHI, FCA

Proprietor
M. No. 064246

ASHOK BOHRA

Whole-time Director & CFO

Date : 28.06.2021

Place : Chennai

V. SUBRAMANI

Company Secretary

STATEMENT OF CHANGES IN EQUITY FOR THE YEAR ENDED 31ST MARCH, 2021

A. Equity Share Capital	
As At April 01, 2019	28,46,56,570
Movement during the period	-
As At March 31, 2020	28,46,56,570
Movement during the period	-
Balance at the end of March 31, 2021	28,46,56,570

B. Other Equity March 31, 2021

Particulars	Reserve & Surplus							Total
	Capital Reserves	Capital Redemption Reserve	Securities Premium	Revaluation Reserve	General Reserve	Retained Earnings	Items of Other Comprehensive Income	
Balance as at March 31, 2020	8,732,431	300,000	98,711,732	49,339,437	(442,725,002)	537,827,804	(2,964,832)	249,221,569
Profit for the year	-	-	-	-	-	56,805,131	-	56,805,131
Other Comprehensive Income for the year -	-	-	-	-	-	-	49,238	49,238
Transfer from/to Retained Earning	-	-	-	(4,705,108)	-	4,705,108	-	-
Balance as at March 31, 2021	8,732,431	300,000	98,711,732	44,634,329	(442,725,002)	599,338,043	(2,915,594)	306,075,938
As at March 31, 2020								
Balance as at March 31, 2019	8,732,431	300,000	98,711,726	54,044,545	(442,725,002)	512,854,521	(3,156,513)	228,761,707
Profit for the year	-	-	-	-	-	20,268,175	-	20,268,175
Other Comprehensive Income for the year -	-	-	-	-	-	-	191,681	191,681
Transfer from/to Retained Earning	-	-	-	(4,705,108)	-	4,705,108	-	-
Balance as at March 31, 2020	8,732,431	300,000	98,711,726	49,339,437	(442,725,002)	537,827,805	(2,964,832)	249,221,564

Significant Accounting Policies and other accompanying notes (1-42) form an integral part of the Financial Statements

As per the report of event date annexed

For **PUJA RATHI & ASSOCIATES**Chartered Accountants
FRN 014457S**PUJA RATHI, FCA**Proprietor
M. No. 064246

Date : 28.06.2021

Place : Chennai

For and on behalf of the Board of Directors

ASHOK BOHRA
Whole-time Director & CFO**VISHAL KEYAL**
Chairman & Managing Director**V. SUBRAMANI**
Company Secretary

KANISHK STEEL INDUSTRIES LIMITED **NOTES TO FINANCIAL STATEMENTS FOR THE YEAR ENDED MARCH 31, 2021**

1. Corporate Information

Kanishk Steel Industries Limited (“the Company”), is a Company incorporated under the provisions of Companies Act, 1956, in the year 1989, having its registered office at B27M, SIPCOT Industrial Complex, Gummidipoondi, Thiruvallur District-601201, Tamilnadu engaged in the manufacture and supply of Iron and Steel Products. The Company’s shares are listed on the Bombay Stock Exchange Limited and the shares are traded regularly.

2. Statement of Compliance

The financial statement have been prepared in accordance with Indian Accounting Standards (referred to as “Ind AS”) notified under the Companies (Indian Accounting Standards) Rules, 2015 (as amended) read with Section 133 of the Companies Act, 2013 (“the Act”).

The Company has complied with Ind AS issued, notified and made effective till the date of authorisation of the financial statements. Accounting Policies have been consistently applied except where a newly issued Indian Accounting Standard is initially adopted or a revision to an existing Indian Accounting Standard requires a change in the accounting policy hitherto in use.

These financial statements are approved for issue by the Board of Directors on June 28, 2021.

3. Application of New Accounting Pronouncements effective from April 01, 2020:

Effective April 01, 2020, there were certain amendments in Indian Accounting Standards (Ind AS) vide Companies (Indian Accounting Standards) Amendment Rules, 2020 notifying amendment to existing Ind AS 1 ‘Presentation of Financial Statements’, Ind AS 8 ‘Accounting Policies, Changes in Estimates and Errors’, Ind AS 10 ‘Events after the Reporting Period’, Ind AS 34 ‘Interim Financial Reporting’, Ind AS 37 ‘Provisions, Contingent Liabilities and Contingent Assets’, Ind AS 103 ‘Business Combinations’, Ind AS 107 ‘Financial Instruments: Disclosures’, Ind AS 109 ‘Financial Instruments’, Ind AS 116 ‘Leases’. Ind AS 1 has been modified to redefine the term ‘Material’ and consequential amendments have been made in Ind AS 8, Ind AS 10, Ind AS 34 and Ind AS 37.

a. Amendment to Ind AS 103- Business combinations & Ind AS 109 and Ind AS 107 – Interest Rate Benchmark Reform

Ind AS 103 dealing with ‘Business Combination’ has defined the term ‘Business’ to determine whether a transaction or event is a business combination. Amendment to Ind AS 107 and 109 relate to hedging relationship directly affected by Interest Rate Benchmark reforms. The amendment among other things requires an entity to assume that Interest Rate Benchmark on which hedged cash flows are based is not altered as a result of Interest Rate Benchmark reforms.



b. Amendment to Ind AS 1 and Ind AS 8 – Definition of Material

The MCA issued Amendment to Ind AS 1 “Presentation of Financial Statements” and Ind AS 8 “Accounting Policies, Changes in Accounting Estimates and Errors” to update a new definition of material in Ind AS 1. The amendments clarify the definition of “material” and how it should be applied by including in the definition guidance that until now has featured elsewhere in Ind AS Standards. The new definition clarifies that, information is considered material if omitting, misstating, or obscuring such information, could reasonably be expected to influence the decisions that the primary users of general-purpose financial statements made based on those financial statements. The definition of material in Ind AS 8 has been replaced by a reference to the definition of material in Ind AS 1. In addition, the MCA amended other Standards that contain a definition of material or refer to the term ‘material’ to ensure consistency. The adoption of the amendment to Ind AS 1 and Ind AS 8 did not have any material impact on its evaluation of materiality in relation to the standalone financial statements.

c. Amendment to Ind AS 116 – Leases

Ind AS 116 dealing with ‘Leases’ permitted lessees, as a practical expedient, not to assess whether rent concessions that occur as a direct consequence of COVID-19 pandemic and meet specified conditions are lease modifications and, instead, to account for those rent concessions as if they were not lease modifications.

Revision in these standards did not have any material impact on the profit/loss and earning per share for the year

d. Recent Accounting Developments Standards issued but not yet effective:

New Accounting Standards not yet adopted by the Company MCA notifies new standard or amendments to the existing standards. There is no such notification which would have been applicable from April 1, 2021.

i. New Amendments not yet adopted by the Company

On March 24, 2021, the MCA through a notification amended Schedule III of the Companies Act, 2013. Key amendments relating to Division II which relate to companies whose financial statements are required to comply with Companies (Indian Accounting Standards) Rules 2015 are:

- Lease liabilities should be separately disclosed under the head ‘financial liabilities’, duly distinguished as current or non-current.
- Current maturities of long-term borrowings should be disclosed separately within borrowings instead of earlier disclosure requirement under Other Financial Liabilities.
- Certain additional disclosures in the statement of changes in equity due to prior period errors and restated balances at the beginning of the current reporting period.
- Specified format for disclosure of shareholding of promoters.
- Specified format for ageing schedule of trade receivables, trade payables, capital work-

in-progress and intangible asset under development.

- Additional disclosures relating to Corporate Social Responsibility, undisclosed income and crypto or virtual currency.
- Disclosure of specified ratios along with explanation for items included in numerator and denominator and explanation for change in any ratio is excess of 25% compared to preceding year.
- If a company has not used funds for the specific purpose for which it was borrowed from banks and financial institutions, then disclosure of details of where it has been used.
- Specific disclosure under 'additional regulatory requirement' such as compliance with approved schemes of arrangements, compliance with number of layers of companies, title deeds of immovable property not held in name of company, loans and advances to promoters, directors, key managerial personnel and related parties and details of benami property held.
- These amendments are applicable from April 1, 2021. As per management these amendments are likely to have no significant impact on the standalone financial statements of the Company.

4. Significant Accounting Policies:

Basis of Preparation and presentation of Financial Statements

The standalone financial statements are prepared on the historical cost basis except for certain financial instruments that are measured at fair values at the end of each reporting period, as explained in accounting policies below.

All the assets and liabilities have been classified as current or noncurrent as per the Company's normal operating cycle and other criteria set out in Ind AS-1 'Presentation of Financial Statements' and Schedule III to the Companies Act, 2013. Having regard to the nature of business being carried out by the Company, the Company has determined its operating cycle as twelve months for the purpose of current and non-current classification. The functional currency of the Company is determined as the currency of the primary economic environment in which it operates. Accordingly, these financial statements are presented in Indian Rupees (₹) except otherwise stated.

Fair value measurement

Fair value is the price that would be received to sell an asset or paid to transfer a liability in an orderly transaction between market participants at the measurement date under current market conditions.

The Company categorizes assets and liabilities measured at fair value into one of three levels depending on the ability to observe inputs employed for such measurement:

Level 1: quoted prices (unadjusted) in active markets for identical assets or liabilities.

Level 2: inputs other than quoted prices included within level 1 that are observable either directly or indirectly for the asset or liability.



Level 3: inputs for the asset or liability which are not based on observable market data.

The company has an established control framework with respect to the measurement of fair values. This includes a finance team headed by Chief Financial Officer who has overall responsibility for overseeing all significant fair value measurements who regularly reviews significant unobservable inputs, valuation adjustments and fair value hierarchy under which the valuation should be classified.

The significant accounting policies applied by the Company in the preparation of its financial statements are listed below.

a. PROPERTY, PLANT AND EQUIPMENT (PPE)

Property, Plant and Equipment are stated at cost of acquisition, construction and subsequent improvements thereto less accumulated depreciation and impairment losses, if any. For this purpose cost include deemed cost on the date of transition and comprises purchase price of assets or its construction cost including duties and taxes (net of cenvat/ GST availed), inward freight and other expenses related to acquisition or installation and adjustment for exchange differences wherever applicable and any cost directly attributable to bring the asset into the location and condition necessary for it to be capable of operating in the manner intended for its use. For major projects, interest and other costs incurred on / related to borrowings attributable to such projects or fixed assets during construction period and related developmental expenses are capitalized. Parts of an item of PPE having different useful lives and material value and subsequent expenditure on PPE arising on account of capital improvement or other factors are accounted for as separate components. The cost of replacing part of an item of PPE is recognised in the carrying amount of the item if it is probable that the future economic benefits embodied within the part will flow to the Company and its cost can be measured reliably. The costs of the day-to-day servicing of property, plant and equipment are recognised in the income statement when incurred. Assets to be disposed of are reported at the lower of the carrying value or the fair value less cost to sell.

The company's lease Land has been separately shown under PPE as Right of Use (ROU) Assets. Capital Work-in-progress includes developmental expenses, equipments to be installed, construction and erection material etc. Such costs are added to related PPE and are classified to the appropriate categories when completed and ready for intended use.

b. Intangible assets

Patents, trademarks and software costs are included in the balance sheet as intangible assets when it is probable that associated future economic benefits would flow to the Company. In this case they are measured initially at purchase cost and then amortized on a straight-line basis over their estimated useful lives. All other costs on patents, trademarks and software are expensed in the statement of profit and loss as and when incurred.

Expenditure on research activities is recognized as an expense in the period in which it is incurred. Costs incurred on individual development projects are recognized as intangible assets from the date when all of the following conditions are met:

- a. Completion of the development is technically feasible.
- b. It is the intention to complete the intangible asset and use or sell it.
- c. Ability to use or sell the intangible asset.
- d. It is clear that the intangible asset will generate probable future economic benefits.
- e. Adequate technical, financial and other resources to complete the development and to use or sell the intangible asset are available.
- f. It is possible to reliably measure the expenditure attributable to the intangible asset during its development.

Recognition of costs as an asset is ceased when the project is complete and available for its intended use, or if these criteria are no longer applicable.

Where development activities do not meet the conditions for recognition as an asset, any associated expenditure is treated as an expense in the period in which it is incurred.

Subsequent to initial recognition, intangible assets with definite useful lives are reported at cost or deemed cost applied on transition to Ind AS, less accumulated amortization and accumulated impairment losses.

Cost of computer software packages including directly attributable cost, if any, acquired for internal use, is allocated / amortized over a period of 3 years (being estimated useful life thereof) on Straight line method.

c. LEASES

The Company's lease asset classes primarily consist of Lease hold land. The Company assesses whether a contract contains a lease, at inception of a contract. A contract is, or contains, a lease if the contract conveys the right to control the use of an identified asset for a period of time in exchange for consideration. To assess whether a contract conveys the right to control the use of an identified asset, the Company assesses whether: (i) the contract involves the use of an identified asset (ii) the Company has substantially all of the economic benefits from use of the asset through the period of the lease and (iii) the Company has the right to direct the use of the asset.

At the date of commencement of the lease, the Company recognizes a right-of-use asset ("ROU") and a corresponding lease liability for all lease arrangements, except for leases with a term of twelve months or less (short-term leases) and low value leases. For these short-term and low value leases, the Company recognizes the lease payments as an operating expense on a straight-line basis over the term of the lease.

Certain lease arrangements includes the options to extend or terminate the lease before the end of the lease term. ROU assets and lease liabilities include these options considered for arriving at ROU and lease liability when it is reasonably certain that they will be exercised.

The lease liability is initially measured at amortized cost at the present value of the future lease payments. The lease payments are discounted using the interest rate implicit in the lease or, if not readily determinable, using the incremental borrowing rates of these leases. Lease



liabilities are remeasured with a corresponding adjustment to the related right of use asset if the Company changes its assessment, whether it will exercise an extension or a termination option.

The right-of-use assets are initially recognized at cost, which comprises the initial amount of the lease liability adjusted for any lease payments made at or prior to the commencement date of the lease plus any initial direct costs less any lease incentives. They are subsequently measured at cost less accumulated depreciation and impairment losses. The company has taken land on long term lease. There are no commitment towards monthly / yearly lease payments accordingly lease liability and its corresponding disclosures does not arise.

Right-of-use assets are depreciated from the commencement date on a straight-line basis over the shorter of the lease term and useful life of the underlying asset. Right of use assets are evaluated for recoverability whenever events or changes in circumstances indicate that their carrying amounts may not be recoverable. For the purpose of impairment testing, the recoverable amount(i.e. the higher of the fair value less cost to sell and the value-in-use) is determined on an individual asset basis unless the asset does not generate cash flows that are largely independent of those from other assets. In such cases, the recoverable amount is determined for the Cash Generating Unit (CGU) to which the asset belongs.

d. Depreciation and amortization of property, plant and equipment and intangible assets

Depreciation or amortization is provided so as to write off, on a straight-line basis, the cost/deemed cost of property, plant and equipment and intangible assets, including those held under finance leases to their residual value. These charges are commenced from the dates the assets are available for their intended use and are spread over their estimated useful economic lives or, in the case of leased assets, over the lease period, if shorter. The estimated useful lives of assets, residual values and depreciation method are reviewed regularly and, when necessary, revised.

Depreciation on assets under construction commences only when the assets are ready for their intended use. The estimated useful lives for main categories of property, plant and equipment and intangible assets are:

Category	Useful life(Years)
Factory Building	30
Plant & Machinery	8 - 20
Electrical installation	10
Furniture and fixtures	10
Vehicles	8
Crane	20
Office equipment	5

Land and building held for use in the production or for administrative purposes are stated in the balance sheet at cost less accumulated depreciation and accumulated impairment losses. Freehold land is not depreciated.

Right-of-use assets (ROU) are depreciated from the commencement date on a straight-line basis over the shorter of the lease term and useful life of the underlying asset.

Capital work in progress includes machinery to be installed, construction and erection materials and unallocated pre-operative expenditure consisting of costs directly attributable to bringing the asset to the location and condition necessary for it to be capable of operating in the manner intended by management.

The cost of replacing part of an item of property, plant and equipment or subsequent expenditure on Property, Plant and Equipment arising on account of capital improvement or other factors are accounted for as separate components. The costs of the day-to-day servicing of property, plant and equipment are recognized in the income statement when incurred. Assets to be disposed of are reported at the lower of the carrying value or the fair value less cost to sell.

Assets values up to 5,000 are fully depreciated in the year of acquisition.

Depreciation methods, useful lives and residual values are reviewed, and adjusted as appropriate, at each reporting date.

e. Impairment

At each balance sheet date, the Company reviews the carrying value of its property, plant and equipment and intangible assets to determine whether there is any indication that the carrying value of those assets may not be recoverable through continuing use. If any such indication exists, the recoverable amount of the asset is reviewed in order to determine the extent of impairment loss, if any. Where the asset does not generate cash flows that are independent from other assets, the Company estimates the recoverable amount of the cash generating unit to which the asset belongs.

Recoverable amount is the higher of fair value less costs to sell and value in use. In assessing value in use, the estimated future cash flows are discounted to their present value using a pre-tax discount rate that reflects current market assessments of the time value of money and the risks specific to the asset for which the estimates of future cash flows have not been adjusted. An impairment loss is recognized in the statement of profit and loss as and when the carrying value of an asset exceeds its recoverable amount.

Where an impairment loss subsequently reverses, the carrying value of the asset (or cash generating unit) is increased to the revised estimate of its recoverable amount so that the increased carrying value does not exceed the carrying value that would have been determined had no impairment loss been recognized or the asset (or cash generating unit) in prior years. A reversal of an impairment loss is recognized in the statement of profit and loss immediately.



f. DERECOGNITION OF TANGIBLE AND INTANGIBLE ASSETS

An item of PPE/Intangible Assets is de-recognised upon disposal or when no future economic benefits are expected to arise from its use or disposal. Gain or loss arising on the disposal or retirement of an item of PPE is determined as the difference between the sale proceeds and the carrying amount of the asset and is recognized in the Statement of Profit and Loss.

g. IMPAIRMENT OF TANGIBLE AND INTANGIBLE ASSETS

Tangible, Intangible assets and ROU Assets are reviewed at each balance sheet date for impairment. In case events and circumstances indicate any impairment, recoverable amount of assets is determined. An impairment loss is recognized in the statement of profit and loss, whenever the carrying amount of assets either belonging to Cash Generating Unit (CGU) or otherwise exceeds recoverable amount. The recoverable amount is the higher of assets' fair value less cost to disposal and its value in use. In assessing value in use, the estimated future cash flows from the use of the assets are discounted to their present value at appropriate rate. Impairment losses recognized earlier may no longer exist or may have come down. Based on such assessment at each reporting period the impairment loss is reversed and recognized in the Statement of Profit and Loss. In such cases the carrying amount of the asset is increased to the lower of its recoverable amount and the carrying amount that have been determined, net of depreciation, had no impairment loss been recognized for the asset in prior years that reflects current market assessments of the time value of money and the risk specific to the asset.

h. FINANCIAL ASSETS AND LIABILITIES

Financial assets and financial liabilities (financial instruments) are recognized when Company becomes a party to the contractual provisions of the instruments.

Financial assets and financial liabilities are initially measured at fair value. Transaction costs that are directly attributable to the acquisition or issue of financial assets and financial liabilities (other than financial assets and financial liabilities at fair value through profit or loss) are added to or deducted from the fair value of the financial assets or financial liabilities, as appropriate, on initial recognition. Transaction costs directly attributable to the acquisition of financial assets or financial liabilities at fair value through profit or loss are recognized immediately in the Statement of Profit and Loss.

The financial assets and financial liabilities are classified as current if they are expected to be realized or settled within operating cycle of the company or otherwise these are classified as noncurrent.

The classification of financial instruments whether to be measured at Amortized Cost, at Fair Value Through Profit and Loss (FVTPL) or at Fair Value Through Other Comprehensive Income (FVTOCI) depends on the objective and contractual terms to which they relate. Classification of financial instruments is determined on initial recognition.

i. Cash and cash equivalents

All highly liquid financial instruments, which are readily convertible into determinable amounts of cash and which are subject to an insignificant risk of change in value and are having original maturities of three months or less from the date of purchase, are considered as cash equivalents. Cash and cash equivalents includes balances with banks which are unrestricted for withdrawal and usage.

ii. Financial Assets and Financial Liabilities measured at amortized cost

Financial Assets held within a business whose objective is to hold these assets in order to collect contractual cash flows and the contractual terms of the financial asset give rise on specified dates to cash flows that are solely payments of principal and interest on the principal amount outstanding are measured at amortized cost. The above Financial Assets and Financial Liabilities subsequent to initial recognition are measured at amortized cost using Effective Interest Rate (EIR) method. The effective interest rate is the rate that discounts estimated future cash payments or receipts (including all fees, transaction costs and other premiums or discounts) through the expected life of the Financial Asset or Financial Liability to the gross carrying amount of the financial asset or to the amortised cost of financial liability

iii. Financial Asset at Fair Value through Other Comprehensive Income (FVTOCI)

Financial assets are measured at fair value through other comprehensive income if these financial assets are held within a business whose objective is achieved by both collecting contractual cash flows and selling financial assets and the contractual terms of the financial asset give rise on specified dates to cash flows that are solely payments of principal and interest on the principal amount outstanding. Subsequent to initial recognition, they are measured at fair value and changes therein are recognized directly in other comprehensive income.

iv. For the purpose of para (ii) and (iii) above, principal is the fair value of the financial asset at initial recognition and interest consists of consideration for the time value of money and associated credit risk.

v. Financial Assets or Liabilities at Fair value through profit or loss

Financial Instruments which do not meet the criteria of amortized cost or fair value through other comprehensive income are classified as Fair Value through Profit or loss. These are recognized at fair value and changes therein are recognized in the statement of profit and loss.

vi. Derivatives and Hedge Accounting

The company enters into derivative financial instruments such as foreign exchange forward contracts to mitigate the risk of changes in foreign exchange rates in respect of financial instruments and forecasted cash flows denominated in certain foreign currencies. The Company uses hedging instruments which provide principles on the use of such financial derivatives consistent with the risk management strategy of the Company. The hedge instruments are designated and documented as hedges and effectiveness of hedge instruments is assessed and measured at inception and on an ongoing basis to reduce the risk associated with the exposure being hedged.



Any derivative that is either not designated as a hedge, or is so designated but is ineffective as per Ind AS 109 “Financial Instruments”, is categorized as a financial asset/liability, at fair value through profit or loss. Transaction costs attributable to the same are also recognized in statement of profit and loss.

Changes in the fair value of the derivative hedging instrument designated as a fair value hedge are recognized in the statement of profit and loss. Changes in the fair value of the derivative hedging instrument designated as a cash flow hedge are recognized in other comprehensive income and presented within equity as cash flow hedging reserve to the extent that the hedge is effective.

Hedging instrument which no longer meets the criteria for hedge accounting, expires or is sold, terminated or exercised, then hedge accounting is discontinued prospectively. Any gain or loss recognised in other comprehensive income and accumulated in equity remains therein till that time and thereafter to the extent hedge accounting being discontinued is recognised in Statement of Profit and Loss. When a forecasted transaction is no longer expected to occur, the cumulative gain or loss accumulated in equity is transferred to the statement of profit and loss

vii. Impairment of financial assets

A financial asset is assessed for impairment at each reporting date. A financial asset is considered to be impaired if objective evidence indicates that one or more events have had a negative effect on the estimated future cash flows of that asset. The company measures the loss allowance for financial assets at an amount equal to the lifetime expected credit losses if the credit risk on that financial instrument has increased significantly since initial recognition. If the credit risk on a financial instrument has not increased significantly since initial recognition, the company measures the loss allowance for that financial instrument at an amount equal to 12-month expected credit losses. In case of trade receivables or contract assets that result in relation to revenue from contracts with customers, the company measures the loss allowance at an amount equal to lifetime expected credit losses.

viii. De-recognition of financial instruments

The Company derecognizes a financial asset or a group of financial assets when the contractual rights to the cash flows from the asset expire, or when it transfers the financial asset and substantially all the risks and rewards of ownership of the asset to another party.

On derecognition of a financial asset, the difference between the assets’s carrying amount and the sum of the consideration received and receivable are recognized in statement of profit and loss.

On derecognition of assets measured at FVTOCI the cumulative gain or loss previously recognised in other comprehensive income is reclassified from equity to statement of profit and loss as a reclassification adjustment.

Financial liabilities are derecognized if the Company’s obligations specified in the contract expire or are discharged or cancelled. The difference between the carrying amount of the financial liability derecognized and the consideration paid and payable is recognized in statement of profit and loss.

i. Offsetting financial instruments

Financial assets and liabilities are offset and the net amount is reported in the balance sheet where there is a legally enforceable right to offset the recognised amounts and there is an intention to settle on a net basis or realise the asset and settle the liability simultaneously. The legally enforceable right must not be contingent on future events and must be enforceable in the normal course of business and in the event of default, insolvency or bankruptcy of the Company or the counterparty.

j. Cash and cash equivalents

All highly liquid financial instruments, which are readily convertible into determinable amounts of cash and which are subject to an insignificant risk of change in value and are having original maturities of three months or less from the date of purchase, are considered as cash equivalents. Cash and cash equivalents includes balances with banks which are unrestricted for withdrawal and usage.

k. INVENTORIES

- i. Inventories are valued at lower of the cost or net realizable value. Cost of inventories is ascertained on 'weighted average' basis. Materials and her supplies held for use in the production of inventories are not written down below cost if the finished products in which they will be incorporated are expected to be sold at or above cost.
- ii. Cost in respect of raw materials and stores and spares includes expenses incidental to procurement of the same. Cost of finished goods and those under progress represents raw material cost plus costs of conversion, comprising labour costs and an attributable proportion of manufacturing overheads based on normal levels of activity.
- iii. Cost in respect of work in progress represents cost incurred up to the stage of completion.
- iv. By-Products are valued at net realizable value
- v. Net realizable value is the estimated selling price in the ordinary course of business less the estimated costs of completion and the estimated costs necessary to make the sale.

I. FOREIGN CURRENCY TRANSACTIONS

Transactions in foreign currencies are translated into the functional currency at the exchange rates prevailing on the date of the transactions. Foreign currency monetary assets and liabilities at the year-end are translated at the year-end exchange rates. Non-monetary items which are carried in terms of historical cost denominated in a foreign currency are reported using the exchange rate at the date of transaction. The loss or gain thereon and also on the exchange differences on settlement of the foreign currency transactions during the year are recognized as income or expense in the profit and loss account except in respect of non-current liabilities existing as on April 1, 2015 (i.e. transition date) related to Property, Plant and Equipment, in which case these are adjusted to the cost of respective PPE. Foreign exchange gain/loss to the extent considered as an adjustment to Interest Cost are considered as part of borrowing cost.



m. EQUITY SHARE CAPITAL

An equity instrument is a contract that evidences residual interest in the assets of the company after deducting all of its liabilities. Par value of the equity shares is recorded as share capital and the amount received in excess of par value is classified as Securities Premium. Costs directly attributable to the issue of ordinary shares are recognized as a deduction from equity, net of any tax effects

n. PROVISIONS, CONTINGENT LIABILITIES AND CONTINGENT ASSETS

Provisions involving substantial degree of estimation in measurement are recognized when there is a legal or constructive obligation as a result of past events and it is probable that there will be an outflow of resources and a reliable estimate can be made of the amount of obligation. Provisions are not recognized for future operating losses. The amount recognized as a provision is the best estimate of the consideration required to settle the present obligation at the end of the reporting period, taking into account the risks and uncertainties surrounding the obligation.

Contingent liabilities is not recognized and are disclosed by way of notes to the financial statements when there is a possible obligation arising from past events, the existence of which will be confirmed only by the occurrence or non-occurrence of one or more uncertain future events not wholly within the control of the Company or when there is a present obligation is not recognised where it is either not probable that an outflow of resources will be required to settle the same or a reliable estimate of the amount payable in this respect cannot be made.

Contingent Assets are not recognised but disclosed in the financial statements by way of notes to accounts when an inflow of economic benefits is probable.

o. Employee Benefits

Employee benefits are accrued in the year in which services are rendered by the employees. Short term employee benefits are recognized as an expense in the statement of profit and loss for the year in which the related service is rendered. Contribution to defined contribution plans such as Provident Fund etc., is being made in accordance with statute and are recognised as and when incurred. Contribution to defined benefit plans consisting of contribution to gratuity are determined at close of the year at present value of the amount payable using actuarial valuation techniques. Actuarial gain and losses arising from experience adjustments and changes in actuarial assumptions are recognized in other comprehensive income. Other long term employee benefits consisting of Leave Encashment are determined at close of the year at present value of the amount payable using actuarial valuation techniques. The changes in the amount payable including actuarial gain/loss are recognised in the Statement of profit and loss.

p. Revenue Recognition

The Company manufactures and sells Iron and Steel Products.

Sale of products

Revenue from sale of products is recognized when control of the products has transferred, being when the products are delivered to the customer. Delivery occurs when the products

have been shipped or delivered to the specific location as the case may be, the risks of loss has been transferred, and either the customer has accepted the products in accordance with the sales contract, or the Company has objective evidence that all criteria for acceptance have been satisfied. Sale of products includes related ancillary services, if any.

Revenue is measured at the fair value of the consideration received or receivable net of returns, claims and discounts to customers. Goods and Service Tax (GST) and such other taxes collected on behalf of third party not being economic benefits flowing to the Company are excluded from revenue.

The Company provides warranties for defects, replacement etc. that existed at the time of sale based on historical trend and records.

Interest, Dividend and Claims

Dividend income is recognized when the right to receive payment is established. Interest has been accounted using effective interest rate method. Insurance claims/other claims are accounted as and when admitted /settled.

q. Borrowing costs

Borrowing costs directly attributable to the acquisition, construction or production of qualifying assets, which are assets that necessarily take a substantial period of time to get ready for their intended use or sale, are added to the cost of those assets, until such time as the assets are substantially ready for the intended use or sale.

Investment income earned on temporary investment of specific borrowings pending their expenditure on qualifying assets is recognized in the statement of profit and loss.

Discounts or premiums and expenses on the issue of debt securities are amortized over the term of the related securities and included within borrowing costs. Premiums payable on early redemptions of debt securities, in lieu of future finance costs, are recognized as borrowing costs.

All other borrowing costs are recognized as expenses in the period in which it is incurred.

r. TAXES ON INCOME

Income tax expense representing the sum of current tax expenses and the net charge of the deferred taxes is recognized in the income statement except to the extent that it relates to items recognized directly in equity or other comprehensive income.

Current income tax is provided on the taxable income and recognized at the amount expected to be paid to or recovered from the tax authorities, using the tax rates and tax laws that have been enacted or substantively enacted by the end of the reporting period.

Deferred tax is recognized on temporary differences between the carrying amounts of assets and liabilities in the Financial Statements and the corresponding tax bases used in the computation of taxable profit. Deferred tax liabilities are generally recognized for all taxable temporary differences. Deferred tax assets are recognized for all deductible temporary



differences with respect to carry forward of unused tax credits and any unused tax losses/depreciation to the extent that it is probable that taxable profits will be available against which these can be utilized.

Deferred tax liabilities and assets are measured at the tax rates that are expected to apply in the period in which the liability is settled or the asset realized, based on tax rates (and tax laws) that have been enacted or substantively enacted by the end of the reporting period. Deferred tax assets include Minimum Alternative Tax (MAT) measured in accordance with the tax laws in India, which is likely to give future economic benefits in the form of availability of set off against future income tax liability and such benefits can be measured reliably and it is probable that the future economic benefit associated with asset will be realized.

The carrying amount of deferred tax assets is reviewed at the end of each reporting period and reduced to the extent that it is no longer probable that sufficient taxable profits will be available to allow all or part of the deferred tax asset to be utilized.

s. Earnings per share

Basic earnings per share is computed by dividing profit or loss for the year attributable to equity holders by the weighted average number of shares outstanding during the year. Partly paid-up shares are included as fully paid equivalents according to the fraction paid up.

Diluted earnings per share are computed using the weighted average number of shares and dilutive potential shares except where the result would be anti-dilutive.

t. SEGMENT REPORTING

Operating segments are identified and reported taking into account the different risk and return, organisation structure and the internal reporting provided to the chief-operating decision maker. The chief operating decision maker, who is responsible for allocating resources and assessing performance of the operating segments, has been identified as the Segment manager who allocates resources and assess the operating activities, financial results, forecasts, or plans for the segment.

5. CRITICAL ACCOUNTING ESTIMATES, JUDGMENTS AND ASSUMPTIONS

The preparation of the financial statements in conformity with measurement principle of Ind AS requires management to make estimates, judgments and assumptions. These estimates, judgments and assumptions affect the application of accounting policies and the reported amounts of assets and liabilities, the disclosures of contingent assets and liabilities at the date of the financial statements and reported amounts of revenues and expenses during the period. Accounting estimates could change from period to period. Actual results could differ from those estimates. Appropriate changes in estimates are made as management becomes aware of changes in circumstances surrounding the estimates. Differences between the actual results and estimates are recognized in the year in which the results are known / materialized and, if material, their effects are disclosed in the notes to the financial statements.

Application of accounting policies that require significant areas of estimation, uncertainty and critical judgments and the use of assumptions in the financial statements have been disclosed below. The key assumptions concerning the future and other key sources of estimation/assumptions at the balance sheet date, that have a significant risk of causing a material adjustment to the carrying amount of assets and liabilities and related revenue impact within the next financial year are discussed below:

a) Estimation of uncertainties relating to the global health pandemic from COVID-19

The Company has considered the possible effects that may result from the pandemic relating to COVID-19 in the preparation of the standalone financial statements including the recoverability of carrying amounts of financial and non-financial assets.

The extent to which the COVID19 pandemic will impact the Company will depend on the future developments, which are highly uncertain. However, the Company has considered the possible effects that may result from the pandemic relating to COVID-19 on the carrying amounts of receivables and other financial assets. In developing the assumptions relating to the possible future uncertainties in the global economic conditions because of this pandemic, the Company, as at the date of approval of these financial statements has used internal and external sources of information. The Company has performed sensitivity analysis on the assumptions used for business projections and based on current estimates expects the carrying amount of these assets will be recovered and no material impact on the financial results inter-alia including the carrying value of various current and non-current assets are expected to arise for the year ended March 31, 2021. The impact of COVID-19 on the Company's financial statements may differ from that estimated as at the date of approval of these financial statements. The Company will continue to closely monitor and any variation due to the changes in situations will be taken into consideration, if necessary, as and when it crystallizes. However, the Government as well as RBI have announced various regulatory measures to help the industry.

b) Depreciation/amortization and impairment loss against property, plant and equipment / intangible assets.

Property, plant and equipment, ROU Assets and Intangible Assets are depreciated/ amortized on straight-line basis over the estimated useful lives (or lease term if shorter) taking into account the estimated residual value, wherever applicable. The company reviews its carrying value of its Tangible and Intangible Assets whenever there is objective evidence that the assets are impaired. The required level of impairment losses to be made is estimated by reference to the estimated value in use or recoverable amount. In such situation Assets' recoverable amount is estimated which is higher of asset's or cash generating units (CGU) fair value less cost of disposal and its value in use. In assessing value in use the estimated future cash flows are discounted using pre-tax discount rate which reflect the current assessment of time value of money. In determining fair value less cost of disposal, recent market realisations are considered or otherwise in absence of such transactions appropriate valuations are adopted. The Company reviews the estimated useful lives and residual life of the assets regularly in order to determine the amount of depreciation / amortization and also amount of



impairment expense to be recorded and/or to be reversed during any reporting period. Subsequent reassessment or review may result in change of estimates in future periods.

c) Arrangement contain leases and classification of leases

Ind AS 116 requires lessees to determine the lease term as the non-cancellable period of a lease adjusted with any option to extend or terminate the lease, if the use of such option is reasonably certain. The Company makes an assessment on the expected lease term on a lease-by-lease basis and thereby assesses whether it is reasonably certain that any option to extend or terminate the contract will be exercised. In evaluating the lease term, the Company considers factors such as any significant leasehold improvements undertaken over the lease term, costs relating to the termination of the lease and the importance of the underlying asset to the company's operations taking into account among other things, the location of the underlying asset and the availability of suitable alternatives. The lease terms and impact thereof are reassessed in each year to ensure that the lease term reflects the current economic circumstances.

d) Impairment loss on trade receivables

The Company evaluates whether there is any objective evidence that trade receivables are impaired and determines the amount of impairment loss as a result of the inability of the debtors to make required payments. The Company bases the estimates on the ageing of the trade receivables balance, credit-worthiness of the trade receivables and historical write-off experience.

e) Defined Benefit Obligations (DBO)

Critical estimate of the DBO involves a number of critical underlying assumptions such as standard rates of inflation, mortality, discount rate, anticipation of future salary increases etc. as estimated by Independent Actuary appointed for this purpose. Variation in these assumptions may significantly impact the DBO amount and the annual defined benefit expenses.

f) Provisions and Contingencies

Provisions and liabilities are recognized in the period when it becomes probable that there will be a future outflow of funds resulting from past operations or events and the amount of cash outflow can be reliably estimated. The timing of recognition and quantification of the liability requires the application of judgement to existing facts and circumstances, which can be subject to change.

Management uses in-house and external legal professional to make judgment for estimating the possible outflow of resources, if any, in respect of contingencies/claim/litigations/ against the Company as it is not possible to predict the outcome of pending matters with accuracy.

The carrying amounts of provisions and liabilities and estimation for contingencies are reviewed regularly and revised to taking into account changing facts and circumstances.

Note 6
Property, Plant and Equipment

Details	Land	ROU Land-Lease hold	Non Factory Building	Factory Buildings	Plant & Machinery	Electrical Installations	Office Equipment	Furniture and Fixtures	Vehicles	Crane	Capital WIP	TOTAL
Year ended 31 March 2021												
Opening Gross Carrying Amount	6,283,138	1,500,897	301,200	22,128,181	84,333,009	1,870,049	224,150	806,268	7,167,647	18,422,770	35,593,813	143,037,309
Additions	-	-	-	-	-	-	-	-	120,289	-	3,604,729	120,289
Deletions	-	-	-	-	-	-	-	-	-	-	4,144,799	-
Closing Gross Carrying Amount as at 31st Mar 2021	6,283,138	1,500,897	301,200	22,128,181	84,333,009	1,870,049	224,150	806,268	7,287,936	18,422,770	35,053,743	143,157,598
Accumulated Depreciation and Impairment												
Opening accumulated depreciation	-	82,240	286,140	3,839,894	24,621,970	1,018,714	-	595,224	4,020,712	6,164,245	-	40,823,139
Depreciation charged during the year	-	20,560	-	1,027,430	4,911,016	6,522	-	11,028	755,683	1,541,061	-	8,273,301
Deduction/Adjustmen												
Closing Accumulated Depreciation and Impairment as at 31st Mar 2021	-	102,800	286,140	4,867,324	29,532,986	1,025,236	-	606,252	4,776,395	7,705,306	-	48,902,439
Net Carrying Amounts as at 31st Mar 2021	6,283,138	1,398,097	15,060	17,260,857	54,800,023	844,813	224,150	200,016	2,511,541	10,717,464	35,053,743	94,255,159



Details	Land	ROU Land-Lease hold	Non Factory Building	Factory Buildings	Plant & Machinery	Electrical Installations	Office Equipment	Furniture and Fixtures	Vehicles	Crane	Capital WIP	TOTAL
Year ended 31 March 2020												
Gross carrying amount												
Opening Gross Carrying Amount	6,283,138	1,500,897	301,200	22,128,181	84,333,009	1,870,049	224,150	806,268	7,167,647	18,422,770	35,593,813	143,037,309
Additions	-	-	-	-	-	-	-	-	-	-	-	-
Deletions	-	-	-	-	-	-	-	-	-	-	-	-
Closing Gross Carrying Amount as at 31 march 2020	6,283,138	1,500,897	301,200	22,128,181	84,333,009	1,870,049	224,150	806,268	7,167,647	18,422,770	35,593,813	143,037,309
Accumulated Depreciation and Impairment												
Opening accumulated depreciation	-	61,680	286,140	2,796,150	19,710,955	1,002,201	-	580,979	3,229,992	4,623,183	-	32,291,281
Depreciation charged during the year	-	20,560	-	1,043,744	4,911,015	16,513	-	14,244	790,720	1,541,061	-	8,337,858
Closing Accumulated Depreciation and Impairment as at 31 March 2020	-	82,240	286,140	3,839,894	24,621,970	1,018,714	-	595,224	4,020,712	6,164,245	-	40,629,139
Net Carrying Amounts as at 31 March 2020	6,283,138	1,418,657	15,060	18,288,287	59,711,039	851,335	224,150	211,044	3,146,935	12,258,525	35,593,813	102,408,173

Refer Note no. 19 to financial statements in respect of charge created against borrowings
 ROU Land-Leasehold taken on lease and recognized as "Right of Use" in accordance with IND AS-116 on implementation with effect from April 1, 2019.

7 . Non - Current Investments, Fully Paid up except otherwise stated

PARTICULARS	AS AT 31.03.2021 (Amount in Rs.)	AS AT 31.03.2020 (Amount in Rs.)
Investments designated at Fair Value through Profit & Loss Quoted		
78750 Tulsyan Power Limited, Equity shares of Rs.10/- each	20,142	20,142
781399 Gita Renewable Energy Limited (previous year:10,69,399)	19,019,272	4,414,904
	19,039,414	4,435,046
Unquoted		
323375 OPG Business Centre Pvt Ltd Class A Shares of Rs.10/- each (Previous Year: 323375 Shares of Rs.10 each)	34,623,087	3,504,428
38700 Yukti Wind Power Private Limited,Class A Shares of Rs.10.16 each	6,293,964	5,068,219
1398820 OPG Energy Private Limited,Class C Shares Equity shares of Rs.10/- each (Previous Year:1398820 Shares of Rs.10 each)	172,516,471	16,070,054
1200000 Nagai Power Private Limited 1200000 equity shares of Rs.10 each	1,200,000	1,200,000
	214,633,522	25,842,701
	233,672,936	30,277,747
Total Non-Current Investments		
Aggregate amount of Quoted Investments	19,039,414	4,435,046
Aggregate market value of Quoted Investments	19,039,414	4,435,046
Aggregate amount of Unquoted Investments	214,633,522	25,842,701
Aggregate amount of Impairment in value of Investments	NIL	NIL
Particulars of Investments as required in terms of Section 186(4) of the Companies Act, 2013 has been disclosed herein above.		



PARTICULARS	AS AT 31.03.2021 (Amount in Rs.)	AS AT 31.03.2020 (Amount in Rs.)
8. OTHER FINANCIAL ASSETS (Unsecured, Considered good)		
a. Security Deposits	34,292,788	35,929,709
Less: Provision for doubtful deposits	(7,550,000)	-
Total	26,742,788	35,929,709
9. INVENTORIES (Valued at lower of Cost and Net Realisable Value) (as valued and certified by the management)		
a) Raw Materials	89,165,900	90,192,017
b) Work in progress	-	22,003,022
c) Finished Goods	272,680,386	352,077,278
d) Stores and Spares	8,976,672	13,114,767
	370,822,959	477,387,084
Refer Note no. 19 to financial statements in respect of charge created against borrowings		
10 TRADE RECEIVABLES Unsecured, Considered Good	198,990,943	279,996,150
Less: Provision for expected credit loss	(20,237,128)	-
Total	178,753,815	279,996,150
Ageing of Trade Receivables		
1 - 180 Days past due	176,735,790	256,754,562
More than 180 days past due	22,255,154	23,241,859
Less: Provision for expected credit loss	(20,237,128)	-
Total	178,753,815	279,996,150

Notes :

- i) Refer Note 19.1 for hypothecation of above receivables and there are no amount due from related parties
- ii) Before accepting any new customer the company uses an external credit scoring system to assess the potential customer's credit quality and defines credit limits by customer. Limits and scoring attributed to customers are reviewed once a year. The company does not hold any collateral or other credit enhancements over these balances nor does it have a legal right to offset against any amounts owed by the company to the counterparty. Trade receivables have been given as collateral towards borrowings details relating to which has been described in Note 19. Trade Receivables from related parties has been described in Note 19. Trade receivables does not include any receivables from directors and officers of the company.
- iii) The fair value of Trade receivables is not materially different from the carrying value presented.
- iv) The average Credit period on sales of goods in 30 days. In case of delay interest wherever applicable is charged.

PARTICULARS	AS AT 31.03.2021 (Amount in Rs.)	AS AT 31.03.2020 (Amount in Rs.)
11. CASH & CASH EQUIVALENTS		
a) Cash in Hand	1,607,543	1,103,770
b) Balances with Bank In Current Accounts	166,779	341,682
Total	1,774,322	1,445,452
12. Bank Balances (Other than Cash and Cash Equivalents)		
a) Deposits with Bank (having original maturity more than 3 months & less than 1 year)	18,615,408	33,091,047
Total	18,615,408	33,091,047
13. Loans and Advances (Unsecured, Considered Good)		
a) Advance - Others	1,871,921	643,500
b) Advance - Related Party	133,721,750	129,502,125
Less: Provision for doubtful advance	(134,458,750)	-
Total	1,134,921	130,145,625
Disclosures of Loans and Advance as per Regulation 34(3) of the Securities and Exchange Board of India(Listing Obligation and Disclosure Requirements) are as follows:		
Loans and Advances in the nature of loans to companies in which directors are interested.		
Om Power Shakthi Private Limited	120,900,000	100,200,000
All the above advances are given for general corporate purposes		
Disclosure of Inter Corporate Loans (other than above) as per Sec186(4) of the Companies Act 2013 are as follows:		
NIL	NIL	NIL
14. OTHER CURRENT ASSETS		
a) Supplier advance	42,773,626	27,513,636
b) Balances with government authorities	29,257,331	22,475,700
Total	72,030,957	49,989,335



PARTICULARS	AS AT 31.03.2021 (Amount in Rs.)	AS AT 31.03.2020 (Amount in Rs.)
15. SHARE CAPITAL		
I. Authorised Share Capital		
2,98,00,000 Equity Shares of Rs.10 each (Previous Year 2,98,00,000)	298,000,000	298,000,000
20,000 15% Cumulative Redeemable Preference Shares of Rs.100 each (Previous Year 20,000)	2,000,000	2,000,000
	300,000,000	300,000,000
II. Issued, subscribed and fully paid capital:		
2,84,36,074 Equity shares of Rs.10 each fully paid-up. (Previous Year 2,84,36,074)		
Opening Balance	284,360,740	284,360,740
Issued during the year	-	-
Cancelled during the year	-	-
Closing Balance	284,360,740	284,360,740
III. Issued, subscribed but not fully paid capital:	-	-
Less: Calls Unpaid		
By Directors	-	-
By Others	-	-
Add: Forefeited Shares	295,830	295,830
Total	284,656,570	284,656,570

a) Movement of Shares

There is no movement of shares outstanding at the beginning and at the end of the reporting period.

b) Terms / rights attached to equity shares:

The company has only one class of equity shares having a par value of Rs.10/- per share. Each holder of equity share is entitled to one vote per share. In the event of liquidation of the company, the holders of equity shares will be entitled to receive the assets of the company, in proportion to the number of equity shares held by the shareholders.

c) Details of shareholders holding more than 5% shares in the company

Particulars	As at 31.03.2021 No of Shares	As at 31.03.2020 No of Shares
Chennai Material Recycling & Trading Co Pvt Ltd	2,489,584	2,489,584
Rajesh Kumar Gupta	3,157,641	2,370,174
Shailja Gupta	2,304,302	2,229,428
Tamilnadu Property Developers LTD	2,400,000	2,400,000
Tamilnadu Enterprises & Investments Pvt Ltd	2,015,497	2,015,497
Radiant solutions private ltd	2,000,000	2,000,000
Ameena Bagum	2,000,000	2,000,000



PARTICULARS	AS AT 31.03.2021 (Amount in Rs.)	AS AT 31.03.2020 (Amount in Rs.)
16. OTHER EQUITY		
I. Capital Reserve		
Opening Balance	8,732,431	8,732,431
Additions during the year	-	-
Utilisation during the year	-	-
Closing Balance	8,732,431	8,732,431
II. Capital Redemption Reserve		
Opening & Closing Balance	300,000	300,000
III. Securities Premium Reserve		
Opening & Closing Balance	98,711,732	98,711,726
Additions during the year	-	-
Utilisation during the year	-	-
Closing Balance	98,711,732	98,711,726
IV. Revaluation Reserve		
Opening Balance	49,339,437	54,044,545
Additions during the year	-	-
Utilisation during the year	(4,705,108)	(4,705,108)
Closing Balance	44,634,329	49,339,437
V. General Reserve		
Opening Balance	(442,725,002)	(442,725,002)
Additions during the year	-	-
Utilisation during the year	-	-
Closing Balance	(442,725,002)	(442,725,002)
VI. Retained Earnings		
Opening Balance	537,827,804	512,854,525
Profit for the year	56,805,131	20,268,175
Transfer from Revaluation Reserve	4,705,108	4,705,108
Earlier Year Tax Adjustments	-	-
Closing Balance	599,338,043	537,827,804
VI. Other Comprehensive Income		
Opening Balance	(2,964,832)	(3,156,513)
Additions during the year	49,238	191,681
Utilisation during the year	-	-
Closing Balance	(2,915,594)	(2,964,832)
Total	306,075,938	249,221,564

Refer Statement of Changes in Equity for movement in balance of reserves

Nature of reserves

a) Securities Premium Reserve

Securities Premium Reserve represents the amount received in excess of par value of securities and is available for utilisation as specified under Section 52 of Companies Act, 2013

b) General Reserve

The general reserve represents appropriation of profits at the discretion of the Company. It is transferous from one component of equity to another. It is not an item of Other Comprehensive Income. It will not be reclassified to Profit and Loss.

c) Retained Earnings

Retained Earnings generally represent the undistributed profits /amount of accumulated earnings of the Company. Other Comprehensive Income of Rs.29,15,594 as at 31st March 2021 (Rs. 29,64,832/- as on 31st March 2020) relating to re-measurement of defined benefit plans which cannot be reclassified to Statement of Profit and Loss.

d) Capital Redemption Reserve

Reserve is primarily created as per statutory requirement.

e) Revaluation Reserve

Revaluation Reserve was created under the erstwhile Indian GAAP to recognise the gain due to increase in value of certain assets as on 31st March 2008 and utilised in accordance with provisions of the Companies Act 2013.

f) Capital Reserve

Capital reserve was created erstwhile under Indian GAAP on forfeiture of shares by the company



PARTICULARS	AS AT 31.03.2021 (Amount in Rs.)	AS AT 31.03.2020 (Amount in Rs.)
17. Deferred Tax Liabilities (net)		
Deferred Tax Liability		
Fixed Asset - Impact of Difference between tax depreciation and depreciation charged in the financial statement (Refer Note No:31.b)	15,499,747	16,373,793
Gross Deferred Tax Liability - Total	15,499,747	16,373,793
18. Provisions		
For Employee Benefits	4,225,996	3,608,475
Total	4,225,996	3,608,475
19. BORROWING		
Working Capital Facilities from Banks	-	170,406,627
Cash Credit:		
Corporation Bank	-	5,223,285
State Bank of India	-	165,183,342
HDFC	170,372,164	-
Total	170,372,164	170,406,627
19.1 Nature of Security and rate of interest: (All the above loans are secured by equitable mortgage of land and building including Plant and Machinery and also by hypothecation of Raw Materials, Stock-in-Process and Finished Goods, Corporate guarantee by M/s.Tamilnadu property developers Ltd Also personal guarantee by CMD of the company)		
20. TRADE PAYABLES		
Due to Micro, Small and Medium enterprises	-	-
Due to Others Refer Note No.41 for amount due to Related Parties	181,333,431	298,395,889
Total	181,333,431	298,395,889
21. OTHER FINANCIAL LIABILITIES		
a. Outstanding Liabilities	15,493,773	6,604,280
b. Statutory Liabilities	27,376,227	1,411,140
Total	42,870,000	8,015,420
22. OTHER CURRENT LIABILITIES		
a. Advances from Customers	11,760,657	136,904,064
Total	11,760,657	136,904,064

PARTICULARS	AS AT 31.03.2021 (Amount in Rs.)	AS AT 31.03.2020 (Amount in Rs.)
23. PROVISIONS		
a. Provision for Income Tax	15,005,421	7,698,026
b. Provision for others	521,477	478,730
c. Provision for Employee Benefits	535,607	504,979
Total	16,062,505	8,681,735
24. REVENUE FROM OPERATIONS		
Revenue from Sale of Manufactured products	2,349,623,187	2,533,781,064
Revenue from Sale of Traded Products	103,347,944	38,524,529
Total	2,452,971,131	2,572,305,593

The following table provides information about receivables, contract assets and contract liabilities from contract with customers

PARTICULARS	31.03.2021	31.03.2020
(a) Trade Receivables	178,753,815.23	279,996,150.41
(b) Contract Liabilities(Advance from Customers)	11,760,656.75	136,904,063.54

Particulars	31.03.2019
(a) Trade Receivables	306,278,556.00
(b) Contract Liabilities(Advance from Customers)	95,563,452.00

Contract Liability - Advance from Customers

Set out below is the amount of revenue recognised from :	31.03.2021	31.03.2020
Opening Balance	136,904,063.54	95,563,452.00
Less: Revenue recognised from opening balance	136,904,063.54	95,563,452.00
Add: Advance received but not recognised as revenue	11,760,656.75	136,904,063.54
Closing Balance	11,760,656.75	136,904,063.54

Details of Revenue from Contract with customers:

Particulars	31.03.2021	31.03.2020
Total revenue from contract with customers as above	2,452,971,130.62	2,572,305,592.59
Add: Rebate	-	-
Add: loss allowance written off during the year	-	-
Total revenue from contract with customers	2,452,971,130.62	2,572,305,592.59



PARTICULARS	AS AT 31.03.2021 (Amount in Rs.)	AS AT 31.03.2020 (Amount in Rs.)
25. OTHER INCOME		
Rental Income	823,464	890,604
Insurance claim received	143,615	181,489
Net Gain on Foreign Currency Fluctuation	9,068,872	16,370,208
Profit on sale of Shares/Fixed assets	-	20,100
Interest Income	2,162,614	3,086,421
Rebate and Discount	1,849,395	-
Other Income	-	838,937
Net Gain on Fair Value of Investments through Profit & Loss	203,395,189	7,398,724
Total	217,443,148	28,786,483
26. Cost of Materials Consumed		
Opening Stock	90,192,017	352,630,216
Add: Purchases	1,766,616,757	2,121,925,416
Less: Closing Stock	89,165,900	90,192,017
Total	1,767,642,874	2,384,363,615
(i) Details of Raw materials consumed		
Scrap	872,730,630	500,646,775
Billets/Ingots	891,636,492	1,790,562,628
Sponge Iron	3,275,752	51,573,461
Total	1,767,642,874	2,384,363,615
(ii) Details of Raw Material Inventory		
Scrap	8,810,526	33,035,552
Billets/Ingots	77,552,432	51,077,771
Sponge Iron	2,802,942	6,078,694
Total	89,165,900	90,192,017
27. Changes in Inventories of Finished Goods & work in progress		
Closing Stock		
Finished Goods	272,680,386	352,077,278
Work-in-progress	-	22,003,022
Opening Stock		
Finished Goods	352,077,278	127,141,727
Work in progress	22,003,022	-
Total	101,399,914	(246,938,573)

PARTICULARS	AS AT 31.03.2021 (Amount in Rs.)	AS AT 31.03.2020 (Amount in Rs.)
28. EMPLOYEE BENEFITS EXPENSES		
Salaries, Wages and Bonus	34,391,359	24,610,530
Contribution to Provident & other funds	2,542,705	2,506,087
Staff and labour Welfare Expenses	2,600,883	2,564,939
Total	39,534,947	29,681,556
29. FINANCE COSTS		
Interest paid to Banks	12,738,795	15,272,950
Interest - Others	1,563,549	-
Total	14,302,344	15,272,950
30. OTHER EXPENSES		
a. Material & Manufacturing expenses		
Stores and Spares consumed	123,427,343	80,890,127
Power and Fuel	174,349,147	131,576,672
Freight Charges	28,752,035	23,372,441
Customs Duty	393,023	9,306,566
Excise Duty	-	661,058
Clearing and Forwarding Charges	7,173,298	12,984,638
Material Handling / Other payments	50,894,195	51,865,624
b. Repairs & Maintenance		
Machinery Maintenance	10,183,024	7,881,629
Repairs to Building	97,085	2,840,296
Electrical Maintenance	1,950,869	3,736,640
Vehicle Maintenance	181,049	547,417



PARTICULARS	AS AT 31.03.2021 (Amount in Rs.)	AS AT 31.03.2020 (Amount in Rs.)
c. Administrative Expenses		
Advertisement	39,533	40,428
Bank Charges	3,907,894	9,592,245
Directors' Remuneration	2,700,000	2,925,000
Donation	60,000	120,000
Insurance	939,306	996,457
Listing Fees	477,000	450,000
Rebate & Discount	-	123,453
Loss on Assets	-	-
Sales Tax Expenses	-	-
Membership and subscription	128,048	118,205
Office Maintenance	35,494	-
Payment to Auditors		
- As Audit Fees	118,000	118,000
- As Certification Fees	102,000	-
- As Tax Audit Fees	59,000	59,000
Postage	26,358	52,909
Printing and Stationery	332,917	372,219
Professional & Consultancy	1,179,350	1,412,915
Rates & Taxes	7,071,517	2,724,501
Rent & Amenities	120,000	171,000
Directors Sitting Fees	81,000	59,000
Service Tax / GST Paid	29,208	165,168
Share Transfer Charges	65,000	76,281
Telephone Charges	381,282	403,266
Travelling Expenses-Directors	-	327,548
Travelling & Conveyance	77,682	1,056,868
Provision for expected credit loss	20,237,128	-
Provision for doubtful advances \ deposits	142,008,750	-
d. Selling and Distribution Expenses		
Carriage Outwards	9,326,224	7,507,248
Sales Promotion Expenditure	163,969	24,438
Commission Paid	1,121,471	1,137,377
Total	588,189,198	355,696,634

31. Tax expenses:

Particulars	31 March 2021	31 March 2020
Current tax	73,14,194	76,91,227
Deferred tax	(8,74,046)	(1,27,12,229)
Earlier Year Tax Adjustments	-	15,58,289
Tax expense recognized during the year	(64,40,148)	(34,62,713)

a) Reconciliation of Income tax expense for the year with accounting profit is as follows:

Taxable Income differs from 'profit before tax' as reported in the statement of profit and loss because of items of income or expense that are taxable or deductible in other years and items that are never taxable or deductible. Details in this respect are as follows:

Particulars	31 March 2021	31 March 2020
Accounting profit before taxes	6,32,45,279	1,68,05,462
Enacted tax rates	27.82%	27.82%
Tax at enacted tax rates	1,75,94,837	42,75,820
MAT rate impact	-	-
Others	(1,02,80,643)	30,15,947
Income-taxes related to prior years	-	15,58,289
Current tax	73,14,194	76,91,227
MAT credit entitlement	-	-
Income tax recognized in Statement of Profit and Loss	73,14,194	92,49,516

The tax rate used for reconciliations above is 27.82% as applicable for corporate entities on taxable profits under the Indian tax laws.

b) Deferred income tax as at 31st March 2021 and 2020 relates to the following:

Particulars	As at 01 April 2020	Recognised in P&L	As at 31 March 2021
i. Deferred income tax assets:			
Property, plant and equipment	-	-	-
MAT credit entitlement	-	-	-
Deferred income tax assets	-	-	-
ii. Deferred income tax liabilities	1,63,73,793	(8,74,046)	1,54,99,747
iii. Deferred income tax asset / (liabilities), net	(1,63,73,793)	8,74,046	(1,54,99,747)



c) Deferred Taxes:Based on the petition filed by the company on 21-04-2008, the Hon'ble High Court of Madras has allowed the company on 19-08-2008 to utilize the Securities Premium account towards the Deferred Tax Liability computed as per (AS-22/ Ind AS 22) Accordingly an amount Nil (Previous Year Nil) adjusted against Securities Premium account as per Directives of Hon'ble High Court Madras.

d) INCOME TAX RECOGNISED IN OTHER COMPREHENSIVE INCOME

Particulars	For the Year Ended	
	March 31, 2021	March 31, 2020
<u>Arising on income and expenses recognized in other comprehensive income:</u> Measurement of defined benefit obligation Bifurcation of the income tax recognized in other comprehensive income into:-	-	-
Items that will not be reclassified to profit or loss Items that may be reclassified to profit or loss	-	-

32. Employee Benefits:

I. Defined contribution plans

The Company participates in a number of defined contribution plans on behalf of relevant personnel. Any expense recognized in relation to these schemes represents the value of contributions payable during the period by the Company at rates specified by the rules of those plans. The only amounts included in the balance sheet are those relating to the prior months contributions that were not due to be paid until after the end of the reporting period. The major defined contribution plans operated by the Company are as below:

(a) Provident and pension

The Company provides provident fund benefits for eligible employees as per applicable regulations wherein both employees and the Company make monthly contributions at a specified percentage of the eligible employee's salary. Contributions under such schemes are made either to a provident fund set up as an irrevocable trust by the Company to manage the investments and distribute the amounts entitled to employees or to state managed funds.

Benefits provided under plans wherein contributions are made to state managed funds and the Company does not have a future obligation to make good shortfall if any, is treated as a defined contribution plan

(b) Gratuity

Contributions under the scheme for defined benefit plan under the Payment of Gratuity Act, 1972, is determined on the basis of actuarial valuation recognized as year's expenditure. Actuarial gain and losses arising from experience adjustments and changes in actuarial

assumptions are recognized in other comprehensive income. Other costs recognized in the Statement of Profit or Loss.

II. Defined benefit obligation(DBO):

Critical estimate of the DBO involves a number of critical underlying assumptions such as standard rates of inflation, mortality, discount rate, anticipation of future salary increases etc. as estimated by Independent Actuary appointed for this purpose/ Management. Variation in these assumptions may significantly impact the DBO amount and the annual defined benefit expenses.

III. Defined Contribution Plan:

Contribution to Defined Contribution Plans (Provident Fund) recognized as expense for the year 2020-21.

Disclosures required under Ind AS 19 “Employee Benefits”, the disclosures as defined are given below:

Particulars	Gratuity (Unfunded)	
	31.03.2021	31.03.2020
I) Amounts recognized in the Balance Sheet		
Present Value of Funded Obligations		
Fair Value of Plan Assets		
Present Value of Unfunded obligations	47,61,603	41,13,452
Unrecognized Past Service Cost	-	-
- Net Liability	47,61,603	41,13,452
Amounts in the Balance Sheet		
- Liabilities	47,61,60	341,13,452
- Assets	-	-
- Net Liability	47,61,603	41,13,452
II) Expenses recognized during the year in Income statement		
Current Service Cost	4,35,774	1,76,974
Interest on Obligations	2,61,615	2,97,525
Expected Return on Plan Assets	-	-
Past Service Cost	-	-
Losses /(Gains) on curtailments & Settlement	-	-
Expenses recognized in P & L	6,97,389	4,74,499



Particulars	Gratuity (Unfunded)	
	31.03.2021	31.03.2020
Expenses recognized during the year in the statement of other comprehensive income:		
Actuarial (Gains) / Losses arising from		
Plan Experience	(27,391)	(4,38,267)
Financial Changes	(21,847)	2,46,586
Demographic Changes		0
Total	(49,238)	(1,91,681)
III) Change in benefit obligations:		
Balance as at the beginning of the year	41,13,452	41,88,903
Service Cost	435,774	1,76,974
Interest Cost	261,615	2,97,525
Benefits Paid	-	(3,58,269)
Actuarial (Gain)/Loss	(49,238)	(1,91,681)
Balance as at the closing of the year	4,761,603	41,13,452
IV) Fair Value of Assets:		
Balance as at the beginning of the year	-	-
Expected Return of Plan Assets	-	-
Actuarial (Gain)/Loss	-	-
Contributions	-	-
Benefits Paid	-	-
Balance as at the closing of the year	-	-
V) Category of Plan Assets		
Government of India Securities	-	-
High quality corporate bonds	-	-
Equity shares of listed companies	-	-
Property	-	-
Funds managed by Insurer	-	-
Bank Balance	-	-
VI) Principal Actuarial Valuation		
Discount Rate	6.44%	6.36%
Expected Rate of Return on Plan Assets	-	-
Annual Increase in Salary Costs	5.50%	5.50%

Particulars	Gratuity (Unfunded)	
	31.03.2021	31.03.2020
Attrition Rate	5%(-1%)	5%(-1%)
Mortality Rate	IALM(2012-14)Ult	IALM(2012-14)Ult
VII) Table Showing Surplus / (Deficit)	31-03-2021	31-03-2020
Defined benefit obligation	47,61,603	41,13,452
Plan assets -	-	-
Surplus/(deficit)	(47,61,603)	(41,13,452)
Attrition Rate	5%(-1%)	5%(-1%)
Mortality Rate	IALM(2012-14)Ult	IALM(2012-14)Ult
VII) Table Showing Surplus / (Deficit)	31-03-2021	31-03-2020
Defined benefit obligation	47,61,603	41,13,452
Plan assets -	-	-
Surplus/(deficit)	(47,61,603)	(41,13,452)

VIII) Sensitivity Analysis for the year 2020-21:

VIII Sensitivity Analysis Mar 2021	Decrease	Increase
Discount rate (-1% / +1%)	+6.7%	-6.0%
Salary inflation (-1% / +1%)	-5.7%	+6.3%
Attrition rate / withdrawal rate (-50% /+50%)	-0.29%	+0.27%
Mortality rate (-10% / +10%)	-0.017%	+0.017%

IX) Maturity Analysis in Benefit Payments:

Maturity analysis in benefit payments in	Expected Cash Flows
Up-to 1 year	12,15,000
1 to 5 years	25,11,000
5 yrs. to 10 years	22,82,000
10 yrs. to 15 yrs.	70,93,000
15 yrs. to 20 yrs.	13,88,000



33. Contingencies Liabilities not provided for:

Particulars	2020 - 21	2019 - 20
a) Guarantees given by banks on behalf of the Company	1,58,99,520	1,58,99,520
b) Bills discounted with banks	-	-
c) Outstanding Letter of Credits	-	7,83,05,077
d) Various demands raised which in the opinion of the management are not tenable and are pending with various forums/ authorities		
• Central Excise Law	18,00,000	18,00,000
• TNVAT	-	2,91,95,901
• Income Tax / TDS	4,68,83,082	4,62,77,174

Note: The Company's pending litigations comprises of claim against the company and proceedings pending with Taxation/ Statutory/ Government Authorities. The Company has reviewed all its pending litigations and proceedings and has made adequate provisions, and disclosed contingent liabilities, where applicable, in its financial statements. The company does not expect the outcome of these proceedings to have a material impact on its financial position.

34. Commitments not provided for:

Particulars	As at March 31, 2021	As at March 31, 2020
a) Estimated amount of contracts remaining to be executed on Capital Account and not provided for (net of advances)	50,00,000	50,00,000
b) Derivative Contracts Forward Contract Outstanding in USD	-	-

35. Disclosures required under Section 22 of the Micro, Small and Medium Enterprises Development Act, 2006.

Particulars	As at March 31, 2021	As at March 31, 2020
Principal amount remaining unpaid to any supplier as at the end of the accounting year	-	-
Interest due thereon remaining unpaid to any supplier as at the end of the accounting year	-	-
The amount of interest paid along with the amounts of the payment made to the supplier beyond the appointed day	-	-
The amount of interest due and payable for the year	-	-

Particulars	As at As at March 31, 2021	As at March 31, 2020
The amount of interest accrued and remaining unpaid at the end of the accounting year	-	-
The amount of further interest due and payable even in the succeeding year, until such date when the interest dues as above are actually paid	-	-

Dues to Micro and Small Enterprises have been determined to the extent such parties have been identified on the basis of information collected by the Management. This has been relied upon by the auditors

36. Disclosures on financial instruments

This section gives an overview of the significance of financial instruments for the Company and provides additional information on balance sheet items that contain financial instruments.

The details of significant accounting policies, including the criteria for recognition, basis of measurement and the basis on which income and expenses are recognized in respect of each class of financial asset, financial liability and equity instrument are disclosed in note 4(h), to the financial statements.

(a) Financial assets and liabilities

The following tables present the carrying value and fair value of each category of financial assets and liabilities as at March 31, 2021 and March 31, 2020.

Particulars	31.03.2021	31.03.2020
Assets:		
Amortized Cost:		
Trade Receivable	17,87,53,815	27,99,96,150
Cash and Cash Equivalents	17,74,322	14,45,452
Bank Balances	1,86,15,408	3,30,91,047
Loans	11,34,921	13,01,45,625
Security Deposits	2,67,42,788	3,59,29,709
Fair Value through Profit and Loss Account		
Investment in Equity Instruments	23,36,72,936	3,02,77,747
Liabilities		
Amortized Cost	-	-
Loans and Borrowings	17,03,72,164	17,04,06,627
Trade Payables	18,13,33,431	29,83,95,889
Other Current Financial Liabilities	4,28,70,000	80,15,420



(b) Fair Valuation Techniques

The fair values of the financial assets and liabilities are included at the amount that would be received to sell an asset or paid to transfer a liability in an orderly transaction between market participants at the measurement date.

The following methods and assumptions were used to estimate the fair values:

- i. The fair value of cash and cash equivalents, trade receivables, trade payables, current financial liabilities and borrowings approximate their carrying amount largely due to the short-term nature of these instruments. The Board considers that the carrying amounts of financial assets and financial liabilities recognized in the financial statement approximate their fair value.
- ii. Long-term debt has been contracted at floating rates of interest, which are reset at short intervals. Fair value of variable interest rate borrowings approximates their carrying value of such long-term debt approximates fair value subject to adjustments made for transaction cost.
- iii. The fair value of derivative financial instruments is determined based on observable market inputs including currency spot and forward rates, yield curves, currency volatility etc. These derivatives are estimated by using the pricing models, where the inputs to those models are based on readily observable market parameters basis contractual terms, period to maturity, and maturity parameters such as foreign exchange rates and volatility. These models do not contain a high level of subjectivity as the valuation techniques used do not require significant judgement, and inputs thereto are readily observable from actively quoted market prices. Management has evaluated the credit and a non-performance risk associated with the counterparties and believes them to be insignificant and not requiring any credit adjustments.

(c) Fair value hierarchy

The Company categorizes assets and liabilities measured at fair value into one of three levels depending on the ability to observe inputs employed in their measurement which are described as follows:

Particulars	As of 31 st March 2021 (-)	Fair value measurements at reporting date using		
		Level 1	Level 2	Level 3
Assets:				
Investments in Quoted Equity Instruments	1,90,39,413 (44,35,046)	1,90,39,413 (44,35,046)	- -	- -
Security Deposits	2,67,42,788 (35,929,709)			2,67,42,788 (35,929,709)
Fixed Deposits and Margin Money	1,86,15,408 (33,091,047)		1,86,15,408 (33,091,047)	
Liabilities :				
Derivative Instruments	-	-	-	-

Figures in round brackets () indicate figures as on 31st March 2020

During the year ended March 31, 2021 and March 31, 2020, there were no transfers between Level 1 and Level 2 fair value measurements. There is no transaction / balance under level 3.

The fair value of liquid mutual funds is based on quoted price.

Derivative financial instruments are valued based on quoted prices for similar assets and liabilities in active markets or inputs that are directly or indirectly observable in the marketplace. The inputs used under level II market valuation technique for forward contracts are Forward foreign currency exchange rates and Interest rates to discount future cash flow.

37. Derivatives assets and liabilities:

The Company follows established risk management policies, including the use of derivatives to hedge its exposure to foreign currency fluctuations on foreign currency assets / liabilities. The counter party in these derivative instruments is a bank and the Company considers the risks of non-performance by the counterparty as non-material. The following table presents the aggregate contracted principal amounts of the Company's derivative contracts outstanding:

(a) Category wise outstanding derivatives contracts entered for hedging as on 31st March 2021:
Nil

(b) Unhedged Foreign Currency exposures as on March 31, 2021 are as follows: -

Nature	Currency	Amount in Foreign Currency	
		As of 31-03-21	As of 31-03-20
Trade Payables (Including acceptances)	USD	-	6,10,620

The foreign exchange forward and option contracts mature within twelve months. The table below analyses the derivative financial instruments into relevant maturity groupings based on the remaining period as of the balance sheet date:

Particulars	March 31, 2021	March 31, 2020
Not later than one month	-	-
Later than one month and not later than three months	-	-
Later than three months and not later than one year	-	-

(c) Financial risk management

Financial Risk Factors

The company's activities expose it to a variety of financial risks – Market risk, Credit risk and liquidity risk. The Company's focus is to foresee the unpredictability of financial markets and seek to minimise potential adverse effects on its financial performance. The primary market risk to the company is foreign exchange risk. The company uses derivative financial instruments to mitigate foreign exchange related risk exposures. The company's exposure to credit risk is influenced mainly by the individual characteristic of each customer and the concentration of risk from the top few customers. The Company is exposed to market risk, credit risk and liquidity risk. The



Company's senior management oversees the management of these risks. The risks are governed by appropriate policies and procedures and that financial risks are identified, measured and managed in accordance with the Company's policies and risk objectives. The Board of Directors reviews and approves policies for managing each of these risks, which are summarized below:

i. Market Risk

Market risk is the risk or uncertainty arising from possible market price movements resulting in fluctuation of the fair value of future cash flows of a financial instrument. The major components of Market risks are price risk, interest rate risk and foreign currency exchange risk.

Financial instruments affected by market risk includes borrowings, investments and derivative financial instruments

ii. Foreign Currency Risk

Foreign currency risk is the risk that the fair value or future cash flows of an exposure will fluctuate because of changes in foreign exchange rates. The Company's exposure to the risk of changes in foreign exchange rates relates primarily to the Company's foreign currency denominated borrowing.

The Company evaluates exchange rate exposure arising from these transactions and enters into foreign currency derivative instruments to mitigate such exposure. The Company follows established risk management policies, including the use of derivatives like foreign exchange forward / option contracts to hedge forecasted cash flows denominated in foreign currency.

As per the hedging policy of the Company, all foreign currency exposures that are due in the next 12 months are either hedged or based on the technical assessment of foreign currency movement against the INR and the premium charged for the hedging, the same might be left un-hedged so as to avail maximum financial benefit to the company. The carrying amount of the Non-Derivative financial instruments in foreign currency as of the end of the reporting period is Nil (Previous year Nil)

The company is principally exposed to foreign currency risk against USD. Sensitivity of profit or loss arises mainly from USD denominated receivables and payables are as follows:

Sensitivity at year end	2020-21	2019-20
Payable INR	-	4,60,20,930
Weakening of INR by 5%	-	(23,01,046)
Strengthening of INR by 5%	-	23,01,046

Summary of exchange difference accounted in Statement of Profit and Loss

Fluctuation	2020-21	2019-20
Net (gain)/losses on Currency fluctuation shown as Other Income: Net foreign exchange	90,68,872	1,63,70,208

iii. Commodity price risk

The company uses scrap metals which exposes it to be price risk on account of procurement of commodities. The management monitors commodities / raw materials whose prices are volatile and suitable steps are taken accordingly to minimise the risk on the same. The company enter into contract for procurement of material, most of the transactions are short term fixed price contract and a few transactions are long term fixed price contracts.

iv. Interest rate risk

Interest rate risk primarily arises from floating rate borrowing with banks and financial institutions. As of March 31, 2021, substantially all of the Company borrowings were subject to floating interest rates, which are reset at short intervals.

tutions. As of March 31, 2021, substantially all of the Company borrowings were subject to floating interest rates, which are reset at short intervals.

v. Credit risk

Credit risk is the risk that counterparty will not meet its obligations under a financial instrument or customer contract, leading to a financial loss. The Company is exposed to credit risk from its operating activities (primarily trade receivables). To manage this, the management has a credit policy in place and the exposure to credit risk is monitored on an on-going basis. The Company periodically assesses the financial reliability of customers, taking into account the financial condition, current economic trends and ageing of accounts receivable. Individual risk limits are set accordingly.

The Company establishes an allowance for impairment that represents its estimate of incurred losses in respect of trade and other receivables. Receivables from customers are reviewed/evaluated periodically by the management and appropriate provisions are made to the extent recovery there against has been considered to be remote.

The carrying amount of respective financial assets recognized in the financial statements, (net of impairment losses) represents the Company's maximum exposure to credit risk.

The Company is exposed to credit risk from its operating activities (primarily trade receivables). The Company generally deals with parties which have good credit rating / worthiness given by external rating agencies or based on Company's internal assessment as listed below:

	31 st March 2021	31 st March 2020
Trade Receivables	17,87,53,815	27,99,96,150
Total	17,87,53,815	27,99,96,150

Financial assets that are neither past due nor impaired

Cash and cash equivalents, investment and deposits with banks are neither past due nor impaired. Cash and cash equivalents with banks are held with reputed and credit worthy banking institutions.



vi. Counter-party risk

Counterparty risk encompasses settlement risk on derivative and money market contracts and credit risk on demand and time deposits. Settlement and credit risk is reduced by the policy of entering transactions with counterparties that are usually banks or financial institutions with acceptable credit ratings. Exposure to these risks are closely monitored and maintained within predetermined parameters. There are limits on credit exposure to any financial institution. The limits are regularly assessed and determined based upon credit analysis including financial statements and capital adequacy ratio reviews. In addition, net settlement agreements are contracted with significant counterparties.

vii. Liquidity risk

Liquidity risk is defined as the risk that the Company will not be able to settle or meet its obligations on time or at a reasonable price. The Company is responsible for liquidity, funding as well as settlement management. In addition, processes and policies related to such risks are overseen by senior management. The Company monitors its liquidity risk and maintains a level of cash and cash equivalents deemed adequate by management to finance the Company's operations and to mitigate the effects of fluctuations in cash flows.

The company relies on mix of borrowings, capital infusion and excess operating cash flows to meet its need for funds. The current committed limits are sufficient to meet its short and medium-term requirements. The company ensures that it does not breach any financial covenants stipulated by the lender. In the event of breach of covenants the Company may be liable to pay additional interest. The Company also ensures that it has sufficient cash on demand to meet expected operational expenses. As of March 31, 2021, the cash and cash equivalents are held with major banks.

38. Capital Management:

The primary objective of the Company's capital management is to ensure that it maintains a healthy capital ratio in order to support its business and maximise shareholder value. The Company's objective when managing capital is to safeguard their ability to continue as a going concern so that they can continue to provide returns for shareholders and benefits for other stake holders. The Company focused on keeping strong total equity base to ensure independence, security, as well as a high financial flexibility for potential future borrowings, if required without impacting the risk profile of the Company.

The Company manages its capital structure and makes adjustments in light of changes in economic conditions and the requirements of the financial covenants. In order to achieve this overall objective, the Company's capital management, amongst other things, aims to ensure that it meets financial covenants attached to the interest-bearing and borrowings that define capital structure requirements. Breaches in meeting the financial covenants would thereby permit the banks/financial institutions to immediately call loans and borrowings. The Company has complied with these covenants and there have been no breaches in the financial covenants of any interest-bearing loans and borrowings in the current period.

No changes were made in the objectives, policies or processes for managing capital during the years ended March 31, 2021 and March 31, 2020.

The Company's audit committee reviews the capital structure of the Company on periodic basis. As part of this review, the committee considers the cost of capital and the risks associated with the same.

The company also monitors capital using gearing ratio which is net debt divided by total capital. The gearing ratios as at 31st March, 2021 and 31st March, 2020 are as follows:

(Amount in Rs.)

Particulars	As at 31st March 2021	As at 31st March 2020
Borrowings	17,03,72,164	17,04,06,627
Less: Cash and Cash Equivalents	17,74,322	14,45,452
Net Debt	16,85,97,842	16,89,61,175
Total Capital	59,07,32,508	53,38,78,134
Gearing Ratio	0.28	0.32

The company also manages its capital to meet financial covenants, if any attached to the borrowings. Non-compliances may result in levy of higher rate of interest on Loans charged by the lenders. At present the company has generally been complying with the financial covenants of the borrowings during the reported period.

39. Segment Reporting:

The Company's activities during the year revolve around Steel and Steel Products. Considering the nature of Company's business and operations, as well as based on reviews of operating results by the chief operating decision maker to make decisions about resource allocation and performance measurement, there is only one reportable segment in accordance with the requirements of Ind AS - 108 – "Operating Segments", prescribed under Companies (Indian Accounting Standards) Rules, 2016

40. Components of other comprehensive income

Particulars	As at March 31, 2021	As at March 31, 2020
Items that will not be reclassified to profit or loss		
Re-measurement of the defined benefit plans	49,238	1,91,681
Total other comprehensive Income for the year	49,238	1,91,681

41. Related party disclosure as identified by the management in accordance with the Ind AS 24 on 'Related Party

Name of the Related Parties with whom transactions were carried out during the year and description of relationship:

A. Key Management Personnel & their relatives (KMP):

- 1 Shri Vishal Keyal, Chairman and Managing Director
- 2 Shri. Ashok Bohra, Whole Time Director and CFO



- 3 Smt. Sheril Theodore, Director
- 4 Shri. Praveen Kumar Agarwal, Director
- 5 Shri. Rangaswamy Ramesh, Director
- 6 Shri. V. Subramani, Company Secretary
- 7 Shri. Seshadri, Director

B. Enterprise Where KMP and /or Close member of the family have significant influence or control

- 1 Indian Corporate Business Centre Limited
- 2 OPG Business Centre Private Limited
- 3 Kanishk Metal Recycling Private Limited
- 4 OM Power Sakthi India Private Limited

Transactions with Related parties

Description	KMP	Enterprise where KMP and / or Close member of the family have significant influence or control	Outstanding as on 31st March 2021	Outstanding as on 31st March 2020
Sales:				
Indian Corporate Business Centre Limited (ICBCL)		15,989 (6,63,573)	14,16,292	11,02,344
Purchase of Power:				
OPG Business Centre Private Limited (OPGBCPL)		3,23,13,313 (3,12,31,860)	19,94,004	7,64,14,300
Rent Paid : OPGBCPL		1,41,600 (1,20,000)		
Purchase of Goods:				
Kanishk Metal Recycling Private Limited (KMRPL)		(13,17,36,782)	4,54,336	1,31,202
Import Handling Service Charges paid:				
ICBCL		31,20,167 (34,63,501)		
Conversion Charges Received:				
KMRPL		1,08,02,924 (1,66,23,350)		
Reimbursement of Expenses:				
KMRPL		NIL (25,000)		

Description	KMP	Enterprise where KMP and / or Close member of the family have significant influence or control	Outstanding as on 31st March 2021	Outstanding as on 31st March 2020
Remuneration/Commission/Sitting Fees Paid:				
Shri Vishal Keyal, Chairman and Managing Director	9,00,000			
	(9,00,000)			
Shri. Ashok Bohra, Whole Time Director and CFO	18,00,000			
	(18,00,000)			
Smt. Sheril Theodore, Director	27,000			
	(17,000)			
Shri. Praveen Kumar Agarwal, Director	27,000			
	(21,000)			
Shri. Rangaswamy Ramesh, Director	27,000			
	(21,000)			
Security Deposits:				
OM Power Sakthi India Private Limited			12,09,00,000	12,09,00,000
ICBCL			3,77,50,000	2,87,50,000

Figures shown in the bracket represent the previous year i.e., 31st March 2020.

Notes:

- Remuneration to Key Management Personnel is Rs. 27,00,000/-
- Sitting Fees to Directors is Rs.81,000/-
- Related Party relationship is as identified by the Company and relied upon by the Auditors.
- All transactions from related parties are made in ordinary course of business. For the year ended March 31 2021, the Company has not recorded any impairment of receivables relating to amounts owed by related parties. This assessment is undertaken each financial year by reviewing the financial position of the related party and the market in which the related party operates.
- Previous year figures have been re-casted/re-stated wherever necessary.



42. Earning per share

Particulars	As at 31st March 2021	As at 31st March 2020
Net profit/(loss) after taxes as per Statement of Profit and Loss	5,68,05,131	2,02,68,175
Less: Adjustments for the purpose of diluted earnings per share	-	-
Net profit for diluted earnings per share	5,68,05,131	2,02,68,175
Weighted average number of equity shares for basic EPS and diluted EPS (Face value Rs.10/- per share)	2,84,36,074	2,84,36,074
Earnings Per Share: Basic and Diluted EPS (in Rs.)	2.0	0.71

Previous year figures have been re-grouped / re-arranged whenever necessary

As per our report attached

For and on behalf of the Board of Directors

For PUJA RATHI & ASSOCIATES

Chartered Accountants
Firm Registration No.301137E

PUJA RATHI, FCA

Proprietor
M. No. 064246

VISHAL KEYAL

Chairman & Managing Director

ASHOK BOHRA

Whole-time Director & CFO

Date : 28.06.2021

Place : Chennai

V. SUBRAMANI

Company Secretary

BOOK-POST

If undelivered, please return to:
Kanishk Steel Industries Ltd
No.7, 3rd Street, Thiru-Vi-Ka,
Royapettah High Road, Mylapore
Chennai- 600004.