

**Date:** 09<sup>th</sup> November, 2023

To,  
The Manager – Listing,  
Deptt. of Corporate Services  
BSE Ltd.  
Phiroze Jeejeebhoy Towers,  
Dalal Street,  
Mumbai- 400001

**Company Code:** 534612  
**ISIN:** INE436N01029

**Sub: Outcome of Meeting of the Board of Directors of the Company held on 9<sup>th</sup> November, 2023.**

Dear Sir/Ma'am,

This is to inform you that the Board of Directors of the Company at its Meeting held today, Thursday 9<sup>th</sup> November 2023 has inter-alia considered and approved:-

1. The Un-audited Financial Results (Standalone & Consolidated) for the quarter ended 30<sup>th</sup> September, 2023 alongwith with Limited Review Report.

In this regard, we are enclosing herewith the following:

- Unaudited Financial Results (Standalone & Consolidated) for the quarter ended 30<sup>th</sup> September 2023.
  - Limited Review Report for the quarter ended 30<sup>th</sup> September 2023.
2. Appointment of Mrs. Roopali Mittal (DIN: 02045584) as an Additional Director (Non-Executive Independent Director) for a period of 5 years with effect from 9<sup>th</sup> November, 2023, subject to approval of shareholders.
  3. Appointment of Mr. Rakesh Kumar (F12868) as a Company Secretary (Key Managerial Personnel) and Compliance Officer of the Company w.e.f. 9<sup>th</sup> November 2023.
  4. Change in Designation of Mr. Pranav Kumar Ranade from Chairman and Managing Director to Chairman and Mr. Prashant Ranade from Executive Director to Managing Director.

The meeting of the Board Directors was commenced at 11.30 A.M and concluded at 02.30 P.M

The results will be published in the newspapers in terms of Regulation 47 of SEBI (Listing Obligations and Disclosure Requirements) Regulations, 2015.

Kindly take the same in your records.

Thanking you,

For Advance Metering Technology Limited

  
Prashant Ranade  
Managing Director  
DIN: 00006024



**GSA & Associates LLP**  
**Chartered Accountants**  
**B-35, Cyber House,**  
**Sector-32, Gurugram - 122003, Haryana**

**Independent Auditor's Limited Review Report on unaudited standalone financial results of  
Advance Metering Technology Limited for the half year ended 30<sup>th</sup> Sep 2023.**

To  
The Board of Directors of  
Advance Metering Technology Limited

1. We have reviewed the accompanying statement of unaudited standalone financial results of **Advance Metering Technology Limited** ('the Company') for the half year ended 30<sup>th</sup> Sep 2023 attached herewith, being submitted by the Company pursuant to the requirements of Regulation 33 of SEBI (Listing Obligations and Disclosure Requirements) Regulations, 2015 ('the Regulations') as amended, read with SEBI circular no. CIR/CFD/CMD1/80/2019 dated 19 July 2019 ('the Circular') and amendments thereto.
2. This statement, which is the responsibility of the Company's management and approved by the Board of Directors of the Company, has been prepared in accordance with the recognition and measurement principles laid down in the Indian Accounting Standard 34 'Interim Financial Reporting' ('Ind AS 34'), prescribed under section 133 of the Companies Act, 2013 and rules thereunder, requirements of Regulation 33 of the SEBI (Listing Obligations and Disclosure Requirements) Regulations 2015 and other accounting principles generally accepted in India. Our responsibility is to express a conclusion on the statement based on our review.
3. We conducted our review of the Statement in accordance with Standard on Review Engagements (SRE) 2410, 'Review of Interim Financial Information Performed by the Independent Auditor of the Entity' issued by the Institute of Chartered Accountants of India. The standard requires that we plan and perform the review to obtain moderate assurance as to whether the interim financial information is free of material misstatement. A review is limited primarily to inquiries of company personnel and analytical procedures applied to financial data and thus provide less assurance than an audit. We have not performed an audit and accordingly, we do not express an audit opinion.
4. Based on our review conducted and procedure performed as above, nothing has come to our attention that causes us to believe that accompanying statement of unaudited financial results prepared in accordance with the recognition and measurement principles laid down in the aforesaid Indian Accounting Standard (Ind AS 34) prescribed under Section 133 of the Companies Act, 2013 read with relevant rules issued thereunder and other accounting policies generally accepted in India, has not disclosed the information required to be disclosed in terms of the regulation, read with the circular, including the manner in which it is to be disclosed, or that it contains any material misstatements.

**For GSA & Associates LLP**  
**Chartered Accountants**

Firm Reg. No.: 000257N/N500339

Krishan Kant Tulshan

Partner, M.No.: 085033

UDIN: 23085033 B G X J H M 7087

Place: New Delhi

Dated: 9<sup>th</sup> November 2023





**ADVANCE METERING TECHNOLOGY LIMITED**

Regd.Off.: LGF, E-8/1, Malviya Nagar, Near Geeta Bhawan Mandir, New Delhi - 110017

Corporate Office:C-4 to C11, Hosiery Complex, Phase-II Extension, Noida-201305

Tel: 0120 6958777, Email:corporate@pkrgroup.in,Web: www.pkrgroup.in

CIN # L31401DL2011PLC271394

**Unaudited Standalone Financial Results for the Quarter and Half Year Ended 30th Sep 2023**

(₹ in Lakhs)

Particulars	Standalone					
	Quarter Ended			Half Year Ended		Year Ended
	30th Sep-23 (Unaudited)	30th Jun-23 (Unaudited)	30th Sep-22 (Unaudited)	30th Sep-23 (Unaudited)	30th Sep-22 (Unaudited)	31st Mar-23 (Audited)
Total Revenue from operations	623.06	592.29	504.84	1,215.35	1,010.34	1,747.17
Profit / (Loss) before exceptional items	58.81	6.58	(76.58)	65.39	(57.92)	(1,144.32)
Exceptional Items (Net - Gain/(Loss))	-	-	-	-	-	1,306.36
Profit / (Loss) before tax and after exceptional items	58.81	6.58	(76.58)	65.39	(57.92)	162.04
Profit / (Loss) for the period after tax	58.81	6.58	(76.58)	65.39	(57.92)	162.04
Total Comprehensive income for the period [Comprising Profit/ (Loss) for the period (after tax) and other comprehensive income (after tax)]	58.16	8.78	(75.41)	66.94	(55.28)	162.60
Equity Share Capital	802.87	802.87	802.87	802.87	802.87	802.87
Reserves (excluding Revaluation Reserve) as shown in the Audited Balance Sheet of the previous year	NA	NA	NA	NA	NA	9,448.29
Earnings Per Share ( Face value of Rs.5/- each)						
Basic:	0.37	0.04	(0.48)	0.41	(0.36)	(7.13)
Diluted:	0.37	0.04	(0.48)	0.41	(0.36)	(7.13)

**Notes:**

- The above standalone financial results were reviewed by the Audit Committee at the meeting held on 09th November 2023 and approved and taken on record by the Board of Directors at the meeting held on 09th November 2023.
- These standalone financial results have been prepared in accordance with the recognition and measurement principles laid down in Indian Accounting Standard ('Ind AS') - 34 'Interim Financial Reporting', notified under section 133 of the Companies Act, 2013 read with Companies (Indian Accounting Standards) Rules, 2015, as amended from time to time, and other accounting principles generally accepted in India.
- The above is an extract of Unaudited Standalone Financial Results filed with the Stock Exchanges under Regulation 33 of the SEBI (Listing Obligations and Disclosure Requirements) Regulations, 2015. The Unaudited Financial Results are available on the Stock Exchange website (www.bseindia.com) and on the Company's website (www.pkrgroup.in).
- No Provision for Deferred Tax Liabilities/ Deferred Tax Assets including current tax has been recognized during the quarter and half year ended 30th Sep 2023 due to carried forward business losses and unabsorbed depreciation.
- In the aforesaid standalone financials results all the figures are unaudited except for the figures for the year ended 31st March 2023. The figures for the second quarter in each of the financial year are the balancing figures between figures in respect of the half year ended and the published year to date reviewed figures upto the end of the first quarter of the respective financial year.

Place: Noida  
Date: 09th November 2023For and on behalf of the Board,  
Advance Metering Technology Limited(P.K Ranade)  
Chairman-cum-Managing Director  
DIN-00005359

## ADVANCE METERING TECHNOLOGY LIMITED

Regd.Off.: LGF, E-8/1, Malviya Nagar, Near Geeta Bhawan Mandir, New Delhi - 110017

Corporate Office:C-4 to C11, Hosiery Complex, Phase-II Extension, Noida-201305

Tel: 0120 6958777, Email:corporate@pkrgroup.in,Web: www.pkrgroup.in

CIN # L31401DL2011PLC271394

## Statement of Unaudited Standalone Financial Results for the Quarter and Half Year Ended 30th Sep 2023

(₹ in Lakhs)

S. No.	Particulars	Standalone					
		Quarter Ended			Half Year Ended		Year Ended
		30th Sep-23 (Unaudited)	30th Jun-23 (Unaudited)	30th Sep-22 (Unaudited)	30th Sep-23 (Unaudited)	30th Sep-22 (Unaudited)	31st Mar-23 (Audited)
1.	<b>Income from operations</b>						
	(a) Revenue from Operations	502.39	440.95	437.34	943.34	923.14	1,559.54
	(b) Other Income	120.67	151.34	67.50	272.01	87.20	187.63
	<b>Total Income from operations</b>	<b>623.06</b>	<b>592.29</b>	<b>504.84</b>	<b>1,215.35</b>	<b>1,010.34</b>	<b>1,747.17</b>
2.	<b>Expenses</b>						
	(a) Cost of materials consumed	163.77	134.60	160.43	298.37	206.31	451.56
	(b) Changes in inventories of finished goods, work-in -progress and stock-in-trade	(28.75)	38.84	(30.62)	10.09	0.83	15.92
	(c) Employees benefits expense	162.60	154.08	146.04	316.68	276.02	632.55
	(d) Finance costs	20.58	19.33	46.70	39.91	80.28	136.18
	(e) Depreciation and amortisation expense	114.81	113.70	111.05	228.51	220.87	441.61
	(f) Other expenses	131.24	125.16	147.82	256.40	283.95	1,213.67
	<b>Total expenses</b>	<b>564.25</b>	<b>585.71</b>	<b>581.42</b>	<b>1,149.96</b>	<b>1,068.26</b>	<b>2,891.49</b>
3.	<b>Profit / (Loss) before exceptional items</b>	<b>58.81</b>	<b>6.58</b>	<b>(76.58)</b>	<b>65.39</b>	<b>(57.92)</b>	<b>(1,144.32)</b>
	<b>Exceptional Items (Net - Gain/(Loss))</b>	-	-	-	-	-	1,306.36
4.	<b>Profit / (Loss) before tax and after exceptional items</b>	<b>58.81</b>	<b>6.58</b>	<b>(76.58)</b>	<b>65.39</b>	<b>(57.92)</b>	<b>162.04</b>
5.	Tax expenses						
	Current Tax	-	-	-	-	-	-
	Deferred Tax	-	-	-	-	-	-
6.	<b>Profit / (Loss) for the period after tax</b>	<b>58.81</b>	<b>6.58</b>	<b>(76.58)</b>	<b>65.39</b>	<b>(57.92)</b>	<b>162.04</b>
7.	<b>Other Comprehensive Income (OCI)</b>						
	a) Items that will not be classified to profit or loss						
	Remeasurement benefits (losses) on defined benefit obligation	(0.65)	2.20	1.17	1.55	2.64	0.56
	Income tax relating to items that will not be reclassified to profit or loss	-	-	-	-	-	-
	b) Items that will be classified to profit or loss						
	Income tax relating to items that will be reclassified to profit or loss	-	-	-	-	-	-
	<b>Total Other Comprehensive Income (Net of Tax)</b>	<b>(0.65)</b>	<b>2.20</b>	<b>1.17</b>	<b>1.55</b>	<b>2.64</b>	<b>0.56</b>
8.	<b>Total Comprehensive Income for the period</b>	<b>58.16</b>	<b>8.78</b>	<b>(75.41)</b>	<b>66.94</b>	<b>(55.28)</b>	<b>162.60</b>
9.	Paid-up Equity Share Capital (Face Value per Share ₹ 5/-Each)	802.87	802.87	802.87	802.87	802.87	802.87
10.	Other equity	NA	NA	NA	NA	NA	9,448.29
11.	Earning Per Share (quarterly results are not annualised) before and after exceptional						
	a) Basic	0.37	0.04	(0.48)	0.41	(0.36)	(7.13)
	b) Diluted	0.37	0.04	(0.48)	0.41	(0.36)	(7.13)
12.	<b>Ratios</b>						
	Current Ratio	4.24	3.63	2.86	4.24	2.86	4.83
	Total Debts to Total Assets	0.04	0.03	0.04	0.04	0.04	0.03
	Debtors Turnover	0.62	0.70	0.41	1.28	0.98	2.44
	Inventory Turnover Ratio	0.73	0.62	0.56	1.29	1.16	2.02
	Operating Margin (%)	18.64%	12.49%	20.72%	19.74%	33.42%	12.17%
	Net Profit Margin (%)	9.44%	1.11%	(15.17%)	5.38%	(5.73%)	(65.50%)

Place:-Noida  
Date: 09th November 2023For and on behalf of the Board  
Advance Metering Technology Limited(P.K Ranade)  
Chairman-cum-Managing Director  
DIN-00005359



## ADVANCE METERING TECHNOLOGY LIMITED

Regd.Off.: LGF, E-8/1, Malviya Nagar, Near Geeta Bhawan Mandir, New Delhi - 110017

Corporate Office:C-4 to C11, Hosiery Complex, Phase-II Extension, Noida-201305

Tel: 0120 6958777, Email:corporate@pkrgroup.in,Web: www.pkrgroup.in

CIN # L31401DL2011PLC271394

## Statement of standalone segment wise revenue and results for the quarter and half year ended 30th Sep 2023

(₹ in Lakhs)

S. No.	Particulars	Standalone					
		Quarter Ended			Half Year Ended		Year Ended
		30th Sep-23 (Unaudited)	30th Jun-23 (Unaudited)	30th Sep-22 (Unaudited)	30th Sep-23 (Unaudited)	30th Sep-22 (Unaudited)	31st Mar-23 (Audited)
1	<b>Segment Revenue (Gross)</b>						
	a) Power Generation	261.71	215.93	220.46	477.64	573.49	745.52
	b) Meters & Others	240.68	225.02	216.88	465.70	349.65	814.02
	Total	502.39	440.95	437.34	943.34	923.14	1,559.54
	Less : Inter Segment Revenue	-	-	-	-	-	-
	<b>Income from Operations (Gross)</b>	<b>502.39</b>	<b>440.95</b>	<b>437.34</b>	<b>943.34</b>	<b>923.14</b>	<b>1,559.54</b>
2	<b>Segment Results (Net Profit(+)/Loss(-) before Tax &amp; Interest from each Segment)</b>						
	a) Power Generation	172.22	129.45	130.70	301.67	390.77	370.96
	b) Meters & Others	(48.84)	(92.94)	(50.38)	(141.78)	(141.54)	(411.62)
	Total	123.38	36.51	80.32	159.89	249.23	(40.66)
	Less : Interest	(20.58)	(19.33)	(46.70)	(39.91)	(80.28)	(136.18)
	Less : Other Unallocable Expenses Net off Unallocable Income	(43.99)	(10.60)	(110.20)	(54.59)	(226.87)	338.88
	<b>Profit / (Loss) before tax and after exceptional items</b>	<b>58.81</b>	<b>6.58</b>	<b>(76.58)</b>	<b>65.39</b>	<b>(57.92)</b>	<b>162.04</b>

## Statement of standalone segment wise assets and liabilities as at 30th Sep 2023

(₹ in Lakhs)

S. No.	Particulars	Standalone					
		As at					
		30th Sep-23 (Unaudited)	30th Jun-23 (Unaudited)	30th Sep-22 (Unaudited)	30th Sep-23 (Unaudited)	30th Sep-22 (Unaudited)	31st Mar-23 (Audited)
	<b>Segment Assets</b>						
	a) Power Generation	5,169.37	5,013.31	5,351.15	5,169.37	5,351.15	4,850.27
	b) Meters & Others	1,884.44	1,900.50	2,537.44	1,884.44	2,537.44	2,074.31
	c) Others- Unallocable	4,820.96	4,873.38	8,623.62	4,820.96	8,623.62	4,844.31
	<b>Total</b>	<b>11,874.77</b>	<b>11,787.19</b>	<b>16,512.21</b>	<b>11,874.77</b>	<b>16,512.21</b>	<b>11,768.89</b>
	<b>Segment Liabilities</b>						
	a) Power Generation	76.19	94.60	38.52	76.19	38.52	49.91
	b) Meters & Others	567.26	522.27	1,073.05	567.26	1,073.05	541.17
	c) Others- Unallocable	913.22	910.38	5,367.37	913.22	5,367.37	926.65
	<b>Total</b>	<b>1,556.67</b>	<b>1,527.25</b>	<b>6,478.94</b>	<b>1,556.67</b>	<b>6,478.94</b>	<b>1,517.73</b>

Place: Noida  
Date: 09th November 2023For and on behalf of the Board  
Advance Metering Technology Limited(P.K Ranade)  
Chairman-cum-Managing Director  
DIN-00005359

## ADVANCE METERING TECHNOLOGY LIMITED

Regd.Off.: LGF, E-8/1, Malviya Nagar, Near Geeta Bhawan Mandir, New Delhi - 110017

Corporate Office: C-4 to C11, Hosiery Complex, Phase-II Extension, Noida-201305

Tel: 0120 6958777, Email: corporate@pkrgroup.in, Web: www.pkrgroup.in

CIN # L31401DL2011PLC271394

### Standalone Unaudited Statement of Cashflow for the Half Year Ended 30th Sep 2023

(₹ in Lakhs)

Particulars	Half Year Ended	
	30th Sep-23	30th Sep-22
	(Unaudited)	(Unaudited)
<b>A. CASH FLOW FROM OPERATING ACTIVITIES</b>		
Profit/ (Loss) Before Tax	65.39	(57.92)
Adjustment For :		
Depreciation and Amortisation Expense	228.51	220.87
Finance Cost	39.12	78.21
Interest Income	(96.26)	(23.64)
Loss/ (Profit) from Sale of Property, Plant and Equipment (net)	-	(16.67)
Remeasurement of defined obligations	1.55	2.64
Impairment loss/(Profit) on ECL on trade receivables	(3.42)	15.34
Net loss/(gain) on financial asset remeasured at fair value	-	4.80
<b>Operating Profit/ (Loss) before Working Capital changes</b>	<b>234.89</b>	<b>223.63</b>
Movement in Working Capital		
Increase/ (Decrease) in trade payables	(13.28)	(175.67)
Increase/ (Decrease) in other financial liabilities	(1.65)	(32.61)
Increase/ (Decrease) in provisions	(11.98)	(0.42)
Increase/ (Decrease) in other current & non-current liabilities	(26.16)	(6.59)
Increase/ (Decrease) in lease liabilities	(47.95)	-
Decrease/ (Increase) in trade receivables	(373.82)	(443.60)
Decrease/ (Increase) in inventories	48.92	(10.18)
Decrease/ (Increase) in loans	0.56	0.12
Decrease/ (Increase) in other financial assets	(719.60)	(233.18)
Decrease/ (Increase) in other current & non-current assets	(31.94)	(14.26)
<b>Cash generated from/(used in) Operations</b>	<b>(942.01)</b>	<b>(692.76)</b>
Taxes Paid	18.90	(30.67)
<b>Net Cash Flow From/ (Used In) Operating Activities</b>	<b>(923.11)</b>	<b>(723.43)</b>
<b>B. CASH FLOW FROM INVESTING ACTIVITIES</b>		
Payments for acquisition of Property, Plant and Equipment	(117.17)	(20.84)
Advances received on account of assets held for sale	-	3,431.89
Proceeds from sale of Property, Plant and Equipment	8.87	31.25
Sale/(Purchases) of Current and Non Current Investments( Net)	(1,312.47)	5.68
Interest Received	96.26	23.64
Bank Balances not Considered as Cash & Cash Equivalents	1,921.73	1.12
<b>Net Cash Flow From/ (Used In) Investing Activities</b>	<b>597.22</b>	<b>3,472.74</b>
<b>C. CASH FLOW FROM FINANCING ACTIVITIES</b>		
Proceeds from Borrowings	166.68	-
Repayment of Borrowings	(26.65)	(832.59)
Repayment of Lease liability	-	(54.90)
Finance Cost	(39.12)	(49.56)
<b>Net Cash Flow From/ (Used In) Financing Activities</b>	<b>100.91</b>	<b>(937.05)</b>
<b>Net Increase/(Decrease) in Cash and Cash Equivalents (A+B+C)</b>	<b>(224.98)</b>	<b>1,812.26</b>
<b>Cash and Cash Equivalents at the beginning of year</b>	<b>269.28</b>	<b>482.63</b>
<b>Cash and Cash Equivalents at the end of year</b>	<b>44.30</b>	<b>2,294.89</b>
<b>Cash and Cash Equivalents at the end of year comprises</b>		
Balances with banks	43.34	2,293.85
Cash on hand	0.96	1.04
<b>Total</b>	<b>44.30</b>	<b>2,294.89</b>





## ADVANCE METERING TECHNOLOGY LIMITED

Regd.Off.: LGF, E-8/1, Malviya Nagar, Near Geeta Bhawan Mandir, New Delhi - 110017

Corporate Office:C-4 to C11, Hosiery Complex, Phase-II Extension, Noida-201305

Tel: 0120 6958777, Email:corporate@pkrgroup.in, Web: www.pkrgroup.in

CIN # L31401DL2011PLC271394

### Standalone Unaudited Statement of Assets and Liabilities as at 30th Sep 2023

( ₹ in Lakhs)

Particulars	Standalone	
	As at 30th Sep-23 (Unaudited)	As at 31st Mar-23 (Audited)
	<b>ASSETS</b>	
<b>Non-current assets</b>		
Property, Plant and Equipment	5,710.09	5,769.18
Right Of Use Assets	404.90	462.74
Other Intangible Assets	17.88	21.23
<b>Financial Assets</b>		
Investments	40.82	480.82
Other Financial Assets	1,263.62	524.37
Other Non-Current Assets	6.60	8.02
<b>Total Non-Current Assets</b>	<b>7,443.91</b>	<b>7,266.36</b>
<b>Current Assets</b>		
Inventories	704.24	753.16
<b>Financial Assets</b>		
Investments	2,159.81	407.34
Trade Receivables	928.35	551.11
Cash and Cash Equivalents	44.30	269.28
Other Balances with Bank	423.57	2,345.30
Loans	1.93	2.49
Other Financial Assets	5.24	24.89
Current Tax Assets (Net)	84.27	103.17
Other Current Assets	79.15	45.79
<b>Total Current assets</b>	<b>4,430.86</b>	<b>4,502.53</b>
<b>TOTAL ASSETS</b>	<b>11,874.77</b>	<b>11,768.89</b>
<b>EQUITY AND LIABILITIES</b>		
<b>Equity</b>		
Equity share capital	802.87	802.87
Other equity	9,515.23	9,448.29
<b>Total equity</b>	<b>10,318.10</b>	<b>10,251.16</b>
<b>LIABILITIES</b>		
<b>Non-current Liabilities</b>		
<b>Financial Liabilities</b>		
Borrowings	112.68	126.93
Lease Liabilities	354.91	411.57
Other financial Liabilities	3.45	3.30
Provisions	40.36	43.55
<b>Total Non-current Liabilities</b>	<b>511.40</b>	<b>585.35</b>
<b>Current liabilities</b>		
<b>Financial Liabilities</b>		
Borrowings	364.26	209.98
Lease Liabilities	107.05	98.34
Trade payables		
Total outstanding dues of micro enterprises and small enterprises and	80.24	26.23
Total outstanding dues of creditors other than micro enterprises and small enterprises	291.78	359.07
Other financial Liabilities	155.19	157.06
Provisions	10.65	19.44
Other current Liabilities	36.10	62.26
<b>Total current Liabilities</b>	<b>1,045.27</b>	<b>932.38</b>
<b>TOTAL EQUITY AND LIABILITIES</b>	<b>11,874.77</b>	<b>11,768.89</b>



**Notes to Stadalone Financial Results:**

- |   |  |
|---|--|
| 1 | The above standalone financial results were reviewed by the Audit Committee at the meeting held on 09th November 2023 and approved and taken on record by the Board of Directors at the meeting held on 09th November 2023.  |
| 2 | These standalone financial results have been prepared in accordance with the recognition and measurement principles laid down in Indian Accounting Standard ('Ind AS') - 34 'Interim Financial Reporting', notified under section 133 of the Companies Act, 2013 read with Companies (Indian Accounting Standards) Rules, 2015, as amended from time to time, and other accounting principles generally accepted in India. |
| 3 | No Provision for Deferred Tax Liabilities/ Deferred Tax Assets including current tax has been recognized during the quarter and half year ended 30th Sep 2023 due to carried forward business losses and unabsorbed depreciation.  |
| 4 | In the aforesaid standalone financials results all the figures are unaudited except for the figures for the year ended 31st March 2023. The figures for the second quarter in each of the financial year are the balancing figures between figures in respect of the half year ended and the published year to date reviewed figures upto the end of the first quarter of the respective financial year.                   |



Place:-Noida

Date: 09th November 2023

**For and on behalf of the Board  
Advance Metering Technology Limited****(P.K Ranade)**

Chairman-cum-Managing Director

DIN-00005359



**GSA & Associates LLP**  
**Chartered Accountants**  
**B-35, Cyber House,**  
**Sector-32, Gurugram - 122003, Haryana**

**Independent Auditor's Limited Review Report on unaudited consolidated financial results of  
Advance Metering Technology Limited for the half year ended 30<sup>th</sup> Sep 2023.**

To  
The Board of Directors of  
Advance Metering Technology Limited

1. We have reviewed the accompanying statement of unaudited consolidated financial results of **Advance Metering Technology Limited** ('the holding Company') and its subsidiary (the Holding Company and its subsidiary together referred to as "the Group") for half year ended 30<sup>th</sup> September 2023, Consolidated statement of assets and liabilities as at 30<sup>th</sup> September 2023 ("the statement") attached herewith, being submitted by the holding Company pursuant to the requirements of Regulation 33 of SEBI (Listing Obligations and Disclosure Requirements) Regulations, 2015 ('the Regulations') as amended, read with SEBI circular no. CIR/CFD/CMD1/81/2019 dated 19 July 2019 ('the Circular') and amendments thereto.
2. This statement, which is the responsibility of the Company's management and approved by the Board of Directors of the Company, has been prepared in accordance with the recognition and measurement principles laid down in the Indian Accounting Standard 34 'Interim Financial Reporting' ('Ind AS 34'), prescribed under section 133 of the Companies Act, 2013 and rules thereunder, requirements of Regulation 33 of the SEBI (Listing Obligations and Disclosure Requirements) Regulations 2015 and other accounting principles generally accepted in India. Our responsibility is to express a conclusion on the statement based on our review.
3. We conducted our review of the Statement in accordance with Standard on Review Engagements (SRE) 2410, 'Review of Interim Financial Information Performed by the Independent Auditor of the Entity' issued by the Institute of Chartered Accountants of India. The standard requires that we plan and perform the review to obtain moderate assurance as to whether the interim financial information is free of material misstatement. A review is limited primarily to inquiries of company personnel and analytical procedures applied to financial data and thus provide less assurance than an audit. We have not performed an audit and accordingly, we do not express an audit opinion.
4. The statement includes the results of the following entities:

S.No	Name of the Entity	Relationship	Incorporation
1	Global Power and Trading PTE Limited, Singapore	Subsidiary	Outside India
2	Advance Power and Trading GMBH, Germany	Subsidiary	Outside India
3	PKR Technologies Canada Limited, Canada	Subsidiary	Outside India

**5. Emphasis of Matters**

The consolidated financial results do not include the financial results of "PKR Energy Limited" incorporated in India, for the half year ended 30<sup>th</sup> September 2023, since the erstwhile Indian subsidiary is under liquidation process.

Our conclusion is not modified in this respect.



6. Based on our review conducted and procedure performed stated in paragraph 3 above and based in our consideration of financial results furnished to us by the management as referred in paragraph 7 below, nothing has come to our attention that causes us to believe that accompanying statement of unaudited financial results prepared in accordance with the recognition and measurement principles laid down in the aforesaid Indian Accounting Standard (Ind AS 34) prescribed under Section 133 of the Companies Act, 2013 read with relevant rules issued thereunder and other accounting policies generally accepted in India, has not disclosed the information required to be disclosed in terms of the regulation, read with the circular, including the manner in which it is to be disclosed, or that it contains any material misstatements.

**Other Matters**

7. The consolidated financial results includes the unaudited management certified financial results of three subsidiaries incorporated outside India, whose Financial Results reflect (i) total assets of INR 232.39 Lakhs as at 30<sup>th</sup> September 2023, (ii) total revenue of INR 73.67 Lakhs and net loss of INR 14.73 Lakhs for the half year ended 30<sup>th</sup> September 2023 (iii) total revenue of INR 36.98 Lakhs and net loss of INR 7.63 Lakhs for the quarter ended 30<sup>th</sup> September 2023, as considered in consolidated financial results. These unaudited financial results have been furnished to us by the Board of Directors and our opinion on the consolidated financial results, in so far as it relates to the amounts and disclosures included in respect of these subsidiaries are based solely on such unaudited financial results.
8. Our Conclusion on the consolidated unaudited financial results, and our report in terms of Regulation 33 of the regulation read with SEBI Circular, in so far as it relates to the aforesaid subsidiaries, are based solely on such un-reviewed financial information. In our conclusion and according to the information and explanation given to us by the management, these interim financial results are not material to the Group. Our Conclusion on the statement is not modified in respect of the above matters.

For GSA & Associates LLP  
Chartered Accountants  
Firm Reg. No.:000257N/N500339



Krishan Kant Tulshan  
Partner

M.No.: 085033

UDIN: 23085033BGXJHN2061

Place: New Delhi

Dated: 9<sup>th</sup> November 2023



# AMTL

ADVANCE METERING TECHNOLOGY LIMITED

## ADVANCE METERING TECHNOLOGY LIMITED

Regd.Off.: LGF, E-8/1, Malviya Nagar, Near Geeta Bhawan Mandir, New Delhi - 110017  
Corporate Office:C-4 to C11, Hosiery Complex, Phase-II Extension, Noida-201305  
Tel: 0120 6958777, Email:corporate@pkrgroup.in,Web: www.pkrgroup.in  
CIN # L31401DL2011PLC271394

### Unaudited Consolidated Financial Results for the Quarter and Half Year Ended 30th Sep 2023

(₹ in Lakhs)

Particulars	Consolidated					
	Quarter Ended			Half Year Ended		Year Ended
	30th Sep-23 (Unaudited)	30th Jun-23 (Unaudited)	30th Sep-22 (Unaudited)	30th Sep-23 (Unaudited)	30th Sep-22 (Unaudited)	31st Mar-23 (Audited)
Total Revenue from operations	660.14	618.82	556.45	1,278.96	1,111.64	2,048.02
Profit / (Loss) before exceptional items	50.54	(10.92)	(76.42)	39.62	(57.38)	(636.59)
Exceptional Items {Net - Gain/(Loss)}	-	-	(118.19)	-	(118.19)	1,188.17
Profit / (Loss) before tax and after exceptional items	50.54	(10.92)	(194.61)	39.62	(175.57)	551.58
Profit / (Loss) for the period after tax	50.54	(10.92)	(194.39)	39.62	(175.57)	550.12
Total Comprehensive income for the period [Comprising Profit/ (Loss) for the period (after tax) and other comprehensive income	50.31	(9.89)	(203.70)	40.42	(186.42)	547.24
Equity Share Capital	802.87	802.87	802.87	802.87	802.87	802.87
Reserves (excluding Revaluation Reserve) as shown in the Audited Balance Sheet of the previous year	NA	NA	NA	NA	NA	9,330.71
Earnings Per Share ( Face value of Rs.5/- each)						
Basic:	0.31	(0.07)	(1.21)	0.25	(1.09)	(3.97)
Diluted:	0.31	(0.07)	(1.21)	0.25	(1.09)	(3.97)

#### Notes:

- The above consolidated financial results were reviewed by the Audit Committee at the meeting held on 09th November 2023 and approved and taken on record by the Board of Directors at the meeting held on 09th November 2023.
- These consolidated financial results have been prepared in accordance with the recognition and measurement principles laid down in Indian Accounting Standard ('Ind AS') - 34 'Interim Financial Reporting', notified under section 133 of the Companies Act, 2013 read with Companies (Indian Accounting Standards) Rules, 2015, as amended from time to time, and other accounting principles generally accepted in India.
- The above is an extract of Unaudited Consolidated Financial Results filed with the Stock Exchanges under Regulation 33 of the SEBI (Listing Obligations and Disclosure Requirements) Regulations, 2015. The unaudited Financial Results are available on the Stock Exchange website (www.bseindia.com) and on the Group's website (www.pkrgroup.in).
- No Provision for Deferred Tax Liabilities/ Deferred Tax Assets has been recognized during the quarter and half year ended 30th Sep 2023 due to carried forward business losses and unabsorbed depreciation.
- In the aforesaid consolidated financials results all the figures are unaudited except for the figures for the year ended 31st March 2023. The figures for the second quarter in each of the financial year are the balancing figures between figures in respect of the half year ended and the published year to date reviewed figures upto the end of the first quarter of the respective financial year.



Place:-Noida  
Date: 09th November 2023

For and on behalf of the Board  
Advance Metering Technology Limited



(P.K Ranade)  
Chairman-cum-Managing Director  
DIN-00005359

**ADVANCE METERING TECHNOLOGY LIMITED**

Regd.Off.: LGF, E-8/1, Malviya Nagar, Near Geeta Bhawan Mandir, New Delhi - 110017

Corporate Office:C-4 to C11, Hosiery Complex, Phase-II Extension, Noida-201305

Tel: 0120 6958777, Email:corporate@pkrgroup.in,Web: www.pkrgroup.in

CIN # L31401DL2011PLC271394

**Statement of Unaudited Consolidated Financial Results for the Quarter and Half Year Ended 30th Sep 2023**

( ₹ in Lakhs)

S. No.	Particulars	Consolidated					
		Quarter Ended			Half Year Ended		Year Ended
		30th Sep-23 (Unaudited)	30th Jun-23 (Unaudited)	30th Sep-22 (Unaudited)	30th Sep-23 (Unaudited)	30th Sep-22 (Unaudited)	31st Mar-23 (Audited)
1.	<b>Income from operations</b>						
	(a) Revenue from Operations	539.37	477.64	485.55	1,017.01	1,019.60	1,843.05
	(b) Other Income	120.77	141.18	70.90	261.95	92.04	204.97
	<b>Total Income from operations</b>	<b>660.14</b>	<b>618.82</b>	<b>556.45</b>	<b>1,278.96</b>	<b>1,111.64</b>	<b>2,048.02</b>
2.	<b>Expenses</b>						
	(a) Cost of materials consumed	163.77	134.60	160.43	298.37	206.31	451.56
	(b) Changes in inventories of finished goods, work-in-progress and stock-in-trade	(28.75)	38.84	(30.62)	10.09	0.83	15.92
	(c) Employees benefits expense	191.88	183.18	175.06	375.06	334.14	749.07
	(d) Finance costs	21.54	20.32	47.21	41.86	81.51	138.82
	(e) Depreciation and amortisation expense	118.45	115.17	113.21	233.62	225.58	485.46
	(f) Other expenses	142.71	137.63	167.58	280.34	320.65	843.78
	<b>Total expenses</b>	<b>609.60</b>	<b>629.74</b>	<b>632.87</b>	<b>1,239.34</b>	<b>1,169.02</b>	<b>2,684.61</b>
3.	<b>Profit / (Loss) before exceptional items</b>	<b>50.54</b>	<b>(10.92)</b>	<b>(76.42)</b>	<b>39.62</b>	<b>(57.38)</b>	<b>(636.59)</b>
4.	<b>Exceptional Items {Net - Gain/(Loss)}</b>	-	-	(118.19)	-	(118.19)	1,188.17
5.	<b>Profit / (Loss) before tax and after exceptional items</b>	<b>50.54</b>	<b>(10.92)</b>	<b>(194.61)</b>	<b>39.62</b>	<b>(175.57)</b>	<b>551.58</b>
6.	<b>Tax expenses</b>						
	Current Tax	-	-	(0.22)	-	-	1.46
	Deferred Tax	-	-	-	-	-	-
7.	<b>Profit / (Loss) for the period after tax</b>	<b>50.54</b>	<b>(10.92)</b>	<b>(194.39)</b>	<b>39.62</b>	<b>(175.57)</b>	<b>550.12</b>
8.	<b>Other Comprehensive Income (OCI)</b>						
	a) i Items that will not be classified to profit or loss						
	Remeasurement benefits (losses) on defined benefit obligation	(0.65)	2.20	1.17	1.55	2.64	0.56
	ii Income tax relating to items that will not be reclassified to profit or loss	-	-	-	-	-	-
	b) i Items that will be classified to profit or loss	0.42	(1.17)	(10.48)	(0.75)	(13.49)	(3.44)
	ii Income tax relating to items that will be reclassified to profit or loss	-	-	-	-	-	-
	<b>Total Other Comprehensive Income (Net of Tax)</b>	<b>(0.23)</b>	<b>1.03</b>	<b>(9.31)</b>	<b>0.80</b>	<b>(10.85)</b>	<b>(2.88)</b>
9.	<b>Total Comprehensive Income for the period</b>	<b>50.31</b>	<b>(9.89)</b>	<b>(203.70)</b>	<b>40.42</b>	<b>(186.42)</b>	<b>547.24</b>
	<b>Profit for the year attributable to:</b>						
	- owner of the parent	50.54	(10.92)	(194.39)	39.62	(175.57)	550.12
	- Non Controlling interest	-	-	-	-	-	-
	<b>Other Comprehensive Income for the year attributable to:</b>						
	- owner of the parent	(0.23)	1.03	(9.31)	0.80	(10.85)	(2.88)
	- Non Controlling interest	-	-	-	-	-	-
	<b>Total Comprehensive Income for the year attributable to:</b>						
	- owner of the parent	50.31	(9.89)	(203.70)	40.42	(186.42)	547.24
	- Non Controlling interest	-	-	-	-	-	-
10.	Paid-up Equity Share Capital (Face Value per Share ₹ 5/-Each )	802.87	802.87	802.87	802.87	802.87	802.87
11.	Other equity	NA	NA	NA	NA	NA	9,330.71
12.	Earning Per Share (quarterly results are not annualised) before and after exceptional items (₹) (Face value ₹ 5 per share)						
	a) Basic	0.31	(0.07)	(1.21)	0.25	(1.09)	(3.97)
	b) Diluted	0.31	(0.07)	(1.21)	0.25	(1.09)	(3.97)
13.	<b>Ratios</b>						
	Current Ratio	3.66	3.48	2.85	3.66	2.85	4.51
	Total Debts to Total Assets	0.06	0.05	0.06	0.06	0.07	0.05
	Debtors Turnover	0.59	0.65	0.45	1.20	1.08	2.66
	Inventory Turnover Ratio	0.78	0.67	0.62	1.40	1.28	2.38
	Operating Margin (%)	18.79%	13.12%	22.61%	19.81%	34.02%	19.25%
	Net Profit Margin (%)	7.66%	(1.76%)	(34.97%)	3.10%	(15.79%)	(31.08%)



Place:-Noida

Date: 09th November 2023

For and on behalf of the Board  
Advance Metering Technology Limited

(P.K Ranade)  
Chairman-cum-Managing Director  
DIN-0005359



**ADVANCE METERING TECHNOLOGY LIMITED**

Regd.Off.: LGF, E-8/1, Malviya Nagar, Near Geeta Bhawan Mandir, New Delhi - 110017

Corporate Office:C-4 to C11, Hosiery Complex, Phase-II Extension, Noida-201305

Tel: 0120 6958777, Email:corporate@pkrgroup.in,Web: www.pkrgroup.in

CIN # L31401DL2011PLC271394

**Statement of Consolidated Segment wise Revenue and Results for the Quarter and Half Year Ended 30th Sep 2023 ( ₹ in Lakhs)**

S. No.	Particulars	Consolidated					
		Quarter Ended			Half Year Ended		Year Ended
		30th Sep-23 (Unaudited)	30th Jun-23 (Unaudited)	30th Sep-22 (Unaudited)	30th Sep-23 (Unaudited)	30th Sep-22 (Unaudited)	31st Mar-23 (Audited)
<b>1</b>	<b>Segment Revenue (Gross)</b>						
	a) Power Generation	261.71	215.93	220.46	477.64	573.49	745.51
	b) Meters & Others	277.66	261.71	265.09	539.37	446.11	1,097.54
	<b>Total</b>	<b>539.37</b>	<b>477.64</b>	<b>485.55</b>	<b>1,017.01</b>	<b>1,019.60</b>	<b>1,843.05</b>
	Less : Inter Segment Revenue	-	-	-	-	-	-
	<b>Income from Operations (Gross)</b>	<b>539.37</b>	<b>477.64</b>	<b>485.55</b>	<b>1,017.01</b>	<b>1,019.60</b>	<b>1,843.05</b>
<b>2</b>	<b>Segment Results (Net Profit(+)/Loss(-) before Tax &amp; Interest from each Segment)</b>						
	a) Power Generation	172.22	129.45	130.70	301.67	390.77	370.96
	b) Meters & Others	(48.84)	(92.94)	(50.38)	(141.78)	(141.54)	(411.62)
	<b>Total</b>	<b>123.38</b>	<b>36.51</b>	<b>80.32</b>	<b>159.89</b>	<b>249.23</b>	<b>(40.66)</b>
	Less : Interest	(21.54)	(20.32)	(47.21)	(41.86)	(81.51)	(138.82)
	Less : Other Unallocable Expenses Net off Unallocable Income	(51.30)	(27.11)	(227.72)	(78.41)	(343.29)	731.06
	<b>Profit / (Loss) before tax and after exceptional items</b>	<b>50.54</b>	<b>(10.92)</b>	<b>(194.61)</b>	<b>39.62</b>	<b>(175.57)</b>	<b>551.58</b>

**Statement of Consolidated Segment wise Assets and Liabilities as at 30th Sep 2023 ( ₹ in Lakhs)**

S. No.	Particulars	Consolidated					
		As at					
		30th Sep-23 (Unaudited)	30th Jun-23 (Unaudited)	30th Sep-22 (Unaudited)	30th Sep-23 (Unaudited)	30th Sep-22 (Unaudited)	31st Mar-23 (Audited)
<b>1</b>	<b>Segment Assets</b>						
	a) Power Generation	5,169.37	5,013.31	5,351.15	5,169.37	5,351.15	4,850.27
	b) Meters & Others	1,884.44	1,900.50	2,537.44	1,884.44	2,537.44	2,074.31
	c) Others- Unallocable	4,958.88	5,038.27	8,190.80	4,958.88	8,190.80	4,990.95
	<b>Total</b>	<b>12,012.69</b>	<b>11,952.08</b>	<b>16,079.39</b>	<b>12,012.69</b>	<b>16,079.39</b>	<b>11,915.53</b>
	<b>Segment Liabilities</b>						
	a) Power Generation	76.19	94.60	38.52	76.19	38.52	49.91
	b) Meters & Others	591.46	522.27	1,073.05	591.46	1,073.05	565.37
	c) Others- Unallocable	1,171.04	1,211.52	5,567.89	1,171.04	5,567.89	1,166.67
	<b>Total</b>	<b>1,838.69</b>	<b>1,828.39</b>	<b>6,679.46</b>	<b>1,838.69</b>	<b>6,679.46</b>	<b>1,781.95</b>



Place:-Noida

Date: 09th November 2023

For and on behalf of the Board  
Advance Metering Technology Limited



(P.K Ranade)  
Chairman-cum-Managing Director  
DIN-00005359

# AMTL

ADVANCE METERING TECHNOLOGY LIMITED

## ADVANCE METERING TECHNOLOGY LIMITED

Regd.Off.: LGF, E-8/1, Malviya Nagar, Near Geeta Bhawan Mandir, New Delhi - 110017

Corporate Office:C-4 to C11, Hosiery Complex, Phase-II Extension, Noida-201305

Tel: 0120 6958777, Email:corporate@pkrgroup.in,Web: www.pkrgroup.in

CIN # L31401DL2011PLC271394

### Consolidated Unaudited Statement of Assets and Liabilities as at 30th Sep 2023

( ₹ in Lakhs)

Particulars	Consolidated	
	As at 30th Sep-23	As at 31st Mar-23
	Unaudited	Audited
<b>ASSETS</b>		
<b>Non-Current Assets</b>		
Property, Plant and Equipment	5,762.57	5,826.25
Right of Use Assets	404.90	462.74
Other Intangible Assets	17.88	21.23
Financial Assets		
Other Financial Assets	1,263.62	524.37
Other Non-Current Assets	6.60	8.02
<b>Total Non-Current Assets</b>	<b>7,455.57</b>	<b>6,842.61</b>
<b>Current Assets</b>		
Inventories	704.24	753.16
Financial Assets		
Investments	2,159.81	407.34
Trade Receivables	1,031.76	661.21
Cash and Cash Equivalents	65.27	297.35
Other Balances with Bank	423.57	2,775.30
Loans	1.93	2.49
Other Financial Assets	5.24	25.85
Current Tax Assets (Net)	84.27	104.43
Other Current Assets	81.03	45.79
<b>Total Current Assets</b>	<b>4,557.12</b>	<b>5,072.92</b>
<b>TOTAL ASSETS</b>	<b>12,012.69</b>	<b>11,915.53</b>
<b>EQUITY AND LIABILITIES</b>		
<b>Equity</b>		
Equity Share Capital	802.87	802.87
Other Equity	9,371.13	9,330.71
<b>Total Equity</b>	<b>10,174.00</b>	<b>10,133.58</b>
<b>Liabilities</b>		
<b>Non-Current Liabilities</b>		
Financial Liabilities		
Borrowings	194.55	199.31
Lease Liabilities	354.91	411.57
Other Financial Liabilities	3.45	3.30
Provisions	40.36	43.55
<b>Total Non-Current Liabilities</b>	<b>593.27</b>	<b>657.73</b>
<b>Current Liabilities</b>		
Financial Liabilities		
Borrowings	500.18	350.43
Lease Liabilities	107.05	98.34
Trade Payables		
Total outstanding dues of micro enterprises and small enterprises; and	80.24	26.23
Total outstanding dues of creditors other than micro enterprises and small enterprises	327.36	380.39
Other Financial Liabilities	183.84	185.47
Provisions	10.65	19.44
Other Current Liabilities	36.10	63.92
<b>Total Current Liabilities</b>	<b>1,245.42</b>	<b>1,124.22</b>
<b>TOTAL EQUITY AND LIABILITIES</b>	<b>12,012.69</b>	<b>11,915.53</b>





## ADVANCE METERING TECHNOLOGY LIMITED

Regd.Off.: LGF, E-8/1, Malviya Nagar, Near Geeta Bhawan Mandir, New Delhi - 110017

Corporate Office:C-4 to C11, Hosiery Complex, Phase-II Extension, Noida-201305



Tel: 0120 6958777, Email:corporate@pkrgroup.in,Web: www.pkrgroup.in



CIN # L31401DL2011PLC271394

### Consolidated Unaudited Statement of Cashflow for the Half Year Ended 30th Sep 2023

( ₹ in Lakhs)

Particulars	Consolidated	
	Half Year Ended	
	30th Sep-23	30th Sep-22
	Unaudited	Unaudited
<b>A. CASH FLOW FROM OPERATING ACTIVITIES</b>		
Profit/ (Loss) Before Tax	39.62	(175.57)
Adjustment For :		
Depreciation and Amortisation Expense	233.62	225.58
Finance Cost	40.70	79.10
Interest Income	(96.26)	(26.96)
Loss/ (Profit) from Sale of Property, Plant and Equipment (net)	0.60	101.52
Remeasurement of defined obligations	1.55	2.64
Impairment loss/(Profit) on ECL on Trade Receivables	(3.42)	15.85
Net (gain)/loss on financial asset remeasured at fair value	(158.13)	4.80
<b>Operating Profit/ (Loss) before Working Capital changes</b>	<b>58.28</b>	<b>226.96</b>
Movement in Working Capital		
Increase/ (Decrease) in Trade Payables	0.98	(186.82)
Increase/ (Decrease) in Other Financial Liabilities	(1.48)	(31.22)
Increase/ (Decrease) in Provisions	(12.73)	(13.90)
Increase/ (Decrease) in Other Current & Non-Current Liabilities	(28.42)	(18.48)
Increase/ (Decrease) in lease liabilities	(47.95)	-
Decrease/ (Increase) in Trade Receivables	(367.13)	(444.11)
Decrease/ (Increase) in Inventories	48.92	(10.18)
Decrease/ (Increase) in Loans	0.56	0.12
Decrease/ (Increase) in Other Financial Asset	(718.64)	(236.18)
Decrease/ (Increase) in Other Current & Non-Current Asset	(33.82)	(10.43)
<b>Cash generated from/(used in) Operations</b>	<b>(1,101.43)</b>	<b>(724.24)</b>
Taxes Paid	20.16	(31.00)
<b>Net Cash Flow From/ (Used In) Operating Activities</b>	<b>(1,081.27)</b>	<b>(755.24)</b>
<b>B. CASH FLOW FROM INVESTING ACTIVITIES</b>		
Payment for acquisition of Property, Plant and Equipment	(117.17)	(52.97)
Proceeds from sale of Property, Plant and Equipment	8.42	511.85
Advances received on account of assets held for sale	-	3,366.89
Sale/Purchases of Current Investments( Net)	(1,594.34)	5.68
Interest Received	96.26	26.96
Bank Balances not Considered as Cash & Cash Equivalents	2,351.73	(258.88)
<b>Net Cash Flow From/ (Used In) Investing Activities</b>	<b>744.90</b>	<b>3,599.53</b>
<b>C. CASH FLOW FROM FINANCING ACTIVITIES</b>		
Proceeds from Borrowings	166.68	56.59
Repayment of Borrowings	(21.69)	(853.24)
Repayment of Lease Liability	-	(54.90)
Finance Cost	(40.70)	(50.45)
<b>Net Cash Flow From/ (Used In) Financing Activities</b>	<b>104.29</b>	<b>(902.00)</b>
<b>Net Increase/(Decrease)in Cash and Cash Equivalents (A+B+C)</b>	<b>(232.08)</b>	<b>1,942.29</b>
<b>Cash and Cash Equivalents at the beginning of year</b>	<b>297.35</b>	<b>537.34</b>
<b>Cash and Cash Equivalents at the end of year</b>	<b>65.27</b>	<b>2,479.63</b>
<b>Cash and Cash Equivalents at the end of year comprises</b>		
Balance in Current Account	64.06	2,478.59
Cash on hand	1.21	1.04
<b>Total</b>	<b>65.27</b>	<b>2,479.63</b>



<b>Notes to Consolidated Financial Results:</b>	
<b>1</b>	The above consolidated financial results were reviewed by the Audit Committee at the meeting held on 09th November 2023 and approved and taken on record by the Board of Directors at the meeting held on 09th November 2023. These have been subjected to limited review by the statutory auditors of the Group.
<b>2</b>	These consolidated financial results have been prepared in accordance with the recognition and measurement principles laid down in Indian Accounting Standard ('Ind AS') - 34 'Interim Financial Reporting', notified under section 133 of the Companies Act, 2013 read with Companies (Indian Accounting Standards) Rules, 2015, as amended from time to time, and other accounting principles generally accepted in India.
<b>3</b>	No Provision for Deferred Tax Liabilities/ Deferred Tax Assets has been recognized during the quarter ended and half year 30th Sep 2023 due to carried forward business losses and unabsorbed depreciation.
<b>4</b>	In the aforesaid consolidated financials results all the figures are unaudited except for the figures for the year ended 31st March 2023. The figures for the second quarter in each of the financial year are the balancing figures between figures in respect of the half year ended and the published year to date reviewed figures upto the end of the first quarter of the respective financial year.
	<div style="display: flex; justify-content: space-between; align-items: center;"> <div style="text-align: center;">  <p>Place:-Noida Date: 09th November 2023</p> </div> <div style="text-align: center;"> <p><b>For and on behalf of the Board Advance Metering Technology Limited</b></p>  <p><b>(P.K Ranade)</b> Chairman-cum-Managing Director DIN-00005359</p> </div> </div>