

# ETHOS LIMITED

KAMLA CENTRE, SCO 88-89, SECTOR 8-C

Chandigarh-160 009 INDIA

Phone : +91 172 2548223/24/27, 2544378/79

Fax : +91 172 2548302

CIN – L52300HP2007PLC030800

PAN – AADCK2345N

Ref. no.: Ethos/Secretarial/2022-23/42

Dated: November 3, 2022

**BSE Limited**  
**Phiroze Jeejeebhoy Towers,**  
**Dalal Street, Mumbai - 400001**

**National Stock Exchange of India Limited**  
**Exchange Plaza, C-1, Block G,**  
**Bandra Kurla Complex, Bandra,**  
**Mumbai - 400 051**

**Scrip Code: 543532**

**Trading symbol: ETHOSLTD**

**Subject : Outcomes of Board Meeting under Regulation 30 of the Securities and Exchange Board of India (Listing Obligations and Disclosure Requirements) Regulations, 2015, as amended ("Listing Regulations")**

Dear Sir/Ma'am

Greetings from Ethos.

Pursuant to Regulation 30 of SEBI (Listing Obligations and Disclosure Requirements) Regulations, 2015 ("SEBI Listing Regulations"), we wish to inform you that the Board of Directors of the Company in its meeting held today i.e., November 3, 2022, have, inter alia, approved and taken on record the following items:-

1. Unaudited Financial Results (Standalone and Consolidated) for the quarter and half year ended on September 30, 2022. Further, in terms of Regulation 33 of SEBI Listing Regulations, we are enclosing herewith the copy of Unaudited Financial Results (Standalone and Consolidated) along with the Auditor's Limited Review Report on the Unaudited Financial Results (Standalone and Consolidated) for the quarter and half year ended on September 30, 2022 as **Annexure - I.**

The financial results will be published in the newspapers as required under the Listing Regulations and these results are also being made available on the website of the Company at [www.ethoswatches.com](http://www.ethoswatches.com)

2. Re-appointment of Mr. Yashovardhan Saboo (DIN – 00012158) as Chairman and Managing Director of the Company for a further term of 1 (one) year with effect from 1<sup>st</sup> December, 2022.
3. Appointment of Mr. Charu Sharma (DIN – 02276310), as an Additional Director (Independent) of the Company.

---

**Registered Office:**

Plot 3, Sector III, Parwanoo-173 220 INDIA

# ETHOS LIMITED

KAMLA CENTRE, SCO 88-89, SECTOR 8-C

Chandigarh-160 009 INDIA

Phone : +91 172 2548223/24/27, 2544378/79

Fax : +91 172 2548302

CIN – L52300HP2007PLC030800

PAN – AADCK2345N

Disclosure of information pursuant to Regulation 30 of the Listing Regulations read with SEBI Circular No.CIR/CFD/CMD/4/2015 dated September 9, 2015 in respect of matters stated at point nos. 2 and 3 above are enclosed as **Annexure II.**

The meeting of the Board of Directors commenced at 4.30 p.m. and concluded at 6.30 p.m.

We would request you to please take the aforesaid information and documents on record.

Thanking you

Yours truly

For **Ethos Limited**

**Anil Kumar**

**Company Secretary and Compliance Officer**

**Membership no. F8023**

Encl.: as above

---

**Registered Office:**

Plot 3, Sector III, Parwanoo-173 220 INDIA

**Independent Auditor's Review Report on the Quarterly and Year to Date Unaudited Standalone Financial Results of the Company Pursuant to the Regulation 33 of the SEBI (Listing Obligations and Disclosure Requirements) Regulations, 2015, as amended****Review Report to  
The Board of Directors  
Ethos limited**

1. We have reviewed the accompanying statement of unaudited standalone financial results of Ethos Limited (the "Company") for the quarter ended September 30, 2022 and year to date from April 01, 2022 to September 30, 2022 (the "Statement") attached herewith, being submitted by the Company pursuant to the requirements of Regulation 33 of the SEBI (Listing Obligations and Disclosure Requirements) Regulations, 2015, as amended (the "Listing Regulations").
2. The Company's Management is responsible for the preparation of the Statement in accordance with the recognition and measurement principles laid down in Indian Accounting Standard 34, (Ind AS 34) "Interim Financial Reporting" prescribed under Section 133 of the Companies Act, 2013 as amended, read with relevant rules issued thereunder and other accounting principles generally accepted in India and in compliance with Regulation 33 of the Listing Regulations. The Statement has been approved by the Company's Board of Directors. Our responsibility is to express a conclusion on the Statement based on our review.
3. We conducted our review of the Statement in accordance with the Standard on Review Engagements (SRE) 2410, "Review of Interim Financial Information Performed by the Independent Auditor of the Entity" issued by the Institute of Chartered Accountants of India. This standard requires that we plan and perform the review to obtain moderate assurance as to whether the Statement is free of material misstatement. A review of interim financial information consists of making inquiries, primarily of persons responsible for financial and accounting matters, and applying analytical and other review procedures. A review is substantially less in scope than an audit conducted in accordance with Standards on Auditing and consequently does not enable us to obtain assurance that we would become aware of all significant matters that might be identified in an audit. Accordingly, we do not express an audit opinion.
4. Based on our review conducted as above, nothing has come to our attention that causes us to believe that the accompanying Statement, prepared in accordance with the recognition and measurement principles laid down in the aforesaid Indian Accounting Standards ('Ind AS') specified under Section 133 of the Companies Act, 2013 as amended, read with relevant rules issued thereunder and other accounting principles generally accepted in India, has not disclosed the information required to be disclosed in terms of the Listing Regulations, including the manner in which it is to be disclosed, or that it contains any material misstatement.

**For S.R. BATLIBOI & Co. LLP**

Chartered Accountants

ICAI Firm registration number: 301003E/E300005



---

**per Anil Gupta**

Partner

Membership No.: 87921



UDIN: 22087921BBYOZZ3750

New Delhi

Date: November 03, 2022



Standalone Balance Sheet as at September 30, 2022

(Rs. In Lakhs)

Particulars	As at September 30, 2022	As at 31 March 2022
<b>ASSETS</b>		
<b>Non-current assets</b>		
Property, plant and equipment	3,549.85	3,672.24
Capital work-in-progress	440.48	-
Intangible assets	4,073.97	66.30
Right-of-use assets	8,400.27	9,159.13
Intangible assets under development	1.03	-
Financial assets	-	-
- Investments	595.99	581.11
- Loans	6.31	3.67
- Other financial assets	2,051.34	1,106.96
Non-current tax assets (net)	186.00	185.35
Deferred tax assets (net)	828.47	893.98
Other non-current assets	231.38	1,479.39
<b>Total non-current assets</b>	<b>20,365.09</b>	<b>17,148.13</b>
<b>Current assets</b>		
Inventories	31,237.47	24,993.29
Financial assets	-	-
- Trade receivables	644.86	518.26
- Cash and cash equivalents	1,274.25	3,726.94
- Other bank balances	25,218.90	209.09
- Loans	26.24	26.94
- Other financial assets	1,064.31	708.13
Other current assets	4,444.98	3,404.20
<b>Total current assets</b>	<b>63,911.01</b>	<b>33,586.85</b>
<b>Total Assets</b>	<b>84,276.10</b>	<b>50,734.98</b>
<b>EQUITY AND LIABILITIES</b>		
<b>Equity</b>		
Equity share capital	2,334.92	1,907.82
Other equity	57,434.20	21,278.22
<b>Total equity</b>	<b>59,769.12</b>	<b>23,186.04</b>
<b>Liabilities</b>		
<b>Non-current liabilities</b>		
Financial liabilities		
- Borrowings	773.17	2,764.42
- Lease liabilities	7,185.26	7,948.57
- Other financial liabilities	25.19	66.90
Provisions	177.31	134.00
<b>Total non-current liabilities</b>	<b>8,160.93</b>	<b>10,913.89</b>
<b>Current liabilities</b>		
Financial liabilities		
- Borrowings	208.37	3,177.81
- Lease liabilities	2,055.78	2,238.40
-Trade payables		
-total outstanding dues of micro enterprises and small enterprises	53.81	86.93
-total outstanding dues of creditors other than micro enterprises and small enterprises	8,611.51	8,605.57
-Other financial liabilities	3,576.36	943.86
Other current liabilities	1,354.56	1,268.67
Provisions	321.75	313.81
Current tax liabilities (net)	163.91	-
<b>Total current liabilities</b>	<b>16,346.05</b>	<b>16,635.05</b>
<b>Total liabilities</b>	<b>24,506.98</b>	<b>27,548.94</b>
<b>Total Equity and Liabilities</b>	<b>84,276.10</b>	<b>50,734.98</b>



*Daboo*





Statement of Standalone Unaudited Financial Results for the quarter and half year ended September 30, 2022  
(Rupees in lakhs except share data, per share data and unless otherwise stated)

S.No.	Particulars	Quarter ended			Half Year ended		Year ended
		September 30, 2022 (Unaudited)	June 30, 2022 (Unaudited)	September 30, 2021 (Unaudited)	September 30, 2022 (Unaudited)	September 30, 2021 (Unaudited)	March 31, 2022 (Audited)
	<b>Income</b>						
1	Revenue from operations	17,772.38	17,356.05	13,437.30	35,128.43	22,331.40	57,728.37
2	Other income (Refer Note 5 below)	380.59	222.46	253.12	603.05	767.48	1,347.87
3	<b>Total income (1+2)</b>	<b>18,152.97</b>	<b>17,578.51</b>	<b>13,690.42</b>	<b>35,731.48</b>	<b>23,098.88</b>	<b>59,076.24</b>
4	<b>Expenses</b>						
	Purchase of stock-in-trade	14,868.86	15,307.57	12,697.67	30,176.43	17,547.53	46,328.61
	Changes in inventories of stock-in-trade	(2,826.47)	(3,417.71)	(2,885.22)	(6,244.18)	(1,374.69)	(5,216.17)
	Employee benefits expense	1,173.44	1,196.49	1,036.46	2,369.93	1,840.73	4,075.23
	Finance costs	334.05	423.06	392.56	757.11	759.41	1,664.56
	Depreciation and amortisation expense	819.85	808.79	790.67	1,628.64	1,486.75	3,141.18
	Other expenses	1,983.86	1,566.45	1,290.83	3,550.31	2,334.76	5,962.24
	<b>Total expenses</b>	<b>16,353.59</b>	<b>15,884.65</b>	<b>13,322.97</b>	<b>32,238.24</b>	<b>22,594.49</b>	<b>55,955.65</b>
5	<b>Profit before tax (3-4)</b>	<b>1,799.38</b>	<b>1,693.86</b>	<b>367.45</b>	<b>3,493.24</b>	<b>504.39</b>	<b>3,120.59</b>
6	<b>Tax expense</b>	<b>447.96</b>	<b>430.59</b>	<b>102.62</b>	<b>878.55</b>	<b>148.37</b>	<b>784.29</b>
	Current tax	347.28	465.76	165.76	813.04	193.83	866.90
	Deferred tax charge/(Credit)	100.68	(35.17)	(63.14)	65.51	(45.46)	(82.61)
7	<b>Net Profit for the period/year (5-6)</b>	<b>1,351.42</b>	<b>1,263.27</b>	<b>264.83</b>	<b>2,614.69</b>	<b>356.02</b>	<b>2,336.30</b>
8	<b>Other Comprehensive Income (OCI)</b>						
	Items that will not be reclassified to profit or loss						
	- Re-measurement of income/(loss) on defined benefit plans	-	-	(3.30)	-	(3.30)	1.79
	- Income tax relating to items that will not be re-classified to profit and loss	-	-	0.83	-	0.83	(0.45)
9	<b>Total Comprehensive income for the period/year (7+8)</b>	<b>1,351.42</b>	<b>1,263.27</b>	<b>262.36</b>	<b>2,614.69</b>	<b>353.55</b>	<b>2,337.64</b>
10	<b>Earnings per share of Rs. 10 each (not annualised)</b>						
	Basic	6.57	6.48	1.45	12.71	1.95	12.67
	Diluted	6.57	6.48	1.45	12.71	1.95	12.67
11	<b>Paid-up equity share capital (face value of shares of Rs.10)</b>	<b>2,334.92</b>	<b>2,334.92</b>	<b>1,831.76</b>	<b>2,334.92</b>	<b>1,831.76</b>	<b>1,907.82</b>
12	<b>Other Equity</b>	<b>-</b>	<b>-</b>	<b>-</b>	<b>-</b>	<b>-</b>	<b>21,278.22</b>

*Dabno*



Standalone Cash Flow Statement for the half year ended September 30, 2022

(All amounts in Rs. lakhs, except for share data and if otherwise stated)

Particulars	For the half year ended September 30, 2022	For the half year ended 30 September 2021
<b>A. OPERATING ACTIVITIES</b>		
Profit before tax	3,493.24	504.39
Adjustments to reconcile profit before tax to net cash flows:		
Depreciation and amortization expense	1,628.64	1,486.75
Property, plant and equipment written off and loss on sale of property, plant & equipment	0.27	15.31
Share of (Profit)/loss in partnership firm	(14.88)	62.84
Interest expense	746.29	753.67
Interest income	(484.74)	(106.55)
Provisions/liabilities no longer required written back	(45.52)	(82.46)
Share options lapsed	-	(9.41)
Unrealized foreign exchange gain	9.08	(25.44)
Allowance for bad and doubtful debts/(written back)	(5.68)	(33.19)
Rent waiver on lease liabilities	-	(531.15)
Gain on termination of lease contracts	(6.70)	(14.13)
Advances / deposits / Bad debts written off	10.38	45.66
<b>Cash generated from operations before working capital changes</b>	<b>5,330.38</b>	<b>2,066.29</b>
Movements in working capital:		
(Increase) in loans	(1.94)	(20.03)
(Increase)/ Decrease in other financial assets	(475.55)	274.56
(Increase) in other non current & current assets	(1,046.60)	(92.44)
(Increase) in inventories	(6,244.18)	(1,374.69)
(Increase)/Decrease in trade receivables	(131.30)	606.94
Increase in provisions	51.24	40.25
(Decrease)/Increase in trade payables	(8.71)	1,065.93
Increase/ (Decrease) in other financial liabilities	71.24	(68.11)
Increase in other current liabilities	103.84	129.59
<b>Cash (used in)/flow from operations</b>	<b>(2,351.58)</b>	<b>2,628.29</b>
Income tax paid (net)	(649.78)	(162.32)
<b>Net cash (used in)/flow from operating activities (A)</b>	<b>(3,001.36)</b>	<b>2,465.97</b>
<b>B. INVESTING ACTIVITIES</b>		
Acquisition of property, plant and equipment (including intangible assets, capital work in progress, intangible assets under development and capital advances)	(796.82)	(370.40)
Proceeds from sale of property, plant and equipment	4.08	12.67
Payment towards purchase of investments	(0.00)	(75.01)
Investment in bank deposits (having original maturity of more than three months)	(25,413.66)	(509.50)
Interest received	50.02	26.37
<b>Net Cash (used in) investing activities (B)</b>	<b>(26,156.38)</b>	<b>(915.87)</b>



*[Handwritten Signature]*






Standalone Cash Flow Statement for the half year ended September 30, 2022

(All amounts in Rs. lakhs, except for share data and if otherwise stated)

Particulars	For the half year ended September 30, 2022	For the half year ended 30 September 2021
<b>C. FINANCING ACTIVITIES</b>		
Proceeds from issue of equity share capital (including premium)	37,500.00	125.70
Share issue expenses	(3,531.61)	-
Proceeds from non-current borrowings	178.61	1,265.85
Repayment of non-current borrowings	(2,929.25)	(252.69)
Proceeds from current borrowings having maturity period more than 3 months	43.87	56.82
Repayment of current borrowing having maturity period more than 3 months	(577.65)	(160.08)
Proceeds from/repayments of other current borrowings (net)	(1,676.27)	(263.64)
Payment of principal portion of lease liabilities	(1,398.21)	(205.24)
Interest paid on lease liabilities	(550.58)	(496.08)
Interest expense paid	(353.86)	(230.92)
<b>Net cash flow from/(used in) financing activities (C)</b>	<b>26,705.05</b>	<b>(160.28)</b>
<b>NET (DECREASE)/ INCREASE IN CASH AND CASH EQUIVALENTS (A+B+C)</b>	<b>(2,452.69)</b>	<b>1,389.82</b>
Cash and cash equivalents at the beginning of the year	3,726.94	1,713.85
Cash and cash equivalents at the end of the period	1,274.25	3,103.67
Cash and cash equivalents include :		
Balance with banks in current accounts	981.15	1,987.40
Cheques, drafts on hand	71.90	7.25
Cash on hand	84.04	50.50
Credit cards receivable	137.16	58.52
Fixed Deposits with original maturity period of less than 3 months	-	1,000.00
<b>Cash and cash balance at the end of the period</b>	<b>1,274.25</b>	<b>3,103.67</b>



*[Handwritten Signature]*



**ETHOS LIMITED****Notes to unaudited Standalone Financial Results:**

1. The above unaudited standalone financial results have been prepared in accordance with the Indian Accounting Standards ("Ind AS") as prescribed under Section 133 of the Companies Act, 2013 read with relevant rules issued thereunder.
2. The above unaudited standalone financial results have been reviewed and recommended by the Audit Committee and approved by the Board of Directors in their respective meetings held on November 03, 2022 and have been reviewed by the Statutory Auditors of the Company.
3. The Code on Social Security, 2020 ('Code') relating to employee benefits during employment and post-employment benefits received Presidential assent in September 2020. The Code has been published in the Gazette of India. However, the date on which the Code will come into effect has not been notified. The Company will assess the impact of the Code when it comes into effect and will record any related impact in the period when the Code becomes effective.
4. During the quarter ended June 30, 2022, the Company has completed its Initial Public Offering ('IPO') of 45,81,500 equity shares of face value of Rs. 10 each at an issue price of Rs. 878 per share (including securities premium of Rs. 868 per share). The issue comprised of fresh issue of 42,71,070 equity shares aggregating to Rs. 37,500.00 lakhs and offer for sale of 3,10,430 equity shares aggregating to Rs. 2,725.58 lakhs.

Consequent to allotment of fresh issue, the paid-up equity share capital of the Company stands increased from Rs. 1,907.82 lakhs consisting of consisting of 1,90,78,163 equity shares of Rs. 10 each to Rs. 2,334.92 lakhs consisting of 2,33,49,233 Equity Shares of Rs. 10 each.

The total offer expenses in relation to the fresh issue are Rs. 3,531.61 lakhs (excluding taxes). The utilization of IPO proceeds from fresh issue (net of IPO related expense of Rs. 3,531.61 lakhs) is summarized below:

(Rs. in lakhs)	
Particulars	Amount
Amount received from fresh issue	37,500.00
Less: Offer related expenses in relation to the Fresh Issue	(3,531.61)
Net Proceeds available for utilisation	33,968.39

The aforesaid offer related expenses in relation to the Fresh Issue have been adjusted against securities premium as per Section 52 of the Companies Act, 2013.

(Rs. in lakhs)			
Particulars	Amount to be utilised as per prospectus	Utilisation upto September 30, 2022	Unutilized as on September 30, 2022
Repayment or pre-payment certain borrowings	2,989.09	2,989.09	-
Funding working capital requirements	23,496.22	3,758.39	19,737.83
Financing the establishment of new stores and renovation of the certain existing stores	3,327.28	-	3,327.28
Financing the upgradation of ERP	198.01	-	198.01
General corporate purpose*	3,957.79	1,685.34	2,272.45
Total	33,968.39	8,432.82	25,535.57

\*Amount of Rs 3,609.87 lakhs was original proposed in offer document as part of general corporate purpose has been increased by Rs 347.92 lakhs on account of saving in offer expenses.



*Dabno*




Net unutilised proceeds as on September 30, 2022 have been temporarily invested in deposits with scheduled bank and kept in current account with scheduled bank and monitoring agency bank account.

5. The Ministry of Corporate Affairs vide notification dated July 24, 2020 and June 18, 2021, issued an amendment to Ind AS 116- leases, by inserting a practical expedient w.r.t Covid-19-Related Rent Concessions” effective from the period beginning on or after April 1, 2020. Pursuant to the above amendment, the Company has applied the practical expedient by accounting unconditional rent concessions in “Other Income” in the Statement of Profit and Loss as under:

(Rs. in lakhs)					
Quarter ended			Half Year ended		Year ended
September 30, 2022	June 30, 2022	September 30, 2021	September 30, 2022	September 30, 2021	March 31, 2022
-	-	133.55	-	531.15	804.46

6. The Company has entered into an agreement dated January 1, 2022 with its Holding company i.e. KDDL Limited to purchase its brand-name “Ethos” and “Summit” (including trademarks, trade names, logos and all related rights) for an agreed amount of Rs. 3,900 lakhs. Subsequent to the quarter, the Company has paid stamp duty for transfer of the aforesaid brands in its name. Accordingly, the aforesaid brands have been capitalized as intangible assets during the current quarter.
7. Operating segments are reported in a manner consistent with the internal reporting provided to the chief operating decision maker of the Company. As the Chief operating decision maker of the Company assesses the financial performances and position of the Company as a whole and makes strategic decision, the management considers trading of watches, accessories and other luxury items and related services as a single operating segment as per Ind AS 108, hence separate segment disclosures, have not been furnished.

For and on behalf of the Board of Directors of  
Ethos Limited



*(Signature)*  
Mr. Yashvardhan Saboo  
Managing Director

Place: Chandigarh  
Date: November 03, 2022



**Independent Auditor's Review Report on the Quarterly and Year to Date Unaudited Consolidated Financial Results of the Company Pursuant to the Regulation 33 of the SEBI (Listing Obligations and Disclosure Requirements) Regulations, 2015, as amended****Review Report to  
The Board of Directors  
Ethos Limited**


1. We have reviewed the accompanying Statement of Unaudited Consolidated Financial Results of Ethos Limited (the "Holding Company") and its subsidiaries (the Holding Company and its subsidiaries together referred to as "the Group"), and joint venture for the quarter ended June 30, 2022 and year to date from April 01, 2022 to September 30, 2022 (the "Statement") attached herewith, being submitted by the Holding Company pursuant to the requirements of Regulation 33 of the SEBI (Listing Obligations and Disclosure Requirements) Regulations, 2015, as amended (the "Listing Regulations").
2. The Holding Company's Management is responsible for the preparation of the Statement in accordance with the recognition and measurement principles laid down in Indian Accounting Standard 34, (Ind AS 34) "Interim Financial Reporting" prescribed under Section 133 of the Companies Act, 2013 as amended, read with relevant rules issued thereunder and other accounting principles generally accepted in India and in compliance with Regulation 33 of the Listing Regulations. The Statement has been approved by the Holding Company's Board of Directors. Our responsibility is to express a conclusion on the Statement based on our review.
3. We conducted our review of the Statement in accordance with the Standard on Review Engagements (SRE) 2410, "Review of Interim Financial Information Performed by the Independent Auditor of the Entity" issued by the Institute of Chartered Accountants of India. This standard requires that we plan and perform the review to obtain moderate assurance as to whether the Statement is free of material misstatement. A review of interim financial information consists of making inquiries, primarily of persons responsible for financial and accounting matters, and applying analytical and other review procedures. A review is substantially less in scope than an audit conducted in accordance with Standards on Auditing and consequently does not enable us to obtain assurance that we would become aware of all significant matters that might be identified in an audit. Accordingly, we do not express an audit opinion.

We also performed procedures in accordance with the Circular No. CIR/CFD/CMD1/44/2019 dated March 29, 2019 issued by the Securities and Exchange Board of India under Regulation 33(8) of the Listing Regulations, to the extent applicable.

4. The Statement includes the results of the following entities:

S. No.	Name of subsidiary/ joint venture	Relationship
1	Cognition Digital LLP	Subsidiary
2	Pasadena Retail Private Limited	Joint venture

5. Based on our review conducted and procedures performed as stated in paragraph 3 above and based on the consideration of the review reports of other auditors referred to in paragraph 6 below, nothing has come to our attention that causes us to believe that the accompanying Statement, prepared in accordance with recognition and measurement principles laid down in the aforesaid Indian Accounting Standards





# S.R. BATLIBOI & Co. LLP

Chartered Accountants

(‘Ind AS’) specified under Section 133 of the Companies Act, 2013, as amended, read with relevant rules issued thereunder and other accounting principles generally accepted in India, has not disclosed the information required to be disclosed in terms of the Listing Regulations, including the manner in which it is to be disclosed, or that it contains any material misstatement.

6. The accompanying Statement includes the unaudited interim financial results and other financial information, in respect of:
- one subsidiary, whose unaudited interim financial results include total assets of Rs. 485.36 lakhs, total revenues of Rs 98.99 lakhs and Rs. 149.95 lakhs, total net profit after tax of Rs. 24.00 lakhs and Rs. 14.88 lakhs, total comprehensive income of Rs. 24.00 lakhs and Rs. 14.88 lakhs for the quarter ended and six months ended September 30, 2022 respectively, as considered in the Statement which have been reviewed by its independent auditor.
  - one joint venture, whose unaudited interim financial results include Group’s share of net profit of Rs. 4.35 lakhs and Rs. 20.81 lakhs and Group’s share of total comprehensive income of Rs. 4.35 lakhs and Rs. 20.81 lakhs for the quarter and six months period ended September 30, 2022 respectively, as considered in the Statement whose interim financial results, other financial information have been reviewed by its independent auditor.

The independent auditor’s reports on interim financial results of these entities have been furnished to us by the Management and our conclusion on the Statement, in so far as it relates to the amounts and disclosures in respect of these subsidiary, and joint venture is based solely on the report of such auditors and procedures performed by us as stated in paragraph 3 above.

Our conclusion on the Statement in respect of matters stated in para 6 above is not modified with respect to our reliance on the work done and the reports of the other auditors.

For S.R. BATLIBOI & Co. LLP

Chartered Accountants


ICAI Firm registration number: 301003E/E300005

*Anil Gupta*

per Anil Gupta

Partner

Membership No.: 87921



UDIN: 22087921BBYPOA5423

Place: New Delhi

Date: November 03, 2022

Consolidated Balance Sheet as at September 30, 2022

		(Rs. In Lakhs)	
S.No.	Particulars	As at September 30, 2022	As at 31 March 2022
	<b>ASSETS</b>		
	<b>Non-current assets</b>		
	Property, plant and equipment	3,595.21	3,726.02
	Capital work-in-progress	440.48	-
	Intangible assets	4,073.97	66.30
	Right-of-use assets	8,400.27	9,159.13
	Intangible assets under development	1.03	-
	Investment in joint venture	178.28	157.47
	Financial assets		
	- Loans	6.31	3.67
	- Other financial assets	2,051.34	1,106.96
	Non-current tax assets (net)	186.00	188.32
	Deferred tax assets (net)	842.64	906.17
	Other non-current assets	231.38	1,479.39
	<b>Total non-current assets</b>	<b>20,006.91</b>	<b>16,793.43</b>
	<b>Current assets</b>		
	Inventories	31,237.47	24,993.29
	Financial assets		
	- Trade receivables	644.86	518.26
	- Cash and cash equivalents	1,280.89	3,768.32
	- Other bank balances	25,225.71	215.58
	- Loans	26.24	26.94
	- Other financial assets	1,066.39	710.52
	Other current assets	4,450.57	3,409.35
	<b>Total current assets</b>	<b>63,932.13</b>	<b>33,642.26</b>
	<b>Total Assets</b>	<b>83,939.04</b>	<b>50,435.69</b>
	<b>EQUITY AND LIABILITIES</b>		
	<b>Equity</b>		
	Equity share capital	2,334.92	1,907.82
	Other equity	57,437.48	21,260.67
	<b>Equity attributable to owners of the Company</b>	<b>59,772.40</b>	<b>23,168.49</b>
	Non controlling interest	0.00	0.00
	<b>Total equity</b>	<b>59,772.40</b>	<b>23,168.49</b>
	<b>Liabilities</b>		
	<b>Non-current liabilities</b>		
	Financial liabilities		
	- Borrowings	773.17	2,764.42
	- Lease liabilities	7,185.26	7,948.57
	- Other financial liabilities	25.19	66.90
	Provisions	186.09	142.35
	<b>Total non-current liabilities</b>	<b>8,169.71</b>	<b>10,922.24</b>
	<b>Current liabilities</b>		
	Financial liabilities		
	- Borrowings	208.37	3,177.81
	- Lease liabilities	2,055.78	2,238.40
	- Trade payables		
	-total outstanding dues of micro enterprises and small enterprises	53.81	86.93
	-total outstanding dues of creditors other than micro enterprises and small enterprises	8,217.20	8,267.15
	- Other financial liabilities	3,581.72	952.64
	Other current liabilities	1,371.70	1,276.88
	Provisions	334.20	324.90
	Current tax liabilities (net)	174.15	20.25
	<b>Total current liabilities</b>	<b>15,996.93</b>	<b>16,344.96</b>
	<b>Total liabilities</b>	<b>24,166.64</b>	<b>27,267.20</b>
	<b>Total Equity and Liabilities</b>	<b>83,939.04</b>	<b>50,435.69</b>




*Baboo*





Statement of Consolidated Unaudited Financial Results for the quarter and half year ended September 30, 2022  
(Rupees in lakhs except share data, per share data and unless otherwise stated)

S.No.	Particulars	Quarter ended			Half Year ended		Year ended
		September 30, 2022 (Unaudited)	June 30, 2022 (Unaudited)	September 30, 2021 (Unaudited)	September 30, 2022 (Unaudited)	September 30, 2021 (Unaudited)	March 31, 2022 (Audited)
1	Income						
2	Revenue from operations	17,772.38	17,356.05	13,437.30	35,128.43	22,331.40	57,728.37
3	Other income (Refer Note 6 below)	365.80	223.42	253.19	589.22	767.64	1,277.83
3	Total income (1+2)	18,138.18	17,579.47	13,690.49	35,717.65	23,099.04	59,006.20
4	Expenses						
	Purchase of stock-in-trade	14,868.86	15,307.57	12,697.67	30,176.43	17,547.53	46,328.61
	Changes in inventories of stock-in-trade	(2,826.47)	(3,417.71)	(2,885.22)	(6,244.18)	(1,374.69)	(5,216.17)
	Employee benefits expense	1,217.19	1,239.46	1,075.82	2,456.65	1,928.78	4,238.15
	Finance costs	334.18	423.69	392.65	757.87	760.34	1,667.28
	Depreciation and amortisation expense	824.06	813.00	791.91	1,637.06	1,488.78	3,150.86
	Other expenses	1,908.09	1,524.50	1,262.95	3,432.59	2,276.82	5,687.28
	Total expenses	16,325.92	15,890.51	13,335.78	32,216.43	22,627.56	55,856.01
5	Profit before share of joint venture and income tax (3-4)	1,812.26	1,688.96	354.71	3,501.22	471.48	3,150.19
6	Share of Profit/(Loss) of joint venture (net of income tax)	4.35	16.46	0.55	20.81	(7.00)	2.40
7	Net Profit before tax (5+6)	1,816.61	1,705.42	355.26	3,522.04	464.48	3,152.59
8	Tax expense	460.85	425.69	89.71	886.54	115.29	813.79
	Current tax	357.25	465.76	165.76	823.01	193.83	898.57
	Deferred tax charge/(credit)	103.60	(40.07)	(76.05)	63.53	(78.54)	(84.78)
9	Net Profit for the period/year (7-8)	1,355.77	1,279.73	265.55	2,635.49	349.19	2,338.80
10	Other Comprehensive Income (OCI) Items that will not be reclassified to profit or loss						
	- Re-measurement of income/(loss) on defined benefit plans	-	-	(3.53)	-	(3.53)	1.63
	- Income tax relating to items that will not be re-classified to profit and loss	-	-	0.91	-	0.91	(0.39)
11	Total Comprehensive income for the period/year (8+9)	1,355.77	1,279.73	262.93	2,635.49	346.57	2,340.04
12	Earnings per share of Rs. 10 each (not annualised)						
	Basic	6.59	6.56	1.46	12.81	1.92	12.69
	Diluted	6.59	6.56	1.46	12.81	1.92	12.69
13	Paid-up equity share capital (face value of share of Rs.10)	2,334.92	2,334.92	1,831.76	2,334.92	1,831.76	1,907.82
14	Other Equity	-	-	-	-	-	21,260.67




*(Signature)*



PARTICULARS	For the half year ended September 30, 2022	For the half year ended September 30, 2021
<b>A. OPERATING ACTIVITIES</b>	3,522.05	464.48
Profit before income tax		1,488.78
Adjustments to reconcile profit before tax to net cash flows :	1,637.06	15.31
Depreciation and amortization expense	0.27	754.57
Property, plant and equipment written off and loss on sale of property, plant &	747.05	(106.71)
Interest expense	(484.91)	(82.46)
Interest income	(46.39)	7.00
Provisions/liabilities no longer required written back	(20.81)	(9.41)
Share of profit/(loss) of joint venture	-	(25.44)
Share options lapsed	9.08	(531.15)
Unrealized foreign exchange gain	-	(14.13)
Rent waiver on lease liabilities	(6.70)	(33.19)
Gain on termination of lease contracts	(5.68)	45.66
Allowance for bad and doubtful debts/(written back)	10.38	
Advances / deposits / Bad debts written off	5,361.40	1,973.31
Cash generated from operations before working capital changes	(1.94)	(20.03)
Movements in working capital:	(475.55)	272.48
(Increase) in loans	(1,047.04)	(105.59)
(Increase)/ Decrease in other financial assets	(6,244.18)	(1,374.69)
(Increase)/ Decrease in other assets	(131.30)	606.94
(Increase)/ Decrease in inventories	53.04	42.65
(Increase)/ Decrease in trade receivables	(63.64)	1,178.66
Increase in provisions	67.83	(62.92)
Increase in trade payables	112.71	126.76
Increase/(Decrease) in other financial liabilities	(2,368.67)	2,637.57
Increase in other current liabilities	(666.80)	(191.38)
Cash (used in)/flow from operations	(3,035.47)	2,446.19
Income tax paid (net)		
Net cash (used in)/flow from operating activities (A)		
<b>B. INVESTING ACTIVITIES</b>		
Acquisition of property, plant and equipment (including intangible assets, capital work in progress, intangible assets under development and capital advances)	(796.83)	(377.75)
Proceeds from sale of property, plant and equipment	4.08	12.67
Payment towards purchase of investments	-	(75.01)
Investment in bank deposits (having original maturity of more than three months)	(25,413.99)	(509.84)
Interest received	50.50	26.70
Net cash (used in) investing activities (B)	(26,156.24)	(923.23)
<b>C. FINANCING ACTIVITIES</b>		
Proceeds from issue of equity share capital (including premium)	37,500.00	125.70
Share issue expenses	(3,531.61)	-
Proceeds from non-current borrowings	178.61	1,265.85
Repayment of non-current borrowings	(2,929.26)	(252.69)
Proceeds from current borrowings having maturity period more than 3 months	43.87	56.82
Repayment of current borrowing having maturity period more than 3 months	(577.65)	(160.08)
Proceeds from/repayments of other current borrowings (net)	(1,676.27)	(263.64)
Payment of principal portion of lease liabilities	(1,398.21)	(205.24)
Interest paid on lease liabilities	(550.58)	(496.08)
Interest expense paid	(354.62)	(230.92)
Net cash flow from/(used in) financing activities (C)	26,704.28	(160.28)
<b>NET (DECREASE)/INCREASE IN CASH AND CASH EQUIVALENTS (A+B+C)</b>	(2,487.43)	1,362.68
Cash and cash equivalents at the beginning of the year	3,768.32	1,830.83
Cash and cash equivalents at the end of the period	1,280.89	3,193.51



*Parwanoo*




**Consolidated Cash Flow Statement for the half year ended September 30, 2022**

*(All amounts in Rs. lakhs, except for share data and if otherwise stated)*

PARTICULARS	For the half year ended September 30, 2022	For the half year ended September 30, 2021
Cash and cash equivalents include :		
Balance with banks in current accounts	987.79	2,077.24
Cheques, drafts on hand	71.90	7.25
Cash on hand	84.04	50.50
Credit cards receivable	137.16	58.52
Fixed Deposits with original maturity period of less than 3 months	-	1,000.00
<b>Cash and cash balance at the end of the period</b>	<b>1,280.89</b>	<b>3,193.51</b>



*[Handwritten Signature]*





**ETHOS LIMITED****Notes to unaudited Consolidated financial results:**

- The financial results of following entities have been consolidated with the financial results of Ethos Limited (The Company), hereinafter referred to as "the Group" or "Holding Company":  
Cognition Digital LLP (Subsidiary)  
Pasadena Retail Private Limited (Joint Venture)
- The above unaudited consolidated financial results have been prepared in accordance with the Indian Accounting Standards ("Ind AS") as prescribed under Section 133 of the Companies Act, 2013 read with relevant rules issued thereunder.
- The unaudited consolidated financial results have been reviewed and recommended by the Audit Committee and approved by the Board of Directors in their respective meetings held on November 3, 2022 and have been reviewed by the Statutory Auditors of the Company.
- The Code on Social Security, 2020 ('Code') relating to employee benefits during employment and post-employment benefits received Presidential assent in September 2020. The Code has been published in the Gazette of India. However, the date on which the Code will come into effect has not been notified. The Group will assess the impact of the Code when it comes into effect and will record any related impact in the period when the Code becomes effective.
- During the quarter ended June 30, 2022, the Parent Company has completed its Initial Public Offering ('IPO') of 45,81,500 equity shares of face value of Rs. 10 each at an issue price of Rs. 878 per share (including securities premium of Rs. 868 per share). The issue comprised of fresh issue of 42,71,070 equity shares aggregating to Rs. 37,500 lakhs and offer for sale of 3,10,430 equity shares aggregating to Rs. 2,725.58 lakhs.

Consequent to allotment of fresh issue, the paid-up equity share capital of the Parent Company stands increased from Rs. 1,907.82 lakhs consisting of consisting of 1,90,78,163 equity shares of Rs. 10 each to Rs. 2,334.92 lakhs consisting of 2,33,49,233 Equity Shares of Rs. 10 each.

The total offer expenses in relation to the fresh issue are Rs. 3,531.61 lakhs (excluding taxes). The utilization of IPO proceeds from fresh issue (net of IPO related expense of Rs. 3,531.61 lakhs) is summarized below:


Particulars	(Rs. in lakhs)
	Amount
Amount received from fresh issue	37,500.00
Less: Offer related expenses in relation to the Fresh Issue	(3,531.61)
Net Proceeds available for utilisation	33,968.39

The aforesaid offer related expenses in relation to the Fresh Issue have been adjusted against securities premium as per Section 52 of the Companies Act, 2013.

Particulars	(Rs. in lakhs)		
	Amount to be utilised as per prospectus	Utilisation upto September 30, 2022	Unutilized as on September 30, 2022
Repayment or pre-payment certain borrowings	2,989.09	2,989.09	-
Funding working capital requirements	23,496.22	3,758.39	19,737.83
Financing the establishment of new stores and renovation of the certain existing stores	3,327.28	-	3,327.28
Financing the upgradation of ERP	198.01	-	198.01
General corporate purpose*	3,957.79	1,685.34	2,272.45
<b>Total</b>	<b>33,968.39</b>	<b>8,432.82</b>	<b>25,535.57</b>



*[Handwritten signature]*





\* Amount of Rs 3,609.87 lakhs was original proposed in offer document as part of general corporate purpose has been increased by Rs 347.92 lakhs on account of saving in offer expenses.

Net unutilized proceeds as on September 30, 2022 have been temporarily invested in deposits with scheduled bank and kept in current account with scheduled bank and monitoring agency bank account.

6. The Ministry of Corporate Affairs vide notification dated July 24, 2020 and June 18, 2021, issued an amendment to Ind AS 116- leases, by inserting a practical expedient w.r.t Covid-19-Related Rent Concessions" effective from the period beginning on or after April 1, 2020. Pursuant to the above amendment, the Group has applied the practical expedient by accounting unconditional rent concessions in "Other Income" in the Statement of Profit and Loss as under:

(Rs. in lakhs)

Quarter ended			Half Year ended		Year ended
September 30, 2022	June 30, 2022	September 30, 2021	September 30, 2022	September 30, 2021	March 31, 2022
-	-	133.55	-	531.15	804.46

7. The Parent Company has entered into an agreement dated January 1, 2022 with its Holding company i.e. KDDL Limited to purchase its brand-name "Ethos" and "Summit" (including trademarks, trade names, logos and all related rights) for an agreed amount of Rs. 3,900 lakhs. Subsequent to the current quarter, the Parent Company has paid stamp duty for transfer of the aforesaid brands in its name. Accordingly, the aforesaid brands have been capitalized as intangible assets during the current quarter.
8. Operating segments are reported in a manner consistent with the internal reporting provided to the chief operating decision maker of the Group. As the Chief operating decision maker of the Group assesses the financial performances and position of the Group as a whole and makes strategic decision, the management considers trading of watches, accessories and other luxury items and related services as a single operating segment as per Ind AS 108, hence separate segment disclosures, have not been furnished.

For and on behalf of the Board of Directors of  
Ethos Limited

Place: Chandigarh  
Date: November 03, 2022



Mr Yashovardhan Saboo  
Managing Director



# ETHOS LIMITED

KAMLA CENTRE, SCO 88-89, SECTOR 8-C

Chandigarh-160 009 INDIA

Phone : +91 172 2548223/24/27, 2544378/79

Fax : +91 172 2548302

CIN – L52300HP2007PLC030800

PAN – AADCK2345N

## Annexure – II

**Disclosure of information pursuant to Regulation 30 of the Listing Regulations read with SEBI Circular No.CIR/CFD/CMD/4/2015 dated September 9, 2015**

S.No.	Particulars	Mr. Yashovardhan Saboo	Mr. Charu Sharma
1.	<b>Reason for change viz. re-designation/appointment</b>	Re-appointment as Chairman and Managing Director of the Company	Appointment as Additional Director (Independent) of the Company
2.	<b>Date of re-designation/appointment</b>	At the Board meeting held on Thursday, November 3, 2022	At the Board meeting held on Thursday, November 3, 2022
3.	<b>Brief profile (in case of appointment)</b>	Mr. Yashovardhan Saboo is B.A. (Hons.) and MBA from IIM, Ahmedabad. He started his career in 1980 as Director of Groz-Beckert Saboo Limited, Chandigarh and was the Managing Director of the company from 1991 to 1993. In 1983, he set up Kamla Dials and Devices Limited (now KDDL Limited) as Managing Director of the Company. In 2003, he set up Ethos Limited. In 2006, he set up the Precision Stamping division, EIGEN Engineering, at Bangalore. He has been conferred with “UdyogRatna” Award from PHDCCI in 2005 for valuable contribution to the economic development of Himachal Pradesh.	Mr. Charu Sharma is a sports broadcast and Management Professional. He is a co-founder of Pro Kabbadi League. He was a Former CEO of Royal Challengers, Bangalore. He is an auctioneer, quizmaster, corporate speaker and a show host. He completed his schooling from Mayo College, Ajmer in the year 1974 and finished his college from St. Stephen’s College, Delhi in the year 1979 and Davidson College, North Carolina in the year 1980. He has 40 years of experience covering the highest level of international/national sports, for all the major channels of the region- DD, Star, ESPN, Ten Sports, Sony and others.
4.	<b>Disclosure of relationships between Directors (in case of appointment of a Director)</b>	Mr. Yashovardhan Saboo is not related to any of the Directors of the Company.	Mr. Charu Sharma is not related to any of the Directors of the Company.
5.	<b>Information as required pursuant to BSE Circular</b>	Mr. Yashovardhan Saboo is not debarred from holding the	Mr. Charu Sharma is not debarred from holding the

**Registered Office:**

Plot 3, Sector III, Parwanoo-173 220 INDIA



# ETHOS LIMITED

KAMLA CENTRE, SCO 88-89, SECTOR 8-C

Chandigarh-160 009 INDIA

Phone : +91 172 2548223/24/27, 2544378/79

Fax : +91 172 2548302

CIN – L52300HP2007PLC030800

PAN – AADCK2345N

	<b>with ref. no. LIST/COMP/14/2018-19 and the National Stock Exchange of India Ltd. With ref. no. NSE/CML/2018/24, dated June 20, 2018</b>	office of Director by virtue of any SEBI Order or any other such Authority.	office of Director by virtue of any SEBI Order or any other such Authority.
--	--------------------------------------------------------------------------------------------------------------------------------------------------------------------	-----------------------------------------------------------------------------------	-----------------------------------------------------------------------------------

For Ethos Limited

**Anil Kumar**

**Company Secretary and Compliance Officer**

**Membership no. F8023**

---

**Registered Office:**

Plot 3, Sector III, Parwanoo-173 220 INDIA