



RELIANCE CHEMOTEX INDUSTRIES LIMITED

Date: May 30, 2022

BSE Limited,

PhirozeJeejeebhoy Towers,
Dalal Street,
Mumbai 400 001

**National Stock Exchange of India
Limited,**

Exchange Plaza Plot No C/1, G Block
Bandra-Kurla Complex Bandra (East)
Mumbai 400 051

Scrip Code: 503162

Trading Symbol: RELCHEM Q

Dear Sir/Madam,

Subject:Investor Presentation

Pursuant to Regulation 30 of the SEBI (Listing Obligations and Disclosure Requirements) Regulations, 2015, please find enclosed investor presentation by the Company.

Kindly take the above on your records.

Yours Sincerely,

For, Reliance Chemotex Industries Ltd.



**Utkarsh Gaur
Company Secretary & Compliance Officer**

Encl: - As above




RELIANCE CHEMOTEX INDUSTRIES

March 2022

RELIANCE CHEMOTEX INDUSTRIES LIMITED

INVESTOR PRESENTATION

Safe Harbour



This presentation and the accompanying slides (the “Presentation”), which have been prepared by Reliance Chemotex Industries Limited (the “Company”), have been prepared solely for information purposes and do not constitute any offer, recommendation or invitation to purchase or subscribe for any securities, and shall not form the basis or be relied on in connection with any contract or binding commitment what so ever. No offering of securities of the Company will be made except by means of a statutory offering document containing detailed information about the Company.


This Presentation has been prepared by the Company based on information and data which the Company considers reliable, but the Company makes no representation or warranty, express or implied, whatsoever, and no reliance shall be placed on, the truth, accuracy, completeness, fairness and reasonableness of the contents of this Presentation. This Presentation may not be all inclusive and may not contain all of the information that you may consider material. Any liability in respect of the contents of, or any omission from, this Presentation is expressly excluded.

Certain matters discussed in this Presentation may contain statements regarding the Company’s market opportunity and business prospects that are individually and collectively forward-looking statements. Such forward-looking statements are not guarantees of future performance and are subject to known and unknown risks, uncertainties and assumptions that are difficult to predict. These risks and uncertainties include, but are not limited to, the performance of the Indian economy and of the economies of various international markets, the performance of the industry in India and world-wide, competition, the company’s ability to successfully implement its strategy, the Company’s future levels of growth and expansion, technological implementation, changes and advancements, changes in revenue, income or cash flows, the Company’s market preferences and its exposure to market risks, as well as other risks.


The Company’s actual results, levels of activity, performance or achievements could differ materially and adversely from results expressed in or implied by this Presentation. The Company assumes no obligation to update any forward-looking information contained in this Presentation. Any forward-looking statements and projections made by third parties included in this Presentation are not adopted by the Company and the Company is not responsible for such third party statements and projections.



RCIL : A Leading Synthetic Yarn Manufacturer



Our Competitive Edge



Quality

At RCIL, we are all united in our relentless pursuit of quality. This is made possible by our years of industry experience, our state-of-the-art manufacturing and a change-oriented work culture which focuses on lean ideologies and continuous improvement.



Customer Centricity

We have forged meaningful relationships with key customers built on the solid foundation of Quality, Mutual Learning, Respect and Trust.



Consistency


We have been consistently delivering yarns that are the products of choice in the most demanding applications across an imposing breadth of textile-related industries around the world.



Unique Approach to Research and Product Development

Our strong Research and Development efforts together with our uncharacteristically close collaborations with our customers helps us to create, develop, fine-tune and streamline products, and in many cases, even our customer's subsequent processes.

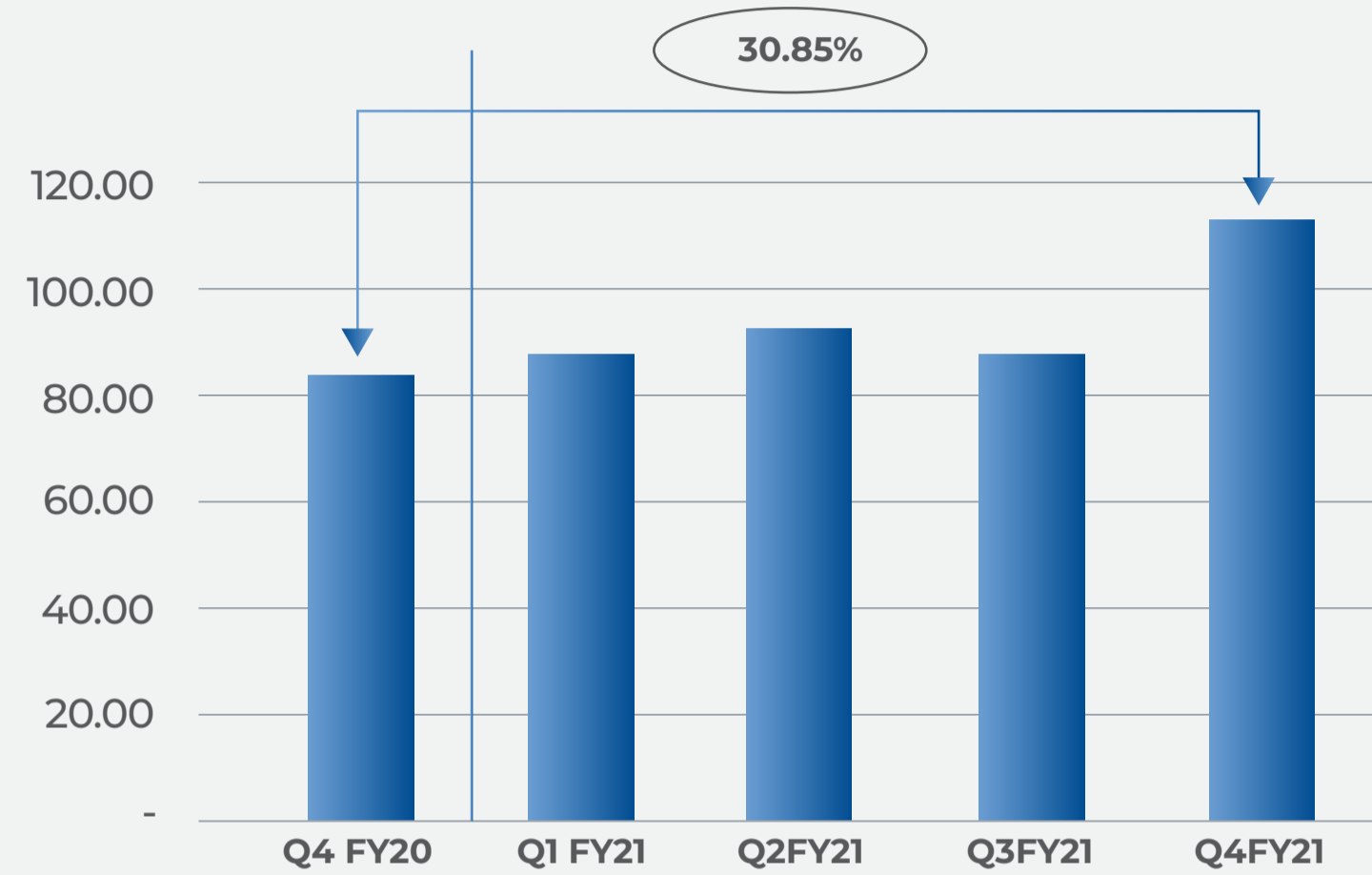

Quarterly Highlights



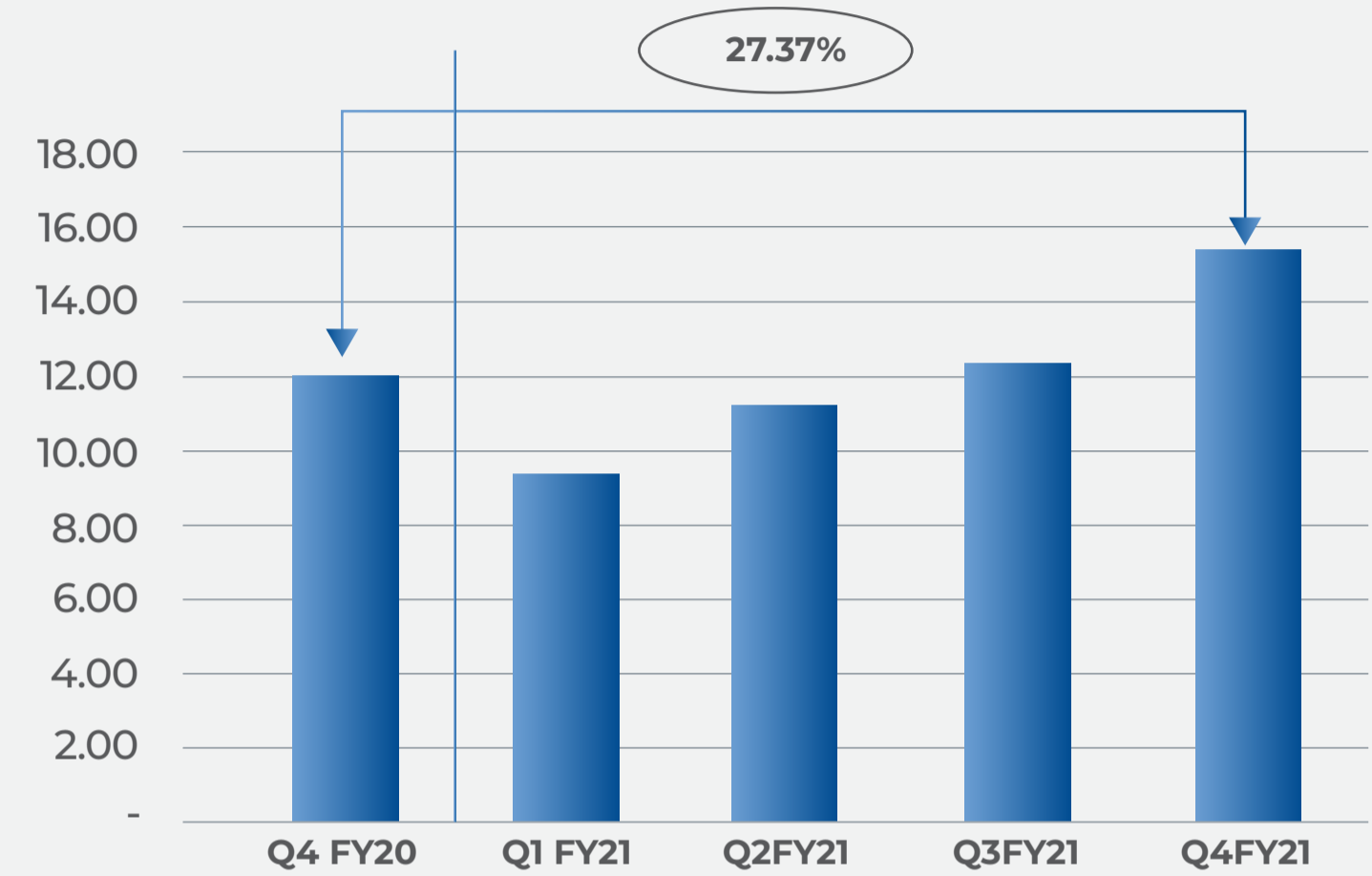
Q4 FY22



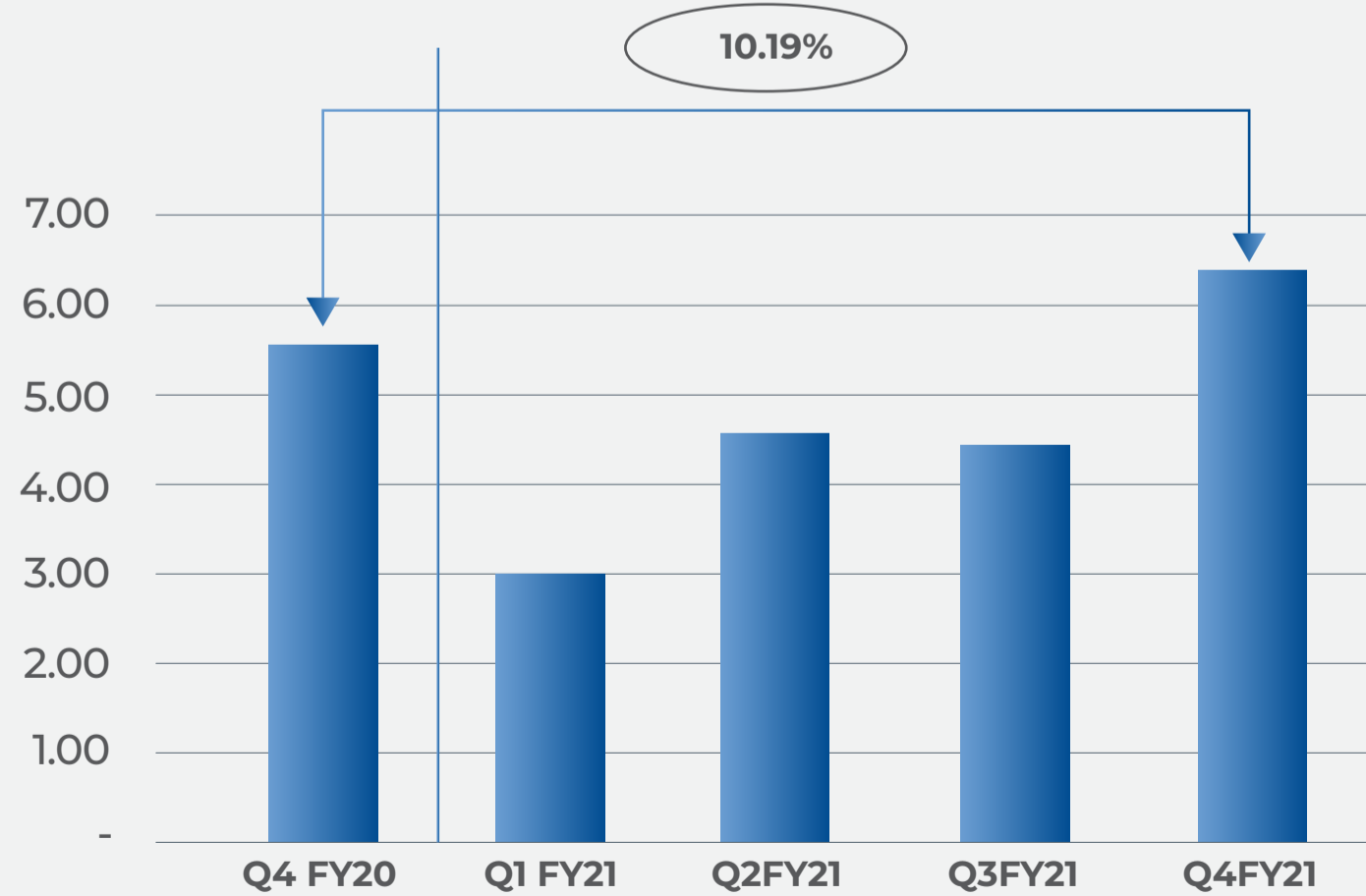
Q4FY22 Financial Highlights



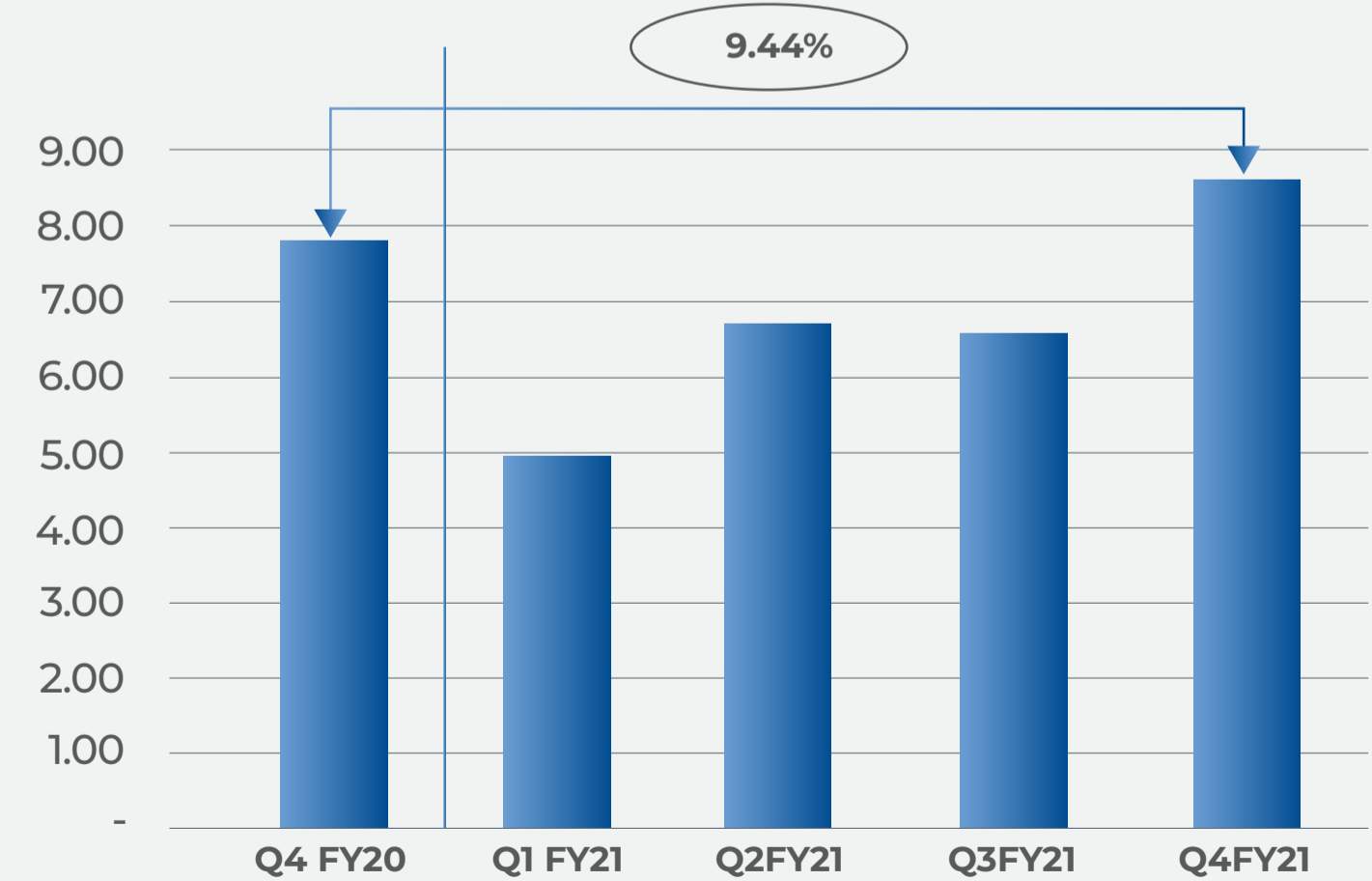
REVENUE



EBITDA




PAT




Cash PAT

Profit & Loss Statement – Quarter



Rs. Crores	Q4FY22	Q3FY22	Q4FY21	FY22	FY21
Net Revenue	103.51	86.85	81.32	361.77	255.62
Other Income	3.83	1.33	0.71	6.59	4.49
Total Revenue	107.34	88.18	82.03	368.36	260.11
Direct Expenses	51.16	39.84	36.46	177.54	123.67
Employee Expenses	14.32	11.11	12.81	47.11	42.35
Power & Fuel	7.69	7.65	7.82	30.80	29.70
Other Expenses	18.87	17.35	12.92	64.89	36.79
EBITDA	15.30	12.22	12.02	48.02	27.60
EBITDA Margin	14.25%	13.86%	14.66%	13.04%	10.61%
Depreciation	2.13	2.22	2.00	8.53	7.59
Finance Costs	3.20	3.62	2.72	12.14	9.64
PBT	9.96	6.38	7.30	27.35	10.37
PBT Margin	9.28%	7.24%	8.90%	7.42%	3.99%
Tax	3.59	2.08	1.52	9.21	3.44
PAT	6.37	4.31	5.78	18.14	6.93
PAT Margin	5.93%	4.88%	7.05%	4.92%	2.66%
Other Comprehensive Income (net of tax)	0.35	0.02	-0.01	0.41	0.08
Total Comprehensive Income for the Period	6.72	4.33	5.77	18.55	7.01


Balance Sheet



Rs. Crores	Mar-22	Dec-21	Mar-21
Shareholders Fund	121.42	114.71	104.39
Share Capital	7.56	7.56	7.56
Other Equity	113.86	107.15	96.83
Non-Current Liabilities	75.08	72.05	55.74
Financial liabilities			
Borrowings	47.05	45.80	33.86
Other financial liabilities	2.52	2.78	1.00
Provisions	0.49	0.45	0.45
Deferred tax liabilities (net)	25.02	23.03	20.43
Current Liabilities	136.70	147.17	102.52
Financial liabilities			
Borrowings	70.80	94.63	53.61
Trade payables	30.03	26.25	19.74
Other financial liabilities	24.31	19.41	23.90
Other current liabilities	10.71	5.50	4.48
Provisions	0.86	1.38	0.79
TOTAL EQUITY & LIABILITIES	333.21	333.93	262.65

Rs. Crores	Mar-22	Dec-21	Mar-21
Non-Current Assets	202.33	191.40	159.91
Property, plant and equipment	139.02	137.71	108.83
Capital Work In Progress	10.16	4.54	1.31
Investment – Property	2.03	2.04	2.07
Other intangible assets	0.05	0.06	0.04
Right of use assets	39.81	40.21	37.3
Financial assets			
Other financial assets	5.99	4.79	4.93
Other Non Current assets	5.27	2.05	2.43
Current Assets	130.88	142.53	105.74
Inventories	44.44	52.11	46.67
Financial assets			
Investments	-	0.10	0.10
Trade receivables	5.43	4.08	10.62
Cash and cash equivalents	0.07	0.10	0.32
Bank balances	57.73	61.06	32.23
Other financial assets	6.43	7.35	5.64
Current Tax Assets (Net)	0.56	0.15	0.94
Other current assets	16.21	17.59	9.22
TOTAL ASSETS	333.21	333.93	262.65

Cash Flow Statement




Cash Flow Statement (Rs. Crores)	FY 22	FY 21
Net Profit Before Tax	27.35	10.36
Adjustments for: Non-Cash Items/Other Financial Items	18.24	16.13
Operating profit before working capital changes	45.59	26.49
Changes in working capital	16.57	0.86
Cash generated from Operations	62.16	27.35
Direct taxes paid (net of refund)	4.06	0.19
Net Cash from Operating Activities	58.10	27.16
Net Cash from Investing Activities	-73.55	-42.86
Net Cash from Financing Activities	15.20	15.25
Net Decrease in Cash and Cash equivalents	-0.25	-0.45
Add: Cash & Cash equivalents at the beginning of the period	0.32	0.77
Cash & Cash equivalents at the end of the period	0.07	0.32

RCIL Surging Ahead on Strong Tailwinds




Future Growth



- The Company is embarking on an expansion project with a total project cost of 100 crores
- This project will:
 - Expand the Company's capacity by 12,480 spindles i.e. ~24%
 - Modernise and Expand Company's dyeing facilities
 - Add machinery to help debottleneck certain production processes
 - Focus on the production of technical textiles and other value-added products.
- The project will be implemented in 2 Phases of 6,240 spindles each
- This project will increase operational efficiencies, reduce operating costs, improve profitability and further increase the flexibility of the company's manufacturing capabilities.


Enhancing Solar Power Capacity



- **The Company remains committed to expanding its Solar Power Capacity.**
- **We have enhanced our Solar Power Capacity to 3.5 MW and will be strategically scaling this capacity up to 5 MW.**
- **This will reduce the Company's carbon footprint, lead to significant cost savings and will, to a certain extent, insulate the Company from fluctuations in Industrial Power Tariff Rates.**



Led by Industry Veterans and an Experienced Management Team



Mr. S. L. Shroff
Chairman Emeritus

A first generation entrepreneur, Mr. SL Shroff began his business career as a stock broker in 1950s and established business interests in textiles in 1960s with the export of jute fibre to United States and over the decades diversified into yarn, fabric, readymade garments and home textiles. He established RCIL in 1977.



Mr. Sanjiv Shroff
Managing Director


A Bachelor of Science in Chemistry (Honours) from Kolkata University, Sanjiv has been the Managing Director of the Company since 1988. His thorough operational expertise, industry insight and uncompromising value system have moulded Reliance Chemotex Industries Limited into the widely-respected organisation it is today.



Mr. Rahul Shroff
Executive Director

An SB and MEng from MIT, USA, Rahul joined the company in 2010 and has been instrumental in streamlining the company's manufacturing processes with a focus on lean ideologies and the Toyota Production System. He has spearheaded the company's export sales and its diversification into technical, industrial and medical textiles.

Led by Industry Veterans and an Experienced Management Team



Mr. Ameya Shroff
Executive Director

An SB and MEng from MIT, USA, Ameya joined the company in 2013 and has spearheaded the company's Financial Management, MIS and strategic cost-reduction efforts. He has focussed on research and development, on expanding the company's value-added product offering and has revitalised sales in the domestic market.



Mr. Chandrasekaran Rajagopalan
Chief Financial Officer

A Chartered Accountant and Company Secretary, he has more than 30 years of experience in various management positions in Finance and Accounts. In his past role, he was instrumental in the turnaround of IG Petrochemicals Ltd..



RELIANCE CHEMOTEX INDUSTRIES

For further information, please contact:

Reliance Chemotex Industries Ltd.

CIN: L40102RJ1977PLC001994

Mr. Chandrasekaran Rajagopalan

Email: finance@reliancechemotex.com

www.reliancechemotex.com