

November 12, 2021

To, BSE Limited Phiroze Jeejeebhoy Towers, 25 th Floor, Dalal Street, Fort, Mumbai – 400 001.	To, Metropolitan Stock Exchange of India Limited Vibgyor Towers, 4 th Floor, Plot No. C 62, G-Block, Opp. Trident Hotel, Bandra Kurla Complex, Bandra (E), Mumbai – 400 098.
Scrip Code: 512165	Symbol: ABANS

Dear Sir,

Sub: Outcome of Board Meeting

In continuation to our letter dated November 03, 2021 and in terms of Regulation 30 read with Schedule III of the SEBI (Listing Obligations & Disclosure Requirements) Regulations, 2015, we wish to inform you that the Board of Directors at its meeting held today have considered, declared and approved following matters:

- **Declaration of 01st Interim Dividend for FY 2021-22 @ 1%.**

01st Interim Dividend for financial year 2021-22 @ 1% i.e. Rs. 0.10 (Ten Paise) per equity share on 1,39,49,776 equity shares of the Company having face value of Rs. 10/- each. The Board has fixed November 26, 2021 as the Record Date for determining the eligibility of shareholders entitled to receive 1st Interim Dividend for financial year 2021-22.

Date of Payment of Dividend is on or after Wednesday, December 01, 2021.

- **Sale of Non-Material Indian Subsidiaries to Mr. Abhishek Bansal.**

Sale of following Non – Material Indian Subsidiaries to Mr. Abhishek Bansal, Managing Director and Promoter of the Company as following:

Sr. No.	Name of Subsidiary	Aggregate Consideration (In Rs.)
1.	Abans Creations Private Limited (ACPL)	1,00,000
2.	Lifesurge BioSciences Private Limited (LBSPL)	1,00,000
3.	Tout Comtrade Private Limited (TCPL)	1,00,000
4.	Zicuro Technologies Private Limited (ZTPL)	10,00,000
Total		13,00,000

The above transaction falls within the definitions of Related Party Transaction and Audit Committee of the Company has duly reviewed the proposed transaction and recommended the same to Board of Directors of the Company in terms of Regulation 23 of SEBI (LODR) Regulations, 2015.

Further, the details as required under Regulation 30 of SEBI (LODR) Regulations, 2015 read with SEBI Circular No. CIR/CFD/CMD/4/2015 dated September 9, 2015 is given in “Annexure II”.

Abans Enterprises Limited

Regd. Office: 36, 37, 38A, 3rd Floor, 227 Nariman Bhavan, Backbay Reclamation, Nariman Point, Mumbai-400021

☎ +91 22 68354100 📠 022 61790010 ✉ compliance@abansenterprises.com 🌐 www.abansenterprises.com

CIN: L74120MH1985PLC035243

- **Approval of unaudited financial results (standalone and consolidated) of the Company for quarter and six months ended September 30, 2021.**

The unaudited financial results (standalone and consolidated) set out in compliance with Indian Accounting Standards (IND-AS) for the quarter and six months ended September 30, 2021 duly approved by the Board of Directors of the Company in their meeting held today i.e. November 12, 2021 together with limited review report thereon are enclosed as "Annexure I".

The aforesaid results are also being disseminated on Company's website at www.abansenterprises.com.

The Meeting commenced at 03.00 p.m. and concluded at 06.45 p.m.

Kindly acknowledge and oblige.

Thanking you,

FOR ABANS ENTERPRISES LIMITED



Shobhan Mandulla
Company Secretary

Abans Enterprises Limited

Regd. Office: 36, 37, 38A, 3rd Floor, 227 Nariman Bhavan, Backbay Reclamation, Nariman Point, Mumbai-400021

+91 22 68354100 ☎ 022 61790010 ✉ compliance@abansenterprises.com 🌐 www.abansenterprises.com

CIN: L74120MH1985PLC035243

Annexure I
Details as required under Regulation 30 of SEBI (Listing Obligation and Disclosure Requirements) Regulations, 2015

Particulars	ACPL	LBSPL	TCPL	ZTPL
Name of Subsidiary	Abans Creations Private Limited	Lifesurge BioSciences Private Limited	Tout Comtrade Private Limited	Zicuro Technologies Private Limited
The amount and percentage of the turnover or revenue or income and net worth contributed by such unit or division of the listed entity during the last financial year	Revenue: 2,54,292 (0.01%) Net worth: -9,86,893 (N.A.)	Revenue: 48,08,641 (0.01%) Net worth: -3,39,17,246 (N.A.)	Revenue: [NIL] Net worth: -24,879 (N.A.)	Revenue: 2,40,000 (0.01%) Net worth: -2,54,54,369 (N.A.)
Date on which the agreement for sale has been entered into	November 12, 2021			
The expected date of completion of sale/disposal	January 01, 2022			
Consideration received from such sale/disposal;	Rs. 1,00,000	Rs. 1,00,000	Rs. 1,00,000	Rs. 10,00,000
Brief details of buyers and whether any of the buyers belong to the promoter/ promoter group/group companies. If yes, details thereof;	<p>Buyer Name: Mr. Abhishek Bansal Details of Buyer: Mr. Abhishek Bansal is Founder of Abans Group. Abans group is globally diversified organisation engaged in Financial Services, Gold Refining, Jewellery, Commodities Trading, Agricultural Trading and Warehousing, Software Development and Real Estate. Mr. Abhishek Bansal holds Managing Director position on the Board and is a Promoter of Abans Enterprises Limited.</p> <p>Yes, Buyer belongs to the Promoter Category</p>			
Whether the transaction would fall within related party transactions? If yes, whether the same is done at "arms length";	<p>Yes, the transaction will fall within related party transaction in terms of Section 188 of Companies Act, 2013.</p> <p>Promoter / Promoter Group /Group Companies are directly / indirectly interested in the entity. The acquisition is being done at "arms length".</p>			
Additionally, in case of a slump sale, indicative disclosures provided for amalgamation/merger, shall be disclosed by the listed entity with respect to such slump sale.	Not Applicable			


Abans Enterprises Limited

**PARESH
RAKESH**

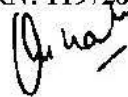
ASSOCIATES LLP
Chartered Accountants

Independent Auditor's Review Report on the Quarter and Half Year Ended Unaudited Standalone Financial Results of the Company Pursuant to the Regulation 33 of the SEBI (Listing Obligations and Disclosure Requirements) Regulations, 2015, as amended

Review Report to
The Board of Directors
Abans Enterprises Limited

1. We have reviewed the accompanying statement of unaudited standalone financial results of Abans Enterprises Limited (the "Company") for the quarter and half year ended September 30, 2021 (the "Statement") attached herewith, being submitted by the Company pursuant to the requirements of Regulation 33 of the SEBI (Listing Obligations and Disclosure Requirements) Regulations, 2015, as amended (the "Listing Regulations").
2. This Statement, which is the responsibility of the Company's Management and approved by the Company's Board of Directors, has been prepared in accordance with the recognition and measurement principles laid down in Indian Accounting Standard 34, (ind AS 34) "Interim Financial Reporting" prescribed under Section 133 of the Companies Act, 2013 as amended, read with relevant rules issued thereunder and other accounting principles generally accepted in India. Our responsibility is to express a conclusion on the Statement based on our review.
3. We conducted our review of the Statement in accordance with the Standard on Review Engagements (SRE) 2410, "Review of Interim Financial Information Performed by the Independent Auditor of the Entity" issued by the Institute of Chartered Accountants of India. This standard requires that we plan and perform the review to obtain moderate assurance as to whether the Statement is free of material misstatement. A review of interim financial information consists of making inquiries, primarily of persons responsible for financial and accounting matters, and applying analytical and other review procedures. A review is substantially less in scope than an audit conducted in accordance with Standards on Auditing and consequently does not enable us to obtain assurance that we would become aware of all significant matters that might be identified in an audit. Accordingly, we do not express an audit opinion.
4. Based on our review conducted as above, nothing has come to our attention that causes us to believe that the accompanying Statement, prepared in accordance with the recognition and measurement principles laid down in the aforesaid Indian Accounting Standards ('Ind AS') specified under Section 133 of the Companies Act, 2013 as amended, read with relevant rules issued thereunder and other accounting principles generally accepted in India, has not disclosed the information required to be disclosed in terms of the Listing Regulations, including the manner in which it is to be disclosed, or that it contains any material misstatement.

For Paresh Rakesh & Associates LLP
Chartered Accountants
FRN: 119728W/W100743



Rakesh Chaturvedi
M. no: 102075
UDIN: 21102075AAAAQW7062



Date: November 12, 2021
Place: Mumbai

**PARESH
RAKESH**

ASSOCIATES LLP
Chartered Accountants

Independent Auditor's Review Report on the Quarter and Half Year Ended Unaudited Consolidated Financial Results of the Company Pursuant to the Regulation 33 of the SEBI (Listing Obligations and Disclosure Requirements) Regulations, 2015, as amended


Review Report to
The Board of Directors
Abans Enterprises Limited

- We have reviewed the accompanying Statement of Unaudited Consolidated Financial Results of Abans Enterprises Limited (the "Holding Company") and its subsidiaries (the Holding Company and its subsidiaries together referred to as "the Group") for the quarter and Half Year ended September 30, 2021 (the "Statement") attached herewith, being submitted by the Holding Company pursuant to the requirements of Regulation 33 of the SEBI (Listing Obligations and Disclosure Requirements) Regulations, 2015, as amended (the "Listing Regulations").
- This Statement, which is the responsibility of the Holding Company's Management and approved by the Holding Company's Board of Directors, has been prepared in accordance with the recognition and measurement principles laid down in Indian Accounting Standard 34, (ind AS 34) "Interim Financial Reporting" prescribed under Section 133 of the Companies Act, 2013 as amended, read with relevant rules issued thereunder and other accounting principles generally accepted in India. Our responsibility is to express a conclusion on the Statement based on our review.
- We conducted our review of the Statement in accordance with the Standard on Review Engagements (SRE) 2410, "Review of Interim Financial Information Performed by the Independent Auditor of the Entity" issued by the Institute of Chartered Accountants of India. This standard requires that we plan and perform the review to obtain moderate assurance as to whether the Statement is free of material misstatement. A review of interim financial information consists of making inquiries, primarily of persons responsible for financial and accounting matters, and applying analytical and other review procedures. A review is substantially less in scope than an audit conducted in accordance with Standards on Auditing and consequently does not enable us to obtain assurance that we would become aware of all significant matters that might be identified in an audit. Accordingly, we do not express an audit opinion.

We also performed procedures in accordance with the Circular No. CIR/CFD/CMD 1/44/2019 dated March 29, 2019 issued by the Securities and Exchange Board of India under Regulation 33(8) of the Listing Regulations, to the extent applicable.

- The Statement includes the results of the following entities:

Sr. no	Name of the Entity	Relationship
1.	Abans Enterprises Limited	Holding Company
2.	Abans Jewels Private Limited	Subsidiary Company
3.	Tout Comtrade Private Limited	Wholly owned Subsidiary Company
4.	Zicuro Technologies Pvt Ltd	
5.	Lifesurge Biosciences Private Limited	
6.	Splendid International Limited (Incorporated in Mauritius)	
7.	Abans Creations Private Limited	Wholly owned Subsidiary Company (w.e.f: 16 th April 2020)
8.	Abans Gems & Jewels Trading FZE (Incorporated in Dubai)	Wholly owned Subsidiary Company of Abans Jewels Private Limited



5. Based on our review conducted and procedures performed as stated in paragraph 3 above and based on the consideration of the review report of other auditor referred to in paragraph 6 below, nothing has come to our attention that causes us to believe that the accompanying Statement, prepared in accordance with recognition and measurement principles laid down in the aforesaid Indian Accounting Standards('Ind-AS') specified under Section 133 of the Companies Act, 2013, as amended, read with relevant rules issued thereunder and other accounting principles generally accepted in India, has not disclosed the information required to be disclosed in terms of the Listing Regulations, including the manner in which it is to be disclosed, or that it contains any material misstatement.
6. The accompanying Statement includes unaudited interim financial results and other unaudited financial information of one subsidiary, whose interim financial results reflect Group's share of total assets of Rs. 17327.69 Lakhs as at September 30, 2021, and Group's share of total revenues of Rs. 35544.93 lakhs Group's share of total net profit after tax of Rs. 1018.66 lakhs and Group's share of total comprehensive income of Rs. 1135.83 lakhs for the quarter ended September 30, 2021 as considered in the Statement, which have been reviewed by its independent auditor. The independent auditor's reports on interim financial results of this entity have been furnished to us by the Management and our conclusion on the Statement, in so far as it relates to the amounts and disclosures in respect of this subsidiary is based solely on the report of such auditor and procedures performed by us as stated in paragraph 3 above.


This subsidiary is located outside India whose financial results and other financial information have been prepared in accordance with accounting principles generally accepted in the respective country and which have been audited by other auditor under generally accepted auditing standards applicable in the respective country. The Holding Company's management has converted the financial results of such subsidiaries located outside India from accounting principles generally accepted in their respective country to applicable accounting principles generally accepted in India. We have reviewed this conversion adjustments if any made by the Holding Company's management for the purpose of consolidation. Our conclusion in so far as it relates to the balances and affairs of such subsidiary located outside India is based on the report of other auditor and the conversion adjustments prepared by the management of the Holding Company and reviewed by us.

7. The accompanying Statement includes unaudited interim financial result and other unaudited financial information in respect of one subsidiary, whose interim financial results reflect Group's share of total Assets of Rs. 32.63 Lakhs as at September 30, 2021 Group's share of total revenues of Rs. NIL, Group's share of total net profit(Loss) after tax of Rs. (0.54) Lakhs and Group's share of total comprehensive income of Rs. 0.03 Lakhs for the Quarter ended on September 30, 2021, as considered in the Statement. This unaudited interim financial results and other unaudited financial information has been approved and furnished to us by the Management and is not subjected to review by any auditors. Our conclusion on the Statement, in so far as it relates to the affairs of this subsidiary, is based solely on such unaudited interim financial results and other unaudited financial information provided to us by the Management of the Holding Company. According to the information and explanations given to us by the Management, the interim financial result of this subsidiary is not material to the Group.

Our conclusion on the Statement in respect of matters stated in paragraphs 6 and 7 above is not modified with respect to our reliance on the work done and the reports of the other auditor and the financial results certified by the Management.

Date: November 12, 2021
Place: Mumbai

For Paresh Rakesh & Associates LLP
Chartered Accountants
FRN: 119728W/W100743




Rakesh Chaturvedi
M. no: 102075
UDIN: 21102075AAAAQX6158



Abans Enterprises Limited
Standalone Financial Results - Statement of Profit & Loss for the quarter and half year ended;
(Rs.in lakhs - Except per share data)

Particulars	Quarter ended Sept 30, 2021 (Unaudited)	Quarter ended June 30, 2021 (Unaudited)	Quarter ended Sept 30, 2020 (Unaudited)	Half year ended Sept 30, 2021 (Unaudited)	Half year ended Sept 30, 2020 (Unaudited)	Year ended March 31, 2021 (Audited)
Revenue from Operations	2,104.89	425.88	2,658.68	2,530.77	4,096.38	8,583.00
Other Income	0.30	0.44	0.35	0.74	1.15	18.31
Total Income - A	2,105.19	426.32	2,659.03	2,531.51	4,097.53	8,601.31
Expenses						
Purchase of stock-in-trade	4,838.05	1,135.41	2,583.91	5,973.46	3,528.37	8,049.27
Changes in inventories of finished goods, stock in trade	-3,161.44	-738.04	-9.67	-3,899.48	406.43	274.80
Employee benefits expense	20.59	36.50	19.77	57.09	40.39	115.32
Finance cost	54.74	7.35	9.33	62.09	18.17	33.23
Depreciation&Amortisation expense	0.00	0.00	0.00	0.00	0.00	0.00
Other expenses	252.46	8.99	16.17	261.45	27.08	56.67
Total Expenses - B	2,004.40	450.21	2,619.51	2,454.61	4,020.44	8,529.28
Profit before exceptional items and tax (A-B)	100.79	-23.89	39.52	76.90	77.09	72.03
Exceptional items	0.00	0.00	0.00	0.00	0.00	0.00
Profit before tax	100.79	-23.89	39.52	76.90	77.09	72.03
Tax Expense :						
Current Tax	12.84	0.00	9.47	12.84	18.93	17.15
Deferred Tax	19.75	-1.15	0.46	18.60	0.46	1.88
Earlier Year	0.00	0.00	0.00	0.00	0.00	7.35
Profit for the period	68.20	-22.74	29.59	45.46	57.70	45.65
Other Comprehensive Income						
Items that will not be reclassified to profit or loss	0.00	0.00	0.00	0.00	0.00	-0.53
Income tax relating to items that will not be reclassified to profit or loss	0.00	0.00	0.00	0.00	0.00	0.13
Items that will be reclassified to profit or loss	0.00	0.00	0.00	0.00	0.00	0.00
Income tax relating to items that will be reclassified to profit or loss	0.00	0.00	0.00	0.00	0.00	0.00
Total Comprehensive Income for the Period	68.20	-22.74	29.59	45.46	57.70	45.26
Earning per equity share of face value of Rs 10/- each (not annualised for the quarter)						
Basic - before exceptional item	0.49	-0.16	0.21	0.33	0.41	0.33
Diluted - before exceptional item	0.49	-0.16	0.21	0.33	0.41	0.33
Basic - after exceptional item	0.49	-0.16	0.21	0.33	0.41	0.33
Diluted - after exceptional item	0.49	-0.16	0.21	0.33	0.41	0.33
Paid up equity share capital (equity share of Rs.10/- each)	1,394.98	1,394.98	1,394.98	1,394.98	1,394.98	1,394.98
Other Equity excluding revaluation reserve						346.70

Abans Enterprises Limited

Regd. Office: 36, 37, 38A, 3rd Floor, 227 Nariman Bhavan, Backbay Reclamation, Nariman Point, Mumbai-400021

+91 22 68354100 **022 61790010** **compliance@abansenterprises.com** **www.abansenterprises.com**
CIN: L74120MH1985PLC035243

Abans Enterprises Limited

Standalone Financial Results - Segment wise Revenue, Results and Capital employed for the quarter and half year ended;

Particulars	(Rs.in lakhs)					
	Quarter ended Sept 30, 2021 (Unaudited)	Quarter ended June 30, 2021 (Unaudited)	Quarter ended Sept 30, 2020 (Unaudited)	Half year ended Sept 30, 2021 (Unaudited)	Half year ended Sept 30, 2020 (Unaudited)	Year ended March 31, 2021 (Audited)
Segment Revenue						
General Trading of commodities	2,104.89	425.88	2,658.68	2,530.77	4,096.38	8,326.00
Trading in derivatives	1.40	-1.40	0.00	0.00	0.00	15.44
Others/ Un-allocable	0.30	0.44	0.35	0.74	1.15	259.87
Total	2,106.59	424.92	2,659.03	2,531.51	4,097.53	8,601.31
Less : Inter Segment Revenue	0.00	0.00	0.00	0.00	0.00	0.00
Total Income	2,106.59	424.92	2,659.03	2,531.51	4,097.53	8,601.31
Segment result before tax						
General Trading of commodities	428.30	28.50	28.33	456.80	105.47	1.93
Trading in derivatives	1.40	-1.40	-8.97	0.00	-11.36	15.44
Others/ Un-allocable	0.30	0.44	0.35	0.74	1.15	259.88
Total	430.00	27.54	19.71	457.54	95.26	277.25
Less : Finance Costs	54.74	7.35	9.33	62.09	18.17	33.23
Less: un allocable expenses	274.47	44.08	-29.14	318.55	0.00	171.99
Profit before tax	100.79	-23.89	39.52	76.90	77.09	72.03
Segment Assets						
General Trading of commodities	5,104.26	1,812.15	2,308.23	5,104.26	2,308.23	4,504.72
Trading in derivatives	718.84	793.39	61.02	718.84	61.02	47.20
Others/ Un-allocable	635.04	621.88	608.50	635.04	608.50	960.62
Total Assets	6,458.14	3,227.42	2,977.75	6,458.14	2,977.75	5,512.54
Segment Liabilities						
General Trading of commodities	4,615.26	1,471.27	1,131.02	4,615.26	1,131.02	3,745.63
Trading in derivatives	0.00	4.60	0.00	0.00	0.00	0.00
Others/ Un-allocable	55.73	32.62	78.66	55.73	78.66	25.23
Total Liabilities	4,670.99	1,508.49	1,209.68	4,670.99	1,209.68	3,770.86




Abans Enterprises Limited

Regd. Office: 36, 37, 38A, 3rd Floor, 227 Nariman Bhavan, Backbay Reclamation, Nariman Point, Mumbai-400021

+91 22 68354100 022 61790010 compliance@abansenterprises.com www.abansenterprises.com

CIN: L74120MH1985PLC035243

Abans Enterprises Limited
Standalone Financial Results - Statement of Assets & Liabilities as at,
(Rs in Lakhs)

Particulars	Sept 30, 2021 (Unaudited)	March 31, 2021 (Audited)
ASSETS		
Non-Current Assets		
Property, Plant and Equipment	0.05	0.05
Investments	613.20	613.20
	613.25	613.25
Current Assets		
Inventories	4,174.23	274.75
Financial Assets		
Trade receivables	2.92	3,014.15
Cash and cash equivalents	20.56	337.04
Other bank balance	260.00	10.00
Other current financial assets	717.30	36.73
Loans	-	50.96
Derivative Financial Instrument	2.07	10.63
Other Current Assets	667.81	1,165.03
	5,844.89	4,899.29
Total Assets	6,458.14	5,512.54
EQUITY AND LIABILITIES		
Equity		
Equity Share Capital	1,394.98	1,394.98
Other Equity	392.17	346.70
	1,787.15	1,741.68
Liabilities		
Non-Current Liabilities		
Provisions	7.97	12.69
Deferred tax Liabilities [Net]	19.62	1.02
	27.59	13.71
Current Liabilities		
Financial Liabilities		
Borrowings	4,517.38	605.08
Trade Payables		
(a) Trade Payables		
(i) total outstanding dues of micro enterprises and small enterprises	-	-
(ii) total outstanding dues of creditors other than micro enterprises and small enterprises	1.13	3,136.36
(b) Other Payables		
(i) total outstanding dues of micro enterprises and small enterprises	-	-
(ii) total outstanding dues of creditors other than micro enterprises and small enterprises	-	-
Other financial liabilities	3.02	3.16
Provisions	5.06	1.03
Current Tax Liabilities [Net]	13.85	7.34
Other Current Liabilities	102.96	4.18
	4,643.40	3,757.15
Total Equity and Liabilities	6,458.14	5,512.54



Abans Enterprises Limited
Regd. Office: 36, 37, 38A, 3rd Floor, 227 Nariman Bhavan, Backbay Reclamation, Nariman Point, Mumbai-400021

+91 22 68354100 022 61790010 compliance@abansenterprises.com www.abansenterprises.com

CIN: L74120MH1985PLC035243

Abans Enterprises Limited
Standalone Financial Results - Cash Flow Statements for the half year ended;

Particulars	(Rs in Lakhs)	
	Sept 30, 2021 (Unaudited)	Sept 30, 2020 (Unaudited)
<u>CASH FLOW FROM OPERATING ACTIVITIES:</u>		
Net Profit before tax as per Statement of Profit and Loss	76.90	77.09
Adjustment for:		
Depreciation/ Amortisation	0.00	0.00
Interest income	-0.74	0.00
Interest Expenses	60.70	12.56
Operating Profit before Working Capital Changes	136.86	89.65
Adjusted for :		
(Increase)/Decrease in inventories	-3,899.48	406.43
(Increase)/Decrease in trade receivables	3,011.26	-383.31
(Increase)/Decrease in other assets	-123.84	279.64
Increase/(Decrease) in trade payables	-3,135.23	-297.60
Increase/(Decrease) in other liabilities	97.94	-101.04
Cash Generated from Operations	-3,912.49	-6.23
Taxes refund / (paid) - (net)	-6.33	-0.08
Net Cash from/(used in) Operating Activities (A)	-3,918.82	-6.31
<u>CASH FLOW FROM INVESTING ACTIVITIES:</u>		
Interest income	0.74	0.00
Investment in subsidiary's equity shares	0.00	-1.00
Net Cash from Investing Activities (B)	0.74	-1.00
<u>CASH FLOW FROM FINANCING ACTIVITIES:</u>		
Interest expenses	-60.70	-12.56
Net Cash from Financing Activities (C)	3,851.60	-12.56
Net cash and cash equivalents (A + B + C)	-66.48	-19.87
Cash and cash equivalents at beginning of the period	347.04	81.78
Cash and cash equivalents at end of the period	280.56	61.91




Abans Enterprises Limited

Regd. Office: 36, 37, 38A, 3rd Floor, 227 Nariman Bhavan, Backbay Reclamation, Nariman Point, Mumbai-400021

+91 22 68354100 022 61790010 compliance@abansenterprises.com www.abansenterprises.com

CIN: L74120MH1985PLC035243

Abans Enterprises Limited

Notes to the Unaudited Standalone Financial Results for the quarter and half year ended September 30, 2021:

1. The above financial results have been prepared in accordance with regulation 33 of SEBI (Listing Obligations and Disclosure Requirements) Regulations, 2015 read with SEBI circular CIR/CFD/FAC/62/2016 dated 5th July, 2016.
2. The above financial results are prepared in accordance with Indian Accounting Standard (Ind AS) prescribed under section 133 of the Companies Act, 2013, read with relevant rules issued there under. Unaudited Standalone Financial Results were duly reviewed by the Audit Committee and were approved in the Board Meeting held on November 12, 2021.
3. The board of directors has declared interim dividend of Rs. 0.10 (Ten Paise) per equity share for the Financial Year 2021-22. Record date for the same is fixed on 26th November, 2021.
4. Subject to necessary approval; if any; the board has approved disinvestment of 100% holding of following Non Material India based subsidiaries;
 - a) Lifesurge BioSciences Private Limited
 - b) Abans Creations Private Limited
 - c) Zicuro Technologies Private Limited
 - d) Toutcomtrade Private Limited
5. The Company's operating segments are established on the basis of those components that are evaluated regularly by the Chief operating decision maker in deciding how to allocate resources and in assessing performance. These have been identified taking into account nature of products and services, the differing risks and returns and the internal business reporting systems.
The Company has two principal operating and reporting segments; viz. trading in commodities and trading in derivatives on recognized exchanges.
6. The accounting policies adopted for segment reporting are in line with the accounting policy of the Company. The Statement on Segment reporting as per Ind AS – 108 is given as annexure 2.
7. The information contained in this statement shall also available on Company's Website www.abansenterprises.com as also on the website of the Stock Exchanges viz. BSE Limited - www.bseindia.com and MSEI Limited - www.msei.in.
8. The GSTIN registration number for the state of Gujarat continued to be cancelled by Goods & Service Tax authorities. The Company has filed the appeal against the said order and management is confident that the said registration number will be restored and do not contemplate any long term financial impact either on financial statement or ongoing concern pursuant to the said cancellation as the business of the Company is carried out on recognized exchanges as well as other states are unaffected.

Place: Mumbai
Date: November 12, 2021



For Abans Enterprises Limited

Abhishek Bansal
(Managing Director)
DIN: 01445730

Abans Enterprises Limited

Abans Enterprises Limited
Consolidated Financial Results - Statement of Profit & Loss for the quarter and half year ended;
(Rs.in lakhs - Except per share data)

Particulars	Quarter ended Sept 30, 2021 (Unaudited)	Quarter ended June 30, 2021 (Unaudited)	Quarter ended Sept 30, 2020 (Unaudited)	Half year ended Sept 30, 2021 (Unaudited)	Half year ended Sept 30, 2020 (Unaudited)	Year ended March 31, 2021 (Audited)
Revenue from Operations	92,991.17	35,265.77	95,928.63	1,28,256.94	1,46,555.14	4,05,741.78
Other Income	-254.66	233.33	387.95	-21.33	539.44	1,807.23
Total Income - A	92,736.51	35,499.10	96,316.58	1,28,235.61	1,47,094.58	4,07,549.01
Expenses						
Cost of Materials Consumed	30,333.63	514.79	19,626.84	30,848.42	22,356.05	40,867.02
Purchase of stock- in- trade	64,317.21	35,627.07	84,428.06	99,944.28	1,30,874.46	3,55,936.61
Changes in Inventories of Finished Good, Stock in Trade & Work in Progress	-3,425.33	-1,490.79	-9,265.66	-4,916.12	-8,878.38	3,168.27
Employee benefits expense	279.31	253.45	183.06	532.76	385.52	842.96
Finance costs	342.24	187.59	289.35	529.83	457.58	1,269.82
Depreciation & Amortisation expense	68.24	64.13	32.62	132.37	64.65	146.68
Other expenses	194.49	172.00	395.89	366.49	563.61	1,888.65
Total Expenses - B	92,109.79	35,328.24	95,690.16	1,27,438.03	1,45,823.49	4,04,120.01
Profit before exceptional items and tax (A-B)	626.72	170.86	626.42	797.58	1,271.09	3,429.00
Exceptional items	0.00	0.00	0.00	0.00	0.00	0.00
Profit before tax	626.72	170.86	626.42	797.58	1,271.09	3,429.00
Tax Expense :						
Current Tax	26.30	62.04	38.47	88.34	69.81	147.25
Deferred Tax	-10.42	-106.70	-39.29	-117.12	-58.93	-99.63
Earlier Year	0.00	0.00	0.00	0.00	0.00	-7.73
Profit for the period	610.84	215.52	627.24	826.36	1,260.21	3,389.11
Other Comprehensive Income						
Items that will not be reclassified to profit or loss	14.44	103.29	0.00	117.73	0.00	-127.66
Income Tax relating to items that will not be reclassified to profit or loss	0.00	0.00	0.00	0.00	0.00	1.05
Items that will be reclassified to profit or loss	0.00	0.00	0.00	0.00	0.00	0.00
Income Tax relating to items that will be reclassified to profit or loss	0.00	0.00	0.00	0.00	0.00	0.00
Total Comprehensive Income for the Period	625.28	318.81	627.24	944.09	1,260.21	3,262.50
Net Profit attributable to :						
Owners of the Company	568.71	194.36	627.24	763.07	1,260.21	3,241.78
Non controlling Interests	42.13	21.16	0.00	63.29	0.00	147.32
Other Comprehensive Income attributable to :						
Owners of the Company	13.57	96.99	0.00	110.56	0.00	-118.90
Non controlling Interests	0.88	6.30	0.00	7.18	0.00	-7.71
Total Comprehensive Income attributable to :						
Owners of the Company	582.27	291.35	627.24	873.62	1,260.21	3,122.88
Non controlling Interests	43.01	27.46	0.00	70.47	0.00	139.61
Earning per equity share of face value of Rs 10/- each (not annualised for the quarter)						
Basic - before exceptional item	4.38	1.54	4.50	5.92	9.03	24.30
Diluted - before exceptional item	4.38	1.54	4.50	5.92	9.03	24.30
Basic - after exceptional item	4.38	1.54	4.50	5.92	9.03	24.30
Diluted - after exceptional item	4.38	1.54	4.50	5.92	9.03	24.30
Paid up Equity Share Capital						
(Equity Share of Rs.10/- each)	1,394.98	1,394.98	1,394.98	1,394.98	1,394.98	1,394.98
Other Equity excluding Revaluation Reserve						17,794.92

Abans Enterprises Limited
Regd. Office: 36, 37, 38A, 3rd Floor, 227 Nariman Bhavan, Backbay Reclamation, Nariman Point, Mumbai-400021



☎ +91 22 68354100

📠 022 61790010

✉ compliance@abansenterprises.com


🌐 www.abansenterprises.com

CIN: L74120MH1985PLC035243

Abans Enterprises Limited
Consolidated Financial Results - Segment wise Revenue, Results and Capital employed for the quarter and half year ended;

Particulars	(Rs.in lakhs)					
	Quarter ended Sept 30, 2021 (Unaudited)	Quarter ended June 30, 2021 (Unaudited)	Quarter ended Sept 30, 2020 (Unaudited)	Half year ended Sept 30, 2021 (Unaudited)	Half year ended Sept 30, 2020 (Unaudited)	Year ended March 31, 2021 (Audited)
Segment Revenue						
Trading of commodities	61,610.42	33,841.74	75,889.53	95,452.16	1,21,819.06	3,59,625.07
Manufacturing/ Processing of Gold & Jewellery	31,330.03	1,030.41	20,156.66	32,360.44	24,968.17	44,534.31
Pharmaceutical	64.54	50.29	-1.43	114.83	6.29	48.09
Information technology	0.60	0.60	-1.20	1.20	1.20	2.40
Trading in derivatives	-64.47	287.47	0.00	223.00	0.00	2,733.25
Others/ Un-allocable	-203.22	287.20	273.02	83.98	299.86	605.89
Total	92,737.90	35,497.71	96,316.58	1,28,235.61	1,47,094.58	4,07,549.01
Less : Inter Segment Revenue	0.00	0.00	0.00	0.00	0.00	0.00
Total Income	92,737.90	35,497.71	96,316.58	1,28,235.61	1,47,094.58	4,07,549.01
Segment result before tax						
Trading of commodities	-1,279.62	-184.12	-2,138.41	-1,463.74	-3,160.06	-1,751.25
Manufacturing/ Processing of Gold & Jewellery	2,068.98	326.99	3,051.43	2,395.97	5,118.39	4,351.78
Pharmaceutical	-37.89	-27.39	-71.45	-65.28	-109.19	-209.81
Information technology	-111.48	-122.49	-54.35	-233.97	-113.45	-262.39
Trading in derivatives	142.51	286.66	-8.97	429.17	-11.36	2,733.25
Others/ Un-allocable	571.48	266.60	273.75	838.08	296.21	594.90
Total	1,353.98	546.25	1,052.00	1,900.23	2,020.54	5,456.49
Less : Finance Costs	342.24	187.59	289.35	529.83	457.58	1,269.82
Less: un allocable expenses	385.02	187.80	136.23	572.82	291.87	757.68
Profit before tax	626.72	170.86	626.42	797.58	1,271.09	3,429.00
Segment Assets						
Trading of commodities	31,855.51	29,209.04	25,802.27	31,855.51	25,802.27	28,698.10
Manufacturing/ Processing of Gold & Jewellery	3,317.30	2,361.90	9,396.48	3,317.30	9,396.48	2,768.20
Pharmaceutical	375.84	329.06	298.52	375.84	298.52	327.81
Information technology	1,816.56	1,668.88	1,284.84	1,816.56	1,284.84	1,548.84
Trading in derivatives	2,734.82	2,813.95	61.02	2,734.82	61.02	1,302.29
Others/ Un-allocable	2,918.83	2,855.20	16,549.23	2,918.83	16,549.23	3,667.41
Total Assets	43,018.86	39,238.03	53,392.36	43,018.86	53,392.36	38,312.64
Segment Liabilities						
Trading of commodities	17,827.62	13,625.82	25,515.30	17,827.62	25,515.30	14,571.15
Manufacturing/ Processing of Gold & Jewellery	1,613.90	1,535.44	8,122.61	1,613.90	8,122.61	1,925.47
Pharmaceutical	649.31	561.53	1,136.72	649.31	1,136.72	529.75
Information technology	1,243.23	1,000.72	1,372.85	1,243.23	1,372.85	792.38
Trading in derivatives	17.05	110.24	0.00	17.05	0.00	0.00
Others/ Un-allocable	433.94	1,795.74	730.33	433.94	730.33	192.67
Total Liabilities	21,785.05	18,629.49	36,877.81	21,785.05	36,877.81	18,011.42


Abans Enterprises Limited
Regd. Office: 36, 37, 38A, 3rd Floor, 227 Nariman Bhavan, Backbay Reclamation, Nariman Point, Mumbai-400021

☎ +91 22 68354100 🏠 022 61790010 ✉ compliance@abansenterprises.com 🌐 www.abansenterprises.com

CIN: L74120MH1985PLC035243

Abans Enterprises Limited
Consolidated Financial Results - Statement of Assets & Liabilities as at:

Particulars	(Rs in Lakhs)	
	Sept 30, 2021 (Unaudited)	March 31, 2021 (Audited)
ASSETS		
Non-Current Assets		
Property, Plant and Equipment	332.03	324.83
Right to Use Asset	259.00	73.51
Capital Work-in-Progress	1,239.59	1,036.49
Other Intangible Asset	262.34	290.81
Goodwill on Consolidation	608.76	608.76
Other Non Current Financial Assets	37.27	17.81
Deferred tax assets [Net]	369.66	253.56
	<u>3,108.65</u>	<u>2,605.77</u>
Current Assets		
Inventories	9,027.45	4,006.33
Financial Assets		
Trade receivables	26,405.78	25,072.45
Cash and cash equivalents	1,938.23	1,468.66
Other bank balance	601.29	345.94
Loans	-	3,036.76
Derivative financial instrument	-	102.20
Other current financial assets	759.05	86.30
Current tax Assets [net]	-	14.20
Other Current Assets	1,178.41	1,574.03
	<u>39,910.21</u>	<u>35,706.87</u>
Total Assets	<u>43,018.86</u>	<u>38,312.64</u>
EQUITY AND LIABILITIES		
Equity		
Equity Share Capital	1,394.98	1,394.98
Other Equity	18,657.03	17,794.92
Non-Controlling Interest	1,181.80	1,111.33
	<u>21,233.81</u>	<u>20,301.23</u>
Liabilities		
Non-Current Liabilities		
Financial Liabilities		
Loans & Borrowings	5,925.80	5,165.35
Other Financial Liabilities	245.15	51.11
Provisions	98.25	97.86
Deferred tax Liabilities [Net]	-	1.02
	<u>6,269.20</u>	<u>5,315.34</u>
Current Liabilities		
Financial Liabilities		
Borrowings	6,461.05	1,791.68
Trade Payables		
(a) Trade Payables		
(i) total outstanding dues of micro enterprises and small enterprises	-	-
(ii) total outstanding dues of creditors other than micro enterprises and small enterprises	8,427.56	10,158.18
(b) Other Payables		
(i) total outstanding dues of micro enterprises and small enterprises	-	-
(ii) total outstanding dues of creditors other than micro enterprises and small enterprises	67.18	552.14
Other financial liabilities	248.05	110.54
Derivative Financial Instruments	17.05	-
Provisions	10.61	9.22
Current Tax Liabilities [Net]	38.48	7.34
Other Current Liabilities	245.87	66.98
	<u>15,515.85</u>	<u>12,696.08</u>
Total Equity and Liabilities	<u>43,018.86</u>	<u>38,312.64</u>

Abans Enterprises Limited





Regd. Office: 36, 37, 38A, 3rd Floor, 227 Nariman Bhavan, Backbay Reclamation, Nariman Point, Mumbai-400021

+91 22 68354100 ☎ 022 61790010 ✉ compliance@abansenterprises.com 🌐 www.abansenterprises.com

CIN: L74120MH1985PLC035243

Abans Enterprises Limited
Consolidated Financial Results - Cash Flow Statement

Particulars	(Rs in Lakhs)	
	Sept 30, 2021 (Unaudited)	Sept 30, 2020 (Unaudited)
<u>CASH FLOW FROM OPERATING ACTIVITIES:</u>		
Net Profit before tax as per Statement of Profit and Loss	797.58	1,271.08
Adjustment for:		
Foreign currency translation impact on profit of foreign Subsidiary	11.81	-23.80
Depreciation/ Amortisation	132.37	64.65
Interest income	-0.74	0.00
Interest Expenses	713.92	449.22
Operating Profit before Working Capital Changes	1,654.94	1,761.15
Adjusted for :		
(Increase)/Decrease in Inventories	-5,021.13	-9,021.30
(Increase)/Decrease in Trade Receivables	-1,045.88	26,318.94
(Increase)/Decrease in Other Assets	2,856.61	-4,362.46
Increase/(Decrease) in Trade Payables	-2,229.21	-26,043.20
Increase/(Decrease) in Other Liabilities	202.05	-11,074.42
Cash Generated from Operations	-3,582.62	-22,421.29
Taxes refund / (paid) - (net)	-43.00	-36.97
Net Cash from/(used in) Operating Activities (A)	-3,625.62	-22,458.26
<u>CASH FLOW FROM INVESTING ACTIVITIES:</u>		
Purchase of fixed assets	-499.70	-269.03
(Increase)/Decrease in other non current assets	-19.10	0.00
Interest Income	0.74	0.00
Net Cash from Investing Activities (B)	-518.06	-269.03
<u>CASH FLOW FROM FINANCING ACTIVITIES:</u>		
Increase/(Decrease) in Borrowings	5,378.87	25,127.08
Interest expenses	-509.33	-449.22
Net Cash from Financing Activities (C)	4,869.54	24,677.86
Net cash and cash equivalents (A + B + C)	725.86	1,950.57
Cash and cash equivalents at beginning of the period	1,814.60	9,049.49
addition on acquisition of subsidiary	-	0.00
Foreign currency translation impact on cash balances of foreign Subsidiary	-0.94	-0.12
Cash and cash equivalents at end of the period	2,539.52	10,999.94



Abans Enterprises Limited

Regd. Office: 36, 37, 38A, 3rd Floor, 227 Nariman Bhavan, Backbay Reclamation, Nariman Point, Mumbai-400021

+91 22 68354100 022 61790010 compliance@abansenterprises.com www.abansenterprises.com

CIN: L74120MH1985PLC035243


Abans Enterprises Limited

Notes to the Unaudited Consolidated Financial Results for the quarter and half year ended September 30, 2021:

- The above financial results have been prepared in accordance with regulation 33 of SEBI (Listing Obligations and Disclosure Requirements) Regulations, 2015 read with SEBI circular CIR/CFD/FAC/62/2016 dated 5th July, 2016.
- The above financial results are prepared in accordance with Indian Accounting Standard (Ind AS) prescribed under Section 133 of the Companies Act, 2013, read with relevant rules issued there under. Unaudited Consolidated Financial results were duly reviewed by the Audit Committee and were approved in the Board Meeting held on November 12, 2021.
- The above financial results includes financial performance of the following subsidiaries;

Sr. No.	Name of the Company	Relationship	Holding % as on reporting date	Country of Incorporation	Subsidiary w.e.f.
1.	Tout Comtrade Private Limited	Subsidiary	100%	India	April 04, 2019
2.	Abans Jewels Private Limited	Subsidiary	93.90%	India	May 29, 2019
3.	Abans Gems & Jewels Trading FZE	Step down Subsidiary	93.90%	Dubai	May 29, 2019
4.	Splendid International Limited	Subsidiary	100%	Mauritius	October 09, 2019
5.	Zicuro Technologies Private Limited	Subsidiary	100%	India	November 15, 2019
6.	Lifesurge Biosciences Private Limited	Subsidiary	100%	India	January 01, 2020
7.	Abans Creations Private Limited	Subsidiary	100%	India	April 16, 2020

- The Board of Directors has declared interim dividend of Rs. 0.10 (Ten Paisa) per equity share for the Financial Year 2021-22. Record date for the same is fixed on 26th November, 2021.
- Subject to necessary approval; if any; the board has approved disinvestment of 100% holding of following Non Material India based subsidiaries;
 - Lifesurge BioSciences Private Limited
 - Abans Creations Private Limited
 - Zicuro Technologies Private Limited
 - Toutcomtrade Private Limited
- The Group's operating segments are established on the basis of those components of the Group that are evaluated regularly by the Chief operating decision maker in deciding how to allocate resources and in assessing performance. These have been identified taking into account nature of activity, the differing risks and returns and the internal business reporting systems.



Abans Enterprises Limited

Regd. Office: 36, 37, 38A, 3rd Floor, 227 Nariman Bhavan, Backbay Reclamation, Nariman Point, Mumbai-400021

☎ +91 22 68354100 📠 022 61790010 ✉ compliance@abansenterprises.com 🌐 www.abansenterprises.com

CIN: L74120MH1985PLC035243

The Group has following principal operating and reporting segments; viz. trading in commodities, manufacturing, trading in derivatives on recognized exchanges, Pharmaceutical and Information technology. The accounting policies adopted for segment reporting are in line with the accounting policy of the Company. The Statement on Segment reporting as per Ind AS – 108 is given as annexure 2.

7. The information contained in this statement shall also be available on Company's Website www.abansenterprises.com as also on the website of the Stock Exchanges viz. BSE Limited - www.bseindia.com and MSEI Limited - www.msei.in.
8. The GSTIN registration number of Parent Company for the state of Gujarat continued to be cancelled by Goods & Service Tax authorities. The said Company has filed the appeal against the said order and management is confident that the said registration number will be restored and do not contemplate any long term financial impact either on financial statement or on going concern pursuant to the said cancellation as the business of the Company is carried out on recognized exchanges as well as other states are unaffected.

Place: Mumbai
Date: November 12, 2021



For Abans Enterprises Limited


Abhishek Bansal
(Managing Director)
DIN: 01445730