



# Tamilnadu Petroproducts Limited

Email: [secy-legal@tnpetro.com](mailto:secy-legal@tnpetro.com)  
23<sup>rd</sup> May 2022

Secy / 189 /BM216/ 2022

The General Manager  
Listing Department  
BSE Limited  
Corporate Relations Department  
1<sup>st</sup> Floor, New Trading Ring  
Rotunda Building, PJ Towers  
**Dalal Street, Fort, Mumbai – 400 001**

The Listing Department  
National Stock Exchange of India Ltd  
Exchange Plaza, 5<sup>th</sup> Floor  
Plot No: C/1 'C' Block  
Bandra – Kurla Complex  
Bandra (E)  
**Mumbai – 400 051**

**Scrip Code: 500777**

**Scrip ID / Symbol: TNPETRO**

Dear Sir / Madam,

**Sub: Outcome of Board Meeting held on 23<sup>rd</sup> May 2022 – Results and Dividend**

**1. Audited Financial Results**

Pursuant to Regulation 33 of the SEBI (Listing Obligations and Disclosure Requirements) Regulations, 2015, please find enclosed the Stand Alone and Consolidated Audited Financial Results of the Company for the quarter and year ended 31<sup>st</sup> March 2022, which were approved by the Board of Directors at the meeting held today. The Reports of the Auditors and the declaration regarding unmodified opinion are also enclosed.

**2. Dividend**

At the above meeting the Board has recommended a dividend of Rs.3/- per equity share of Rs.10/- each fully paid-up, (30%) for the year 2021-22 subject to approval of the Members at the ensuing Annual General Meeting (AGM).

The date of payment of dividend will be informed in due course, once the AGM date is decided.


We request you to kindly take the above on record.

Thanking you,

Yours faithfully,  
For **Tamilnadu Petroproducts Limited**

  
V. Balamurugan  
**Company Secretary**

Encl : a/a



Regd. Office & Factory :

Post Box No. 9, Manali Express Highway, Manali,  
Chennai - 600 068. India.

Tel. : (0091) - 44 - 25945500 to 09 Telefax : 044-2594 5588

Website : [www.tnpetro.com](http://www.tnpetro.com) CIN : L23200TN1984PLC010931

TPL GSTIN : 33AAACT1295M1Z6

# R.G.N. PRICE & CO., CHARTERED ACCOUNTANTS

**Phone** : 28413633 & 28583494  
**E-Mail** : price@rgnprice.com  
**Offices at** : Mumbai, Bengaluru, New Delhi,  
Kochi, Kollam & Kozhikode

Simpson's Buildings,  
861, Anna Salai,  
Chennai - 600 002.

23<sup>rd</sup> May 2022

## INDEPENDENT AUDITOR'S REPORT TO THE BOARD OF DIRECTORS OF TAMILNADU PETROPRODUCTS LIMITED.

### Report on the audit of the Standalone Financial Results

We have audited the accompanying statement of standalone financial results of Tamilnadu Petroproducts Limited (the "Company") for the quarter and year ended 31<sup>st</sup> March 2022 attached herewith, being submitted by the Company pursuant to the requirement of Regulation 33 of the SEBI (Listing Obligations and Disclosure Requirements) Regulations, 2015, as amended ("Listing Regulations").

### Opinion

In our opinion and to the best of our information and according to the explanations given to us these standalone financial results:

- i. are presented in accordance with the requirements of Regulation 33 of the Listing Regulations; and
- ii. give a true and fair view in conformity with the recognition and measurement principles laid down in the applicable accounting standards and other accounting principles generally accepted in India of the net profit and other comprehensive income and other financial information for the quarter and year ended 31<sup>st</sup> March 2022.

### Basis for Opinion

We conducted our audit in accordance with the Standards on Auditing (SAs) specified under section 143(10) of the Companies Act, 2013 ("the Act"). Our responsibilities under those Standards are further described in the *Auditor's Responsibilities for the Audit of the Standalone Financial Results* section of our report. We are independent of the Company in accordance with the Code of Ethics issued by the Institute of Chartered Accountants of India together with the ethical requirements that are relevant to our audit of the financial results under the provisions of the Companies Act, 2013 and the Rules thereunder, and we have fulfilled our other ethical responsibilities in accordance with these requirements and the Code of Ethics. We believe that the audit evidence we have obtained is sufficient and appropriate to provide a basis for our opinion.



## **Management's Responsibilities for the Standalone Financial Results**

These quarterly financial results as well as the year to date standalone financial results have been prepared on the basis of standalone financial statements. The Company's Board of Directors are responsible for the preparation of these financial results that give a true and fair view of the net profit and other comprehensive income and other financial information in accordance with the recognition and measurement principles laid down in Indian Accounting Standard prescribed under Section 133 of the Act read with relevant rules issued thereunder and other accounting principles generally accepted in India and in compliance with Regulation 33 of the Listing Regulations. This responsibility also includes maintenance of adequate accounting records in accordance with the provisions of the Act for safeguarding of the assets of the Company and for preventing and detecting frauds and other irregularities; selection and application of appropriate accounting policies; making judgments and estimates that are reasonable and prudent; and design, implementation and maintenance of adequate internal financial controls that were operating effectively for ensuring the accuracy and completeness of the accounting records, relevant to the preparation and presentation of the standalone financial results that give a true and fair view and are free from material misstatement, whether due to fraud or error.

In preparing the standalone financial results, the Board of Directors are responsible for assessing the Company's ability to continue as a going concern, disclosing, as applicable, matters related to going concern and using the going concern basis of accounting unless the Board of Directors either intends to liquidate the Company or to cease operations, or has no realistic alternative but to do so.

The Board of Directors are also responsible for overseeing the Company's financial reporting process.

## **Auditor's Responsibilities for the Audit of the Standalone Financial Results**

Our objectives are to obtain reasonable assurance about whether the standalone financial results as a whole are free from material misstatement, whether due to fraud or error, and to issue an auditor's report that includes our opinion. Reasonable assurance is a high level of assurance but is not a guarantee that an audit conducted in accordance with SAs will always detect a material misstatement when it exists. Misstatements can arise from fraud or error and are considered material if, individually or in the aggregate, they could reasonably be expected to influence the economic decisions of users taken on the basis of these standalone financial results.

As part of an audit in accordance with SAs, we exercise professional judgment and maintain professional scepticism throughout the audit. We also:

- Identify and assess risks of material misstatement of the standalone financial results, whether due to fraud or error, design and perform audit procedures responsive to those risks, and obtain audit evidence that is sufficient and appropriate to provide a basis for our opinion.



The risk of not detecting a material misstatement resulting from fraud is higher than for one resulting from error, as fraud may involve collusion, forgery, intentional omissions, misrepresentations, or the override of internal control.

- Obtain an understanding of internal control relevant to the audit in order to design audit procedures that are appropriate in the circumstances. Under Section 143(3)(i) of the Act, we are also responsible for expressing our opinion on whether the Company has adequate internal financial controls with reference to financial statements in place and the operating effectiveness of such controls.
- Evaluate the appropriateness of accounting policies used and the reasonableness of accounting estimates and related disclosures made by the Board of Directors.
- Conclude on the appropriateness of the Board of Directors' use of the going concern basis of accounting and, based on the audit evidence obtained, whether a material uncertainty exists related to events or conditions that may cast significant doubt on the Company's ability to continue as a going concern. If we conclude that a material uncertainty exists, we are required to draw attention in our auditor's report to the related disclosures in the financial results or, if such disclosures are inadequate, to modify our opinion. Our conclusions are based on the audit evidence obtained up to the date of our auditor's report. However, future events or conditions may cause the Company to cease to continue as a going concern.
- Evaluate the overall presentation, structure, and content of the standalone financial results, including the disclosures, and whether the standalone financial results represent the underlying transactions and events in a manner that achieves fair presentation.

Materiality is the magnitude of misstatements in the standalone financial results that, individually or in aggregate, makes it probable that the economic decisions of a reasonably knowledgeable user of the standalone financial results may be influenced. We consider quantitative materiality and qualitative factors in

- i. planning the scope of our audit work and in evaluating the results of our work; and
- ii. to evaluate the effect of any identified misstatements in the standalone financial results.

We communicate with those charged with governance regarding, among other matters, the planned scope and timing of the audit and significant audit findings, including any significant deficiencies in internal control that we identify during our audit.

We also provide those charged with governance with a statement that we have complied with relevant ethical requirements regarding independence, and to communicate with them all relationships and other matters that may reasonably be thought to bear on our independence, and where applicable, related safeguards.



## Other Matters

The figures of the standalone financial results as reported for the quarter ended March 31, 2022 and the corresponding quarter ended in the previous year are the balancing figures between audited figures in respect of the full financial year and the published year-to-date figures up to the end of third quarter of the relevant financial year. Also, the figures up to the end of the third quarter of the current and previous financial year had only been subjected to limited review by us.

Our opinion is not modified in respect of the above matter.

For R.G.N. Price & Co.,  
Chartered Accountants  
Firm Registration No.002785S



Mahesh Krishnan  
Partner

M.No.206520

UDIN: 22206520 AJKGM09887





## TAMILNADU PETROPRODUCTS LIMITED

Registered Office : Manali Express Highway, Manali, Chennai-600068  
 Website: www.tnpetro.com ; Telefax No. 044-25945588; E-Mail: secy-legal@tnpetro.com  
 CIN: L23200TN1984PLC010931, Scrip Code: 500777, Scrip Id: TNPETRO

₹. in Lakh

### STATEMENT OF AUDITED STANDALONE FINANCIAL RESULTS FOR THE QUARTER AND YEAR ENDED 31ST MARCH 2022

Sl.	Particulars	Quarter ended			Year ended	
		31-Mar-2022	31-Dec-2021	31-Mar-2021	31-Mar-2022	31-Mar-2021
		Audited	Unaudited	Audited	Audited	Audited
1	Revenue from Operations	43,364	44,843	34,930	1,80,217	1,14,276
2	Other operating income	143	63	67	341	245
3	Other Income	331	313	258	1,279	1,016
<b>4</b>	<b>Total Income (1+2+3)</b>	<b>43,838</b>	<b>45,219</b>	<b>35,255</b>	<b>1,81,837</b>	<b>1,15,537</b>
5	Expenses:					
a)	Cost of materials consumed	21,185	23,131	16,226	84,510	50,475
b)	Changes in inventories of finished goods, work-in-progress and stock in trade	464	(581)	(1,193)	166	(1,017)
c)	Employee benefits expense	1,106	1,056	1,052	4,106	4,002
d)	Finance costs	187	165	347	580	722
e)	Depreciation and amortisation expense	581	590	559	2,363	2,273
f)	Power and fuel	8,642	9,340	7,097	35,286	23,916
g)	Referral Charges	3,521	1,832	761	16,252	5,292
h)	Other expenses	4,773	3,429	3,893	15,422	15,363
	<b>Total Expenses [5(a) to 5(h)]</b>	<b>40,459</b>	<b>38,962</b>	<b>28,742</b>	<b>1,58,685</b>	<b>1,01,026</b>
<b>6</b>	<b>Profit/(Loss) from ordinary activities before exceptional items (4-5)</b>	<b>3,379</b>	<b>6,257</b>	<b>6,513</b>	<b>23,152</b>	<b>14,511</b>
7	Exceptional items - Income/(Expenses) (Refer Note:4)	-	-	2,473	-	2,473
<b>8</b>	<b>Profit before tax (6+7)</b>	<b>3,379</b>	<b>6,257</b>	<b>8,986</b>	<b>23,152</b>	<b>16,984</b>
9	Tax expense:					
a)	Current tax	1,008	1,675	1,833	6,408	4,001
b)	Provision for tax relating to prior years	73	-	1,036	73	1,036
c)	Deferred Tax	(87)	(113)	(156)	(393)	(218)
	<b>Total Tax Expenses[7(a) to 7(d)]</b>	<b>994</b>	<b>1,562</b>	<b>2,713</b>	<b>6,088</b>	<b>4,819</b>
<b>10</b>	<b>Net Profit/(Loss) after tax (8 - 7)</b>	<b>2,385</b>	<b>4,695</b>	<b>6,273</b>	<b>17,064</b>	<b>12,165</b>
11	Other Comprehensive income (OCI)					
a)	Items that will not be reclassified to Profit & Loss Re-measurement of Defined Benefit Plan (Net)	72	(13)	14	34	(23)
b)	Items that will be reclassified to Profit & Loss Changes in Fair Valuation of Derivative Instrument (Net)	-	-	8	-	-
<b>12</b>	<b>Total Comprehensive income (10+/-11)</b>	<b>2,457</b>	<b>4,682</b>	<b>6,295</b>	<b>17,098</b>	<b>12,142</b>
13	Paid-up equity share capital (Face value ₹ 10/-each)	8,997	8,997	8,997	8,997	8,997
14	Reserves excluding revaluation reserve	-	-	-	61,709	46,861
15	Earnings per share (in ₹)					
	Basic and diluted *(not annualised)	2.65*	5.22*	6.97*	18.97	13.52




**TAMILNADU PETROPRODUCTS LIMITED**

Registered Office : Manali Express Highway, Manali, Chennai-600068  
 Website: www.tnpetro.com; Telefax No. 044-25945588; E-Mail: secy-legal@tnpetro.com  
 CIN: L23200TN1984PLC010931, Scrip Code: 500777, Scrip Id: TNPETRO

**NOTES:****1. AUDITED STANDALONE STATEMENT OF ASSETS AND LIABILITIES**

₹. in Lakh

Particulars	As at 31-March-2022 (Audited)	As at 31-March-2021 (Audited)
<b>ASSETS</b>		
<b>Non-Current Assets</b>		
(a) Property, Plant and Equipment	25,478	27,389
(b) Capital work-in-progress	2,674	147
(c) Investment Property	21	21
(d) Right of Use-Assets	1,249	673
(e) Financial assets		
(i) Investments		
(a) Investments in subsidiaries	9,645	9,645
(b) Other Investments	139	147
(ii) Other financial assets	2,070	2,080
(f) Other non-current assets	433	-
<b>TOTAL NON-CURRENT ASSETS - 1</b>	<b>41,709</b>	<b>40,102</b>
<b>Current assets</b>		
(a) Inventories	14,258	8,182
(b) Financial assets		
(i) Trade Receivables	11,206	8,114
(ii) Cash and Cash equivalents	-	1
(iii) Bank balances other than Cash and Cash equivalents	22,939	17,318
(iv) Other financial assets	721	528
(c) Other Current assets	3,035	1,799
<b>TOTAL CURRENT ASSETS - 2</b>	<b>52,159</b>	<b>35,942</b>
Assets classified as held for sale -3	100	100
<b>TOTAL ASSETS (1+2+3)</b>	<b>93,968</b>	<b>76,144</b>
<b>EQUITY AND LIABILITIES</b>		
<b>Equity</b>		
(a) Equity share capital	8,997	8,997
(b) Other Equity	61,709	46,861
<b>TOTAL EQUITY - 1</b>	<b>70,706</b>	<b>55,858</b>
<b>Liabilities</b>		
<b>Non-Current liabilities</b>		
(a) Financial liabilities		
(i) Lease Liabilities	1,399	747
(ii) Other financial liabilities	76	29
(b) Provisions	4,931	3,319
(c) Deferred tax liabilities (net)	1,522	1,915
<b>TOTAL NON-CURRENT LIABILITIES - 2</b>	<b>7,928</b>	<b>6,010</b>
<b>Current liabilities</b>		
(a) Financial liabilities		
(i) Borrowings	4,222	4,374
(ii) Trade payables	6,179	4,267
(iii) Other financial liabilities	2,135	920
(b) Provisions	1,259	3,286
(c) Other Current Liabilities	1,539	1,429
<b>TOTAL CURRENT LIABILITIES - 3</b>	<b>15,334</b>	<b>14,276</b>
<b>TOTAL EQUITY &amp; LIABILITIES(1+2+3)</b>	<b>93,968</b>	<b>76,144</b>






**TAMILNADU PETROPRODUCTS LIMITED**

Registered Office : Manali Express Highway, Manali, Chennai-600068  
 Website: www.tnpetro.com; Telefax No. 044-25945588; E-Mail: secy-legal@tnpetro.com  
 CIN: L23200TN1984PLC010931, Scrip Code: 500777, Scrip Id: TNPETRO

**NOTES:**

<b>2. AUDITED STANDALONE STATEMENT OF CASH FLOW</b>		<b>₹. in Lakh</b>	
	<b>As at 31-March-2022 (Audited)</b>	<b>As at 31-March-2021 (Audited)</b>	
<b>A. Cash flow from operating activities:</b>			
<b>Profit before tax</b>	<b>23,152</b>		<b>16,984</b>
Adjustments for :			
Depreciation / Amortization Costs	2,363	2,273	
Profit on sale of property	-	(11)	
Loss on fixed assets sold/scrapped	13	516	
Finance costs	579	722	
Interest income	(1,182)	(872)	
Provision no longer required written back		(2,473)	
Employee benefit obligation	45	(31)	
	<b>1,818</b>		<b>124</b>
<b>Operating profit before working capital changes</b>	<b>24,970</b>		<b>17,108</b>
<b>Changes in working capital:</b>			
<b>Adjustments for (increase) / decrease in operating assets:</b>			
Inventories	(6,076)	(356)	
Trade receivables	(3,092)	(3,129)	
Other financial assets	(43)	(1,984)	
Other assets	(173)	1,538	
<b>Adjustments for Increase / (decrease) in operating liabilities:</b>			
Trade payables	1,912	(954)	
Provision and other current liabilities	1,757	1,495	
Other financial liabilities	1,170	(666)	
	<b>(4,545)</b>		<b>(4,055)</b>
<b>Cash generated from operations</b>	<b>20,425</b>		<b>13,053</b>
Net income tax (paid)	(9,619)		(3,428)
<b>Net cash flow from / (used in) operating activities (A)</b>	<b>10,806</b>		<b>9,625</b>
<b>B. Cash flow from investing activities:</b>			
Payments to acquire property, plant and equipment, including capital advances	(4,001)	(1,011)	
Proceeds from sale of Property, Plant and Equipment	1	11	
Investments in / (Sale of) Equity shares	8		
Investments in Fixed deposits with Bank	(5,419)	(9,121)	
Interest received - others	1,043	619	
Bank balances not considered as cash and cash equivalents	(202)	255	
<b>Net cash flow from / (used in) investing activities (B)</b>	<b>(8,570)</b>		<b>(9,247)</b>
<b>C. Cash flow from financing activities:</b>			
Repayment of short-term borrowings	651	748	
Net increase / (decrease) in working capital borrowings	(152)	705	
Finance costs	(580)	(523)	
Dividends paid	(2,156)	(1,306)	
<b>Net cash from / (used in) financing activities (C)</b>	<b>(2,237)</b>		<b>(376)</b>
<b>Net cash flows during the year (A+B+C)</b>	<b>(1)</b>		<b>1</b>
Cash and cash equivalents at the beginning of the year		1	1
Cash and cash equivalents at the end of the year		-	1
<b>Net increase / (decrease) in cash and cash equivalents</b>		<b>(1)</b>	<b>1</b>







## TAMILNADU PETROPRODUCTS LIMITED

Registered Office : Manali Express Highway, Manali, Chennai-600068

Website: www.tnpetro.com; Telefax: 044-25945588; E-Mail: secy-legal@tnpetro.com

CIN: L23200TN1984PLC010931, Scrip Code: 500777, Scrip Id: TNPETRO

### Notes to the Audited Standalone Financial Results:

- 1 The above financial results were reviewed and recommended by the Audit Committee and approved by the Board of Directors at their meeting held on 23rd May 2022 and have been subjected to Audit by the Statutory Auditors of the Company. The above results have been prepared in accordance with the Indian Accounting Standards - (Ind AS) as prescribed under Section 133 of the Companies Act 2013, read with Rule 3 of the Companies (Indian Accounting Standards) Rules, 2015 and relevant amendment rules thereafter.
- 2 The Chief Operating Decision Maker (CODM) has considered manufacturing of Industrial Intermediate Chemicals as the single operating segment as defined in Ind AS 108- Operating Segments.
- 3 The code on Social Security, 2020 ('Code') relating to employee benefits during employment and post-employment benefits, received Presidential assent in September 2020. The Code has been published in the Gazette of India. However, the date from which the Code will come into effect has not been notified. The Company will assess the impact of the Code when it comes into effect and will record any related impact in the period the Code becomes effective.
- 4 The company in its efforts to augment capacity in its Linear Alkyl Benzene plant from its existing 120 KTA to 145 KTA has incurred a sum of ₹ 23.57 crore during the year towards the cost of the design engineering. The estimated cost of revamping LAB facility is ₹ 240 crore and expected to be put on stream in 24 months from the date of all statutory clearances.  
  
The company in order to modernise the existing CS lye facility from its 150 TPD to 250 TPD has estimated an outlay of ₹ 165 crore to be incurred over a period of 18 months from all statutory clearances. Towards this, the company has incurred a sum of ₹ 0.47 crore during the year towards initial feasibility study.
- 5 The Board of Directors have recommended a dividend of ₹ ~~3.00~~ per share (~~30~~%) on 8,99,71,474 equity shares of ₹ 10/- each for the Financial Year 2021-22 subject to approval of Members at the Annual General Meeting.
- 6 The figures of the current quarter and the quarter ended March 31, 2021 are the balancing figures between audited figures of the full financial year ended March 31, 2022 and March 31, 2021, respectively and published year to date figure upto third quarter ended December 31, 2021 and December 31, 2020 respectively.
- 7 Previous year figures have been re-grouped / re-classified, where necessary to make it comparable with the current period.

For Tamilnadu Petroproducts Limited

*Vijayagopal*  
**K T Vijayagopal**  
Whole Time Director (Finance) & CFO

Place: Chennai  
Date : 23rd May, 2022



# R.G.N. PRICE & CO., CHARTERED ACCOUNTANTS

**Phone** : 28413633 & 28583494  
**E-Mail** : price@rgnprice.com  
**Offices at** : Mumbai, Bengaluru, New Delhi,  
Kochi, Kollam & Kozhikode

Simpson's Buildings,  
861, Anna Salai,  
Chennai - 600 002.

23<sup>rd</sup> May 2022

## INDEPENDENT AUDITORS' REPORT

### TO THE BOARD OF DIRECTORS OF TAMILNADU PETROPRODUCTS LIMITED

#### Report on the audit of the Consolidated Financial Results

We have audited the accompanying Statement of Consolidated Financial Results of Tamilnadu Petroproducts Limited ("Holding Company") and its subsidiaries (holding company and its subsidiaries together referred to as "the Group"), for the quarter and year ended 31<sup>st</sup> March 2022 ("the Statement"), being submitted by the holding company pursuant to the requirement of Regulation 33 of the SEBI (Listing Obligations and Disclosure Requirements) Regulations, 2015, as amended ("Listing Regulations").

#### Opinion

In our opinion and to the best of our information and according to the explanations given to us, and based on the consideration of the reports of the other auditors on separate financial statements/ financial information of subsidiaries, the Statement:

- a) includes the annual financial results of the following subsidiaries:
  - i. Certus Investment and Trading Limited, Mauritius
  - ii. Certus Investment and Trading (S) Private Limited, Singapore
- b) is presented in accordance with the requirements of Regulation 33 of the Listing Regulations, as amended; and
- c) gives a true and fair view, in conformity with the recognition and measurement principles laid down in the applicable accounting standards, and other accounting principles generally accepted in India, of consolidated total comprehensive income (comprising of net profit and other comprehensive income) and other financial information of the Group for the quarter and year ended 31<sup>st</sup> March 2022.



## **Basis for Opinion**

We conducted our audit in accordance with the Standards on Auditing (SAs) specified under section 143(10) of the Companies Act, 2013 (“the Act”). Our responsibilities under those Standards are further described in the Auditor’s Responsibilities for the Audit of the Consolidated Financial Results section of our report. We are independent of the Group, in accordance with the Code of Ethics issued by the Institute of Chartered Accountants of India (“the ICAI”) together with the ethical requirements that are relevant to our audit of the consolidated financial results under the provisions of the Act and the Rules there under, and we have fulfilled our other ethical responsibilities in accordance with these requirements and the ICAI’s Code of Ethics. We believe that the audit evidence obtained by us and the other auditors in terms of their reports referred to in “Other Matter” paragraph below, is sufficient and appropriate to provide a basis for our opinion.

## **Management Responsibilities for the Consolidated Financial Results**

These consolidated annual financial results have been prepared on the basis of the consolidated financial statements.

The Holding Company’s Board of Directors are responsible for the preparation and presentation of these consolidated financial results that give a true and fair view of the net profit and other comprehensive income and other financial information of the Group in accordance with the recognition and measurement principles laid down in Indian Accounting Standard prescribed under Section 133 of the Act read with relevant rules issued thereunder and other accounting principles generally accepted in India and in compliance with Regulation 33 of the Listing Regulations. The respective Board of Directors of the companies included in the Group are responsible for maintenance of adequate accounting records in accordance with the provisions of the Act for safeguarding of the assets of the Group and for preventing and detecting frauds and other irregularities; selection and application of appropriate accounting policies; making judgments and estimates that are reasonable and prudent; and the design, implementation and maintenance of adequate internal financial controls, that were operating effectively for ensuring accuracy and completeness of the accounting records, relevant to the preparation and presentation of the respective financial results that give a true and fair view and are free from material misstatement, whether due to fraud or error, which have been used for the purpose of preparation of the consolidated financial results by the Directors of the Holding Company, as aforesaid.

In preparing the consolidated financial results, the respective Board of Directors of the companies included in the Group are responsible for assessing the ability of the respective entities to continue as a going concern, disclosing, as applicable, matters related to going concern and using the going concern basis of accounting unless the respective Board of Directors either intends to liquidate the respective entities or to cease operations, or has no realistic alternative but to do so.



The respective Board of Directors of the companies included in the Group are responsible for overseeing the financial reporting process of their entity in the Group.

### **Auditor's Responsibilities for the Audit of the Consolidated Financial Results**

Our objectives are to obtain reasonable assurance about whether the consolidated financial results as a whole are free from material misstatement, whether due to fraud or error, and to issue an auditor's report that includes our opinion. Reasonable assurance is a high level of assurance but is not a guarantee that an audit conducted in accordance with SAs will always detect a material misstatement when it exists. Misstatements can arise from fraud or error and are considered material if, individually or in the aggregate, they could reasonably be expected to influence the economic decisions of users taken on the basis of these consolidated financial results.

As part of an audit in accordance with SAs, we exercise professional judgment and maintain professional skepticism throughout the audit. We also:

- Identify and assess risks of material misstatement of the consolidated financial results, whether due to fraud or error, design and perform audit procedures responsive to those risks, and obtain audit evidence that is sufficient and appropriate to provide a basis for our opinion. The risk of not detecting a material misstatement resulting from fraud is higher than for one resulting from error, as fraud may involve collusion, forgery, intentional omissions, misrepresentations, or the override of internal control.
- Obtain an understanding of internal control relevant to the audit in order to design audit procedures that are appropriate in the circumstances but not for the purpose of expressing an opinion on the effectiveness of such controls.
- Evaluate the appropriateness of accounting policies used and the reasonableness of accounting estimates and related disclosures made by the Board of Directors.
- Conclude on the appropriateness of the Board of Directors' use of the going concern basis of accounting and, based on the audit evidence obtained, whether a material uncertainty exists related to events or conditions that may cast significant doubt on the ability of the Group to continue as a going concern. If we conclude that a material uncertainty exists, we are required to draw attention in our auditor's report to the related disclosures in the consolidated financial results or, if such disclosures are inadequate, to modify our opinion. Our conclusions are based on the audit evidence obtained up to the date of our auditor's report. However, future events or conditions may cause the Group to cease to continue as a going concern.
- Evaluate the overall presentation, structure, and content of the consolidated financial results, including the disclosures, and whether the consolidated financial results represent the underlying transactions and events in a manner that achieves fair presentation.



- Obtain sufficient appropriate audit evidence regarding the financial results/financial information of the entities within the Group to express an opinion on the consolidated Financial Results. We are responsible for the direction, supervision, and performance of the audit of financial information of such entities included in the consolidated financial results of which we are the independent auditors. For the other entities included in the consolidated financial results, which have been audited by other auditors, such other auditors remain responsible for the direction, supervision and performance of the audits carried out by them. We remain solely responsible for our audit opinion.

Materiality is the magnitude of misstatements in the consolidated financial results that, individually or in aggregate, makes it probable that the economic decisions of a reasonably knowledgeable user of the consolidated financial results may be influenced. We consider quantitative materiality and qualitative factors in

- i. planning the scope of our audit work and in evaluating the results of our work; and
- ii. to evaluate the effect of any identified misstatements in the consolidated financial results.

We communicate with those charged with governance of the Holding Company and such other entities included in the consolidated financial results of which we are the independent auditors regarding, among other matters, the planned scope and timing of the audit and significant audit findings, including any significant deficiencies in internal control that we identify during our audit.

We also provide those charged with governance with a statement that we have complied with relevant ethical requirements regarding independence, and to communicate with them all relationships and other matters that may reasonably be thought to bear on our independence, and where applicable, related safeguards.

We also performed procedures in accordance with the circular issued by the SEBI under Regulation 33(8) of the Listing Regulations, as amended, to the extent applicable.

### **Other Matters**

1. The consolidated financial results include the audited financial results of two (including one step-down subsidiary) subsidiaries listed above, whose financial statements reflect Group's share of total assets of Rs.13771.24 lakhs as at 31<sup>st</sup> March 2022, Group's share of total revenue of Rs. 125 lakhs and Rs.526 lakhs and Group's share of total net profit after tax of Rs. 114 lakhs and Rs.472 lakhs for the quarter ended 31<sup>st</sup> March 2022 and for the year ended 31<sup>st</sup> March 2022 respectively, as considered in the consolidated Financial Results, which have been audited by their respective independent auditors. The independent auditors' reports on financial statements of these entities have been furnished to us and our opinion on the consolidated financial results, in so far as it relates to the amounts and disclosures included in respect of these entities, is based solely on the report of such auditors and the procedures performed by us are as stated in paragraph above.



2. The statement includes the results for the quarter ended 31<sup>st</sup> March 2022 being the balancing figures between the audited figures in respect of the full financial year and the published unaudited year to date figures up to the third quarter of the current financial year which were subject to limited review by us.

Our opinion on the consolidated financial results is not modified in respect of the above matters, including with respect to our reliance on the work done and the reports of the other auditors.

For R.G.N. Price & Co.,  
Chartered Accountants  
Firm Registration No.002785S



Mahesh Krishnan  
Partner

M.No.206520

UDIN: 22206520AJK GOR 8006





## TAMILNADU PETROPRODUCTS LIMITED

Registered Office : Manali Express Highway, Manali, Chennai-600068  
 Website: www.tnpetro.com ; Telefax No. 044-25945588; E-Mail: secy-legal@tnpetro.com  
 CIN: L23200TN1984PLC010931, Scrip Code: 500777, Scrip Id: TNPETRO

₹. in Lakh

### STATEMENT OF AUDITED CONSOLIDATED FINANCIAL RESULTS FOR THE QUARTER AND YEAR ENDED 31ST MARCH 20 22

Sl.	Particulars	Quarter ended			Year ended	
		31-Mar-2022	31-Dec-2021	31-Mar-2021	31-Mar-2022	31-Mar-2021
		Audited	Unaudited	Audited	Audited	Audited
1	Revenue from Operations	43,364	44,843	34,930	1,80,217	1,14,276
2	Other operating income	143	63	67	341	245
3	Other Income	456	452	373	1,805	1,516
4	<b>Total Income (1+2+3)</b>	<b>43,963</b>	<b>45,358</b>	<b>35,370</b>	<b>1,82,363</b>	<b>1,16,037</b>
5	Expenses:					
	a) Cost of materials consumed	21,185	23,131	16,226	84,510	50,475
	b) Changes in inventories of finished goods, work-in-progress and stock in trade	464	(581)	(1,194)	166	(1,017)
	c) Employee benefits expense	1,106	1,056	1,053	4,106	4,002
	d) Finance costs	187	165	347	581	723
	e) Depreciation and amortisation expense	581	590	559	2,363	2,273
	f) Power and fuel	8,642	9,340	7,097	35,286	23,916
	g) Referral Charges	3,522	1,832	761	16,253	5,292
	h) Other expenses	4,780	3,433	3,897	15,457	15,392
	<b>Total Expenses [5(a) to 5(h)]</b>	<b>40,467</b>	<b>38,967</b>	<b>28,746</b>	<b>1,58,722</b>	<b>1,01,056</b>
6	<b>Profit/(Loss) from ordinary activities before exceptional items (4-5)</b>	<b>3,496</b>	<b>6,391</b>	<b>6,624</b>	<b>23,641</b>	<b>14,981</b>
7	Exceptional items - Income/(Expenses) (Refer Note:4)	-	-	2,473	-	2,473
8	<b>Profit before tax (6+7)</b>	<b>3,496</b>	<b>6,391</b>	<b>9,097</b>	<b>23,641</b>	<b>17,454</b>
9	Tax expense:					
	a) Current tax	1,011	1,684	1,835	6,425	4,015
	b) Provision for tax relating to prior years	73	-	1,037	73	1,037
	c) Deferred Tax	(87)	(113)	(156)	(393)	(218)
	<b>Total Tax Expenses[7(a) to 7(d)]</b>	<b>997</b>	<b>1,571</b>	<b>2,716</b>	<b>6,105</b>	<b>4,834</b>
10	<b>Net Profit/(Loss) after tax (8 - 7)</b>	<b>2,499</b>	<b>4,820</b>	<b>6,381</b>	<b>17,536</b>	<b>12,620</b>
11	Other Comprehensive income (OCI)					
	a) Items that will not be reclassified to Profit & Loss					
	Re-measurement of Defined Benefit Plan (Net)	72	(13)	14	34	(23)
	b) Items that will be reclassified to Profit & Loss					
	Changes in Fair Valuation of Derivative Instrument (Net)	-	-	8	-	-
	Changes in Foreign Currency Translation (Net)	273	8	76	414	(325)
12	<b>Total Comprehensive income (10+/-11)</b>	<b>2,844</b>	<b>4,816</b>	<b>6,479</b>	<b>17,984</b>	<b>12,272</b>
13	Paid-up equity share capital (Face value ₹ 10/-each)	8,997	8,997	8,997	8,997	8,997
14	Reserves excluding revaluation reserve	-	-	-	65,820	50,085
15	Earnings per share (in ₹)					
	Basic and diluted *(not annualised)	2.78*	5.36*	7.09*	19.49	14.03



**TAMILNADU PETROPRODUCTS LIMITED**

Registered Office : Manali Express Highway, Manali, Chennai-600068  
Website: www.tnpetro.com; Telefax No. 044-25945588; E-Mail: secy-legal@tnpetro.com  
CIN: L23200TN1984PLC010931, Scrip Code: 500777, Scrip Id: TNPETRO

**NOTES:****1. AUDITED CONSOLIDATED STATEMENT OF ASSETS AND LIABILITIES**

₹. in Lakh

Particulars	As at 31-March-2022 (Audited)	As at 31-March-2021 (Audited)
<b>ASSETS</b>		
<b>Non-Current Assets</b>		
(a) Property, Plant and Equipment	25,478	27,389
(b) Capital work-in-progress	2,674	147
(c) Investment Property	21	21
(d) Right of Use-Assets	1,249	673
(e) Financial assets		
(ii) Investments		
(a) Investments in subsidiaries	-	-
(b) Other Investments	139	147
(ii) Other financial assets	2,070	2,080
(f) Other non-current assets	433	-
<b>TOTAL NON-CURRENT ASSETS - 1</b>	<b>32,064</b>	<b>30,457</b>
<b>Current assets</b>		
(a) Inventories	14,258	8,182
(b) Financial assets		
(i) Trade Receivables	11,206	8,114
(ii) Cash and Cash equivalents	12,251	12,879
(iii) Bank balances other than Cash and Cash equivalents	24,455	17,317
(iv) Other financial assets	722	530
(c) Other Current assets	3,038	1,804
<b>TOTAL CURRENT ASSETS - 2</b>	<b>65,930</b>	<b>48,826</b>
Assets classified as held for sale - 3	100	100
<b>TOTAL ASSETS (1+2+3)</b>	<b>98,094</b>	<b>79,383</b>
<b>EQUITY AND LIABILITIES</b>		
<b>Equity</b>		
(a) Equity share capital	8,997	8,997
(b) Other Equity	65,820	50,085
<b>TOTAL EQUITY - 1</b>	<b>74,817</b>	<b>59,082</b>
<b>Liabilities</b>		
<b>Non-Current liabilities</b>		
(a) Financial liabilities		
(i) Lease Liabilities	1,399	748
(ii) Other financial liabilities	76	29
(b) Provisions	4,931	3,319
(c) Deferred tax liabilities (net)	1,522	1,915
<b>TOTAL NON-CURRENT LIABILITIES - 2</b>	<b>7,928</b>	<b>6,010</b>
<b>Current liabilities</b>		
(a) Financial liabilities		
(i) Borrowings	4,222	4,374
(ii) Trade payables	6,179	4,276
(iii) Other financial liabilities	2,145	920
(b) Provisions	1,264	3,292
(c) Other Current Liabilities	1,539	1,429
<b>TOTAL CURRENT LIABILITIES - 3</b>	<b>15,349</b>	<b>14,291</b>
<b>TOTAL EQUITY &amp; LIABILITIES(1+2+3)</b>	<b>98,094</b>	<b>79,383</b>







**TAMILNADU PETROPRODUCTS LIMITED**

Registered Office : Manali Express Highway, Manali, Chennai-600068  
 Website: www.tnpetro.com; Telefax No. 044-25945588; E-Mail: secy-legal@tnpetro.com  
 CIN: L23200TN1984PLC010931, Scrip Code: 500777, Scrip Id: TNPETRO

**NOTES:**

<b>2. AUDITED CONSOLIDATED STATEMENT OF CASH FLOW</b>		<b>₹. in Lakh</b>	
	<b>As at 31-March-2022 (Audited)</b>	<b>As at 31-March-2021 (Audited)</b>	
<b>A. Cash flow from operating activities:</b>			
<b>Profit before tax</b>	<b>23,642</b>		<b>17,455</b>
Adjustments for :			
Depreciation / Amortization Costs	2,363	2,273	
Profit on sale of property	-	(11)	
Loss on fixed assets sold/scrapped	13	516	
Finance costs	581	723	
Interest income	(1,709)	(1,372)	
Provision no longer required written back	-	(2,473)	
Employee benefit obligation	45	(31)	
Exchange differences in translating the financial statements of foreign operations	414	(325)	
	<b>1,707</b>		<b>(700)</b>
<b>Operating profit before working capital changes</b>	<b>25,349</b>		<b>16,755</b>
<b>Changes in working capital:</b>			
<b>Adjustments for (increase) / decrease in operating assets:</b>			
Inventories	(6,076)	(356)	
Trade receivables	(3,092)	(3,129)	
Other financial assets	(43)	(1,984)	
Other assets	(171)	1,538	
<b>Adjustments for increase / (decrease) in operating liabilities:</b>			
Trade payables	1,903	(956)	
Provision and other current liabilities	1,757	1,497	
Other financial liabilities	1,178	(666)	
	<b>(4,544)</b>		<b>(4,056)</b>
<b>Cash generated from operations</b>	<b>20,805</b>		<b>12,699</b>
<b>Net income tax (paid)</b>	<b>(9,635)</b>		<b>(3,443)</b>
<b>Net cash flow from / (used in) operating activities (A)</b>	<b>11,170</b>		<b>9,256</b>
<b>B. Cash flow from investing activities:</b>			
Payments to acquire property, plant and equipment, including capital advances	(4,001)	(1,011)	
Proceeds from sale of Property, Plant and Equipment	1	11	
Investments in / (Sale of) Equity shares	8	-	
Investments in Fixed deposits with Bank	(6,935)	(9,121)	
Interest received - others	1,569	1,121	
Bank balances not considered as cash and cash equivalents	(202)	255	
<b>Net cash flow from / (used in) investing activities (B)</b>	<b>(9,560)</b>		<b>(8,745)</b>
<b>C. Cash flow from financing activities:</b>			
Repayment of short-term borrowings	652	748	
Net increase / (decrease) in working capital borrowings	(153)	705	
Finance costs	(580)	(525)	
Dividends paid	(2,156)	(1,306)	
<b>Net cash from / (used in) financing activities (C)</b>	<b>(2,237)</b>		<b>(378)</b>
<b>Net cash flows during the year (A+B+C)</b>	<b>(627)</b>		<b>133</b>
Cash and cash equivalents at the beginning of the year	12,879		12,746.00
Cash and cash equivalents at the end of the year	12,252		12,879.00
<b>Net increase / (decrease) in cash and cash equivalents</b>	<b>(627)</b>		<b>133</b>





**TAMILNADU PETROPRODUCTS LIMITED**

Registered Office : Manali Express Highway, Manali, Chennai-600068  
Website: www.tnpetro.com; Telefax: 044-25945588; E-Mail: secy-legal@tnpetro.com  
CIN: L23200TN1984PLC010931, Scrip Code: 500777, Scrip Id: TNPETRO

**Notes to the Audited Consolidated Financial Results:**

- 1 The above financial results were reviewed and recommended by the Audit Committee and approved by the Board of Directors at their meeting held on 23rd May 2022 and have been subjected to Audit by the Statutory Auditors of the Company. The above results have been prepared in accordance with the Indian Accounting Standards - (Ind AS) as prescribed under Section 133 of the Companies Act 2013, read with Rule 3 of the Companies (Indian Accounting Standards) Rules, 2015 and relevant amendment rules thereafter.
- 2 The Consolidated Financial Results include the consolidated results of the Company's wholly owned subsidiary - Certus Investments & Trading Limited Mauritius on the basis of financial statements Audited by independent auditors of the subsidiary.
- 3 The Chief Operating Decision Maker (CODM) has considered manufacturing of Industrial Intermediate Chemicals as the single operating segment as defined in Ind AS 108- Operating Segments.
- 4 The code on Social Security, 2020 ('Code') relating to employee benefits during employment and post-employment benefits, received Presidential assent in September 2020. The Code has been published in the Gazette of India. However, the date from which the Code will come into effect has not been notified. The group will assess the impact of the Code when it comes into effect and will record any related impact in the period the Code becomes effective.
- 5 The group in its efforts to augment capacity in its Linear Alkyl Benzene plant from its existing 120 KTA to 145 KTA has incurred a sum of ₹ 23.57 crore during the year towards the cost of the design engineering. The estimated cost of revamping LAB facility is ₹ 240 crore and expected to be put on stream in 24 months from the date of all statutory clearances.  
  
The group in order to modernise the existing CS Lye facility from its 150 TPD to 250 TPD has estimated an outlay of ₹ 165 crore to be incurred over a period of 18 months from all statutory clearances. Towards this, the company has incurred a sum of ₹ 0.47 crore during the year towards initial feasibility study.
- 6 The Board of Directors have recommended a dividend of ₹ **3.00** per share (**30%**) on 8,99,71,474 equity shares of ₹ 10/- each for the Financial Year 2021-22 subject to approval of Members at the Annual General Meeting.
- 7 The figures of the current quarter and the quarter ended March 31, 2021 are the balancing figures between audited figures of the full financial year ended March 31, 2022 and March 31, 2021, respectively and published year to date figure upto third quarter ended December 31, 2021 and December 31, 2020 respectively.
- 8 Previous year figures have been re-grouped / re-classified, where necessary to make it comparable with the current period.

**For Tamilnadu Petroproducts Limited**

*Vijayagopal*

**K T Vijayagopal**  
**Whole Time Director (Finance) & CFO**

Place: Chennai  
Date : 23rd May, 2022





# Tamilnadu Petroproducts Limited

## DECLARATION

Pursuant to second proviso to Regulation 33(3) (d) of the SEBI (Listing Obligations and Disclosure Requirements) 2015, we hereby declare that the Reports of the Auditors on the Standalone and Consolidated Financial Results for the year ended 31<sup>st</sup> March 2022 do not contain any modified opinion.

For Tamilnadu Petroproducts Limited

KT Vijayagopal  
Whole-Time Director (Finance) & CFO

Place: Chennai  
Date: 23-05-2022



Regd. Office & Factory :  
Post Box No. 9, Manali Express Highway, Manali,  
Chennai - 600 068, India.  
Tel. : (0091) - 44 - 25945500 to 09 Telefax : 044-2594 5588  
Website : [www.tnpetro.com](http://www.tnpetro.com) CIN : L23200TN1984PLC010931  
TPL GSTIN : 33AAACT1295M1Z6