

**SURYODAY**

A BANK OF SMILES

Ref.: SSFB/CS/79/2021-2022

Date: February 3, 2022

To,

National Stock Exchange of India LimitedThe Listing Department
Exchange Plaza, C-1, Block G,
Bandra Kurla Complex,
Bandra (East)
Mumbai - 400 051**BSE Limited**Department of Corporate Services
Phiroze Jeejeebhoy Towers,
Dalal Street, Fort,
Mumbai — 400 001

Scrip Code: 543279

Symbol: **SURYODAY**

Dear Sir/Madam,

Sub: Outcome of the Board Meeting of the Bank held on February 3, 2022 -Approval of Unaudited Financial Results of the Bank for the quarter (Q3) and nine months ended December 31, 2021.

Pursuant to Regulations 30, 33, 52 and other applicable provisions read with Schedule III of the Securities and Exchange Board of India (Listing Obligations and Disclosure Requirements) Regulations, 2015 ("SEBI Listing Regulations"), we hereby inform that further to the review and recommendation of the Audit Committee, the Board of Directors of the Bank, at its meeting held on February 3, 2022, has considered and approved the Unaudited Financial Results for the quarter and nine months ended December 31, 2021 and taken on record the Limited Review Report thereon issued by the Statutory Auditors of the Bank, M/s Walker Chandiook & Co. LLP, Chartered Accountants (Firm Registration Number 001076N/N500013).

The Unaudited Financial Results for the quarter and nine months ended December 31, 2021 including line items required under Regulation 52(4) of SEBI Listing Regulations and the Limited Review Report thereon is attached. Also, attached is a copy of Press Release and Investor Presentation to be made to Analysts and Investors on financial results.

The meeting of the Board of Directors of the Bank commenced at 03:30 p.m. and concluded at 7:30 p.m.

This above information will be made available on the Bank's website at <https://www.suryodaybank.com/Financial-Result>.

This is for your information and record.

Thanking You,

For Suryoday Small Finance Bank Limited


Geeta Krishnan
Company Secretary and Compliance Officer



Encl: As above

SURYODAY SMALL FINANCE BANK LIMITED

Reg. & Corp. off : 1101, Sharda Terraces, Plot. 65, Sector 11, CBD Belapur, Navi Mumbai: 400614 Tel: 022-40435800

E Mail: info@suryodaybank.com / Web: www.suryodaybank.com CIN: L65923MH2008PLC261472 / GSTIN NO: 27AAMCS5499J1ZG

Walker Chandniok & Co LLP

11th Floor, Tower II,
One International Center,
S B Marg, Prabhadevi (W),
Mumbai - 400013
Maharashtra, India
T +91 22 6626 2699
F +91 22 6626 2601

Independent Auditor's Review Report on Unaudited Quarterly Financial Results and Year to Date Results of the Bank Pursuant to the Regulation 33 and Regulation 52 read with Regulation 63 of the SEBI (Listing Obligations and Disclosure Requirements) Regulations, 2015 (as amended)

To the Board of Directors of Suryoday Small Finance Bank Limited

1. We have reviewed the accompanying Statement of Unaudited Financial results ('the Statement') of **Suryoday Small Finance Bank Limited** ("the Bank") for the quarter ended **31 December 2021** and the year to date results for the period 01 April 2021 to 31 December 2021, being submitted by the Bank pursuant to the requirements of Regulation 33 and Regulation 52 read with Regulation 63 of the SEBI (Listing Obligations and Disclosure Requirements) Regulations, 2015 (as amended), including relevant circulars issued by the SEBI from time to time.
2. The Statement, which is the responsibility of the Bank's Management and approved by the Bank's Board of Directors, has been prepared in accordance with the recognition and measurement principles laid down in Accounting Standard 25 'Interim Financial Reporting' ('AS 25'), prescribed under Section 133 of the Companies Act, 2013 ('the Act') read with relevant rules thereunder, the relevant provisions of the Banking Regulation Act, 1949, the circulars, guidelines and directions issued by the Reserve Bank of India ('the RBI') from time to time ('the RBI guidelines'), and other accounting principles generally accepted in India. Our responsibility is to express a conclusion on the Statement based on our review.
3. We conducted our review of the Statement in accordance with the Standard on Review Engagements (SRE) 2410, "Review of Interim Financial Information Performed by the Independent Auditor of the Entity", issued by the Institute of Chartered Accountants of India. A review of interim financial information consists of making inquiries, primarily of persons responsible for financial and accounting matters, and applying analytical and other review procedures. A review is substantially less in scope than an audit conducted in accordance with the Standards on Auditing specified under section 143(10) of the Act, and consequently, does not enable us to obtain assurance that we would become aware of all significant matters that might be identified in an audit. Accordingly, we do not express an audit opinion.
4. Based on our review conducted as above nothing has come to our attention that causes us to believe that the accompanying Statement, prepared in accordance with the recognition and measurement principles laid down in AS 25, prescribed under Section 133 of the Act read with relevant rules thereunder, the RBI guidelines, and other accounting principles generally accepted in India, has not disclosed the information required to be disclosed in accordance with the requirements of Regulation 33 and Regulation 52 read with Regulation 63 of the SEBI (Listing Obligations and Disclosure Requirements) Regulations, 2015 (as amended), including the manner in which it is to be disclosed, or that it contains any material misstatement, or that it has not been prepared in accordance with the relevant prudential norms issued by the RBI in respect of income recognition, asset classification, provisioning and other related matters.

Suryoday Small Finance Bank Limited
Independent Auditor's Review Report on Unaudited Quarterly Financial Results and Year to Date Results of the Bank Pursuant to the Regulation 33 and Regulation 52 read with Regulation 63 of the SEBI (Listing Obligations and Disclosure Requirements) Regulations, 2015 (as amended)

5. We draw attention to Note 4 of the accompanying Statement, which describes the uncertainties associated due to the outbreak of COVID-19. The impact of these uncertainties on the Bank's financial results is dependent on the future developments.

Our conclusion is not modified in respect of this matter

6. The financial results for the period ended 31 December 2020 and the year ended 31 March 2021, included in the Statement, were audited by the predecessor auditors, MSKC & Associates, who have expressed an unmodified opinion vide their audit reports dated 08 February 2021 and 27 May 2021, respectively. These reports have been furnished to us and have been relied upon by us for the purpose of our review of the Statement. Our conclusion is not modified in respect of this matter.

For **Walker Chandiok & Co LLP**
Chartered Accountants
Firm Registration No:001076N/N500013

Sudhir N. Pillai
Partner
Membership No:105782

UDIN:22105782AAEVUJ1384

Place: Mumbai
Date: 03 February 2022

Suryoday Small Finance Bank Limited
CIN: L65923MH2008PLC261472
Sharda Terraces, Plot No. 65, Sector-11, CBD Belapur, Navi Mumbai-400 614.
Website: <https://www.suryodaybank.com>, Tel.: (022)4043 5800

UNAUDITED FINANCIAL RESULTS FOR THE QUARTER AND NINE MONTHS ENDED DECEMBER 31, 2021

₹ in' Lakhs

Particulars	Quarter ended			Nine Months Ended		Year ended
	31.12.2021	30.09.2021	31.12.2020	31.12.2021	31.12.2020	31.03.2021
	Unaudited	Unaudited	Unaudited	Unaudited	Audited	Audited
1 Interest Earned (a)+(b)+(c)+(d)	25,504	23,449	20,357	70,524	62,435	77,614
a) Interest / discount on advances / bills	22,463	20,419	17,416	61,380	54,421	66,611
b) Income on investments	2,897	2,740	2,262	8,132	5,983	8,437
c) Interest on balances with Reserve Bank of India and other inter bank funds	140	288	674	1,000	1,996	2,529
d) Others	4	2	5	12	35	37
2 Other Income	1,817	3,337	3,089	7,359	6,323	7,640
3 Total Income (1)+(2)	27,321	26,786	23,446	77,883	68,758	85,254
4 Interest Expended	8,773	8,725	9,394	26,721	27,107	36,565
5 Operating Expenses (i)+(ii)	10,496	9,785	9,236	29,516	23,164	32,864
i) Employees cost	5,527	5,470	4,744	16,177	13,357	18,584
ii) Other operating expenses	4,969	4,315	4,492	13,339	9,807	14,280
6 Total Expenditure (4)+(5) (excluding Provisions and Contingencies)	19,269	18,510	18,630	56,237	50,271	69,429
7 Operating Profit before Provisions and Contingencies (3)-(6)	8,052	8,276	4,816	21,646	18,487	15,825
8 Provisions (other than tax) and Contingencies	7,261	9,728	4,675	27,990	11,482	14,615
9 Exceptional Items	-	-	-	-	-	-
10 Profit / (Loss) from Ordinary Activities before tax (7)-(8)-(9)	791	(1,452)	141	(6,344)	7,005	1,210
11 Tax Expense	319	(1,260)	37	(1,852)	1,519	24
12 Net Profit / (Loss) from Ordinary Activities after tax (10)-(11)	472	(192)	104	(4,492)	5,486	1,186
13 Extraordinary items (net of tax expense)	-	-	-	-	-	-
14 Net Profit / (Loss) for the period (12)-(13)	472	(192)	104	(4,492)	5,486	1,186
15 Paid up equity share capital(Face Value of 10/- each)	10,615	10,614	8,918	10,615	8,918	10,613
16 Reserves excluding revaluation reserves	-	-	-	-	-	1,49,077
17 Analytical Ratios						
(i) Percentage of shares held by Government of India	Nil	Nil	Nil	Nil	Nil	Nil
(ii) Capital Adequacy Ratio	41.44%	45.86%	41.17%	41.44%	41.17%	51.47%
(iii) Earnings per share (EPS)(Face Value of 10/-each)						
(a) Basic EPS before & after extraordinary items (net of tax expense) - not annualized	0.45	(0.18)	0.12	(4.23)	6.19	1.32
(b) Diluted EPS before & after extraordinary items (net of tax expense) - not annualized	0.44	(0.18)	0.12	(4.23)	6.05	1.31
(iv) NPA Ratios						
(a) Gross NPAs	51,083	45,647	2,991	51,083	2,991	39,368
(b) Net NPAs	25,704	18,829	1,281	25,704	1,281	18,812
(c) % of Gross NPAs to Gross Advances	10.48%	10.21%	0.78%	10.48%	0.78%	9.41%
(d) % of Net NPAs to Net Advances	5.57%	4.48%	0.33%	5.57%	0.33%	4.73%
(v) Return on assets (average) - not annualized	0.07%	-0.03%	0.02%	-0.66%	0.93%	0.20%
(vi) Net worth	1,52,992	1,52,434	1,19,096	1,52,992	1,19,096	1,57,269
(vii) Outstanding redeemable preference shares	-	-	-	-	-	-
(viii) capital redemption reserve	-	-	-	-	-	-
(ix) debt equity ratio	1.49	1.10	1.25	1.49	1.25	1.04
(x) total debts to total assets	31.83%	25.67%	23.42%	31.83%	23.42%	24.83%

- 1 Net worth is computed as per RBI Master Circular No. RBI/2015-16/70 DBR.No.Dir.BC.12 /13.03.00/2015-16 on Exposure Norms dated July 1, 2015.
- 2 Debt represents Total Borrowing.
- 3 Equity represents Total of Share Capital and Reserves.
- 4 Total debt represent total borrowings of the Bank.



Segment information in accordance with the Accounting Standard 17 - Segment Reporting of the operating segments of the Bank is as under:

Particulars	₹ in' Lakhs					
	Quarter ended			Nine Months Ended		Year ended
	31.12.2021 Unaudited	30.09.2021 Unaudited	31.12.2020 Unaudited	31.12.2021 Unaudited	31.12.2020 Audited	31.03.2021 Audited
1 Segment Revenue						
a) Treasury	2,842	4,359	4,510	11,478	11,662	12,779
b) Retail Banking	27,131	25,170	21,317	74,251	63,851	80,493
c) Corporate	1,249	890	132	3,113	2,491	4,129
d) Other Banking Operations	165	173	961	432	264	405
e) Unallocated	-	-	-	-	-	-
Total	31,387	30,592	26,920	89,274	78,268	97,806
Less: Inter Segment Revenue	(4,066)	(3,806)	(3,474)	(11,391)	(9,510)	(12,552)
Income from Operations	27,321	26,786	23,446	77,883	68,758	85,254
2 Segment Results						
a) Treasury	(263)	1,290	581	2,930	1,712	704
b) Retail Banking	922	(2,614)	(604)	(9,137)	5,313	764
c) Corporate	290	45	247	313	183	71
d) Other Banking Operations	-	-	-	-	-	-
e) Unallocated	(158)	(173)	(83)	(450)	(203)	(329)
Total Profit Before Tax	791	(1,452)	141	(6,344)	7,005	1,210
3 Segment Assets						
a) Treasury	2,33,777	2,13,757	2,32,541	2,33,777	2,32,541	2,32,402
b) Retail Banking	4,32,465	3,95,766	3,58,114	4,32,465	3,58,114	3,92,341
c) Corporate	52,329	43,951	38,077	52,329	38,077	37,887
d) Other Banking Operations	364	399	342	364	342	281
e) Unallocated	10,714	11,026	5,967	10,714	5,967	8,288
Total	7,29,649	6,64,899	6,35,041	7,29,649	6,35,041	6,71,199
4 Segment Liabilities						
a) Treasury	2,24,051	1,60,435	1,39,026	2,24,051	1,39,026	1,57,156
b) Retail Banking	3,44,282	3,45,137	3,70,592	3,44,282	3,70,592	3,51,702
c) Corporate	5,589	4,021	4,469	5,589	4,469	2,393
d) Other Banking Operations	460	498	679	460	679	194
e) Unallocated	(87)	(87)	1,178	(87)	1,178	64
Total	5,74,295	5,10,004	5,15,944	5,74,295	5,15,944	5,11,509
5 Capital Employed (Segment Assets - Segment Liabilities)						
a) Treasury	9,726	53,322	93,515	9,726	93,515	75,246
b) Retail Banking	88,183	50,629	(12,478)	88,183	(12,478)	40,639
c) Corporate	46,740	39,930	33,608	46,740	33,608	35,494
d) Other Banking Operations	(96)	(99)	(337)	(96)	(337)	87
e) Unallocated	10,801	11,113	4,789	10,801	4,789	8,224
Total	1,55,354	1,54,895	1,19,097	1,55,354	1,19,097	1,59,690

Inter-segment revenue is based on internally approved yield curve or at an agreed transfer rate on the funding provided by one business segment to another. Transaction cost is levied between segments on cost plus basis.



Suryoday Small Finance Bank Limited
CIN: L65923MH2008PLC261472
Sharda Terraces, Plot No. 65, Sector-11, CBD Belapur, Navi Mumbai-400 614
Website: <https://www.suryodaybank.com>, Tel.: (022)4043 5800

Notes :

- 1 Statement of Assets and Liabilities as at December 31, 2021 is given below:

Particulars	₹ in' Lakhs		
	As at 31.12.2021	As at 31.12.2020	As at 31.03.2021
	Unaudited	Audited	Audited
CAPITAL AND LIABILITIES			
Capital	10,615	8,918	10,613
Reserves and Surplus	1,44,739	1,10,178	1,49,077
Deposits	3,16,958	3,34,384	3,25,568
Borrowings	2,32,224	1,48,708	1,66,662
Other Liabilities and Provisions	25,113	32,853	19,279
Total	7,29,649	6,35,041	6,71,199
ASSETS			
Cash and Balances with Reserve Bank of India	13,466	8,890	10,280
Balances with Banks and Money at Call and Short notice	19,329	74,426	49,384
Investments	2,06,004	1,51,144	1,87,370
Advances	4,62,008	3,78,226	3,98,277
Fixed Assets	5,312	4,336	4,323
Other Assets	23,530	18,019	21,565
Total	7,29,649	6,35,041	6,71,199

- 2 The above financial results have been reviewed by the Audit Committee of the Board and approved by the Board of Directors at its meeting held on February 03, 2022. The financial results for the quarter and nine months ended December 31, 2021 have been subjected to "Limited Review" by the statutory auditors of the Bank, "Walker Chandlok & Co LLP". Their report thereon is unmodified. The previous period results were reviewed/audited by the predecessor auditor, MSKC & Associates, Chartered Accountants.
- 3 During the nine months ended December 31, 2021, the Bank allotted 22,798 equity shares pursuant to the exercise of options under the approved employee stock option schemes.
- 4 The outbreak of the COVID-19 pandemic had led to a nation-wide lockdown in April-May 2020. This was followed by localised lockdowns in areas with a significant number of COVID-19 cases. Following the easing of lockdown measures, there was an improvement in economic activity in the second half of fiscal 2021. India experienced a "second wave" of the COVID-19 pandemic in April-May 2021 following the discovery of mutant coronavirus variants, leading to the re-imposition of regional lockdowns. These were gradually lifted as the second wave subsided.

The impact of COVID-19, including changes in customer behaviour and pandemic fears, as well as restrictions on business and individual activities, has led to significant volatility in global and Indian financial markets and a significant decrease in global and local economic activities. The disruptions following the outbreak, have impacted loan originations, the sale of third party products, and the efficiency in collection efforts resulting in increase in customer defaults and consequent increase in provisions thereagainst. The extent to which the COVID-19 pandemic will continue to impact the Bank's results will depend on ongoing as well as future developments, which are uncertain, including, among other things, any new information concerning the severity of the COVID-19 pandemic, and any action to contain its spread or mitigate its impact whether government-mandated or elected by us.

- 5 Details of resolution plan implemented under the Resolution Framework for COVID-19-related Stress of individual and small borrowers as per RBI circular dated May 5, 2021 (Resolution Framework 2.0) are given below.

S NO	Description	(Rs in crore, except no of accounts)		
		Individual Borrower		Small business
		Personal Loans	Business Loans	
(A)	Number of requests received for invoking resolution process	96	4,29,098	2
(B)	Number of accounts where resolution plan has been implemented under this window	96	4,29,098	2
(C)	Exposure to accounts mentioned at (B) before implementation of the plan	12.93	599.93	3.45
(D)	Of (C), aggregate amount of debt that was converted into other securities	-	-	-
(E)	Additional funding sanctioned, if any, including between invocation of the plan and implementation	-	-	-
(F)	Increase in provisions on account of the implementation of the resolution plan	1.35	62.38	0.34



- 6 The Honourable Supreme Court of India (Hon'ble SC), vide an interim order dated September 3, 2020, had directed banks that accounts which were not declared NPA till August 31, 2020 shall not be declared as NPA till further orders, which the Bank complied with. If the Bank had classified borrower accounts as NPA after August 31, 2020, the Bank's proforma Gross NPA ratio and proforma Net NPA ratio as at December 31, 2020 would have been 9.28% and 5.38% respectively. Pending disposal of the case, the Bank, as a matter of prudence, made in respect of these accounts a contingent provision, which was included in 'Provisions (other than tax) and Contingencies'. The said interim order stood vacated on March 23, 2021 and the Bank continued with the asset classification of borrower accounts as per the extant RBI instructions / IRAC norms.
- 7 Other income include processing fees, profit on sale of investment securities, income on dealing in priority sector lending certificate, unrealised loss on investment securities etc.
- 8 The Capital adequacy ratio ("CRAR") has been computed as per operating guidelines for Small Finance Banks in accordance with RBI Circular No. RBI/2016-17/81 DBR.NBD.No. 26/16.13.218/2016-17 dated October 6, 2016.

The Bank has followed Basel II standardized approach for credit risk in accordance with the operating guidelines issued by the Reserve Bank of India for Small Finance Banks. Further, the RBI vide its circular No. DBR.NBD.No. 4502/16.13.218/2017-18 dated November 8, 2017 has provided an exemption to all Small Finance Banks whereby no separate capital charge is prescribed for market risk and operational risk.

- 9 Figures of the previous periods have been regrouped / reclassified wherever necessary to conform to current period's classification.



Baskar Babu Ramachandran

Baskar Babu Ramachandran
Managing Director and CEO

Place: Navi Mumbai
Date: February 03, 2022

3rd February 2022, Navi Mumbai

Suryoday Small Finance Bank Limited has announced its Un-audited financial results for the third quarter and nine months ended 31st December 2021.

Business Performance

- The gross advances of the Bank, for the period ended 31st December 2021 stood at ₹4,872.3 Cr, the gross advances registered a growth of 24.7% compared to the same period last year, and grew 9.0% sequentially.
- Disbursement for the Q3 FY22 stood at ₹1,121.0 Cr. up from ₹1,067.0 crores in Q2 FY22 and ₹785.3 crores in Q3 FY21. Disbursement registered growth of 5.0% sequentially and 43.0% year on year.
- The deposits for the quarter ended 31st December 2021 stood at ₹3,169.5 Crore, the deposits degrew by 5.2% compared same period last year but grew 1.3% sequentially. Retail deposits increased YoY at 15.7% and Bulk reduced YoY by 60.1%
- The share of retail deposits, stood at 88.4% for the quarter ended 31st December 2021, compared to 87.9% in 30th September 2021.
- The share of non-callable bulk deposits stands at 100% of the overall bulk deposits for the quarter ended 31st December 2021.
- The CASA ratio for the quarter ended 31st December 2021, stood at 19.2%, compared to 13.3% for the corresponding quarter of the previous year and 18.5% sequentially.
- The one-EMI adjusted collection efficiency for the bank stood at 84% for the month ended 31st December 2021 compared to 83% for the month ended 30th September 2021 and 70% for the month ended 30th June 2021.
- Overall collection efficiency in the month of December 2021 was 109%
- As of December 31, 2021, the Bank has 18.5 lakh customers, with a total asset customer base of 16.2 lakh and a total liability customer base of 11.6 lakh, with a unique deposits customer base of 2.3 lakh between assets and liabilities.
- As of 31st December 2021, total count of banking outlets was 564, of which liability focussed outlets were 97. Total employee count stood at 5,253 as on 31st December 2021.

Financial highlights for the quarter ended 31st December 2021

- Net interest income increased by 13.6% Q-o-Q to ₹167.3 crore in Q3FY22 and Net total income increased by 7.0% Q-o-Q to ₹193.4 crore in Q3FY22. NIM increased to 9.9% for Q3FY22 compared to 9.1% for Q3FY21.
- Cost of Funds reduced to 6.8% in Q3FY22 compared to 7.1% in Q3FY21.
- Cost to income during the same period moderated to 56.6% as compared to 65.7% in Q3FY21 which was primarily due to rise in income coupled with lower cost of borrowing.
- Operating expenses for the quarter ended 31st December 2021 stood at ₹105.0 crore, a rise of 13.6% compared to the corresponding quarter of the previous year and a rise of 7.3% compared to the previous quarter.
- The company made a profit of ₹4.7 crore in Q3FY22 against a loss of ₹1.9 crore in Q2FY22.
- PPOP increased from ₹ 48.2 crore in Q3FY21 to ₹ 80.5 crore in Q3FY22 at 67%. Excluding MTM the PPOP was ₹36.5 crore in Q3FY21 increasing to ₹ 91.2 crore in Q3FY22 at 150%.
- The RoA/RoE for the quarter ended 31st December 2021 stood at 0.3% / 1.2%, compared to a RoA/RoE of -0.1%/ -0.5% in the corresponding quarter of the previous year and a RoA/ RoE of -0.6%/ -0.2% sequentially.

Asset Quality and Capital

- As on 31st December 2021, GNPA was 10.5% (₹510.8 crore)
- Net NPA as on 30th September 2021 was 5.6% (₹257.0 crore)
- Provision coverage ratio as on 31st December 2021 stands at 67.9%.
- As on 31st December 2021 the CRAR of the Bank is 41.4% as compared to 41.1% as on 31st December 2020; Tier I comprise of 37.8% and Tier II comprises of 3.6%.

Performance Highlights:

Particulars (figures in ₹crores.)	Q3 FY22	Q3 FY21	Y-o-Y	Q2 FY22	Q-o-Q	9M FY22	9M FY21	Y-o-Y
Interest Earned	255.0	203.6	25.3%	234.5	8.7%	705.2	624.3	13.0%
Interest Expended	87.7	93.9	-6.6%	87.2	0.6%	267.2	271.1	-1.4%
Net Interest Income	167.3	109.6	52.6%	147.3	13.6%	438.0	353.3	24.0%
Other Income	18.2	30.9	-41.1%	33.4	-45.5%	73.6	63.2	16.4%
Net Total Income	193.4	140.5	37.6%	180.7	7.0%	511.6	416.5	22.8%
Operating Expenses	105.0	92.4	13.6%	97.9	7.3%	295.2	231.6	27.4%
Employee Expense	55.3	47.4	16.7%	54.7	1.1%	161.8	133.6	21.1%
Other Expense	49.7	44.9	10.6%	43.2	15.1%	133.4	98.1	36.0%
Operating Profit	80.5	48.2	67.0%	82.8	-2.7%	216.5	184.9	17.1%
Provisions and Contingencies	72.6	46.7	55.5%	97.3	-25.4%	279.9	114.8	143.8%
Net Profit Before Tax	7.9	1.4	464.3%	-14.5	Nm	-63.4	70.1	Nm
Tax	-3.2	0.4	Nm	12.6	Nm	-18.5	15.2	Nm
Profit After Tax	4.7	1.1	327.3%	-1.9	Nm	-44.9	54.9	Nm

Gross Advances	4,872.3	3,908.0	24.7%	4,470.4	9.0%	4,872.3	3,908.0	24.7%
Disbursement	1,121.0	785.3	43.0%	1,067.0	5.0%	2,547.6	1,157.8	120.0%
Deposits	3,169.5	3,343.8	-5.2%	3,129.0	1.3%	3,169.5	3,343.8	-5.2%

Particulars	Q3 FY22	Q3 FY21	Y-o-Y	Q2 FY22	Q-o-Q	9M FY22	9M FY21	Y-o-Y
Retail Deposit to Total Deposit	88.4%	72.4%	1,600 bps	87.9%	50 bps	88.4%	72.4%	1,600 bps
CASA Ratio	19.2%	13.3%	590 bps	18.5%	70 bps	19.2%	13.3%	588 bps
Yield	19.2%	18.6%	60 bps	19.3%	-10 bps	18.8%	19.9%	-112 bps
NIM	9.9%	9.1%	79 bps	9.1%	70 bps	8.9%	8.3%	60 bps
Cost of Deposits	7.1%	7.1%	-	7.1%	-	7.2%	7.8%	-60 bps
Cost of Borrowings	6.3%	8.5%	-220 bps	7.2%	-90 bps	7.0%	8.6%	-161 bps
Cost of Funds	6.8%	7.1%	-30 bps	7.1%	-30 bps	7.1%	8.0%	-94 bps
Cost to income	56.6%	65.7%	-912 bps	54.2%	240 bps	56.8%	55.6%	120 bps
OER	8.9%	9.2%	- 30 bps	9.2%	-30 bps	8.9%	8.3%	52 bps
GNPA Ratio	10.5%	0.9%	-970 bps	10.2%	200 bps	10.5%	0.9%	-970 bps
NNPA Ratio	5.6%	0.3%	530 bps	4.5%	110 bps	5.6%	0.3%	530 bps
PCR (Including write offs)	67.9%	89.6%	-2,172 bps	71.2%	-330 bps	67.9%	89.6%	-2,172 bps
ROA*	0.3%	-0.1%	40 bps	-0.6%	90 bps	-0.9%	1.2%	-
ROE*	1.2%	-0.5%	170 bps	-0.2%	140 bps	-3.8%	6.3%	-
Book Value Per Share (BVPS)	146.35	133.54	9.6%	145.9	0.3%	146.35	133.54	9.6%

Commenting on the performance, Mr. Baskar Babu, MD & CEO, Suryoday Small Finance Bank, said

"During the first three quarters of FY22, Suryoday displayed firm footing in the face of adversity by taking careful actions to limit the pandemic's impact and overcome the industry's obstacles. While H1FY22 was majorly a difficult period for the industry we saw a considerably faster recovery in Q3FY22. Our disbursement of ₹1,121.0 crores in Q3FY22, compared to ₹1,067.0 crores in Q2FY22 and ₹785.3 crores in Q2FY22, indicates that our performance on the ground has improved.

Additionally, the bank has seen improved on-ground collection scenarios, with one-EMI adjusted collection efficiency of 84% for the month ended 31st December 2021, compared to 83% for the month ended 30th September 2021 and 70% for the month ended 30th June 2021, and overall collection efficiency in December 2021 stood at 109%, compared to 108% in September 2021.

Furthermore, the bank has enough liquidity buffers and a healthy balance sheet, putting us in a strong position to achieve medium to long-term growth. The bank is well capitalised, with a capital adequacy ratio of 41.4% at the end of 9MFY22, with Tier-1 accounting for 37.8% and Tier-2 accounting for 3.6%.

We're also working hard to improve our portfolio quality and grow our footprint in new and existing geographies. We assume the worst is over, as the Omicron strain is expected to be milder than earlier variants, and most staff and borrowers have been vaccinated now. In the coming quarters, we forecast stable credit demand and enhanced ecosystem recovery, allowing us to focus more on new disbursements and accomplish bank's growth targets."

About Suryoday Small Finance Bank Limited:

Suryoday Small Finance Bank Limited is a scheduled commercial bank. Commencing its operations as an NBFC and for over a decade with a clear focus on serving customers in the unbanked and underbanked segments and promoting financial inclusion. Pursuant to receipt of the RBI Final Approval, Suryoday started its operations as an SFB on January 23, 2017. Suryoday is among the leading SFBs in India in terms of net interest margins, return on assets, yields and deposit growth and had the lowest cost-to-income ratio among SFBs in India in Fiscal 2020. The bank has a wide presence across 13 states and UTs across India through its 555 banking outlets, with a strong presence in Maharashtra, Tamilnadu and Odisha. We offer a wide array of services to our customers, through our array of asset and liability products, via our multiple delivery channels. Suryoday SFB is listed on NSE and BSE.

For more details, please visit, www.suryodaybank.com

Safe Harbour:

Some of the statements in this document that are not historical facts; are forward-looking statements. These forward-looking statements include our financial and growth projections as well as statements concerning our plans, strategies, intentions and beliefs concerning our business and the markets in which we operate. These statements are based on information currently available to us, and we assume no obligation to update these statements as circumstances change. There are risks and uncertainties that could cause actual events to differ materially from these forward-looking statements. These risks include, but are not limited to, the level of market demand for our services, the highly-competitive market for the types of services that we offer, market conditions that could cause our customers to reduce their spending for our services, our ability to create, acquire and build new businesses and

to grow our existing businesses, our ability to attract and retain qualified personnel, currency fluctuations and market conditions in India and elsewhere around the world, and other risks not specifically mentioned herein but those that are common to industry.

For further information, please contact



Suryoday Small Finance Bank Limited

CIN: L65923MH2008PLC261472

Ms. Radhika Gawde

radhika.gawde@suryodaybank.com

www.suryodaybank.com

SGA Strategic Growth Advisors

Strategic Growth Advisors Pvt. Ltd.

CIN: U74140MH2010PTC204285

Mr. Aakash S Mehta / Mr. Abhishek Shah

aakash.s.m@sgapl.net / abhishek.shah@sgapl.net

+91 9870679263 / +91 9930651660

www.sgapl.net



SURYODAY

A BANK OF SMILES



Suryoday Small Finance Bank Limited

Investor Presentation – Q3FY22



This presentation and the accompanying slides (the “Presentation”), which have been prepared by **Suryoday Small Finance Bank (the “Company”)**, have been prepared solely for information purposes and do not constitute any offer, recommendation or invitation to purchase or subscribe for any securities, and shall not form the basis or be relied on in connection with any contract or binding commitment whatsoever. No offering of securities of the Company will be made except by means of a statutory offering document containing detailed information about the Company.

This Presentation has been prepared by the Company based on information and data which the Company considers reliable, but the Company makes no representation or warranty, express or implied, whatsoever, and no reliance shall be placed on, the truth, accuracy, completeness, fairness and reasonableness of the contents of this Presentation. This Presentation may not be all inclusive and may not contain all of the information that you may consider material. Any liability in respect of the contents of, or any omission from, this Presentation is expressly excluded.

Certain matters discussed in this Presentation may contain statements regarding the Company’s market opportunity and business prospects that are individually and collectively forward-looking statements. Such forward-looking statements are not guarantees of future performance and are subject to known and unknown risks, uncertainties and assumptions that are difficult to predict. These risks and uncertainties include, but are not limited to, the performance of the Indian economy and of the economies of various international markets, the performance of the industry in India and world-wide, competition, the company’s ability to successfully implement its strategy, the Company’s future levels of growth and expansion, technological implementation, changes and advancements, changes in revenue, income or cash flows, the Company’s market preferences and its exposure to market risks, as well as other risks. The Company’s actual results, levels of activity, performance or achievements could differ materially and adversely from results expressed in or implied by this Presentation. The Company assumes no obligation to update any forward-looking information contained in this Presentation. Any forward-looking statements and projections made by third parties included in this Presentation are not adopted by the Company and the Company is not responsible for such third party statements and projections.

Table of Contents

About Us

Business Performance

Liability Update

Asset Business Update

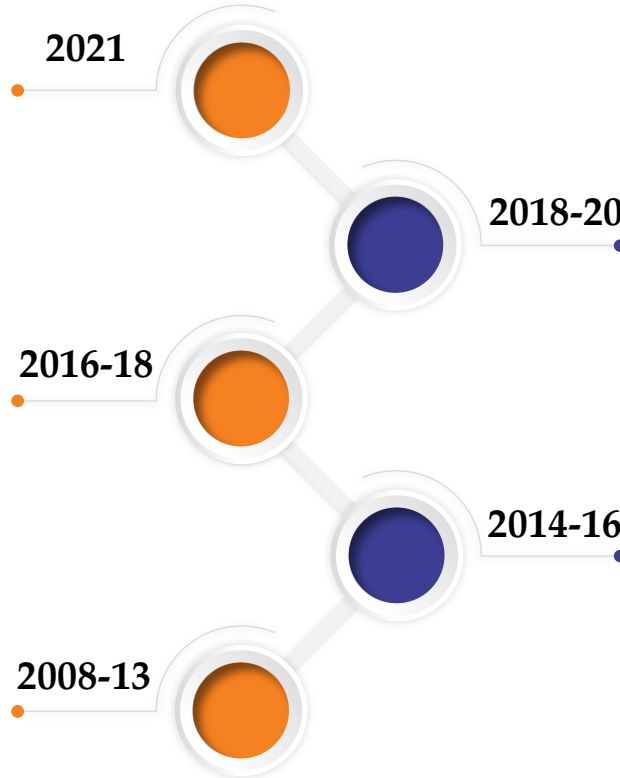
Digital Initiatives & Distribution

Financials & Key Ratios



About Us

- Gross Advances of ₹ 4,872.3 cr with 564 banking outlets and 18.5 lacs customers as of 9MFY22
- The Company was listed on BSE & NSE on March 21
- **Jan'17 - Commenced SFB operations**
- **Included in second schedule to RBI Act**
- Investment by **Evolve India, ResponsAbility Participations, Jhelum Investment, Gaja Capital, TVS Shriram & New Tech Investments**
- Commenced CV, HL, MSME Loans and LAP
- **Incorporation of Suryoday Micro Finance Private Limited**
- Received RBI license for NBFC & commenced MF operations
- Investment by **Aavishkaar, Lok Capital, HDFC Holdings and HDFC Life Insurance**



- Investment by **DEG, Kotak Life Insurance and TIAA**
- Long-term rating of '[ICRA]A' and short-term rating of 'A1+' from CRISIL and '[ICRA]A1+'
- **Investment by IFC and DWM**
- Became a Public Limited Company in Jun 2015
- In-principle approval to establish an SFB from RBI
- Received rating of '[ICRA]A(-)' for NCDs
- **RBI Final approval to commence SFB operations**

Loan Products



Inclusive Finance

- Unsecured group loans built on joint liability group model given to microentrepreneurial women for use in their income generating activities

Affordable / Micro Housing Loans

- Aimed at self-employed/ salaried applicants for the purchase of apartments/ construction of property



Commercial Vehicle (CV) Loans

- Primarily refinancing CV and retail financing, which was later expanded to the used CV and OD facility for transport operators.



Secured Business Loans

- Cash flow based secured lending to individuals with adequate documentation and adequate credit history



Financial Intermediary Group

- Term loans to financial intermediaries i.e., NBFCs, MFIs and HFCs
- Typically to entities rated BBB (+/-)



Partnerships

- Collaboration with Paytm & Lending Kart to leverage digital partnerships to provide value-added products and services to our customers

Liability & Fee Based Products

Retail Products

- Current Account
- Savings Account
- Salary Account
- Term Deposit

Institutional Products

- Current Account
- Bulk Deposits

Fee-based Products

- Insurance
- NPS
- Social Security schemes
- Bill Pay and UPI



Business Performance

Business Performance

- In Q3 FY22, the Bank disbursed ₹ 1,121.0 crores, up from ₹ 1,066.9 crores in Q2 FY22 and ₹ 785.3 crores in Q3 FY21. The main focus is on retaining quality Micro finance clients and increasing the affordable housing portfolio and secured business loans portfolio.
- For the month ended 31st December 2021, the bank's one-EMI adjusted collection efficiency was 84%, compared to 83% for the month ended 30 September 2021 and 70% for the month ended 31 June 2021. In December 2021, overall collection efficiency was 109%, compared to 108% in September 2021.
- As of December 31, 2021, gross advances have increased by 25% year on year to ₹4,872.3 crore.
- As of December 31, 2021, the Bank has 18.5 lakh customers, with a total asset customer base of 16.2 lakh and a total liability customer base of 11.6 lakh, with a unique deposits customer base of 2.3 lakh between assets and liabilities.

Asset Quality

- GNPA as at 31st December 2021 stood at 10.5% compared to GNPA of 10.2% as at 30 September 2021; Net NPA stood at 5.6% as at 31st December 2021. Net NPA excluding ECLGS loans stands at 4.8% as of 31 December 2021.
- PAR 90+ portfolio as on 31 December 2021 stood at 4.6%. Total standard restructured pool is 11.9% of advances as at 31 December 2021.
- Provision coverage ratio as on 31 December 2021 was at 67.9%.

Earnings Update

- Net interest income increased by 52.6% Y-o-Y to ₹ 167.3 crore in Q3FY22 and Net total income increased by 37.6% Y-o-Y to ₹ 193.4 crore in Q3FY22. NIM stood to 9.9% for Q3FY22 compared to 9.1% for Q2FY22 and 7.4% in Q3FY21.

- Cost of Funds reduced to 6.8% in Q3FY22 compared to 7.1% in Q2FY22.
- Cost to income during the same period moderated to 56.6% as compared to 65.7% in Q3FY22 which was primarily due to rise in income coupled with lower cost of borrowing.
- PPOP increased from ₹ 48.2 crore in Q3FY21 to ₹ 80.5 crore in Q3FY22 at 67%. Excluding MTM the PPOP was ₹36.5 crore in Q3FY21 increasing to ₹ 91.2 crore in Q3FY22 at 150%.
- The company incurred a profit of ₹ 4.7 crore in Q3FY22 against a sequential loss of ₹ 1.9 crore in Q2FY22.

Deposits and Borrowings

- The Bank had 97 liability focused branches as on 31 December 2021.
- CASA has improved to 19.2% as of 31st December 2021 compared to 18.5% Q2FY22, and 13.3% in Q3FY21.
- Retail deposits forms 88.4% of total deposits on 31st December 2021 as compared to 87.9% on 30 September 2021. 100% of the bulk deposits is non-callable in nature. Retail deposits increased YoY at 15.7% and Bulk reduced YoY by 60.1%.

Well Capitalised

- As on 31st December 2021 the CRAR of the Bank is 41.4% as compared to 41.1% as on Q3FY21; Tier I comprises of 37.8% and Tier II comprises of 3.6%.
- Liquidity peak was at ₹ 1,684 crore in June 21 brought down to ₹ 651 crore as on 31st December 2021

Other Updates

- Bank has drawn down SLTRO to the extent of ₹ 750 crore for 3 years tenure at 4% pa which will further reduce our cost of borrowing
- Technology transformation program – Pragmaan has begun with Infosys Finacle. It is expected to be complete by Q2FY23

Q3FY22 Performance Highlights

₹ in Crs.

Gross Advances
4,872.3 (+24.7% YoY)

Deposits - 3,169.5
(-5.2% YoY)
Retail deposit-
2,801.1 (+15.7% YoY)

Disbursement
1,121 (+43.0% YoY)

Retail: Bulk Deposit
88.4%:11.6%

COF
6.8 (-60.0bps)

Asset Mix
IF – 66.8%
Others – 33.2%

ROA*
0.3%

ROE*
1.2%

PBT - 7.9
PAT - 4.7

PPOP – 80.5
(+67% YoY)
Excl MTM- 91.2
(+150% YoY)

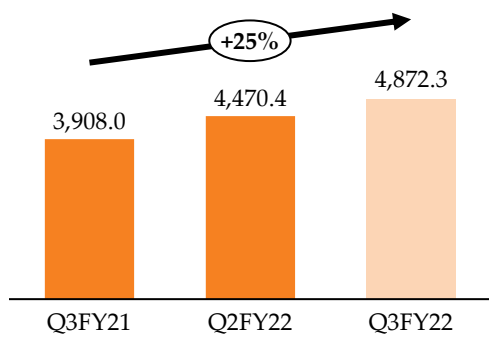
CRAR
41.4%

Cost to Income
56.6% (-912 bps)

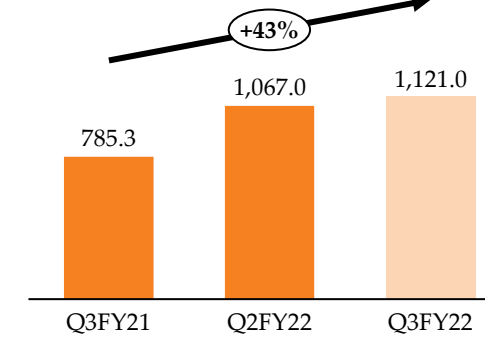
*ROA & ROE is annualized

Q3FY22 Performance Highlights

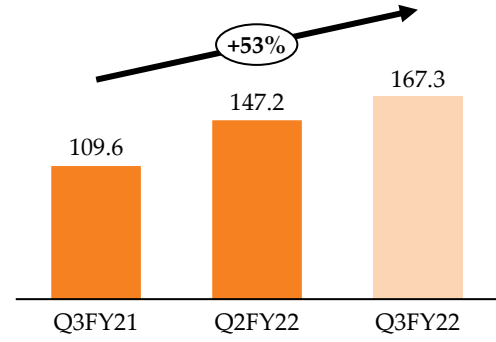
Gross Advances (₹ in Crs.)



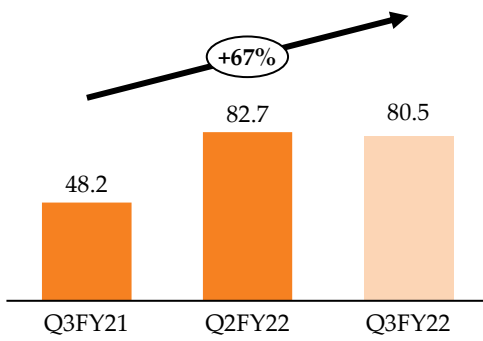
Disbursements (₹ in Crs.)



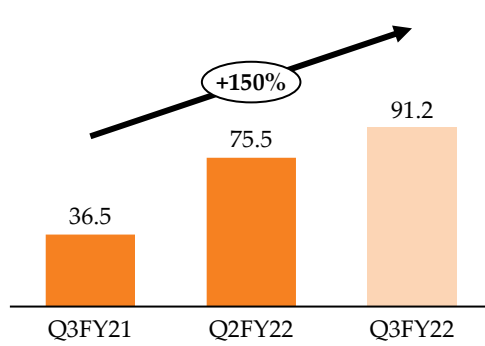
Net Interest Income (₹ in Crs.)



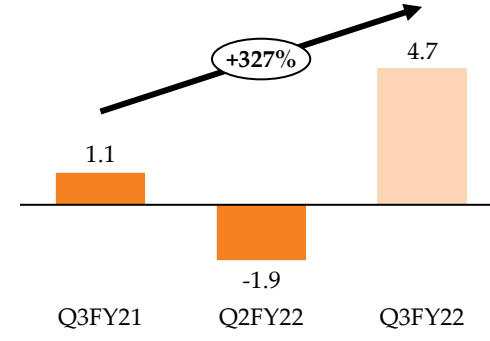
PPOP (₹ in Crs.)



PPOP (Ex MTM) ₹ (in Crs.)

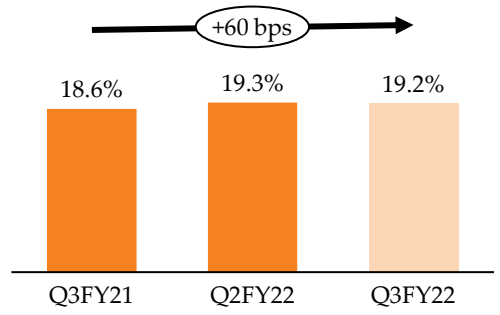


PAT (₹ in Crs.)

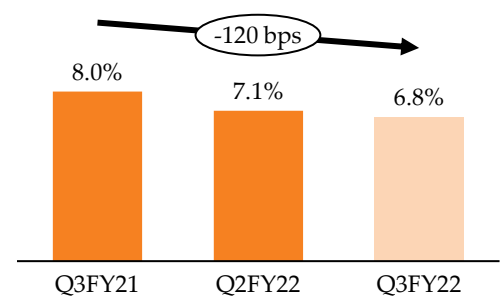


Q3FY22 Performance Highlights

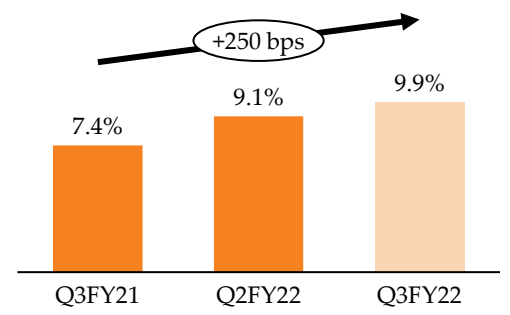
Yield (%)



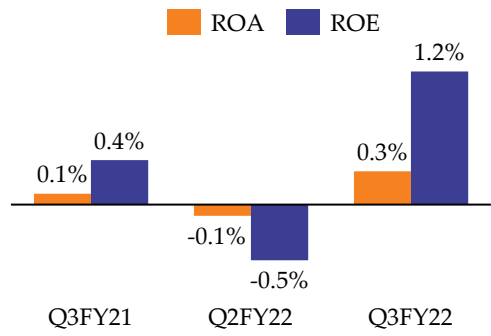
Cost of Funds (%)



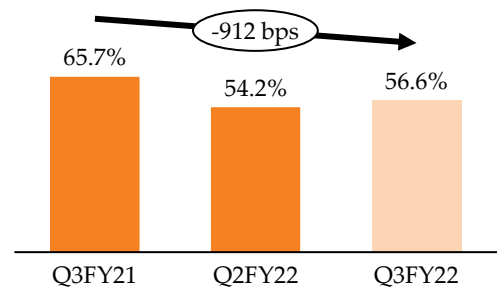
NIM (%)



Return Ratios (%)*



Cost / Income Ratio (%)



*ROA & ROE is annualized

Loans & Advances



24.7%

Deposits



-5.2%

Asset Quality



10.5%

Cost to Income Ratio



56.6%

Overall



The Story So Far

- JLG normalization to pre-Covid levels [₹ 800 Cr./ QTR]
- Focus growing secured business: HP/ LAP
- 9M Disbursement at ₹ 2,547.6 Cr. [up 119.7%]

- Growing retail business at ₹ 2,801.1 Cr. [up 15%]
- Reduce reliance on bulk deposits
- Increase retail customer base

- GNPA at 10.5% and NNPA at 5.6%, PCR at 67.9%&
- Re-structured customers unlikely to need relief after FY22
- Customers in touch during COVID 3rd wave

- Cost Income ratio under 60%
- Investments in technology continue
- Transformation project for in-sourcing CBS

- Moderate impact of 3rd wave of COVID
- Yields coming back to pre-covid levels

Outlook & Way Ahead

- Target ₹ 400 Cr. of new business from Q2 2023
- Maintain a 60% portfolio mix for JLG; additional growth from retail assets. Maintain 25% YoY growth
- Build MSME/ Affordable Home Loan/Secured Business loans.

- Grow/ expand branch banking business
- Offer liability products to JLG customer segment
- Target 85-90% Deposit from retail customers
- Non callable Bulk deposits for optimizing cost benefits

- GNPA below 8% from Q1FY2023
- Continue to monitor re-structured portfolio for collection
- Intensify efforts for collection of stressed portfolio

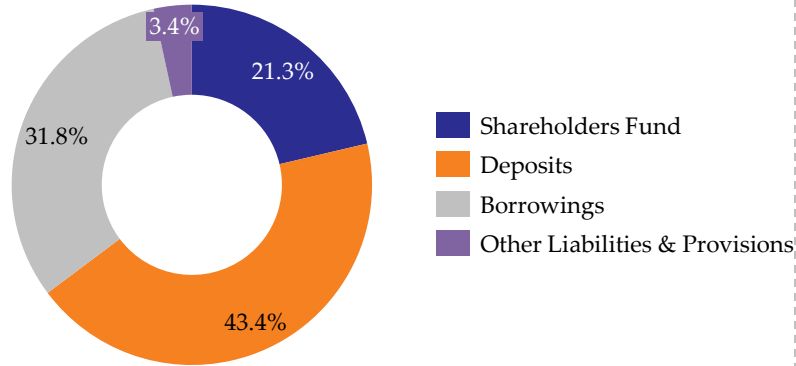
- Cautious expansion to new States
- Completion of Transformation Project by H1 2023
- Expansion of Branch Banking for retail business
- Digital outreach and expansion through distribution channel

- Funding rationalized; STLRO lines to benefit Cost of Funds
- No impact of legacy Covid portfolio beyond Q1 2023
- Target ₹ 40 Cr. of monthly PPOP from Q2 FY23



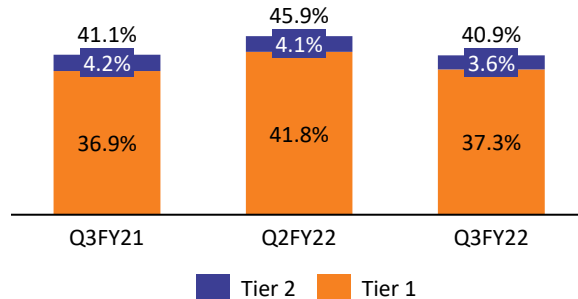
Liability Update

Balance Sheet Mix

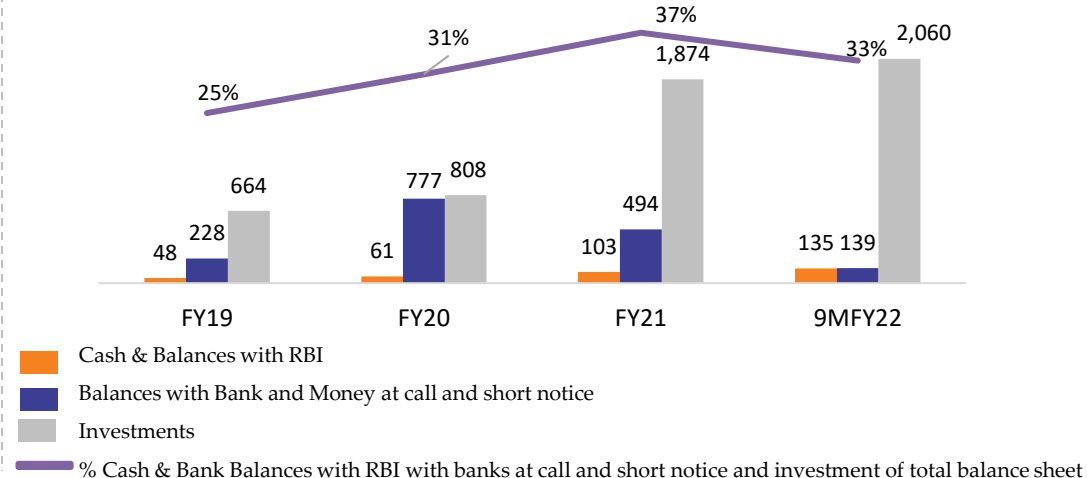


- Long term refinance continue to form significant portion of our liability profile comprising of 87% of the overall borrowings.
- Bulk deposits share in total deposits reduced to 11.6% at 31st December 2021 from 28% in December 2020
- 32.7% of the Balance sheet is liquid representing excess liquidity and will be utilized gradually in line with disbursement.
- Strong and stable ALM maintained.

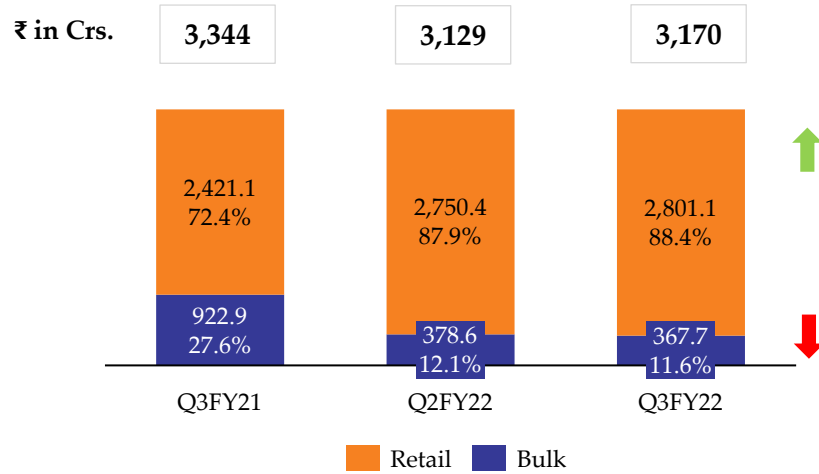
Liquidity as a % of the balance sheet



Liquidity as a % of the balance sheet

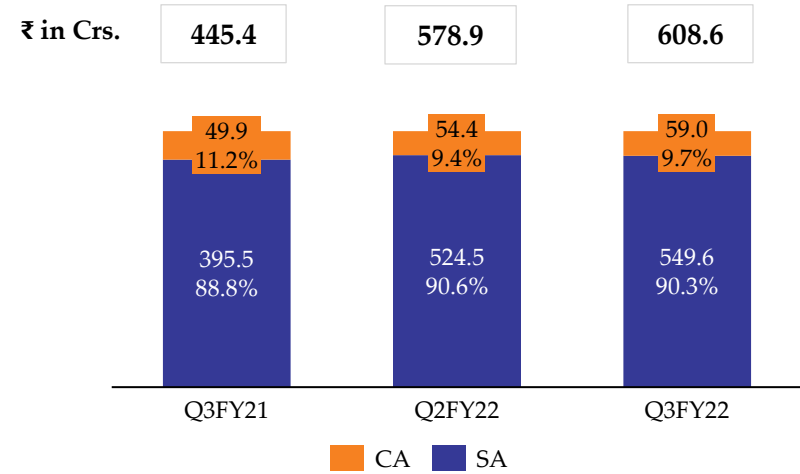


Deposits



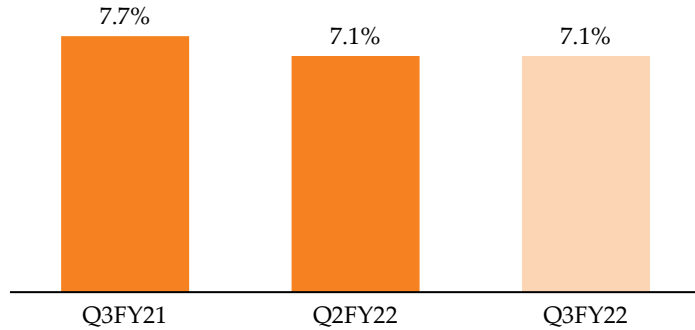
- Granular retail deposits increased to 88.4% (% of total deposits) as on 31 December 2021 from 70.5% as on 31st December 2020.

CASA Mix



- Sustainable and steady increase in the CASA ratio
- Strong growth: CASA grew 5.1% Q-o-Q as on 30 December 2021 to ₹ 608.6 crore
- Retail deposits grew by 15.7% in Q3FY22 on a YoY basis; similarly, bulk deposits has reduced by 60.1% in Q3FY22
- Savings deposits increased by 38.9% and current account by 18.5% in Q3FY22

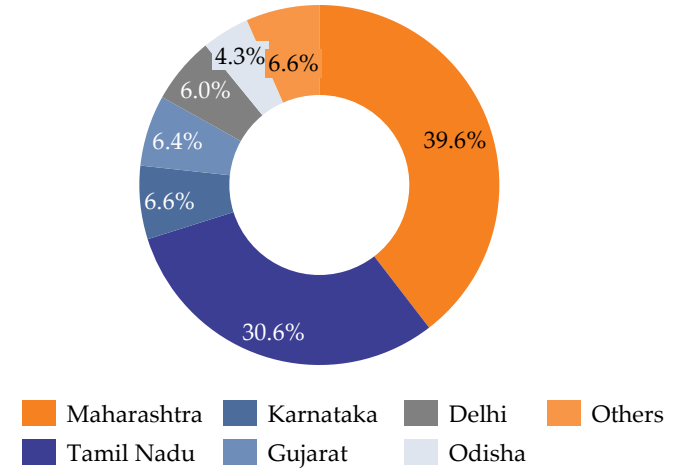
Cost of Deposits



- Cost of deposits declined to 7.1% as on 30 December 2021 due to consistent reduction in deposit rates over past 18 months.

Note: Out of the total bulk deposits 86% are non-pre-mature in nature.

Geographic diversification of Deposits



- The Bank had a total of 97 liability focused branches as on 31 December 2021 primarily focused in Maharashtra & Tamil Nadu.

Note: Puducherry is included in Tamil Nadu.

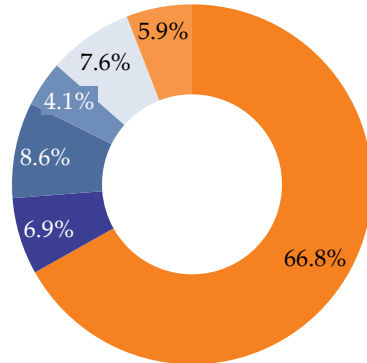


Asset Business Update



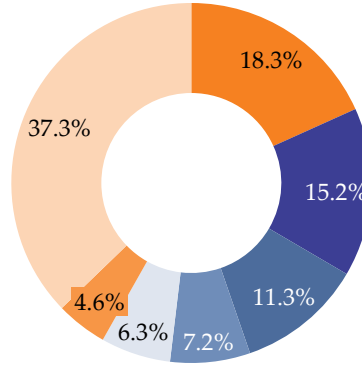
Particulars	IF	CV	HL	SBL	FIG	Others	Total
Gross Advances (Rs. Crore)	3,255	338	419	202	370	288	4,872
Disbursement - Q2FY22 (Rs. Crore)	787	30	70	30	132	71	1,121
Collection Efficiency - 1 EMI Restricted							
Month of December 2021 (%)	82%	89%	94%	88%	100%	-	84%

Portfolio Mix – Product Wise



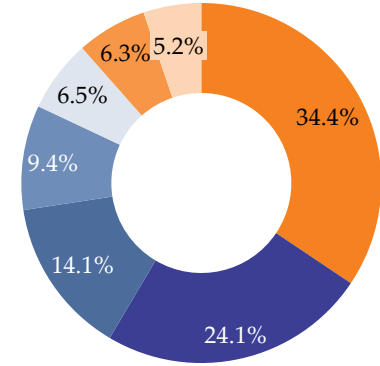
IF CV HL SBL FIG Others

Portfolio Mix (IF) – Q3FY22



Maharashtra Tamil Nadu Odisha Gujarat Karnataka Madhya Pradesh Others

Portfolio Mix (Overall) – Q3FY22



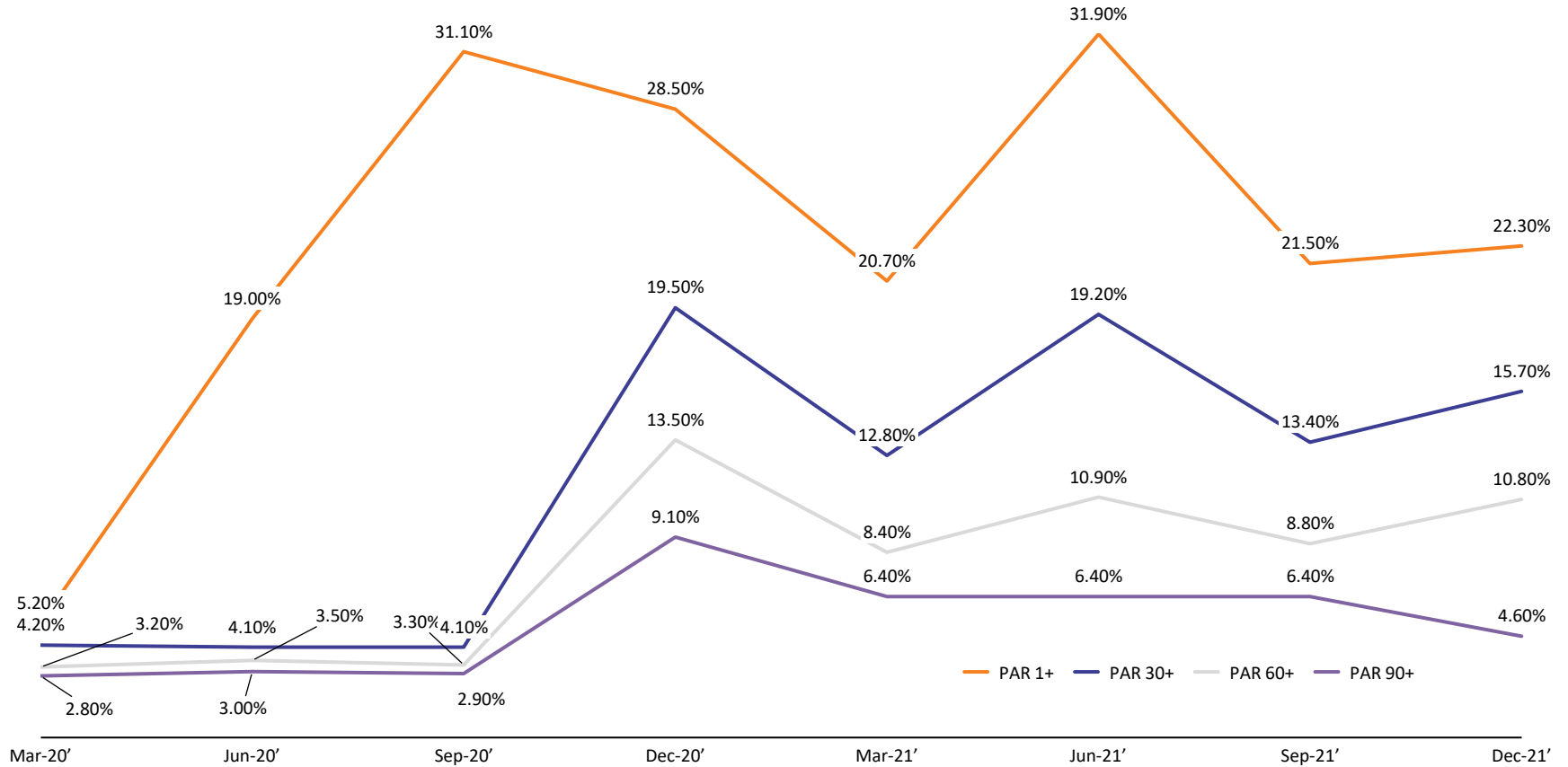
Product	Gross Advances (₹ in Crore) ¹	GNPA after w/off (₹ in Crore)	Provisions (₹ in Crore)	Floating Provision (₹ in Crore)	Total Provision (₹ in Crore)	NNPA (₹ in Crore)	GNPA ⁴ (%)	NNPA ⁴ %	PCR ² (%) (Incl Tech W/off)	PCR ² (%) (Incl Tech W/off)
JLG	3,254.5	369.4	98.7	91.3	195.9	173.5	11.3%	5.7%	71.6%	53.0%
HL	419.3	14.7	3.4	-	3.6	11.0	3.5%	2.6%	24.8%	24.8%
SBL	201.7	14.2	7.2	-	7.2	7.0	7.0%	3.6%	50.4%	50.4%
CV	338.2	49.8	20.2	-	23.7	26.1	14.7%	8.3%	55.8%	47.6%
FIG	370.1	-	-	-	-	-	0.0%	0.0%	0.0%	0.0%
Unsecured Business Loans	97.7	13.6	7.8	-	7.8	5.8	13.9%	6.4%	87.6%	57.6%
Other ⁴	190.9	49.2	15.6	-	15.6	33.6	25.8%	19.2%	39.0%	31.7%
Total	4,872.3	510.8	152.8	91.3	253.8	257.0	10.5%	5.6%	67.9%	49.7%

1. Gross Advances mean all outstanding loans and advances excluding advances written off.
2. PCR computation includes Technical Write-off of ₹ 288.97 crores. PCR excluding technical write-off stands at 49.7%
3. Other includes Staff Loan, OD, Individual Loan, Restructuring product, WCTL and FITL, BC overdraft
4. GNPA and NNPA includes ECLGS loans of ₹ 34.63 Crores wherein 'nil' provision is made following IRAC guidelines and will be recovered through Guarantee mechanism as per ECLGS circular. Excluding ECLGS loans GNPA and NNPA will reduce to 9.8% and 4.8% respectively as at 31st Dec 2021
5. Includes Floating Provision of ₹ 91.3 crores and ₹ 8.12 crores provision created towards Restructured accounts.

Product	Portfolio status									Total paying from delinquency
	Current %	Jan-30		31-60		61-90		90+		
		POS	Paying %	POS	Paying %	POS	Paying %	POS	Paying %	
IF	73.50%	6.40%	100.00%	5.10%	96.10%	7.60%	72.50%	7.30%	18.00%	68.70%
CV	74.90%	8.90%		5.80%	99.40%	0.90%	100.00%	9.50%	42.60%	78.00%
HL	89.20%	5.80%		2.00%	100.00%	0.30%	90.20%	2.80%	53.00%	87.80%
SBL	78.00%	6.70%		4.30%	99.80%	4.70%	96.30%	6.30%	45.30%	83.50%
FIG	100.00%	-		-	-	-	-	-	-	-
Portfolio*	77.40%	6.10%	100.00%	4.40%	96.90%	5.70%	77.50%	6.40%	20.70%	71.20%

- 71.2% of our delinquent customers are paying to us over two months in Nov & Dec 2021. Similarly in August & September month this number was 68.3%.
- Above details exclude other products namely - Overdraft business, staff loaned, MHL & T-Nagar business loans.
- Accounts are bucketed as per the DPD at account level for the above analysis
- Considered only non-tech-write of accounts

Movement of PAR



Note: PAR 90+ includes restructured accounts

Product	Prudential Norms on IRAC	Covid-19 related Stress of MSME	Resolution related to Covid-19 related Stress	Closing Balance	Standard Book
JLG (including smile OD)	118.4	15.5	544.1	678.0	516.2
CV	22.3	44.4	-	66.7	41.5
HL	2.5	-	10.3	12.8	9.4
LAP	-	0.4	12.0	12.4	12.3
Total	143.2	60.3	566.4	769.9	579.4
	5%/10%	5%/10%	10%	-	
Fair Value Provision as on Date*	9.7	4.7	62.9	77.4	

The collection efficiency on the Restructure book stood at 65%

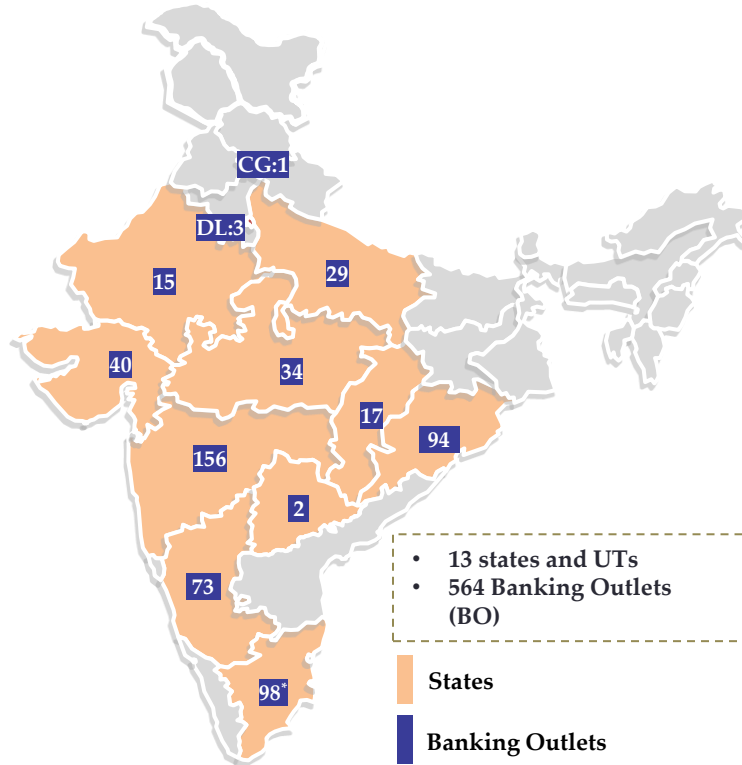
Out of ₹ 769.9 crore of Restructured Advances ₹ 190 crore has been provided for.

As per COVID-19 RBI circular on restructuring of advances, accounts restructured are classified as standard asset and additional provision of 5%/10% is required to be created on such accounts. The Bank has upgraded such restructured accounts as standard as at 31 December 2021.

* Fair value provision include interest amount capitalized at the time of restructuring as per IRAC circular. * Includes Loans restructured under RBI circular Resolution Framework for COVID-19-related Stress



Digital Initiative & Distribution



Branch Distribution

Asset focused outlets	356
Liability focused outlets	97*
Rural Centers	111
Total	564

Note:

* Includes 26 Composite Branches

Geographical Mix of the Branches

Outlets	Liability Focused	Asset Focused	URC
Tamil Nadu*	17	64	17
Maharashtra	42	72	42
Odisha	10	49	35
Karnataka	11	55	13
Madhya Pradesh	2	32	0
Gujarat	5	35	0
Others	10	53	0
Total	97	360	107

Note:

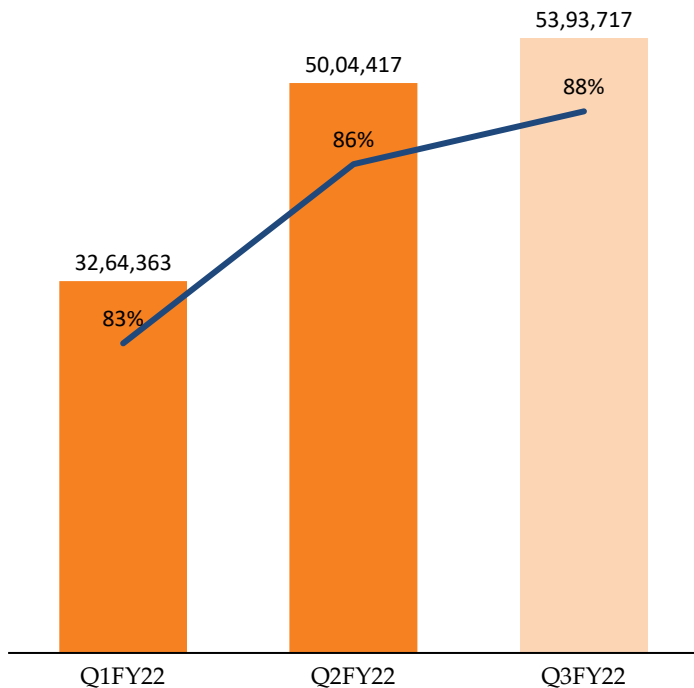
* Includes Puducherry

Leveraging technologies to enhance our digital footprint

*Digital Transactions

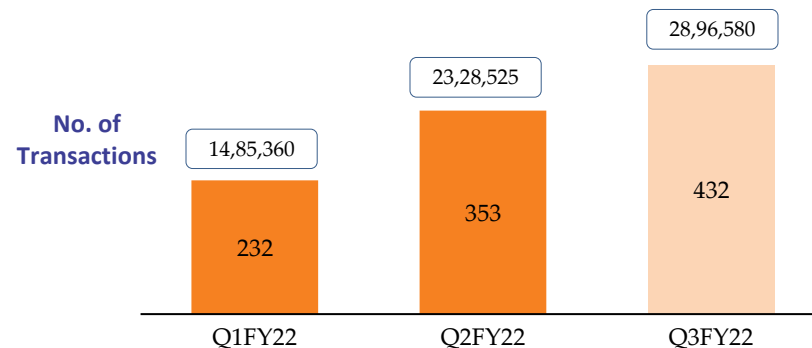
— Digital transactions (%) ■ Total transactions

Digital transactions at 88% despite significant rise in total volumes



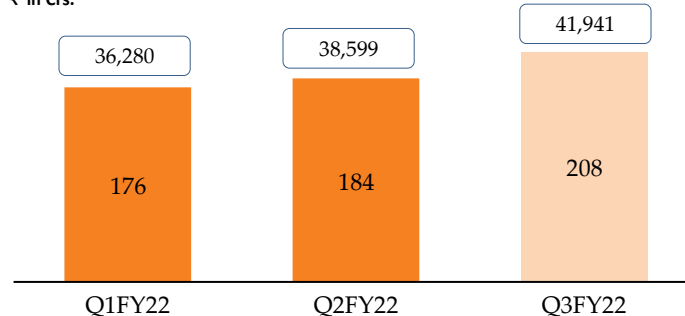
Transactions via UPI

₹ in Crs.



Online Transactions – Net banking

₹ in Crs.



*Basis CBS volumes



Financial & Key Ratios

Particulars (figures in ₹ crores.)	Dec-21	Dec-20	Y-o-Y	Sep-21	Q-o-Q
Capital and Liabilities					
Net-worth	1,553.5	1,191.0	30.4%	1,548.9	0.3%
Deposits	3,169.6	3,343.8	-5.2%	3,129.0	1.3%
Borrowings	2,322.2	1,487.1	56.2%	1,706.5	36.1%
Others Liabilities and Provisions	251.1	328.5	-23.6%	264.6	-5.1%
Total	7,296.4	6,350.4	14.9%	6,649.0	9.7%
Assets					
Fixed Assets	53.1	43.4	22.4%	41.4	28.3%
Cash and Bank	327.9	833.2	-60.6%	326.1	0.6%
Investments	2,060.0	1,511.4	36.3%	1,838.3	12.1%
Advances	4,620.1	3,782.3	22.2%	4,203.5	9.9%
Other Assets	235.3	180.2	30.6%	239.8	-1.9%
Total Assets	7,296.4	6,350.4	14.9%	6,649.0	9.7%

Particulars (figures in ₹ crores.)	Q3 FY22	Q3 FY21	Y-o-Y	Q2 FY22	Q-o-Q	9M FY22	9M FY21	Y-o-Y
Interest Earned	255.0	203.6	25.3%	234.5	8.7%	705.2	624.3	13.0%
Interest Expended	87.7	93.9	-6.6%	87.2	0.6%	267.2	271.1	-1.4%
Net Interest Income	167.3	109.6	52.6%	147.3	13.6%	438.0	353.3	24.0%
Other Income	18.2	30.9	-41.1%	33.4	-45.5%	73.6	63.2	16.4%
Net Total Income	193.4	140.5	37.6%	180.7	7.0%	511.6	416.5	22.8%
Operating Expenses	105.0	92.4	13.6%	97.9	7.3%	295.2	231.6	27.4%
Employee Expense	55.3	47.4	16.7%	54.7	1.1%	161.8	133.6	21.1%
Other Expense	49.7	44.9	10.6%	43.2	15.1%	133.4	98.1	36.0%
Operating Profit	80.5	48.2	67.0%	82.8	-2.7%	216.5	184.9	17.1%
Provisions and Contingencies	72.6	46.7	55.5%	97.3	-25.4%	279.9	114.8	143.8%
Net Profit Before Tax	7.9	1.4	464.3%	-14.5	Nm	-63.4	70.1	Nm
Tax	-3.2	0.4	Nm	12.6	Nm	-18.5	15.2	Nm
Profit After Tax	4.7	1.1	327.3%	-1.9	Nm	-44.9	54.9	Nm

Particulars	Unit	Q3 FY22	Q3 FY21	YoY	Q2 FY22	Q-o-Q	9M FY22	9M FY21	Y-o-Y
Gross Advances	₹ Crore	4,872.3	3,908.0	24.7%	4,470.4	9.0%	4,872.3	3,908.0	24.7%
Disbursement	₹ Crore	1,121.0	785.3	43.0%	1,067.0	5.0%	2,547.6	1,157.8	120.0%
Deposits	₹ Crore	3,169.5	3,343.8	-5.2%	3,129.0	1.3%	3,169.5	3,343.8	-5.2%
Retail Deposit to Total Deposit	%	88.4%	72.4%	1,600 bps	87.9%	50 bps	88.4%	72.4%	1,600 bps
CASA Ratio	%	19.2%	13.3%	590 bps	18.5%	70 bps	19.2%	13.3%	588 bps
Yield	%	19.2%	18.6%	60 bps	19.3%	-10 bps	18.8%	19.9%	-112 bps
NIM	%	9.9%	9.1%	79 bps	9.1%	70 bps	8.9%	8.3%	60 bps
Cost of Deposits	%	7.1%	7.1%	-	7.1%	-	7.2%	7.8%	-60 bps
Cost of Borrowings	%	6.3%	8.5%	-220 bps	7.2%	-90 bps	7.0%	8.6%	-161 bps
Cost of Funds	%	6.8%	7.1%	-30 bps	7.1%	-30 bps	7.1%	8.0%	-94 bps
Cost to income	%	56.6%	65.7%	-912 bps	54.2%	240 bps	56.8%	55.6%	120 bps
OER	%	8.9%	9.2%	- 30 bps	9.2%	-30 bps	8.9%	8.3%	52 bps
GNPA Ratio	%	10.5%	0.9%	-970 bps	10.2%	200 bps	10.5%	0.9%	-970 bps
NNPA Ratio	%	5.6%	0.3%	530 bps	4.5%	110 bps	5.6%	0.3%	530 bps
PCR (including technical write-offs)	%	67.9%	89.6%	-2,172 bps	71.2%	-330 bps	67.9%	89.6%	-2,172 bps
ROA*	%	0.3%	-0.1%	40 bps	-0.6%	90 bps	-0.9%	1.2%	nm
ROE*	%	1.2%	-0.5%	170 bps	-0.2%	140 bps	-3.8%	6.3%	nm
Book Value Per Share (BVPS)	Rs.	146.35	133.54	9.6%	145.9	0.3%	146.35	133.54	9.6%

*ROA & ROE is annualized

The pandemic added impetus to speed up digital adoption in order to provide greater customer convenience and make way for enhanced operational efficiency



Introduced tech-enabled and real-time opening of bank account, OD account, ECLGS account through the launch of Smile OD for JLG customers



Popularized e-KYC biometric-based and Video-KYC based account opening process for new savings account customers



Promoted WhatsApp banking, through which customers can now securely receive their Fixed Deposit (FD) advice



We have gone live with sweep-in partnerships for savings accounts, current accounts with payment banks such as Fino Payments Bank, Airtel Payments Bank and Paytm Payments Bank



Technology Transformation program – Pragyaa has begun with Infosys-Finacle. Planned to complete by Q2 of FY 22-23.

Robust Data Analytics

- ★ Analytical insights for business and risk management to track customer behavior by estimating customer repayment capacity based on monthly obligation payable to various lenders
- ★ Pin code-based analysis of market to identify growing market
- ★ Static pool and delinquency analytics
- ★ Cohort analysis and other insights

- *The CSR activities of the Bank are being implemented through Suryoday Foundation.*

In Q2FY22 Foundation focused on following activities

- Recruitment of human resources **as per the revised geographical locations**
- Selection of **Blocks and Areas in 5 identified districts**
- **Partnering with local stakeholders** (local NGOs, Banks, Post offices, Panchayat Members, Anganwadi worker and ICDS officials, Asha workers, Medical Officers and Schools etc.)
- Identification of partners for collaboration on technical areas
- Intervention with the beneficiaries across programs with outreach of 6,802 beneficiaries
- Continuing COVID 19 awareness and Vaccination through Suryoday Foundation. Additionally, 6000 beneficiaries have got vaccinated in the Chennai Metropolitan Area through the Rotary tie up



Sr. No	Name of the Programs	Program Locations	Outreach	Outreach
			(Q2)	(Q3)
1	Program 1: Building Financial Capability of Domestic Workers	Maharashtra - Mumbai	439	2,392
		Tamil Nadu – Chennai		
2	Program 2: Building Financial Capability of Citizens of tomorrow – Program for School Children	Tamil Nadu - Cuddalore	522	2,241
		Puducherry		
		Odisha – Khorda		
3	Program 3: Building Financial Capability of rural communities – Program for Parents	Tamil Nadu - Cuddalore	646	2,169
		Puducherry		
		Odisha - Khorda		



Mr. R Ramachandran - Non-Executive Chairperson and Independent Director

Former CMD Andhra Bank, Former ED Syndicate Bank, Former Director SIDBI



Mr. John Arunkumar Diaz - Independent Director

Over 28 years with Standard Chartered Bank & Banking Consultant



Mr. Mrutunjay Sahoo - Independent Director

Ex-Special CS to the Govt of AP and Ex-Director as Govt nominee in PSUs



Mr. Ranjit Shah - Investor Director

Co-Founder and Managing Partner at Gaja Capital



Mr. Jyotin Mehta - Independent Director

Former GM & CS of ICICI Bank, Former Chief Internal Auditor of Voltas



Mr. KP Nair - Independent Director

Former DMD of IDBI Bank



Ms. Meena Hemchandra - Independent Director

Retired Executive Director, Reserve Bank of India



Mr. Aleem Remtula - Investor Director

Partner (Private Equity) Developing World Markets



Mr. R Baskar Babu Promoter, MD and CEO

Several years of experience in Financial Services, previously held leadership roles in HDFC Bank, GE Capital

Company :



Suryoday Small Finance Bank Limited
CIN: L65923MH2008PLC261472

Ms. Radhika Gawde
E: radhika.gawde@suryodaybank.com

www.suryodaybank.com

Investor Relations Advisor :

SGA Strategic Growth Advisors

Strategic Growth Advisors Pvt. Ltd.
CIN: U74140MH2010PTC204285

Mr. Aakash S Mehta / Mr. Abhishek Shah
E: aakash.s.m@sgapl.net / abhishek.shah@sgapl.net
T: +91 9870679263 / +91 9930651660

www.sgapl.net