



PETWASTE
(PRODUCT OF G G ENGINEERING LIMITED)

GG ENGINEERING LTD.

(An Authorized OEM for Tata Motors Limited)

An ISO 9001 : 2015 Certified Company

November 02, 2021

To
Manager (CRD)
Bombay Stock Exchange Ltd. (BSE)
P.J. Towers, Dalal Street,
Mumbai - 400 001

Ref: Script Code- 540614

Sub.: Submission of Un-audited Financial Results for the quarter & half year ended 30th September, 2021

Dear Sir/Madam,

Please find enclosed herewith Unaudited Financial Result (Standalone & Consolidated) for the quarter & half year ended on 30th September, 2021 along with the Cash flow Statement for the half year ended on 30th September, 2021, and along with a copy of Limited Review Report i.e. approved by the Board of Directors of the Company at its meeting held today i.e. 02nd November, 2021 in terms of Regulation 33 of Securities and Exchange Board of India (Listing Obligations and Disclosure Requirements) Regulations, 2015.

Please take the same on your record.

Kindly, acknowledge receipt of the same and oblige us.

Thanking you.

Yours faithfully,

For G G Engineering Limited

Vinod Beriwal

Vinod Beriwal
Managing Director

Encl. a/a.





Limited Review Report on Quarterly and year to date Unaudited Standalone Financial Results of G G Engineering Limited pursuant to the Regulation 52 of the SEBI (Listing Obligations and Disclosure Requirements) Regulations, 2015.

Review Report to,
**The Board of Directors,
G G Engineering Limited**

1. Introduction

We have reviewed the accompanying statement of unaudited standalone financial results of G G Engineering Limited (the "Company") for the quarter and half year ended September 30, 2021 together with related notes thereon (the "Statement") attached herewith, being submitted by the Company pursuant to the requirements of Regulation 52 of the SEBI (Listing Obligations and Disclosure Requirements) Regulations, 2015, as amended ('Listing Regulations').

This statement, which is responsibility of the Company's management and has been approved by the Board of Directors of the Company has been prepared in accordance with the recognition and measurement principles laid down in Indian Accounting Standard 34, (Ind AS 34) "Interim Financial Reporting" prescribed under Section 133 of the Companies Act, 2013, as amended, read with relevant rules issued thereunder and other accounting principles generally accepted in India. Our responsibility is to express a conclusion on the Statement based on our review.

2. Scope of Review

We conducted our review of the Statement in accordance with the Standard on Review Engagements (SRE) 2410, "Review of Interim Financial Information Performed by the Independent Auditor of the Entity" issued by the Institute of Chartered Accountants of India. This standard requires that we plan and perform the review to obtain moderate assurance as to whether the Statement is free of material misstatement.

A review is limited primarily to inquiries of company personnel and analytical procedures applied to financial data and thus provides less assurance than an audit. We have not performed an audit and accordingly, we do not express an audit opinion.

3. Conclusion

Based on our review conducted and procedures performed as stated in paragraph 2 as above, except the matter described in point no 4 of this report nothing has come to our attention that causes us to believe that the accompanying Statement, prepared in accordance with the recognition and measurement principles laid down in the applicable Indian Accounting Standards ('Ind AS') specified under Section 133 of the Companies Act, 2013 as amended, read with relevant rules issued thereunder and other recognized accounting practices and policies has, not disclosed the information required to be disclosed in terms of the Regulation 52 of the SEBI (Listing



Obligations and Disclosure Requirements) Regulations, 2015, read with the Circular, including the manner in which it is to be disclosed, or that it contains any material misstatement.

4. Emphasis of Matter

- We draw attention to that the we have not verified the Quantitative and physical Stock year to date.
- We draw attention to Note 5 to the Unaudited Standalone Financial Results in which the company describes the uncertainties arising from the COVID 19 Pandemic. Our conclusion is not modified in respect of this matter.
- We draw attention that the Company has not provided GST liability on the advances received by the Company from vendors. The impact of the liability is not ascertained.

For S G N & CO

Chartered Accountant
FRN – 134565W

Shreyans Digitally signed by
Shreyans Sunil Jain
Sunil Jain Date: 2021.11.02
17:37:13 +05'30'

Shreyans Jain
Partner

Membership No.: 147097

UDIN: 21147097AAAACH5534

Place: Mumbai

Date: 02nd November, 2021



PETWASTE
(PRODUCT OF G.G. ENGINEERING LIMITED)

GG ENGINEERING LTD.

(An Authorized OEM for Tata Motors Limited)

An ISO 9001 : 2015 Certified Company

| UNAUDITED STANDALONE FINANCIAL RESULTS FOR THE QUARTER ENDED SEPTEMBER 30, 2021 | | | | | | | Rs. in Lacs (Except Share Data) |
|---|---|---------------|---------------|---------------|-----------------|-----------------|---------------------------------|
| Sr. No | Particulars | Quarter Ended | | | Half Year Ended | | Year Ended |
| | | Sept 30,2021 | June 30,2021 | Sept 30,2020 | Sept 30,2021 | Sept 30,2020 | 31.03.2021 |
| | | Unaudited | Unaudited | Unaudited | Unaudited | Unaudited | Audited |
| | Revenue | | | | | | |
| 1 | Revenue from Operations | 612.57 | 224.01 | 837.33 | 836.58 | 1,297.40 | 2,775.69 |
| 2 | Other Income | 0.55 | 0.08 | 0.08 | 0.62 | 0.16 | 2.54 |
| 3 | Total Revenue (1+2) | 613.12 | 224.09 | 837.41 | 837.21 | 1,297.56 | 2,778.23 |
| 4 | Expenses | | | | | | |
| | (a) Cost of materials consumed | 199.54 | 73.16 | 252.75 | 272.70 | 330.36 | 584.60 |
| | (b) Purchases of stock in trade | 346.75 | 111.04 | 570.73 | 457.79 | 954.02 | 2,006.73 |
| | (c) Changes in inventories of finished goods, work in progress and stock in trade | 11.67 | (28.78) | (74.43) | -17.11 | (129.21) | (125.24) |
| | (d) Employee benefits expense | 20.13 | 18.06 | 24.73 | 38.19 | 43.45 | 68.06 |
| | (e) Finance Cost | 11.99 | 11.46 | 13.26 | 23.45 | 25.57 | 43.77 |
| | (f) Depreciation and amortisation expense | 7.10 | 7.10 | 6.93 | 14.20 | 12.27 | 28.93 |
| | (g) Other Expenses | 12.84 | 31.49 | 40.88 | 44.33 | 54.15 | 150.53 |
| | Total Expenses | 610.03 | 223.53 | 834.86 | 833.56 | 1,290.61 | 2,757.39 |
| 5 | Profit before Tax (7-8) | 3.09 | 0.56 | 2.55 | 3.65 | 6.95 | 20.84 |
| 6 | Tax Expenses: | | | | | | |
| | (a) Current Tax | - | - | - | - | - | 2.34 |
| | (b) Deferred Tax | - | - | - | - | - | 1.68 |
| 7 | Profit / (Loss) after Tax | 3.09 | 0.56 | 2.55 | 3.65 | 6.95 | 16.82 |
| 8 | Other Comprehensive Income/(Loss) | | | | | | |
| | period. | - | - | - | - | - | - |
| | B. Other Comprehensive Income to be reclassified to profit and loss of subsequent period. | 11.81 | 0.14 | - | 11.95 | - | 2.52 |
| | (ii) Income tax relating to items that will be reclassified to profit or loss | (3.07) | (0.04) | - | (3.11) | - | (0.65) |
| 9 | Total Comprehensive Income/(Loss) for the period | 11.83 | 0.67 | 2.55 | 12.50 | 6.95 | 18.68 |
| 10 | Earnings Per Share of Rs. 10 Each | | | | | | |
| | (a) Basic (Rs.) | 0.02 | 0.00 | 0.02 | 0.02 | 0.07 | 0.18 |
| | (b) Diluted (Rs.) | 0.02 | 0.00 | 0.02 | 0.02 | 0.07 | 0.18 |

Notes:

- The financial results were reviewed by the audit committee and approved by the Board of directors at its meeting held on November 02, 2021.
- There were no investor complaints received / pending as at September 30, 2021
- In Accordance with Ind AS 108, the company has disclosed segment reporting in consolidated financial results.
- COVID 19 has severely impacted businesses globally and in India, the lockdown has also impacted demand for the Company's product and the Company's financial performance for the quarter and half year ended September 30, 2021.
- Based on the current indicators of future economic conditions and the impact of COVID 19 on its operations, the Company has also made an assessment of the liquidity position, recoverability and carrying value of its assets and the ability to pay its liabilities as they become due and is of the view that there is no material impact or adjustments required to made in this financial results. The impact assessment of COVID-19 may be different from the presently estimated and the company will continue to evaluate any significant changes to its operations and its resultant impact on the financial performance. Further, the impact assessment does not indicate any adverse impact on the ability of the company to continue as a going concern.

As per our attached report of even date.

For & on behalf of the Board of Directors of
GG Engineering Limited

Vinod Beriwal

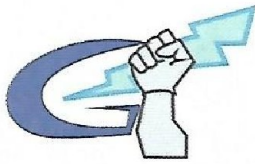


Vinod Beriwal
Managing Director
DIN No: 01817948
Mumbai
Date : 02/11/2021

Works : 715/716, G.I.D.C. Palej, Dist. Bharuch, Gujarat - 392220, INDIA.

Telefax: +91 2642 277720 E-mail: info@ggengg.in Website : www.ggengg.in

Regd. Off.: Office No : 203, 2nd Floor, Shivam Chambers Co-op Soc, Near Sahara, S. V. Road, Goregaon (west), Mumbai - 400104.



PETWASTE
(PRODUCT OF G G ENGINEERING LIMITED)

GG ENGINEERING LTD.


(An Authorized OEM for Tata Motors Limited)

An ISO 9001 : 2015 Certified Company

| G G Engineering Limited | | | |
|---|---------------------|---------------------|----------------------|
| STANDALONE STATEMENT OF ASSETS AND LIABILITIES | | | |
| ASSETS | Sept 30,2021 | Sept 30,2020 | March 31,2021 |
| NON-CURRENT ASSETS | | | |
| (a) Property, Plant and Equipment | 341.16 | 1,274.91 | 1,258.80 |
| (b) Financial Assets | | | |
| (i) Investments | 532.75 | 532.75 | 532.75 |
| (ii) Loan | 80.57 | | 68.14 |
| (c) Other Non-current Assets | 4.50 | 52.89 | 4.50 |
| CURRENT ASSETS | | | |
| (a) Inventories | 235.37 | 286.84 | 218.49 |
| (b) Financial Assets | - | | |
| (i) Trade Receivables | 487.36 | 394.66 | 550.47 |
| (ii) Cash and Cash Equivalents | 18.08 | 31.77 | 15.39 |
| (iii) Loan | 33.24 | 171.33 | 31.86 |
| (c) Other Current Assets | 2.08 | 20.42 | 2.32 |
| Non Current Assets Classified as Held for Sale | 915.00 | - | - |
| | 2,650.11 | 2,765.57 | 2,682.73 |
| TOTAL ASSETS | | | |
| | - | | |
| EQUITY | | | |
| (a) Equity share capital | 1,031.00 | 1,031.00 | 1,031.00 |
| (b) Other equity | 484.61 | 459.42 | 466.28 |
| (c) Money Received against Share Warrant | 0.13 | 0.13 | 0.13 |
| LIABILITIES | | | |
| NON-CURRENT LIABILITIES | | | |
| (a) Financial Liabilities | | | |
| (i) Borrowings | 86.98 | 125.80 | 69.76 |
| (b) Deferred Tax Liabilities (Net) | 31.13 | 29.45 | 31.13 |
| CURRENT LIABILITIES | | | |
| (a) Financial liabilities | | | |
| (i) Borrowings | 347.97 | 308.66 | 376.05 |
| (ii) Trade payables | 580.63 | 778.61 | 572.94 |
| (c) Other current liabilities | 87.66 | 32.51 | 135.45 |
| SUB-TOTAL | 2,650.11 | 2,765.57 | 2,682.73 |
| TOTAL EQUITY & LIABILITIES | | | |
| | | | |

As per our attached report of even date.
For & on behalf of the Board of Directors of
G G Engineering Limited

Vinod Beriwal



Vinod Beriwal
Managing Director
DIN No: 01817948
Mumbai
Date : 02/11/2021

Works : 715/716, G.I.D.C. Palej, Dist. Bharuch, Gujarat - 392220, INDIA.
Telefax: +91 2642 277720 E-mail : info@ggengg.in Website : www.ggengg.in

Regd. Off. Office No : 203, 2nd Floor, Shivam Chambers Co-op Soc, Near Sahara, S. V. Road, Goregaon (west), Mumbai - 400104.

CIN No. : L28900MH2006PLC159174



PETWASTE
(PRODUCT OF G G ENGINEERING LIMITED)

GG ENGINEERING LTD.
(An Authorized OEM for Tata Motors Limited)

An ISO 9001 : 2015 Certified Company

STANDALONE CASH FLOW STATEMENT FOR THE PERIOD SEPTEMBER 30, 2021

| Particulars | Period Ended Sept 30,2021 | Period Ended Sept 30,2020 | Year Ended Mar 31,2021 |
|--|------------------------------|------------------------------|---------------------------|
| A. Cash Flow from Operating Activities: | | | |
| Net profit before Tax | 3.65 | 6.95 | 20.84 |
| Adjustments to reconcile profit before tax to net cash flows: | | | |
| Depreciation and Amortisation | 14.20 | 12.27 | 28.93 |
| Interest income | 0.62 | -0.16 | -0.77 |
| Sundry Balances Written Off | - | - | 0.15 |
| (Increase)/Decrease in Other Non-current Assets | - | -6.79 | - |
| Interest expense | 23.45 | 25.57 | 43.77 |
| Operating Profit before Working Capital Changes | 40.68 | 37.83 | 92.92 |
| Adjustments for movement in Working Capital: | | | |
| (Increase)/Decrease in Trade receivable & Other Current Assets: | | | |
| (Increase)/Decrease in Trade receivable | 63.11 | 4.08 | -151.73 |
| (Increase)/Decrease in Current Loans | 1.38 | -40.58 | 78.89 |
| (Increase)/Decrease in Other Current Assets | 0.24 | -19.91 | -1.81 |
| (Increase) / Decrease in Inventories | 16.88 | -71.09 | -2.74 |
| Increase/(Decrease) in Trade Payables and other current liabilities | | | |
| Increase / (Decrease) in Trade Payables | 7.70 | 346.82 | 141.14 |
| Increase / (Decrease) in Other Current Liabilities | 47.79 | -133.33 | -33.54 |
| Cash Generated from Operations | 45.68 | 123.82 | 123.12 |
| Direct Taxes paid (net of refund) | - | 0.00 | 1.55 |
| Net Cash from Operating Activities | (A) 45.68 | 123.82 | 124.67 |
| B. Cash Flow from Investing Activities: | | | |
| Purchase of Fixed Assets | - | -79.98 | -80.11 |
| Interest Income | 0.62 | 0.16 | 0.77 |
| Net Cash used in Investing Activities | (B) 0.62 | -79.82 | 79.35 |
| C. Cash Flow from Financing Activities: | | | |
| Repayment of Long term borrowings | 3.77 | -16.67 | -15.97 |
| Repayment of Short term borrowings | - | -39.30 | - |
| Interest Paid | 23.45 | -25.57 | -43.77 |
| Proceeds from Long term borrowings | 28.08 | 40.06 | - |
| Proceeds from Short term borrowings | - | - | 0.56 |
| Proceeds from Share Warrant | - | - | - |
| Net Cash used in Financing Activities | (C) 55.29 | -41.47 | 59.18 |
| Net Increase/(Decrease) in Cash and Cash equivalents | 8.99 | 2.53 | 13.85 |
| Cash and Cash equivalents - Opening Balance | 15.39 | 29.24 | 29.24 |
| Cash and Cash equivalents - Closing Balance | 18.08 | 31.77 | 15.39 |

As per our attached report of even date.
For & on behalf of the Board of Directors of
G G Engineering Limited

Vinod Beriwal

Vinod Beriwal
Managing Director
DIN No: 01817948
Mumbai
Date : 02/11/2021





Limited Review Report on Quarterly and year to date Unaudited Consolidated Financial Results of G G Engineering Limited pursuant to the Regulation 52 of the SEBI (Listing Obligations and Disclosure Requirements) Regulations, 2015.

Review Report to,
The Board of Directors,
G G Engineering Limited

1. Introduction

We have reviewed the accompanying statement of unaudited Consolidated financial results of G G Engineering Limited (the "Parent") and its subsidiaries (the Parent and its subsidiaries together referred to as "the Group") and its share of the net profit after tax and total comprehensive income of its associate for the quarter and half year ended September 30, 2021 together with related notes thereon (the "Statement") attached herewith, being submitted by the Parent Company pursuant to the requirements of Regulation 52 of the SEBI (Listing Obligations and Disclosure Requirements) Regulations, 2015, as amended ('Listing Regulation').

This statement, which is responsibility of the Parent Company's management and has been approved by the Parent Company Board of Directors has been prepared in accordance with the recognition and measurement principles laid down in Indian Accounting Standard 34, (Ind AS 34) "Interim Financial Reporting" prescribed under Section 133 of the Companies Act, 2013, as amended, read with relevant rules issued thereunder and other accounting principles generally accepted in India. Our responsibility is to express a conclusion on the Statement based on our review.

2. Scope of Review

We conducted our review of the Statement in accordance with the Standard on Review Engagements (SRE) 2410, "Review of Interim Financial Information Performed by the Independent Auditor of the Entity" issued by the Institute of Chartered Accountants of India. This standard requires that we plan and perform the review to obtain moderate assurance as to whether the Statement is free of material misstatement.

A review is limited primarily to inquiries of company personnel and analytical procedures applied to financial data and thus provides less assurance than an audit. We have not performed an audit and accordingly, we do not express an audit opinion.



We also performed procedures in accordance with the circular issued by the SEBI under Regulation 33 (8) of the SEBI (Listing Obligations and Disclosure Requirements) Regulations, 2015, as amended, to the extent applicable.

3. The statement includes the result of following entities:

| Subsidiaries |
|--|
| Shashi Beriwal and Company Private Limited |

4. Conclusion

Based on our review conducted and procedures performed as stated in paragraph 3 above as above, except the matter described in point no 5 of this report nothing has come to our attention that causes us to believe that the accompanying Statement, prepared in accordance with the recognition and measurement principles laid down in the applicable Indian Accounting Standards ('Ind AS') specified under Section 133 of the Companies Act, 2013 as amended, read with relevant rules issued thereunder and other recognized accounting practices and policies has, not disclosed the information required to be disclosed in terms of the Regulation 52 of the SEBI (Listing Obligations and Disclosure Requirements) Regulations, 2015, read with the Circular, including the manner in which it is to be disclosed, or that it contains any material misstatement.

5. Emphasis of Matters

- We draw attention to that the we have not verified the Quantitative and physical Stock year to date.
- We draw attention to Note 4 to the Consolidated Unaudited Financial Results in which the group describes the uncertainties arising from the COVID 19 Pandemic. Our conclusion is not modified in respect of this matter.
- We draw attention that the Company has not provided GST liability on the advances received by the Company from vendors. The impact of the liability is not ascertained.

6. Other Matters

- We did not review the financial results of subsidiary Company included in the consolidated unaudited financial results, whose financial results reflect total revenues of Rs. 346.67 lakhs, total net loss after tax of Rs. 82.28 lakhs, for the half year ended on September 30, 2021 as considered in the consolidated unaudited financial results.



- The consolidated unaudited financial results also include the financial results for the quarter ended September 30, 2021 of subsidiaries Companies which has not been reviewed by its auditors, whose financial results reflect revenues of Rs. 346.67 lakhs, total net loss after tax of Rs. 82.28 lakhs, as considered in the consolidated unaudited financial results.

Our conclusion on the Statement is not modified in respect of the above matters.

For S G N & CO
Chartered Accountant
FRN – 134565W

Shreyans Digitally signed by
Shreyans Sunil Jain
Sunil Jain Date: 2021.11.02
17:38:25 +05'30'

Shreyans Jain
Partner

Membership No.: 147097

UDIN: 21147097AAAACG2834

Place: Mumbai

Date: 02nd November, 2021



PETWASTE
(PRODUCT OF G G ENGINEERING LIMITED)

GG ENGINEERING LTD.

(An Authorized OEM for Tata Motors Limited)

An ISO 9001 : 2015 Certified Company

Rs. in Lacs (Except Share Data)

| UNAUDITED CONSOLIDATED FINANCIAL RESULTS FOR THE QUARTER ENDED SEPTEMBER 30, 2021 | | | | | | | |
|---|---|---------------|---------------|-----------------|-----------------|-----------------|-----------------|
| Sr. No | Particulars | Quarter Ended | | | Half Year Ended | | Year Ended |
| | | Sept 30,2021 | June 30,2021 | Sept 30,2020 | Sept 30,2021 | Sept 30,2020 | 31.03.2021 |
| | | Unaudited | Unaudited | Unaudited | Unaudited | Unaudited | Audited |
| | Revenue | | | | | | |
| 1 | Revenue from Operations | 689.40 | 479.19 | 1,097.51 | 1,168.59 | 1,782.75 | 3,741.70 |
| 2 | Other Income | 3.54 | 0.08 | 1.90 | 3.62 | 3.76 | 9.64 |
| 3 | Total Revenue (1+2) | 692.94 | 479.27 | 1,099.41 | 1,172.21 | 1,786.51 | 3,751.35 |
| 4 | Expenses | | | | | | |
| | (a) Cost of materials consumed | 225.54 | 74.55 | 248.83 | 300.09 | 315.16 | 1,304.28 |
| | (b i) Purchases of stock in trade | 398.37 | 279.54 | 570.73 | 677.90 | 954.02 | 2,006.73 |
| | (b ii) Purchase of Manufacturing Goods | - | - | 174.06 | - | 360.25 | - |
| | (c) Changes in inventories of finished goods, work in progress and stock in trade | 5.45 | 1.34 | (73.18) | 6.79 | (127.32) | (140.32) |
| | (d) Employee benefits expense | 24.38 | 25.41 | 29.42 | 49.80 | 52.12 | 100.64 |
| | (e) Finance Cost | 21.90 | 20.36 | 22.39 | 42.26 | 42.20 | 78.54 |
| | (f) Depreciation and amortisation expense | 29.38 | 29.38 | 24.53 | 58.77 | 45.95 | 119.68 |
| | (g) Other Expenses | 45.16 | 77.23 | 79.12 | 122.39 | 168.73 | 360.86 |
| | Total Expenses | 750.19 | 507.81 | 1,075.90 | 1,258.00 | 1,811.11 | 3,830.42 |
| 5 | Profit before Tax (7-8) | -57.25 | -28.54 | 23.50 | -85.79 | -24.60 | -79.08 |
| 6 | Tax Expenses: | | | | | | |
| | (a) Current Tax | 2.34 | - | - | - | - | 2.34 |
| | (b) Deferred Tax | - | - | - | - | - | 0.60 |
| 7 | Profit / (Loss) after Tax | -59.59 | -28.54 | 23.50 | -85.79 | -24.60 | -82.02 |
| 8 | Other Comperhensive Income/(Loss) | | | | | | |
| | A. Other Comprehensive Income not to be reclassified to profit and loss of subsequent period. | - | - | - | - | - | - |
| | B. Other Comprehensive Income to be reclassified to profit and loss of subsequent period. | 11.81 | 0.14 | - | 11.95 | - | 2.52 |
| | (ii) Income tax relating to items that will be reclassified to profit or loss | (3.07) | - | - | (3.11) | - | (0.65) |
| 9 | Total Comperhensive Income/(Loss) for the period | -50.85 | -28.40 | 23.50 | -76.95 | -24.60 | -80.16 |
| 10 | Earnings Per Share of Rs. 10 Each | | | | | | |
| | (a) Basic (Rs.) | -0.10 | -0.06 | 0.23 | -0.15 | -0.24 | -0.78 |
| | (b) Diluted (Rs.) | -0.10 | -0.06 | 0.23 | -0.15 | -0.24 | -0.78 |

Notes:

- The financial results were reviewed by the audit committee and approved by the Board of directors at its meeting held on November 02, 2021.
- There were no investor complaints received / pending as at September 30, 2021
- In Accordance with Ind AS 108, the company has disclosed segment reporting in consolidated financial results.
- COVID 19 has severely impacted businesses globally and in India, the lockdown has also impacted demand for the Company's product and the Company's financial performance for the quarter and half year ended September 30, 2021.
- Based on the current indicators of future economic conditions and the impact of COVID 19 on its operations, the Company has also made an assessment of the liquidity position, recoverability and carrying value of its assets and the ability to pay its liabilities as they become due and is of the view that there is no material impact or adjustments required to made in this financial results. The impact assessment of COVID-19 may be different from the presently estimated and the company will continue to evaluate any significant changes to its operations and its resultant impact on the financial performance. Further, the impact assessment does not indicate any adverse impact on the ability of the company to continue as a going concern.

As per our attached report of even date.
For & on behalf of the Board of Directors of
G G Engineering Limited


Vinod Beriwal
Managing Director
DIN No: 01817948
Mumbai
Date : 02/11/2021



Works : 715/716, G.I.D.C. Palej, Dist. Bharuch, Gujarat - 392220, INDIA.

Telefax: +91 2642 277720 E-mail : info@ggengg.in Website : www.ggengg.in

Regd. Off.: Office No : 203, 2nd Floor, Shivam Chambers Co-op Soc, Near Sahara, S. V. Road, Goregaon (west), Mumbai - 400104.



PETWASTE
(PRODUCT OF G G ENGINEERING LIMITED)

GG ENGINEERING LTD.

(An Authorized OEM for Tata Motors Limited)

An ISO 9001 : 2015 Certified Company

| G G Engineering Limited | | | |
|---|---------------------|---------------------|----------------------|
| CONSOLIDATED STATEMENT OF ASSETS AND LIABILITIES | | | |
| ASSETS | Sept 30,2021 | Sept 30,2020 | March 31,2021 |
| NON-CURRENT ASSETS | | | |
| (a) Property, Plant and Equipment | 822.60 | 1,779.27 | 1,776.79 |
| Goodwill on Consolidation | 232.15 | 232.15 | 232.15 |
| (b) Financial Assets | | | |
| (i) Investments | 36.22 | 36.22 | 36.22 |
| (ii) Loan | 198.38 | | 296.27 |
| (c) Other Non-current Assets | 4.50 | 52.89 | 4.50 |
| CURRENT ASSETS | | | |
| (a) Inventories | 441.26 | 440.09 | 424.38 |
| (b) Financial Assets | | | |
| (i) Trade Receivables | 656.47 | 423.68 | 605.78 |
| (ii) Cash and Cash Equivalents | 18.82 | 41.69 | 23.37 |
| (iii) Loan | 33.29 | 171.66 | 34.86 |
| (c) Other Current Assets | 240.05 | 501.40 | 240.44 |
| Non Current Assets Classified as Held for Sale | 915.00 | | |
| TOTAL ASSETS | 3,598.73 | 3,679.06 | 3,674.77 |
| EQUITY | | | |
| (a) Equity share capital | 1,031.00 | 1,031.00 | 1,031.00 |
| (b) Other equity | 282.66 | 411.48 | 380.49 |
| (c) Money Received against Share Warrant | 0.13 | 0.13 | 0.13 |
| (d) Non Controlling Interest | 240.77 | 238.58 | 218.24 |
| LIABILITIES | | | |
| NON-CURRENT LIABILITIES | | | |
| (a) Financial Liabilities | | | |
| (i) Borrowings | 112.39 | 687.43 | 69.76 |
| (b) Deferred Tax Liabilities (Net) | 18.36 | 17.76 | 18.36 |
| CURRENT LIABILITIES | | | |
| (a) Financial liabilities | | | |
| (i) Borrowings | 1,015.34 | 308.66 | 987.97 |
| (ii) Trade payables | 798.83 | 908.05 | 778.41 |
| (c) Other current liabilities | 99.24 | 75.98 | 190.40 |
| SUB-TOTAL | 3,598.73 | 3,679.06 | 3,674.77 |
| TOTAL EQUITY & LIABILITIES | | | |

As per our attached report of even date.
For & on behalf of the Board of Directors of
G G Engineering Limited

Vinod Beriwala
Vinod Beriwala
Managing Director
DIN No: 01817948
Mumbai
Date : 02/11/2021

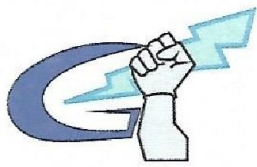


Works : 715/716, G.I.D.C. Palej, Dist. Bharuch, Gujarat - 392220, INDIA.

Telefax: +91 2642 277720 E-mail : info@ggengg.in Website : www.ggengg.in

Regd. Off.: Office No : 203, 2nd Floor, Shivam Chambers Co-op Soc, Near Sahara, S. V. Road, Goregaon (west), Mumbai - 400104.

CIN No. : U28000MH2006PLC150174



PETWASTE
(PRODUCT OF G G ENGINEERING LIMITED)

GG ENGINEERING LTD.

(An Authorized OEM for Tata Motors Limited)

An ISO 9001 : 2015 Certified Company

CONSOLIDATED CASH FLOW STATEMENT FOR THE PERIOD SEPTEMBER 30, 2021.

| Particulars | Period Ended Sept 30,2021 | Period Ended Sept 30,2020 | Period Ended March 31,2021 |
|--|------------------------------|------------------------------|-------------------------------|
| A. Cash Flow from Operating Activities: | | | |
| Net profit before Tax | 85.79 | (24.60) | 79.08 |
| Adjustments to reconcile profit before tax to net cash flows: | | | |
| Depreciation and Amortisation | 58.77 | 45.95 | 119.68 |
| Interest income | 0.62 | -0.16 | 0.80 |
| Sundry Balances Written Off | | | |
| (Increase)/Decrease in Other Non-current Assets | | 13.67 | |
| Interest expense | 42.26 | 42.20 | 78.54 |
| Operating Profit before Working Capital Changes | 14.62 | 77.07 | 118.34 |
| Adjustments for movement in Working Capital: | | | |
| (Increase)/Decrease in Trade receivable & Other Current Assets | | | |
| (Increase)/Decrease in Trade receivable | 50.68 | (24.94) | 207.04 |
| (Increase)/Decrease in Current Loans | 99.47 | -53.07 | 59.53 |
| (Increase)/Decrease in Other Current Assets | 0.39 | -55.20 | 1.66 |
| (Increase) / Decrease in Inventories | 16.88 | -84.41 | 68.70 |
| Increase/(Decrease) in Trade Payables and other current liabilities | | | |
| Increase / (Decrease) in Trade Payables | 20.42 | 333.43 | 203.79 |
| Increase/ (Decrease) in Other Current Liabilities | 91.17 | -266.66 | 78.11 |
| Cash Generated from Operations | 23.83 | 73.78 | 26.15 |
| Direct Taxes paid (net of refund) | - | 0.00 | 1.38 |
| Net Cash from Operating Activities | (A) 23.83 | 73.78 | 27.53 |
| B. Cash Flow from Investing Activities: | | | |
| Purchase of Fixed Assets | - | -84.18 | 218.90 |
| Sale of Assets | 50.00 | | |
| Interest Income | 0.62 | 0.16 | 0.80 |
| Net Cash used in Investing Activities | (B) 50.62 | 84.02 | 218.09 |
| C. Cash Flow from Financing Activities: | | | |
| Repayment of Long term borrowings | 26.88 | -16.67 | 15.97 |
| Repayment of Short term borrowings | | -376.70 | |
| Interest Paid | 42.26 | -42.20 | 78.54 |
| Proceeds from Long term borrowings | | 601.70 | |
| Proceeds from Short term borrowings | 15.97 | | 275.08 |
| Proceeds from Share Warrant | | | |
| Net Cash used in Financing Activities | (C) 31.35 | 166.13 | 180.57 |
| Net Increase/(Decrease) in Cash and Cash equivalents | 4.56 | 8.33 | 9.99 |
| Cash and Cash equivalents - Opening Balance | 23.37 | 33.36 | 33.36 |
| Cash and Cash equivalents - Closing Balance | 18.82 | 41.69 | 23.37 |

As per our attached report of even date.
For & on behalf of the Board of Directors of
G G Engineering Limited

Vinod Beriwal

Vinod Beriwal
Managing Director
DIN No: 01817948
Mumbai
Date: 02/11/2021

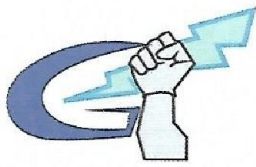


Works : 715/716, G.I.D.C. Palej, Dist. Bharuch, Gujarat - 392220, INDIA.

Telefax: +91 2642 277720 E-mail : info@ggengg.in Website : www.ggengg.in

Regd. Off.: Office No : 203, 2nd Floor, Shivam Chambers Co-op Soc, Near Sahara, S. V. Road, Goregaon (west), Mumbai - 400104.

CIN No. : L28900MH2006PLC159174

**PETWASTE**

(PRODUCT OF G G ENGINEERING LIMITED)

GG ENGINEERING LTD.

(An Authorized OEM for Tata Motors Limited)

An ISO 9001 : 2015 Certified Company

| Rs. in Lacs (Except Share Data) | | | | | | | |
|---|--|-----------------|-----------------|-----------------|-----------------|-----------------|-----------------|
| UNAUDITED CONSOLIDATED FINANCIAL RESULTS FOR THE QUARTER ENDED SEPTEMBER 30, 2021 | | | | | | | |
| Sr. No | Particulars | Quarter Ended | | Half Year Ended | | Year Ended | |
| | | Sept 30, 2021 | June 30, 2021 | Sept 30, 2020 | Sept 30, 2021 | Sept 30, 2020 | 31.03.2021 |
| | | Unaudited | Unaudited | Unaudited | Unaudited | Unaudited | Audited |
| | Revenue | | | | | | |
| | Genset/Electric Parts Manufacturing | 241.21 | 86.42 | 244.87 | 327.63 | 307.44 | 717.88 |
| | Iron and Steel Trading | 350.68 | 112.71 | 592.46 | 463.39 | 989.96 | 2,057.81 |
| | Manufacturing of Packaged Fruit Juice | 76.82 | 255.18 | 260.18 | 332.00 | 485.35 | 891.15 |
| | Sub Total | 668.71 | 454.31 | 1,097.51 | 1,123.02 | 1,782.75 | 3,666.84 |
| | Other operating revenue | | | | | | |
| | Genset/Electric Parts Manufacturing | 24.23 | 24.96 | - | 49.19 | - | - |
| | Iron and Steel Trading | 11.67 | - | - | 11.67 | - | - |
| | Manufacturing of Packaged Fruit Juice | - | - | - | - | - | 74.86 |
| | Sub Total | 35.90 | 24.96 | - | 60.86 | - | 74.86 |
| | Total Revenue | 704.61 | 479.27 | 1,097.51 | 1,183.88 | 1,782.75 | 3,741.70 |
| | Segment result - segments in profit | | | | | | |
| | Genset/Electric Parts Manufacturing | 3.19 | 3.44 | 17.43 | 6.63 | 20.74 | 13.04 |
| | Iron and Steel Trading | 11.56 | 2.87 | 17.70 | 8.69 | 28.02 | 33.87 |
| | Manufacturing of Packaged Fruit Juice | 60.33 | 29.11 | 20.62 | -89.44 | 31.88 | 99.92 |
| | Tax expense | - | - | - | - | - | 2.95 |
| | Profit after tax | -45.58 | -28.54 | 20.88 | -74.12 | -24.60 | -82.02 |
| | Other information | | | | | | |
| | Segment Assets | | | | | | |
| | Genset/Electric Parts Manufacturing | 34.14 | 1,685.81 | 924.40 | 1,719.95 | 924.40 | 1,527.19 |
| | Iron and Steel Trading | 499.37 | 1,121.30 | 1,541.15 | 621.93 | 1,541.15 | 1,171.81 |
| | Manufacturing of Packaged Fruit Juice | 737.08 | 1,118.75 | 1,213.51 | 1,855.83 | 1,213.51 | 1,316.13 |
| | Total Assets | 271.85 | 3,925.86 | 3,679.06 | 4,197.71 | 3,679.06 | 4,015.13 |
| | Segment liabilities | | | | | | |
| | Genset/Electric Parts Manufacturing | 1,056.48 | 892.21 | 1,063.43 | 1,948.69 | 1,063.43 | 1,000.95 |
| | Iron and Steel Trading | 575.64 | 37.60 | 154.29 | 613.24 | 154.29 | 172.02 |
| | Manufacturing of Packaged Fruit Juice | 1,238.87 | 706.40 | 780.15 | 1,945.27 | 780.15 | 871.93 |
| | Unallocated corporate liabilities | - | - | - | - | - | - |
| | Total liabilities | 2,870.99 | 1,636.21 | 1,997.88 | 4,507.20 | 1,997.88 | 2,044.91 |
| | Capital expenditure | | | | | | |
| | Genset/Electric Parts Manufacturing | - | - | 79.98 | - | 79.98 | 80.11 |
| | Iron and Steel Trading | - | - | - | - | - | - |
| | Manufacturing of Packaged Fruit Juice | - | - | - | - | 4.20 | 138.78 |
| | Depreciation and amortization included in segment expense | | | | | | |
| | Genset/Electric Parts Manufacturing | 7.10 | 7.10 | 6.93 | 14.20 | 12.27 | 28.93 |
| | Iron and Steel Trading | - | - | - | - | - | - |
| | Manufacturing of Packaged Fruit Juice | 22.28 | 22.29 | 17.59 | 44.57 | 33.69 | 90.75 |

Notes:

1. The financial results were reviewed by the audit committee and approved by the Board of directors at its meeting held on November 02, 2021.

2. There were no investor complaints received / pending as at September 30, 2021

For & on behalf of the Board of Directors of
G G Engineering Limited

Vinod Beriwal

Vinod Beriwal
Managing Director
DIN No: 01817948
Mumbai
Date: 02/11/2021



Works : 715/716, G.I.D.C. Palej, Dist. Bharuch, Gujarat - 392220, INDIA.

Telefax: +91 2642 277720 E-mail: info@ggengg.in Website : www.ggengg.in

Regd. Off.: Office No : 203, 2nd Floor, Shivam Chambers Co-op Soc, Near Sahara, S. V. Road, Goregaon (west), Mumbai - 400104.

CIN No : 1389904MH3006PLC150174