

November 10, 2022

To,
Corporate Relationship Department,
BSE Limited
Phiroze Jeejeebhoy Towers,
Dalal Street,
Mumbai – 400 001

To,
The Listing Department,
National Stock Exchange of India Ltd
Exchange Plaza, Plot No/C/1, G Block
Bandra Kurla Complex, Bandra (East),
Mumbai – 400 051

Dear Sir,

Sub: Outcome of 2022 – 23/5th Board Meeting dated November 10, 2022.

Ref: Regulation 30 & 33 of the Listing Regulations, BSE Scrip Code: 532801, NSE Code: CTE

We wish to inform you that the Board of Directors at its meeting held today i.e., November 10, 2022 has inter-alia, considered and approved:

1. Un-audited Financial Results (Standalone and Consolidated) of the Company for quarter and half-year ended September 30, 2022 along with Limited Review Report thereon.

The meeting of the Board of Directors of the Company commenced at 03.00 p.m. and concluded at 04.05 p.m.

Pursuant to Regulation 33 of the SEBI (Listing Obligations and Disclosure Requirements) Regulations, 2015, we enclose herewith the following:

- a) Copy of Un-audited Financial Results (Consolidated & Standalone) of the Company for the quarter and half-year ended September 30, 2022.
- b) Copy of Limited Review Report on Consolidated and Standalone Un-audited Financial Results of the Company quarter and half-year ended September 30, 2022 issued by M/s. B R A N D & Associates LLP., Chartered Accountants, Statutory Auditors of the Company.

Thanking you,

Yours faithfully,

For Cambridge Technology Enterprises Limited



Ashish Bhattad
Company Secretary & Compliance Officer
Membership No. A34781

Registered & Corporate Office:
Cambridge Technology Enterprises Limited
Cabin No. 1, 4 & 5, Level 1 (Ground Floor), Block
1, Cyber Pearl, Hitec City, Madhapur
Hyderabad - 500 081, Telangana, India.
Tel:+91-40-4023-4400
Fax:+91-40-4023-4600
Email id: investors@ctempl.com
CIN: L72200TG1999PLC030997

Bengaluru
91 Springboard Business Hub Pvt Ltd, 4th Floor,
#175 & #176, Dollars Colony, Phase 4, JP Nagar,
Bannerghatta Main Road, Bengaluru - 560 076,
Karnataka, India.
Tel: +91-80-4633-4400
Fax:+91-80-4299-5779

Mumbai
Level 4, A Wing, Dynasty Business Park
Andheri Kurla Road, Andheri (E)
Mumbai - 400 059, Maharashtra, India.
Tel:+91-22-6786-9410
Fax:+91-22-6786-9199

Chennai
AMARA SRI, situated at old No: 313,
New No: 455, Block No: 75, 7th floor,
Anna Salai Teynampet, Chennai
600018, Tamilnadu, India
Tel: 040-40234400

www.ctempl.com

**Independent Auditors Review Report on Consolidated unaudited financial results of the Company
pursuant to the Regulation 33 of the SEBI (Listing Obligations and Disclosure Requirements) Regulations
2015**

Review report to
The Board of Directors
Cambridge Technology Enterprises Limited

1. We have reviewed the accompanying statement of Consolidated unaudited financial results of Cambridge Technology Enterprises Limited (“the company”) and its subsidiaries (the company and its subsidiaries together referred to as “the Group”) for the quarter and half year ended 30th September 2022 (“the statement”) being submitted by the company pursuant to the requirement of Regulation 33 of the SEBI (Listing Obligations and Disclosures Requirements), Regulations, 2015 as amended.
2. This statement is the responsibility of the Parent’s Management and has been approved by the Company’s Board of Directors has been prepared in accordance with the recognition and measurement principles laid down in Indian Accounting standard 34 “Interim Financial Reporting” (Ind AS 34), prescribed under section 133 of the Companies Act, 2013 and other accounting principles generally accepted in India. Our responsibility is to issue a report on these financial statements based on our review.
3. We conducted our review of the Statement in accordance with the Standard on Review engagements (SRE) 2410 “Review of Interim Financial Information Performed by the Independent Auditor of the Entity”, issued by the Institute of Chartered Accountants of India. This standard requires that we plan and perform the review to obtain moderate assurance as to whether the financial statements are free of material misstatement. A review is limited primarily to inquiries of company personnel and analytical procedures applied to financial data and thus provides less assurance than an audit. We have not performed an audit and accordingly, we do not express an audit opinion.

We also performed procedures in accordance with the circular issued by SEBI under Regulation 33(8) of the SEBI (Listing Obligations and Disclosure Requirements) Regulations 2015, as amended to the extent applicable.

4. The Statement includes the results of following subsidiaries:
Cambridge Technology Inc., USA
Cambridge Innovation Capital LLC, USA
Cambridge Technology Investments Pte Ltd, Singapore
Cambridge BizServe Inc, Philippines
CT Asia SDN.BHD. (Formerly known as CT Software Solutions SDN BHD, Malaysia)
5. Based on our review conducted and procedures performed as stated in the paragraph 3 above, and based on the consideration of the financial results of the subsidiaries referred to in paragraph 6 below nothing has come to our attention that causes us to believe that the accompanying statement of unaudited financial results prepared in accordance with applicable accounting standards and other recognized accounting practices and policies has not disclosed the information required to be disclosed in terms of Regulation 33 of the SEBI (Listing Obligations and Disclosure Requirements)

Regulations, 2015 including the manner in which it is to be disclosed, or that it contains any material misstatement.

6. Emphasis of Matter


The Group has non-current investments which are valued at cost less impairment. The Group is of the opinion that these investments carry the value as stated in the consolidated financial results. (Refer Note 5 of the consolidated financial results). We have relied on the same and our opinion is not modified in the respect of this matter.

7. The consolidated unaudited financial results include the interim financial statements/ financial information/ financial results of the subsidiaries i.e. Cambridge Technology Inc., USA, Cambridge Innovation Capital LLC, USA, Cambridge Technology Investments Pte Ltd, Singapore, Cambridge BizServe Inc, Philippines, CT Asia SDN.BHD. (Formerly known as CT Software Solutions SDN BHD, Malaysia) which have not been reviewed/audited by their auditors, whose interim financial statements/ financial information/ financial results reflect total income of Rs.4455.48 lakhs, Net profit after tax Rs.245.14 lakhs and total comprehensive income of Rs.254.14 lakhs for the quarter ended 30th September 2022 and total income of Rs.7902.95 lakhs, net profit after tax 544.66lakhs, total comprehensive income of Rs.544.66lakhs for the half year ended 30th September 2022 as considered in unaudited financial results. However, the interim financial statements/ financial information/ financial results of these subsidiaries have been reviewed by us. Our conclusion on the Statement is not modified in respect of the above matter.

For B R A N D & Associates LLP

Chartered Accountants

Firm Reg No.0012344S/S200101

**A Kumaraswami Reddy**

Partner

M.No.220366

UDIN: 22220366BCSVIQ8418

Place: Hyderabad

Date: 10th November,2022

CAMBRIDGE TECHNOLOGY ENTERPRISES LIMITED

CIN : L72200TG1999PLC030997

Registered Office : Cabin No. 1, 4 & 5, Level 1 (Ground Floor), Block 1, Cyber Pearl, Hitech City, Madhapur, Hyderabad - 500081

E- mail : Investors@ctep.com Website: www.ctep.com Phone : +91 40 4023 4600

CONSOLIDATED UNAUDITED FINANCIAL RESULTS FOR THE QUARTER & HALF YEAR ENDED 30 SEPTEMBER 2022

(Rupees in lakhs)

	Particulars	Quarter Ended			Half year ended		Year ended
		30-Sep-22	30-Jun-22	30-Sep-21	30-Sep-22	30-Sep-21	31-Mar-22
		Unaudited	Unaudited	Unaudited	Unaudited	Unaudited	Audited
I	Revenue from operations	4,148.60	3,639.88	2,784.93	7,788.48	5,268.75	11,224.30
II	Other income	(20.97)	159.81	34.33	138.84	70.01	203.31
III	Total Income (I+II)	4,127.63	3,799.69	2,819.26	7,927.32	5,338.76	11,427.61
IV	Expenses						
	a. Purchase of software licenses	291.45	224.56	76.03	516.01	350.93	708.58
	b. Subcontracting expenses	881.42	612.45	563.73	1,493.87	820.52	2,030.05
	c. Employee benefits expense	2,221.39	1,824.77	1,454.18	4,046.17	2,872.32	6,018.78
	d. Finance costs	25.85	17.97	15.04	43.82	31.82	59.07
	e. Depreciation and amortisation expense	182.71	172.53	154.73	355.25	310.53	656.38
	f. Other expenses	321.30	218.94	209.01	540.24	358.85	779.16
	Total expenses	3,924.13	3,071.22	2,472.74	6,995.35	4,744.98	10,252.02
V	Profit/(Loss) before tax (III-IV)	203.50	728.47	346.52	931.97	593.78	1,175.59
VI	Tax expense						
	(1) Current tax	46.19	30.00	32.45	76.19	64.82	229.85
	(2) Earlier year tax	-	-	-	-	-	-
	(3) Deferred tax	6.18	(0.55)	(14.64)	5.63	(24.59)	(33.83)
VII	Profit/(Loss) after tax (V-VI)	151.13	699.02	328.71	850.16	553.55	979.57
VIII	Other comprehensive income						
	Items that will not be reclassified to profit or loss (net of tax)						
	Remeasurement of defined benefit plans	2.48	(39.94)	3.19	(37.47)	(2.26)	20.11
	Fair value changes in investments	-	-	-	-	-	-
	ii) Income tax relating to items that will not be reclassified to profit or loss	(0.69)	11.11	(0.89)	10.42	0.63	(5.59)
	B(i) Items that will be reclassified to profit or loss						
	Exchange difference in translating the financial statements of foreign operations	193.95	132.26	0.54	326.21	100.27	70.84
	(ii) Income tax relating to items that will be reclassified to profit or loss						
IX	Total comprehensive income for the period (IX+VIII)	346.87	802.46	331.56	1,149.33	652.19	1,064.93
	Net Profit for the year attributable to:						
	Owners of the parent	151.13	699.02	328.71	850.16	553.55	979.57
	Other Comprehensive Income attributable to:						
	Owners of the parent	195.74	103.43	2.84	299.17	98.64	85.35
	Non-Controlling Interests	-	-	-	-	-	-
	Total Comprehensive Income attributable to:						
	Owners of the parent	346.87	802.46	331.56	1,149.33	652.19	1,064.93
	Non-Controlling Interests	-	-	-	-	-	-
X	Paid up equity share capital (FV of Rs 10 each)	1,963.10	1,963.10	1,963.10	1,963.10	1,963.10	1,963.10
XI	Earnings per share (EPS) (Not annualised)						
	(a) Basic	0.77	3.56	1.67	4.33	2.82	4.99
	(b) Diluted	0.77	3.56	1.67	4.33	2.82	4.99

Notes:

- The above results for the quarter and half year ended 30 September 2022 were reviewed by the Audit Committee and approved by the Board of Directors of the Company at their meeting held on 10 November, 2022. The Statutory Auditors have carried out limited review and expressed an unmodified opinion.
- The financial results of the Company have been prepared in accordance with Ind AS prescribed under Section 133 of the Companies Act, 2013 ('the Act') read with the relevant rules thereunder and in terms of Regulation 33 of SEBI (Listing Obligations and Disclosure Requirements), Regulations, 2015.
- The above results include results of Cambridge Technology Inc., USA and Cambridge Technology Investments Pte Ltd, Singapore, Wholly Owned Subsidiaries and Cambridge Innovation Capital LLC, USA, Cambridge Biz Serve Inc., Philippines and CT Asia SDN. BHD., Malaysia, Step down subsidiaries.
- The financial results are also available for perusal at Company's website viz., www.ctep.com and websites of BSE (www.bseindia.com) and NSE (www.nseindia.com).

[Handwritten Signature]

[Circular Stamp: Cambridge Technology Enterprises Ltd. Hyderabad]

5. The Group has non-current investments which are valued at cost less impairment. The Group is of the opinion that these investments carry the value as stated in the consolidated financial results.

6. The Group has one reportable segment as per the requirements of Ind AS 108 "Operating Segments".

7. The Consolidated financial results are prepared based on Ind AS 110 "Consolidated Financial Statements".

8. During the quarter ended June 30, 2022, the company has received the disinvestment proceeds from Cambridge Technology Investments Pte. Ltd., Singapore, Wholly Owned Subsidiary of the Company for an amount of USD 1259980 and the entire process of partial disinvestment i.e., reduction of share capital of Cambridge Technology Investments Pte. Ltd up to 95% i.e., upto 19,83,700 ordinary shares has been completed as on the date of this report.


9. Comparative figures have been regrouped/reclassified to conform to the current period's/year's presentation.


10. "Other income" line includes foreign exchange fluctuations. In quarter ended June 30, 2022, the Company made a foreign exchange gain, while the half year ended September 30, 2022, the Company had an exchange loss. The other income figures, which are presented in quarter ended September 30, 2022 as negative are the balancing figures between half year ended September 30, 2022 and quarter ended June 30, 2022.

11. Additional information on standalone financial results as on September 30, 2022 is as follows:

Particulars	Quarter Ended			Half year ended		Year ended
	30-Sep-22	30-Jun-22	30-Sep-21	30-Sep-22	30-Sep-21	31-Mar-22
Income from operations	1,459.00	1,369.84	1,075.41	2,828.85	2,202.64	4,647.88
Profit/(loss) before tax	87.05	321.69	103.85	408.73	248.82	375.62
Profit/(loss) after tax	50.14	292.11	89.98	342.24	219.91	205.83
Total comprehensive income for the period	51.93	263.28	92.28	315.20	218.28	220.34

For Cambridge Technology Enterprises Limited


Dharani Baghurama Swaroop
Whole - Time Director
(DIN: 00453250)



Date: November 10, 2022
Place: Hyderabad

CAMBRIDGE TECHNOLOGY ENTERPRISES LIMITED
CONSOLIDATED STATEMENT OF ASSETS AND LIABILITIES

(Rupees in Lakhs)


Particulars	As at 30-09-2022	As at 31-03-2022
	Unaudited	Audited
I. ASSETS		
Non-current Assets		
(a) Property, plant and equipment, intangible assets	1,880.12	1,646.32
(b) Right-of-use assets	21.50	214.41
(c) Capital Work-in-progress	1,813.53	1,811.91
(d) Intangible Assets under development	-	341.15
(e) Financial assets		
(i) Investments	1,265.27	1,176.21
(ii) Other financial assets	143.03	243.93
(f) Other non-current assets	51.87	94.28
(g) Deferred tax assets (net)	228.15	225.55
(h) Amount recoverable from ESOP Trust	119.00	119.00
Current Assets		
(a) Financial assets		
(i) Trade receivables	3,485.99	2,829.76
(ii) Cash and cash equivalents	1,232.67	1,341.26
(iii) Bank balances other than (ii) above	3,977.54	2,253.79
(iv) Loans	28.00	16.30
(v) Other financial assets	441.72	303.96
(b) Other current assets	1,185.08	819.89
Total Assets	15,873.48	13,437.72
II. EQUITY & LIABILITIES		
Equity		
(a) Equity share capital	1,963.10	1,963.10
(b) Other equity	7,724.80	6,575.53
Liabilities		
Non-current Liabilities		
(a) Financial liabilities		
(i) Borrowings	2,722.60	1,516.20
(ii) Lease liabilities	-	113.17
(b) Provisions	429.28	379.42
Current Liabilities		
(a) Financial liabilities		
(i) Borrowings	1,622.00	1,798.05
(ii) Lease liabilities	21.36	140.39
(ii) Trade payables		
a) total outstanding dues of micro enterprises and small enterprises	21.02	7.03
b) total outstanding dues of creditors other than micro enterprises and small enterprises	392.85	189.18
(iii) Other financial liabilities	751.51	514.84
(b) Other current liabilities	106.37	88.44
(c) Provisions	64.87	61.28
(d) Current tax liabilities (net)	53.73	91.08
Total Equity and Liabilities	15,873.48	13,437.72

For Cambridge Technology Enterprises Limited

[Signature]

Dharani Raghurama Swaroop
Whole - Time Director
(DIN: 00453250)

Date: November 10, 2022
Place: Hyderabad



CAMBRIDGE TECHNOLOGY ENTERPRISES LIMITED
CONSOLIDATED STATEMENT OF CASH FLOW



(Rupees in lakhs)

PARTICULARS	As at 30-09-2022	As at 31-03-2022
	Unaudited	Audited
Cash flows from operating activities		
Profit before taxation	931.97	1,175.58
Adjustments for:		
Depreciation and amortisation expense	355.25	656.38
(Gain)/Loss on disposal of property, plant and equipment	6.31	2.75
Liabilities no longer required written back	(0.40)	(7.63)
Interest income on financial assets carried at amortized cost	(100.93)	(137.54)
Provision for doubtful debts	3.15	51.30
Bad Debts written off	-	2.33
Finance costs	37.84	26.63
Interest on Rent Deposit	(1.54)	(2.77)
Net exchange difference	317.13	(299.32)
Reversal of Interest on Termination of leases	(37.50)	-
Unwinding of interest costs	5.98	32.44
Operating cash flow before working capital changes	1,517.24	1,500.16
Changes in operating assets and liabilities		
(Increase) / Decrease in Trade receivables	(653.07)	352.44
(Increase) / Decrease in other financial assets other than trade receivables	(1,669.84)	(96.21)
(Increase) / Decrease in other assets	(322.78)	(100.30)
Increase / (Decrease) in Trade payables	217.65	(1,098.17)
Increase / (Decrease) in other financial liabilities	237.07	(22.00)
Increase / (Decrease) in provisions	53.45	74.58
Increase / (Decrease) in other liabilities	23.16	90.27
Cash generated from operations	(597.13)	700.76
Less: Income taxes paid, net	(15.00)	(60.00)
Net cash generated from operating activities	(612.13)	640.76
Cash flows from investing activities		
Purchase of property, plant and equipment (tangible and intangible assets), capital work-in-progress and capital advances	(452.72)	(2,578.53)
Proceeds from sale of property, plant and equipment	-	1.34
Proceeds from sale of investments	-	-
Net cash used in investing activities	(452.71)	(2,577.19)
Cash flows from financing activities		
Proceeds from non-current borrowings	1,206.40	1,406.92
Proceeds from current borrowings	(176.05)	625.62
Payment of lease liabilities	(36.26)	(162.27)
Finance costs paid	(37.84)	(26.63)
Net cash flow from/(used in) financing activities	956.25	1,843.63
Net Increase/(Decrease) in cash and cash equivalents	(108.59)	(92.79)
Cash and cash equivalents at the beginning of the year	1,341.26	1,434.06
Cash and cash equivalents at the end of the year	1,232.67	1,341.26

Cash flow statement has been prepared under the indirect method as set out in Ind AS - 7 specified under Section 133 of the Companies Act, 2013

Date: November 10, 2022
Place: Hyderabad

For Cambridge Technology Enterprises Limited



 Dharani Raghurama Swaroop
 Whole - Time Director
 (DIN: 00453250)

Independent Auditor's Review Report on Standalone Unaudited Financial Results of the Company Pursuant to the Regulation 33 of the SEBI (Listing Obligations and Disclosure Requirements) Regulations, 2015

**Review Report to
The Board of Directors
Cambridge Technology Enterprises Limited**

We have reviewed the accompanying statement of Standalone Unaudited Financial Results of Cambridge Technology Enterprises Limited (the Company) for the quarter and half year ended 30th September 2022 (the "Statement") attached herewith, being submitted by the Company pursuant to the requirement of Regulation 33 of the SEBI (Listing Obligations and Disclosure Requirements) Regulations, 2015, as amended (the "Listing Regulations").

This Statement, which is the responsibility of the Company's Management and approved by the Company's Board of Directors, has been prepared in accordance with the recognition and measurement principles laid down in Indian Accounting Standard 34 "Interim Financial Reporting" ("Ind AS 34"), prescribed under Section 133 of the Companies Act, 2013, and other accounting principles generally accepted in India. Our responsibility is to issue a report on the Statement based on our review.

We conducted our review of the Statement in accordance with the Standard on Review Engagements (SRE) 2410 "Review of Interim Financial Information performed by the Independent Auditor of the Entity" issued by the Institute of Chartered Accountants of India. This standard requires that we plan and perform the review to obtain moderate assurance as to whether the financial statements are free of material misstatement. A review is limited primarily to inquiries of Company personnel and analytical procedures applied to financial data and thus provide less assurance than an audit. We have not performed an audit and accordingly, we do not express an audit opinion.


We also performed procedures in accordance with the circular issued by SEBI under Regulation 33(8) of SEBI (Listing Obligations and Disclosure Requirements) Regulations, 2015, as amended, to the extent applicable.

Based on our review conducted as above, nothing has come to our attention that causes us to believe that the accompanying statement of unaudited financial results prepared in accordance with applicable accounting standards and other recognized accounting practices and policies has not disclosed the information required to be disclosed in terms of Regulation 33 of the SEBI (Listing Obligations and Disclosure Requirements) Regulations, 2015, including the manner in which it is to be disclosed, or that it contains any material misstatement.

Emphasis of Matter

The Management of the Company is of the opinion that the investments in subsidiaries have a realisable value not lesser than that is stated. Further, where applicable, the downstream investments of the respective subsidiaries are expected to carry valuations that will not lead to any diminution in value of the Company's investments. (Refer Note 5 of the standalone financial results). We have relied on the same and our opinion is not modified in respect of this matter.

For B R A N D & Associates LLP
Chartered Accountants
Firm Reg No.0012344S/S200101



A Kumaraswami Reddy
Partner
M.No.220366

Date: 10th November, 2022

Place: Hyderabad

UDIN: 22220366BCSUPP1642

STANDALONE UN-AUDITED FINANCIAL RESULTS FOR THE QUARTER & HALF YEAR ENDED 30 SEPTEMBER 2022

(Rupees in lakhs)

SL. NO	Particulars	Quarter Ended			Half Year ended		Year ended
		30-Sep-22 Unaudited	30-Jun-22 Unaudited	30-Sep-21 Unaudited	30-Sep-22 Unaudited	30-Sep-21 Unaudited	31-Mar-22 Audited
I	Revenue from operations	1,459.00	1,369.84	1,075.41	2,828.85	2,202.64	4,647.88
II	Other income	(23.64)	136.01	24.11	112.37	47.36	98.78
III	Total Income (I+II)	1,435.36	1,505.85	1,099.52	2,941.22	2,250.00	4,746.66
IV	Expenses						
	a. Purchase of software licenses	67.81	95.39	39.73	163.20	109.72	278.03
	b. Subcontracting expenses	97.38	32.37	27.42	129.75	42.76	119.69
	c. Employee benefits expense	1,008.13	925.26	810.20	1,933.39	1,603.99	3,377.39
	d. Finance costs	23.23	14.78	14.56	38.01	30.51	55.69
	e. Depreciation and amortisation expense	20.11	36.55	39.68	56.66	79.54	162.36
	f. Other expenses	131.65	79.83	64.08	211.48	134.67	377.88
	Total expenses	1,348.32	1,184.16	995.67	2,532.49	2,001.18	4,371.04
V	Profit/(Loss) before tax (III-IV)	87.05	321.69	103.85	408.73	248.82	375.62
VI	Tax expense						
	(1) Current tax	30.50	30.00	25.00	60.50	50.00	199.53
	(2) Deferred tax	6.41	(0.42)	(11.13)	5.99	(21.09)	(29.74)
VII	Profit/(Loss) after tax (V-VI)	50.14	292.11	89.98	342.24	219.91	205.83
VIII	Other comprehensive income						
	i) Items that will not be reclassified to profit or loss						
	Remeasurement of defined benefit plans	2.48	(39.94)	3.19	(37.47)	(2.26)	20.11
	Expiration of employee stock options	-	-	-	-	-	-
	ii) Income tax relating to items that will not be reclassified to profit or loss	(0.69)	11.11	(0.89)	10.42	0.63	(5.59)
IX	Total comprehensive income for the period (VII + VIII)	51.93	263.28	92.28	315.20	218.28	220.34
X	Paid up equity share capital (FV of Rs 10 each)	1,963.10	1,963.10	1,963.10	1,963.10	1,963.10	1,963.10
XI	Earnings per share (EPS) (Not annualised)						
	(a) Basic	0.26	1.49	0.46	1.74	1.12	1.05
	(b) Diluted	0.26	1.49	0.46	1.74	1.12	1.05


Notes:

- The above results for the quarter and half year ended September 30, 2022 were reviewed by the Audit Committee and approved by the Board of Directors of the Company at their meeting held on November 10, 2022. The Statutory Auditors have carried out limited review and expressed an unmodified opinion.
- The financial results of the Company have been prepared in accordance with Ind AS prescribed under Section 133 of the Companies Act, 2013 ('the Act') read with the relevant rules thereunder and in terms of Regulation 33 of SEBI (Listing Obligations and Disclosure Requirements), Regulations, 2015.
- The financial results are also available for perusal at Company's website viz., www.ctep.com and websites of BSE (www.bseindia.com) and NSE (www.nseindia.com).
- The Company is of the opinion that investments in subsidiaries have a realisable value not less than that is stated. Further, where applicable, the downstream investments of the respective subsidiaries are expected to carry valuations that will not lead to any diminution in value of the Company's investments
- During the quarter ended June 30, 2022, the company has received the disinvestment proceeds from Cambridge Technology Investments Pte. Ltd., Singapore, Wholly Owned Subsidiary of the Company for an amount of USD 1259980 and the entire process of partial disinvestment i.e., reduction of share capital of Cambridge Technology Investments Pte. Ltd up to 95% i.e., upto 19,83,700 ordinary shares has been completed as on the date of this report.
- The Company has one reportable segment as per the requirements of Ind AS 108 "Operating Segments".
- Comparative figures have been regrouped/reclassified to conform to the current period's/year's presentation.
- "Other income" line includes foreign exchange fluctuations. In quarter ended June 30, 2022, the Company made a foreign exchange gain, while the half year ended September 30, 2022, the Company had an exchange loss. The other income figures, which are presented in quarter ended September 30, 2022 as negative are the balancing figures between half year ended September 30, 2022 and quarter ended June 30, 2022.

Date : November 10, 2022
Place: Hyderabad

For Cambridge Technology Enterprises Limited


(Signature)
Dharani Raghurama Swaroop
Whole - Time Director
(DIN: 00453250)




CAMBRIDGE TECHNOLOGY ENTERPRISES LIMITED
STANDALONE STATEMENT OF ASSETS AND LIABILITIES

PARTICULARS	(Rupees in lakhs)	
	As at 30-09-2022	As at 31-03-2022
	Unaudited	Audited
I. ASSETS		
Non-current Assets		
(a) Property, plant and equipment and Intangible Assets	110.77	76.55
(b) Right-of-use-assets	18.00	204.67
(c) Capital Work-in-progress	1,813.53	1,811.91
(d) Financial assets		
(i) Investments	1,583.06	1,583.06
(ii) Other financial assets	137.87	238.87
(e) Other non-current assets	50.11	109.87
(f) Deferred tax assets (net)	177.23	172.86
(g) Amount recoverable from ESOP Trust	119.00	119.00
Current Assets		
(a) Financial assets		
(i) Trade receivables	260.34	173.79
(ii) Cash and cash equivalents	466.55	49.36
(iii) Bank balances other than (ii) above	3,977.54	2,253.79
(iv) Loans and Advances	15.83	11.41
(v) Other financial assets	152.55	1,014.03
(b) Other current assets	293.78	109.54
Total Assets	9,176.17	7,928.69
II. EQUITY & LIABILITIES		
Equity		
(a) Equity share capital	1,963.10	1,963.10
(b) Other equity	2,606.72	2,291.57
Liabilities		
Non-current Liabilities		
(a) Financial liabilities		
(i) Borrowings	1,091.60	-
(ii) Lease liabilities	5.34	113.17
(b) Provisions	429.28	379.42
Current Liabilities		
(a) Financial liabilities		
(i) Borrowings	1,622.00	1,419.00
(ii) Lease liabilities	12.22	130.05
(iii) Trade payables		
a) total outstanding dues of micro enterprises and small enterprises	21.02	7.03
b) total outstanding dues of creditors other than micro enterprises and small enterprises	132.77	153.77
(iii) Other financial liabilities	542.12	269.47
(b) Other current liabilities	655.86	1,080.32
(c) Provisions	64.87	61.28
(d) Current tax liabilities (net)	29.26	60.51
Total Equity and Liabilities	9,176.17	7,928.69

For Cambridge Technology Enterprises Limited


 Dharani Raghurama Swaroop
 Whole - Time Director
 (DIN: 00453250)



Date: November 10, 2022
Place: Hyderabad


CAMBRIDGE TECHNOLOGY ENTERPRISES LIMITED
STANDALONE STATEMENT OF CASH FLOW

PARTICULARS	(Rupees in lakhs)	
	As at 30-09-2022	As at 31-03-2022
	Unaudited	Audited
Cash flows from operating activities		
Profit before taxation	408.74	375.60
Adjustments for:		
Depreciation and amortisation expense	56.66	162.36
(Gain)/Loss on disposal of property, plant and equipment	6.31	2.75
Provision for doubtful debts	2.71	2.76
Liabilities no longer written back	(0.40)	(7.25)
Bad debts written off	-	2.18
Finance costs	32.42	24.99
Interest income on rent deposit	(1.54)	(2.77)
Unwinding of interest costs	5.59	30.70
Reversal of Interest on Termination of leases	(38)	0.00
Operating cash flow before working capital changes	472.97	591.33
(Increase) / Decrease in trade receivables	(86.55)	20.76
(Increase) / Decrease in other financial assets other than trade receivables	(767.32)	(1,256.50)
(Increase) / Decrease in other assets	(122.94)	18.92
Increase / (Decrease) in trade payables	(7.01)	65.89
Increase / (Decrease) in other financial liabilities	272.66	26.71
Increase / (Decrease) in provisions	53.45	74.58
Increase / (Decrease) in other liabilities	(547.45)	1,000.48
Cash generated from operations	(732.21)	542.16
Income taxes paid, net	(15.00)	(60.00)
Net cash generated from operating activities	(747.21)	482.16
Cash flows from investing activities		
Purchase of property, plant and equipment (tangible and intangible assets), capital work-in-progress and capital advances	(68.57)	(1,896.05)
Proceeds from sale of property, plant and equipment	-	1.34
Proceeds from investments	-	860.22
Net cash used in investing activities	(68.57)	(1,034.49)
Cash flows from financing activities		
Proceeds of non-current borrowings	1,091.60	-
Repayment of current borrowings	203.00	247.64
Payment of lease liabilities	(29.21)	(145.90)
Finance costs paid	(32.42)	(24.99)
Net cash flow from/(used in) financing activities	1,232.97	76.75
Net Increase/(Decrease) in cash and cash equivalents	417.19	(475.58)
Cash and cash equivalents at the beginning of the year	49.36	524.94
Cash and cash equivalents at the end of the year	466.55	49.36

Cash flow statement has been prepared under the indirect method as set out in Ind AS - 7 specified under Section 133 of the Companies Act, 2013

Date: November 10, 2022
Place: Hyderabad

For Cambridge Technology Enterprises Limited


Dharani Raghurama Swaroop
Whole - Time Director
(DIN: 00453250)

