

Listing Department
BSE Limited
Phiroze Jeejeebhoy Towers
Dalal Street
Mumbai- 400001
Scrip Code- 540530

Listing Department
National Stock Exchange of India Ltd.
Exchange Plaza, C-1, Block G,
Bandra Kurla Complex, Bandra (E)
Mumbai- 400051
NSE Symbol- HUDCO

Sub: Submission of Unaudited Financial Results (Standalone and Consolidated) of the Company for the quarter ending 31st December, 2023.

Dear Sir/ Ma'am

The Board of Directors in their meeting held on Friday, 9th February, 2024 at Mumbai, inter-alia considered and approved the Unaudited Financial Results (Standalone and Consolidated) for the quarter ending 31st December, 2023.

Pursuant to Regulation 33 and Regulation 52 of SEBI (Listing Obligations and Disclosure Requirements) Regulations, 2015, the Unaudited Financial Results (Standalone and Consolidated) for the quarter ending 31st December, 2023 along with Limited Review Report given by the Statutory Auditors are enclosed herewith.

Further, Board has also considered and approved the enhancement of existing borrowing plan/ programme of the Company from Rs. 18,000 Crore to Rs. 35,000 Crore, subject to the outstanding borrowings at any given point of time not exceeding the overall borrowing limit approved by the shareholders u/s 180(1)(c) of the Companies Act, 2013.

Presentation on the financial results is being made available on HUDCO website i.e., www.hudco.org.in (Home>>Investors>>Financial Results) and on the websites of BSE Limited and National Stock Exchange of India Limited.

The Board meeting commenced at 1 p.m. and concluded at 2:45 p.m.

धन्यवाद

भवदीय

फॉर हाउसिंग एंड अर्बन डेवलपमेंट कॉर्पोरेशन लिमिटेड



रतन प्रकाश

कंपनी सेक्रेटरी एंड कंप्लायंस ऑफिसर

Encl.:As above



Housing & Urban Development Corporation Ltd . (A Govt. Of India Enterprise)

Core 7 A, HUDCO Bhawan, India Habitat Centre, Lodhi Road, New Delhi - 110 003

हाउसिंग एंड अर्बन डेवलपमेंट कारपोरेशन लि.(भारत सरकार का उपक्रम)

कोर 7 ए हडको भवन, भारत पर्यावास केंद्र लोधी रोड, नई दिल्ली - 110003

दूरभाष / Tel : 011 24649610-21 वेबसाइट / Website : www.hudco.org



सी आई एन / CIN : **L74899DL1970GOI005276** जी एस टी / GST : **07AAACH0632A1ZF**

आई. एस. ओ. ISO 9001:2015 प्रमाणित कंपनी Certified Company



Profitability With Social Justice



Independent Auditor's Review Report on the unaudited standalone financial results for the quarter ended December 31, 2023 of the Company Pursuant to the Regulation 33 and 52 of the SEBI (Listing Obligations and Disclosure Requirements) Regulations, 2015, as amended

To,

The Board of Directors,

Housing and Urban Development Corporation Limited

1. We have reviewed the accompanying Statement of standalone unaudited financial results of Housing and Urban Development Corporation Limited (hereinafter referred to as "the Company") for the quarter ended 31st December, 2023 (hereinafter referred to as "Statement"), being submitted by the Company pursuant to the requirement of Regulation 33 and 52 of the SEBI (Listing Obligations and Disclosure Requirements) Regulations, 2015, as amended.

2. This Statement, which is the responsibility of the Company's Management and approved by the Company's Board of Directors in its meeting held on 9th February 2024, has been prepared in accordance with the recognition and measurement principles laid down in the Indian Accounting Standard 34 "Interim Financial Reporting" ("IND AS 34"), prescribed under Section 133 of the Companies Act, 2013, as amended, read with relevant rules issued there under and other accounting principles generally accepted in India. Our responsibility is to issue a report on the Statement based on our review.

3. We conducted our review in accordance with the Standard on Review Engagement (SRE) 2410, "Review of Interim Financial Information Performed by the Independent Auditor of the Entity", issued by the Institute of Chartered Accountants of India. This Standard requires that we plan and perform the review to obtain moderate assurance as to whether the Financial Statements are free of material misstatement. A review is limited primarily to inquiries of company personnel and analytical procedures applied to financial data and thus provide less assurance than an audit. We have not performed an audit and accordingly, we do not express an audit opinion.

Delhi Office : 379, Aggarwal Millenium Tower - II, Netaji Subhash Place, Pitam Pura, New Delhi-110034
Phone : 011 - 42263358, 47292280 - 81, Mob.: 9810380377
Gurgaon Off. : Plot No. 9, C - Block, Sushant Lok, Phase - I, Sector - 43, Gurugram - 122002 (Haryana)
Phone : 0124 - 4477824 - 25 Mobile : 9810103611, 9871001555
E-mail : atul.gupta@aprafirm.com, anmol.gupta@aprafirm.com, caarun@rediffmail.com
Website : www.servicetax.net, www.aprafirm.com, www.gstgst.in

● DELHI ● HARYANA ● HIMACHAL PRADESH



4. Based on our review conducted as above, nothing has come to our attention that causes us to believe that the accompanying statement of unaudited standalone financial results for the quarter ended 31stDecember 2023 read with notes therein, prepared in accordance with the applicable Indian Accounting Standards and other accounting practices and policies generally accepted in India has not disclosed the information required to be disclosed in terms of Regulation 33 and 52 of the SEBI (Listing Obligations and Disclosure Requirements) Regulations, 2015, as amended from time to time, including the manner in which it is to be disclosed, or that it contains any material misstatement.

5. Emphasis of Matter

- i. We draw your attention on Note 5 in the standalone financial results for the following matter:
- (a) The Company has recognized interest income on "No Lien AGP Account" amounting to Rs. 7.27 cores for the quarter ended 31st December 2023;
- (b) The balance outstanding as at 31st December 2023 is Rs. 584.70 Crores (debit) in "No Lien AGP Account". The Company is in discussion with MOHUA for recovery/reimbursement of outstanding amount (including interest) as well as booking of expenses.

Our opinion is not modified in this respect of this matter.

For A P R A & Associates LLP
Chartered Accountants
FRN-011078N/N500064



(Ashok Gupta)
Partner

M. No. 085683

UDIN No.

24085683BK FVIN 5767



Place: Mumbai

Date: 9th February 2024

STATEMENT OF STANDALONE UNAUDITED FINANCIAL RESULTS FOR THE QUARTER/NINE MONTHS ENDED 31st DECEMBER, 2023


S. No.	Particulars	Quarter Ended			Nine Months Ended			Year Ended 31/03/23 (Audited)
		31/12/23 (Unaudited)	30/09/23 (Unaudited)	31/12/22 (Unaudited)	31/12/23 (Unaudited)	31/12/22 (Unaudited)	31/03/23 (Audited)	
	Income							
I	Revenue from operations							
1	Interest Income	1,980.12	1,844.01	1,692.56	5,651.61	5,151.82	6,983.44	
2	Dividend Income	0.12	5.66	-	5.78	0.00	0.06	
3	Rental Income	14.65	14.43	13.84	43.21	40.01	54.18	
4	Fees and Commission Income	0.01	0.64	0.47	0.65	2.63	2.66	
5	Net Gain on Fair Value Changes	17.27	0.00	1.72	17.27	1.34	7.46	
6	Sale of Services	0.49	0.06	0.89	0.55	1.28	1.66	
	Total revenue from Operations	2,012.66	1,864.80	1,709.58	5,719.07	5,197.08	7,049.46	
II	Other Income	10.28	16.05	10.38	34.99	26.69	36.72	
III	Total Income (I + II)	2,022.94	1,880.85	1,719.96	5,754.06	5,223.77	7,086.18	
IV	Expenses							
1	Finance Costs	1,312.73	1,216.76	1,131.51	3,720.52	3,356.94	4,507.08	
2	Fees and Commission Expense	1.48	0.85	0.05	2.74	1.71	2.13	
3	Net Loss on Fair Value Changes	0.00	1.00	-	0.00	-	-	
4	Impairment on Financial instrument and written offs	(59.01)	(27.47)	178.58	(109.87)	202.69	(73.69)	
5	Employee Benefit Expenses	31.76	55.11	39.46	134.03	133.48	186.62	
6	Depreciation and Amortization	2.46	2.44	2.89	7.38	8.50	11.31	
7	Corporate Social Responsibilities (CSR)	11.39	11.39	11.25	34.18	33.74	44.98	
8	Other Expenses	26.04	14.35	15.90	64.76	61.61	118.34	
	Total expenses	1,326.85	1,274.43	1,379.64	3,853.74	3,798.67	4,796.77	
V	Profit/(loss) before Tax (III-IV)	696.09	606.42	340.32	1,900.32	1,425.10	2,289.41	
VI	Tax Expense							
1	Current Tax Expense including adjustment of tax of earlier years (Net)	123.76	113.68	100.84	350.80	321.00	435.00	
2	Deferred Tax Expense/ (Credit)	53.14	41.05	(14.84)	132.94	41.67	152.79	
	Total Tax Expense	176.90	154.73	86.00	483.74	362.67	587.79	
VII	Profit / (loss) for the Period / Year (V-VI)	519.19	451.69	254.32	1,416.58	1,062.43	1,701.62	
	Other Comprehensive Income							
	Items that will not be reclassified to profit or loss							
1	Re-measurement gains/losses on defined benefit plans	5.29	(6.23)	(3.13)	8.43	7.66	33.06	
2	Income tax relating to items that will not be reclassified to profit or loss	(1.33)	1.57	0.79	(2.12)	(1.93)	(8.32)	
	Other Comprehensive Income	3.96	(4.66)	(2.34)	6.31	5.73	24.74	
VIII	Total Comprehensive Income for the Period (VII+VIII)	523.15	447.03	251.98	1,422.89	1,068.16	1,726.36	
IX	Paid-up Equity Share Capital (Face Value of ₹ 10 each)	2,001.90	2,001.90	2,001.90	2,001.90	2,001.90	2,001.90	
X	Other Equity (Reserves excluding revaluation reserve) (As per audited financial accounts as at 31st March)	N.A.	N.A.	N.A.	N.A.	N.A.	13,443.35	
XI	Net worth	N.A.	N.A.	N.A.	N.A.	N.A.	15,445.25	
XII	Earnings Per Share (Face Value of ₹10 each)/(Not annualised)							
	Basic (₹)	2.59	2.26	1.27	7.08	5.31	8.50	
	Diluted (₹)	2.59	2.26	1.27	7.08	5.31	8.50	



Notes to the Financial Results:

1	<p>The above Standalone unaudited financial results for the quarter/nine month ended 31st December, 2023 have been reviewed by the Audit Committee and subsequently approved by the Board of Directors in their meeting held on 9th February, 2024. These financial results for the quarter/nine month ended 31st December, 2023 have also been reviewed by the Statutory Auditors of the Company in compliance with the requirements of the Securities and Exchange Board of India (Listing Obligations and Disclosure Requirements) Regulations, 2015, as amended.</p>
2	<p>The company does not have separate reportable segments in terms of Indian Accounting Standard (Ind AS-108) on "Operating Segments".</p>
3	<p>The company has made provision on loans (impairment) as per Expected credit Loss (ECL) method amounting to ₹ 2321.19 crore as on 31st December, 2023 (₹ 2707.62 crore as on 31st December, 2022) as per Ind-AS requirement.</p>
4	<p>During the quarter ended 31st December 2023, no Fresh NPA in Project Loan has been added. Besides, 1 NPA in Project Loan has been resolved having an outstanding loan amount of ₹ 82.70 Crore with reversal of ECL provision of ₹ 66.16 Crore.</p>
5	<p>In respect of Andrews Ganj Project (AGP), being executed by HUDCO as an agent on behalf of MoUD (now MoHUA), HUDCO does not have any right or interest in the property leased to it. Expenditure and liability, if any, on account of this project is paid out of No Lien AGP Account maintained with HUDCO. The company continues to book the interest income & expenditure incurred as per past practice. Interest income of ₹ 7.27 crore on the amount of deficit (recoverable) from MoHUA has been booked for the quarter ended 31st December, 2023. As on 31st December, 2023, No Lien AGP account is in deficit (recoverable) to the extent of ₹ 584.70 crore, which includes amounts paid by HUDCO on behalf of MoHUA and interest as on date.</p>
6	<p>During the quarter ended 31st December, 2023, there were no transactions in the nature of exceptional or extraordinary items.</p>
7	<p>The additional information as required under Regulation 52(4) of SEBI (Listing Obligations and Disclosure Requirements) Regulations, 2015 is attached as Annexure A.</p>
8	<p>The company has maintained 100% security cover by way of charge on the receivables of the company for all the secured bonds/ debentures issued by the company and outstanding as on December 31, 2023. In compliance to clause 54(3) of SEBI (Listing Obligations and Disclosure Requirements Regulations), 2015, as amended, a 'Statement of Security Coverage Ratio', in respect of listed non-convertible debt securities, in the format as specified in SEBI circular no. SEBI/HO/MIRSD/MIRSD_CRAD7/CIR/P/2022/67 dated May 19, 2022, is attached as Annexure-B</p>
9	<p>During the quarter ending December 31, 2023, the Company has not raised any funds through issue of listed non-convertible debt securities on private placement basis. The amounts raised till December 31, 2023 have been utilized for the purpose stated in the Offer document(s)/ Information Memorandum and there has been no deviation/ variation in the use of proceeds of non-convertible debt securities from the objects stated in the offer document(s)/ Information memorandum. Accordingly, in compliance to the regulation 52(7) & (7A) of the Securities and Exchange Board of India (Listing Obligations and Disclosure Requirements) Regulations, 2015 ("Listing Regulations") read with SEBI Operational circular No. SEBI/HO/DDHS/DDHS_Div1/P/CIR/2022/0000000103 dated July 29, 2022, a copy of statement filed with Stock Exchange(s) is attached as Annexure-C.</p>
10	<p>The Company has sufficient liquidity as well as adequate undrawn lines of credits from various banks to take care of its operational requirements. Considering high credit worthiness and well-established relationship of the Company with lenders, it can continue to mobilise sufficient funds from domestic & international markets to meet contingencies, if any. Further, there has been no default in repayment of debt securities, borrowings and other liabilities and the Company has met all its debt servicing obligations, both towards principal and interest, during the period in a timely manner."</p>
11	<p>There was no investor complaint pending with HUDCO as on 31st December, 2023</p>
12	<p>In line with the requirements of Regulation 33 and 52(4) read with regulation 63(3) of SEBI (Listing Obligations and Disclosure Requirements) Regulations, 2015, the results for the quarter/nine months ended 31st December, 2023 are available on the website of BSE Limited (URL: www.bseindia.com/corporates), National Stock Exchange of India Limited (URL: www.nseindia.com/corporates) and on company's website (URL: www.hudco.org.in)</p>
13	<p>Figures of corresponding period have been regrouped, wherever necessary. The figures for the quarters ended 31st December, 2023 are the balancing figures between the reviewed figures for the nine months ended 31st December, 2023 and reviewed year to date figures upto 30th September, 2023 being the end of the half year of the financial year.</p>

Place: Mumbai

Date: 9th February, 2024

For and on behalf of the Board of Directors

Sanjay Kulkarni
Chairman and Managing Director




Independent Auditor's Review Report on unaudited consolidated financial results for the quarter ended December 31, 2023 of the Company Pursuant to the Regulation 33 and 52 of the SEBI (Listing Obligations and Disclosure Requirements) Regulations, 2015, as amended

To,
The Board of Directors,
Housing and Urban Development Corporation Limited

1. We have reviewed the accompanying statement of unaudited consolidated financial results of Housing and Urban Development Corporation Limited (hereinafter referred to as "the Parent") for the quarter ending December 31, 2023 (hereinafter referred to as "the Statement"), being submitted by the Parent pursuant to the requirement of Regulation 33 and 52 of the SEBI (Listing Obligations and Disclosure Requirements) Regulations, 2015, as amended.
2. This Statement, which is the responsibility of the Parent's Management and approved by the Company's Board of Directors in its meeting held on 9th February, 2024, has been prepared in accordance with the recognition and measurement principles laid down in Indian Accounting Standard 34 "Interim Financial Reporting" ("Ind AS 34"), prescribed under Section 133 of the Companies Act, 2013, read with relevant rules issued there under and other accounting principles generally accepted in India. Our responsibility is to express a conclusion on the Statement based on our review.
3. We conducted our review of the Statement in accordance with the Standard on Review Engagements (SRE) 2410 "Review of Interim Financial Information Performed by the Independent Auditor of the Entity", issued by the Institute of Chartered Accountants of India. This standard requires that we plan and perform the review to obtain moderate assurance as to whether the Financial Statements are free of material misstatement. A review is limited primarily to inquiries of company personnel and analytical procedures applied to financial data and thus provide less assurance than an audit. We have not performed an audit and accordingly, we do not express an audit opinion.

Delhi Office : 379, Aggarwal Millenium Tower - II, Netaji Subhash Place, Pitam Pura, New Delhi-110034
Phone : 011 - 42263358, 47292280 - 81, Mob.: 9810380377
Gurgaon Off. : Plot No. 9, C - Block, Sushant Lok, Phase - I, Sector - 43, Gurugram - 122002 (Haryana)
Phone : 0124 - 4477824 - 25 Mobile : 9810103611, 9871001555
E-mail : atul.gupta@aprafirm.com, anmol.gupta@aprafirm.com, caarun@rediffmail.com
Website : www.servicetax.net, www.aprafirm.com, www.gstgst.in

● DELHI ● HARYANA ● HIMACHAL PRADESH



We also performed procedures in accordance with the circular issued by the SEBI under Regulation 33 (8) of the SEBI (Listing Obligations and Disclosure Requirements) Regulations, 2015, as amended from time to time, to the extent applicable.

4. The Statement includes the result of the following associate:

Shristi Urban infrastructure Development Limited

5. Based on our review conducted and procedures performed as stated in paragraph 3 above and based on the consideration of the review report of the other auditor referred to in paragraph 7 (a) below, nothing has come to our attention that causes us to believe that the accompanying Statement, prepared in accordance with the recognition and measurement principles laid down in the aforesaid Indian Accounting Standard and other accounting principles generally accepted in India, has not disclosed the information required to be disclosed in terms of Regulation 33 and 52 of the SEBI (Listing Obligations and Disclosure Requirements) Regulations, 2015, as amended, including the manner in which it is to be disclosed, or that it contains any material misstatement.

6. Emphasis of Matter:

- i. We draw your attention on Note 6 in the consolidated financial results for the following matter:
- (a) The Company has recognized interest income on "No Lien AGP Account amounting to Rs. 7.27 cores for the quarter ended 31st December 2023;
- (b) The balance outstanding as at 31st December 2023 is Rs. 584.70 crores (debit) in "No Lien AGP Account". The Company is in discussion with MOHUA for recovery/reimbursement of outstanding amount (including interest) as well as booking of expenses.

Our opinion is not modified in this respect of this matter.



7. Other Matters

We did not review the interim financial results of associate included in the unaudited consolidated financial results, whose interim financial results reflect total net profit after tax of Rs. 0.04 crore (HUDCO's share) and the total comprehensive Profit of Rs. 0.04 crore (HUDCO's share) for the quarter ended 31st December 2023, as considered in the unaudited consolidated financial results. This quarterly financial result has been furnished to us by the Management and our conclusion on the Statement, in so far as it relates to the amounts and disclosures included in respect of the associate is based solely on the report of the management and the procedures performed by us as stated in paragraph 3 above. According to the information and explanation given to us by the management, this financial information is not material to the group.

Our conclusion on the Statement is not modified in respect of the above matters.

For A P R A & Associates LLP
Chartered Accountants
FRN-011078N/N500064



(Ashok Gupta)
Partner

M. No. 085683

UDIN No.

24085683BK FVIO 5209



Place: Mumbai

Date: 9TH February 2024



HOUSING AND URBAN DEVELOPMENT CORPORATION LTD.(HUDCO)

(A GOVT. OF INDIA UNDERTAKING) CIN: L74899DL1970G01005276 GSTIN: 07AAACH0632A1ZF website: www.hudco.org.in
Registered Office: CORE 7A, HUDCO BHAWAN, INDIA HABITAT CENTRE, LODHI ROAD, NEW DELHI-110003



(₹ in crore)

STATEMENT OF CONSOLIDATED UNAUDITED FINANCIAL RESULTS FOR THE QUARTER/NINE MONTHS ENDED 31st DECEMBER, 2023

S. No.	Particulars	Quarter Ended			Nine Months Ended			Year Ended	
		31/12/23 (Unaudited)	30/09/23 (Unaudited)	31/12/22 (Unaudited)	31/12/23 (Unaudited)	31/12/22 (Unaudited)	31/03/23 (Audited)	31/03/23 (Audited)	
	Income								
I	Revenue from operations								
1	Interest Income	1,980.12	1,844.01	1,692.66	5,651.61	5,151.82	6,983.44		
2	Dividend Income	0.12	5.66	0.00	5.78	0.00	0.06		
3	Rental Income	14.65	14.43	13.84	43.21	40.01	54.18		
4	Fees and Commission Income	0.01	0.64	0.47	0.65	2.63	2.66		
5	Net gain on Fair value changes	17.27	0.00	1.72	17.27	1.34	7.46		
6	Sale of services	0.49	0.06	0.89	0.55	1.28	1.66		
	Total revenue from Operations	2,012.66	1,864.80	1,709.58	5,719.07	5,197.08	7,049.46		
II	Other Income	10.28	16.05	10.38	34.99	26.69	36.72		
III	Total Income (I + II)	2,022.94	1,880.85	1,719.96	5,754.06	5,223.77	7,086.18		
IV	Expenses								
1	Finance costs	1,312.73	1,216.76	1,131.51	3,720.52	3,356.94	4,507.08		
2	Fees and Commission expense	1.48	0.85	0.05	2.74	1.71	2.13		
3	Net Loss on Fair Value Changes	0.00	1.00	0.00	0.00	0.00	0.00		
4	Impairment on financial instrument and written offs	(59.01)	(27.47)	178.58	(109.87)	202.69	(73.69)		
5	Employee Benefit Expenses	31.76	55.11	39.46	134.03	133.48	186.62		
6	Depreciation and Amortization	2.46	2.44	2.89	7.38	8.50	11.31		
7	Corporate Social Responsibilities (CSR)	11.39	11.39	11.25	34.18	33.74	44.98		
8	Other expenses	26.04	14.35	15.90	64.76	61.61	118.34		
	Total expenses	1,326.85	1,274.43	1,379.64	3,853.74	3,798.67	4,796.77		
V	Profit/(loss) before Tax and before share of associate	696.09	606.42	340.32	1,900.32	1,425.10	2,289.41		
	Share in profit/(Loss) of Associate	0.04	(0.04)	(0.05)	(0.05)	(0.14)	(0.19)		
	Profit/(loss) before Tax	696.13	606.38	340.27	1,900.27	1,424.96	2,289.22		
VI	Tax Expense								
1	Current Tax Expense including adjustment of tax of earlier years (Net)	123.76	113.68	100.84	350.80	321.00	435.00		
2	Deferred Tax Expense/ (credit)	53.14	41.05	(14.84)	132.94	41.67	152.79		
	Total Tax Expense	176.90	154.73	86.00	483.74	362.67	587.79		
VII	Profit / (loss) for the Period / Year (V-VI)	519.23	451.65	254.27	1,416.53	1,062.29	1,701.43		
	Other Comprehensive Income								
	Items that will not be reclassified to profit or loss								
1	Re-measurement gains/losses on defined benefit plans	5.29	(6.23)	(3.13)	8.43	7.66	33.06		
2	Income tax relating to items that will not be reclassified to profit or loss	(1.33)	1.57	0.79	(2.12)	(1.93)	(8.32)		
	Other Comprehensive Income	3.96	(4.66)	(2.34)	6.31	5.73	24.74		
VIII	Total Comprehensive Income for the Period (VII+VIII)	523.19	446.99	251.93	1,422.84	1,068.02	1,726.17		
IX	Paid-up Equity Share Capital (Face Value of ₹10 each)	2,001.90	2,001.90	2,001.90	2,001.90	2,001.90	2,001.90		
X	Other Equity (Reserves excluding revaluation reserve) (As per audited financial accounts as at 31st March)	N.A.	N.A.	N.A.	N.A.	N.A.	13441.66		
XI	Net worth	N.A.	N.A.	N.A.	N.A.	N.A.	15443.56		
XII	Earnings Per Share (Face Value of ₹10 each) (Not annualised)								
	Basic (₹)	2.59	2.26	1.27	7.08	5.31	8.50		
	Diluted (₹)	2.59	2.26	1.27	7.08	5.31	8.50		



Notes to the Financial Results:

1	<p>The above Consolidated unaudited financial results for the quarter/nine months ended 31st December, 2023 have been reviewed by the Audit Committee and subsequently approved by the Board of Directors in their meeting held on 9th February, 2024. These consolidated financial results for the quarter/nine months ended 31st December, 2023, have also been reviewed by the Statutory Auditors of the Company in compliance with the requirements of the Securities and Exchange Board of India (Listing Obligations and Disclosure Requirements) Regulations, 2015.</p> <p>The Consolidated Financial Results comprises of the financial results of the company and an associate company M/s Shristi Urban Infrastructure Development Ltd. (SUJDL). Investments in associate company is accounted as per Ind AS-28 under equity method. The accounts of the associate are unaudited.</p> <p>The company does not have separate reportable segments in terms of Indian Accounting Standard (Ind AS-108) on "Operating Segments".</p> <p>The company has made provision on loans (impairment) as per Expected credit Loss (ECL) method amounting to ₹ 2321.19 crore as on 31st December, 2023 (₹ 2707.62 crore as on 31st December, 2022) as per Ind-AS requirement.</p> <p>During the quarter ended 31st December 2023, no Fresh NPA in Project Loan has been added. Besides, 1 NPA in Project Loan has been resolved having an outstanding loan amount of ₹ 82.70 Crore with reversal of ECL provision of ₹ 66.16 Crore.</p> <p>In respect of Andrews Ganj Project (AGP), being executed by HUDCO as an agent on behalf of MoUD (now MoHUA), HUDCO does not have any right or interest in the property leased to it. Expenditure and liability, if any, on account of this project is paid out of No Lien AGP Account maintained with HUDCO. The company continues to book the interest income & expenditure incurred as per past practice. Interest income of ₹ 7.27 crore on the amount of deficit (recoverable) from MoHUA has been booked for the quarter ended 31st December, 2023. As on 31st December, 2023, No Lien AGP account is in deficit (recoverable) to the extent of ₹ 584.70 crore, which includes amounts paid by HUDCO on behalf of MoHUA and interest as on date.</p> <p>During the quarter ended 31st December, 2023 there were no transactions in the nature of exceptional or extraordinary items.</p> <p>The additional information as required under Regulation 52(4) of SEBI (Listing Obligations and Disclosure Requirements) Regulations, 2015 is attached as Annexure A.</p> <p>The company has maintained 100% security cover by way of charge on the receivables of the company for all the secured bonds/ debentures issued by the company and outstanding as on December 31, 2023. In compliance to clause 54(3) of SEBI (Listing Obligations and Disclosure Requirements) Regulations, 2015, as amended, a 'Statement of Security Coverage Ratio', in respect of listed non-convertible debt securities, in the format as specified in SEBI circular no. SEBI/HO/MIRSD/MIRSD_CRADT/CIR/P/2022/67 dated May 19, 2022, is attached as Annexure-B</p> <p>During the quarter ending December 31, 2023, the Company has not raised any funds through issue of listed non-convertible debt securities on private placement basis. The amounts raised till December 31, 2023 have been utilized for the purpose stated in the Offer document(s)/ Information Memorandum and there has been no deviation/ variation in the use of proceeds of non-convertible debt securities from the objects stated in the offer document(s)/ Information memorandum. Accordingly, in compliance to the regulation 52(7) & (7A) of the Securities and Exchange Board of India (Listing Obligations and Disclosure Requirements) Regulations, 2015 ("Listing Regulations") read with SEBI Operational circular No. SEBI/HO/DDHS/DDHS_Div1/P/CIR/2022/0000000103 dated July 29, 2022, a copy of statement filed with Stock Exchange(s) is attached as Annexure-C.</p> <p>The Company has sufficient liquidity as well as adequate undrawn lines of credits from various banks to take care of its operational requirements. Considering high credit worthiness and well-established relationship of the Company with lenders, it can continue to mobilise sufficient funds from domestic & international markets to meet contingencies, if any. Further, there has been no default in repayment of debt securities, borrowings and other liabilities and the Company has met all its debt servicing obligations, both towards principal and interest, during the period in a timely manner."</p> <p>There was no investor complaint pending with HUDCO as on 31st December, 2023</p> <p>In line with the requirements of Regulation 33 and 52(4) read with regulation 63(3) of SEBI (Listing Obligations and Disclosure Requirements) Regulations, 2015, the results for the quarter/nine months ended 31st December, 2023 are available on the website of BSE Limited (URL: www.bseindia.com/corporates), National Stock Exchange of India Limited (URL: www.nseindia.com/corporates) and on company's website (URL: www.hudco.org.in)</p> <p>Figures of corresponding period have been regrouped, wherever necessary. The figures for the quarters ended 31st December, 2023 are the balancing figures between the reviewed figures for the nine months ended 31st December, 2023 and reviewed year to date figures upto 30th September, 2023 being the end of the half year of the financial year.</p>
---	---



For and on behalf of the Board of Directors


Sanjay Kufreshtra
Chairman and Managing Director

Place: Mumbai
Date: 9th February, 2024


Annexure A

Disclosure in compliance with Regulations 52(4) of Securities and Exchange Board of India (SEBI) (Listing Obligations and Disclosure Requirements) Regulations, 2015 for the Quarter/ Nine Months ended 31st December, 2023 on standalone basis

S.No.	Particulars	Unit	As at/ For the Period ended 31st December, 2023
1	Debt Equity Ratio ¹	times	3.87
2	Debt service coverage ratio ⁴	times	Not Applicable
3	Interest service coverage ratio ⁴	times	Not Applicable
4	Outstanding Redeemable preference shares	INR in Crore	Nil
5	Debenture Redemption Reserve (as on 31 st March, 2023)	INR in Crore	2896.95
6	Net Worth ²	INR in Crore	16247.54
7	Profit After Tax	INR in Crore	1416.58
8	Earnings Per Share ³ (Face Value of ₹10 each)		
	a) Basic(₹)	INR	7.08
	b) Diluted(₹)	INR	7.08
9	Current Ratio ⁴	times	Not Applicable
10	Long term debt to working capital ⁴	times	Not Applicable
11	Bad debts to accounts receivable ratio ⁴	times	Not Applicable
12	Current liability ratio ⁴	times	Not Applicable
13	Total debts to total assets ⁵	times	0.77
14	Debtors turnover ⁴	times	Not Applicable
15	Inventory turnover ⁴	times	Not Applicable
16	Operating Margin ⁶	%	33.23
17	Net profit Margin ⁷	%	24.62
18	Sector specific equivalent ratios		
	(a) CRAR ⁸ (Audited) as at 30/09/2023	%	72.49
	(b) Provision Coverage Ratio ⁹	%	86.26
	(c) Gross Credit Impaired Assets Ratio ¹⁰	%	3.14
	(d) Net Credit Impaired Assets Ratio ¹¹	%	0.44

Notes:

- 1 Debt/Equity Ratio = Total Debt/Net Worth
- 2 Net Worth is calculated as defined in section 2(57) of Companies Act, 2013
- 3 Earning per share is calculated as Profit after tax by number of shares.
- 4 The Company is registered as Housing Finance Company, hence these ratios are generally not applicable
- 5 Total debts to total assets = Total Debts/Total Assets
- 6 Operating Margin = Net Operating Profit Before Tax/ Total Revenue from Operation
- 7 Net Profit Margin = Net Profit After Tax/ Total Income
- 8 CRAR = Adjusted Net Worth/ Risk Weighted Assets, calculated as per applicable RBI guidelines
- 9 Provision Coverage Ratio = Impairment Loss allowance on Stage 3 Loans/ Loan outstanding of Stage 3 Loans
- 10 Gross Credit Impaired Asset Ratio = Gross Credit Impaired Assets/ Gross Loan Assets
- 11 Net Credit Impaired Asset Ratio = Net Credit Impaired Assets/ Gross Loan Assets






Certificate for Security Cover
in respect of listed debt securities of the listed entity

Based on our examination of books of Accounts and other relevant records/ documents, we certify as under:

- (a) The listed entity has vide its Resolution(s) and information memorandum(s)/ offer document(s) and under various Debenture Trust Deeds, has issued/ allotted the following listed debt securities as on 31st December, 2023:

Sr. No.	Name of Bond Series	ISIN	Private Placement/ Public Issue	Secured/ Unsecured	Sanctioned Amount (Rs. in crore)
A.	Secured Listed Debt Securities:				
1	7.75% Tax free 2011 Series A	INE031A09FB7	Private Placement	Secured	10.81
2	7.83% Tax free 2011 Series B	INE031A09FD3	Private Placement	Secured	66.51
3	8.16% Tax free 2011 Series C	INE031A09FG6	Private Placement	Secured	47.67
4	8.20% Tax free 2011 Tranche I*	INE031A07840	Public Issue	Secured	2,518.30
5	7.51% Tax free 2012 Tranche I**	INE031A07865	Public Issue	Secured	1,274.24
6	7.19% Tax free 2012 Tranche II**	INE031A07881	Public Issue	Secured	109.40
7	8.56% Tax free 2013 Series A	INE031A07899	Private Placement	Secured	190.80
8	8.51% Tax free 2013 Tranche I	INE031A07915	Public Issue	Secured	799.27
9	8.49% Tax free 2013 Tranche I	INE031A07923	Public Issue	Secured	35.51
10	8.76% Tax free 2013 Tranche I	INE031A07949	Public Issue	Secured	815.00
11	8.74% Tax free 2013 Tranche I	INE031A07956	Public Issue	Secured	88.85
12	8.51% Tax free 2013 Tranche II	INE031A07964	Public Issue	Secured	504.93
13	8.58% Tax free 2013 Tranche II	INE031A07972	Public Issue	Secured	127.38
14	8.76% Tax free 2013 Tranche II	INE031A07980	Public Issue	Secured	286.54
15	8.76% Tax free 2013 Tranche II	INE031A07998	Public Issue	Secured	439.63
16	8.83% Tax free 2013 Tranche II	INE031A07AA4	Public Issue	Secured	123.75
17	9.01% Tax free 2013 Tranche II	INE031A07AB2	Public Issue	Secured	671.16
18	8.29% Tax free 2013 Tranche III	INE031A07AC0	Public Issue	Secured	18.37
19	8.73% Tax free 2013 Tranche III	INE031A07AD8	Public Issue	Secured	28.47
20	8.71% Tax free 2013 Tranche III	INE031A07AE6	Public Issue	Secured	8.76
21	8.54% Tax free 2013 Tranche III	INE031A07AF3	Public Issue	Secured	47.36
22	8.98% Tax free 2013 Tranche III	INE031A07AG1	Public Issue	Secured	128.42
23	8.96% Tax free 2013 Tranche III	INE031A07AH9	Public Issue	Secured	41.54
24	7.19% Tax Free 2015 Series A	INE031A07A17	Private Placement	Secured	151.00
25	7.07% Tax Free 2015 Series B	INE031A07A15	Private Placement	Secured	1,029.00
26	7.00% Tax Free 2015 Series C	INE031A07AK3	Private Placement	Secured	108.50
27	7.02% Tax free 2015 Tranche I	INE031A07AL1	Public Issue	Secured	117.21
28	7.39% Tax free 2015 Tranche I	INE031A07AM9	Public Issue	Secured	909.69
29	7.27% Tax free 2015 Tranche I	INE031A07AN7	Public Issue	Secured	128.45
30	7.64% Tax free 2015 Tranche I	INE031A07AO5	Public Issue	Secured	556.15
31	7.39% Tax Free 2015 Series D	INE031A07AP2	Private Placement	Secured	211.50
32	7.04% Tax free 2015 Tranche II	INE031A07AQ0	Public Issue	Secured	48.16
33	7.39% Tax free 2015 Tranche II	INE031A07AR8	Public Issue	Secured	1,024.94



Delhi Office : 379, Aggarwal Millenium Tower - II, Netaji Subhash Place, Pitam Pura, New Delhi-110034
Phone : 011 - 42263358, 47292280 - 81, Mob.: 9810380377

Gurgaon Off. : Plot No. 9, C - Block, Sushant Lok, Phase - I, Sector - 43, Gurugram - 122002 (Haryana)
Phone : 0124 - 4477824 - 25 Mobile : 9810103611, 9871001555
E-mail : atul.gupta@aprafirm.com, anmol.gupta@aprafirm.com, caarun@rediffmail.com
Website : www.servicetax.net, www.aprafirm.com, www.gstgst.in

34	7.29% Tax free 2015 Tranche II	INE031A07AS6	Public Issue	Secured	105.35
35	7.69% Tax free 2015 Tranche II	INE031A07AT4	Public Issue	Secured	610.05
	Sub Total (A)				13,382.67
B.	Unsecured Listed debt securities				
36	8.60% S. A. HUDCO GOI Fully Serviced Bond Series-I 2018 (Taxable)	INE031A08616	Private Placement	Unsecured	3,000.00
37	8.52% S.A HUDCO GOI Fully Serviced Bond Series-II 2018 (Taxable)	INE031A08624	Private Placement	Unsecured	2,050.00
38	8.38% S.A HUDCO GOI Fully Serviced Bond Series-III 2018 (Taxable)	INE031A08673	Private Placement	Unsecured	2,066.90
39	8.58% S.A HUDCO GOI Fully Serviced Bond Series-IV 2018 (Taxable)	INE031A08681	Private Placement	Unsecured	2,563.10
40	8.41% S.A HUDCO GOI Fully Serviced Bond Series-V 2018 (Taxable)	INE031A08699	Private Placement	Unsecured	5,320.00
41	8.37% S.A HUDCO GOI Fully Serviced Bond Series-VI 2018 (Taxable)	INE031A08707	Private Placement	Unsecured	5,000.00
42	6.75% P.A. HUDCO Taxable Bonds 2020 Series -D	INE031A08806	Private Placement	Unsecured	1,040.00
43	5.35% P.A. HUDCO Taxable Bonds 2020 Series -E	INE031A08814	Private Placement	Unsecured	800.00
44	4.78% P.A. HUDCO Taxable Bonds 2020 Series -F	INE031A08822	Private Placement	Unsecured	940.00
45	5.59% P.A. HUDCO Taxable Bonds 2021 Series-A	INE031A08830	Private Placement	Unsecured	1,000.00
46	5.62% P.A. HUDCO Taxable Bonds 2021 Series-A	INE031A08848	Private Placement	Unsecured	1,500.00
47	7.54% P.A. HUDCO Taxable Bonds 2022 Series-A	INE031A08855	Private Placement	Unsecured	1,500.00
48	7.52% P.A. HUDCO Taxable Bonds 2022 Series-B	INE031A08863	Private Placement	Unsecured	470.00
49	7.68% P.A. HUDCO Taxable Bonds 2022 Series -C	INE031A08871	Private Placement	Unsecured	2,000.00
50	7.48% P.A. HUDCO Taxable Bonds 2023 Series -A	INE031A08889	Private Placement	Unsecured	1,500.00
	Sub Total (B)				30,750.00
	Total (A+B)				44,132.67
<p>* An additional interest at the rate of 0.15% p.a. is payable to the allottees under category III for the tax-free bonds 2011 Tranche-I Series 2 Bonds. Accordingly, Tranche-I Series 2 Bonds allotted to category III investors will carry an aggregate coupon rate of 8.35% pa., payable annually on the interest payment date. The said additional interest of 0.15% p.a. is available to the original allottees only.</p> <p>** An additional interest at the rate of 0.50% pa. is payable to all the allottees under Category IV for Tranche I and Tranche II Bonds. Accordingly, bonds allotted to Category IV investors (Retail) shall carry aggregate coupon rate of 8.01% pa. for Tranche-I Series 2 and 7.69% p.a. for Tranche-II Series 2. The said additional interest of 0.50% p.a. is available to the original allottees only.</p>					

(b) Security Cover for listed debt securities:

- i. The financial information as on 31.12.2023 has been extracted from the un-audited standalone books of accounts for the period 31.12.2023 and other relevant records of the listed entity.



- ii. The assets of the listed entity provide coverage of 1 time (100%) of the interest and principal amount, which is in accordance with the terms of issue/ debenture trust deed (calculation as per attached statement of Security/ asset coverage ratio for the Secured debt securities - **Annexure – I**).

ISIN Wise detail of Outstanding amount and the interest accrued (as on 31.12.2023) in respect of secured listed debt securities is attached as **Annexure-II**.

(c) Compliance of all the covenants/ terms of the issue in respect of listed debt securities of the listed entity

We have prima facie examined the compliances made by the listed entity in respect of the covenants/ terms of the issue of the listed debt securities (NCD's), as informed and explained to us and certify that the covenants/ terms of the issue have been complied by the listed entity.

For A P R A & Associates LLP
Chartered Accountants
(Firm Registration No. 011078N / N500064)


Ashok Gupta
(Partner)
M. No. 085683



Place: Mumbai
Date: 09.02.2024
UDIN:

24085683BKFYIP3778

Column A	Column B	Statement of Security Coverage Ratio				Column I	Column J	Column K	Column L	Column M	Column N	Column O
		Column C	Column D	Column E	Column F							
Particulars	Description of Asset for which this Certificate relate	Exclusive Charge		Debt for which this certificate being issued	Part- Passu Charge		Elimination on (amount in negative)	Market Value for Assets charged on Exclusive Basis	Carrying /book value for exclusive charge assets where market value is not ascertainable or applicable (For Eg. Bank Balance, DSRA market value is not applicable)	Market Value for Passu Assets	Carrying value/book value for pari passu assets where market value is not ascertainable or applicable (For Eg. Bank Balance, DSRA market value is not applicable)	Total Value=(K+L +M+ N)
		Debt for which this certificate being issued	Other Secured Debt		Assets shared by pari passu debt holder (includes debt for which this certificate is issued & other debt with pari-passu charge)	Other assets on which there is pari Passu charge (excluding items Covered in column F)						
		Book Value	Book Value	Yes/ No	Book Value	Book Value				Relating to Column F		
Assets												
Property, Plant and Equipment		-	-		-	57.30	-	57.30	-	-	-	-
Capital Work-in- Progress		-	-		-	13.20	-	13.20	-	-	-	-
Right of Use Assets		-	-		-	-	-	-	-	-	-	-
Goodwill		-	-		-	-	-	-	-	-	-	-
Intangible Assets		-	-		-	6.93	-	6.93	-	-	-	-
Intangible Assets under Development		-	-		-	2.01	-	2.01	-	-	-	-
Investments		-	-		-	232.29	-	232.29	-	-	-	-
Loans (Refer Note - 9)	√	-	-		-	69,326.72	-	83,337.32	-	-	14,010.60	14,010.60
Trade Receivables (Refer Note - 9)		-	-		-	1.60	-	1.60	-	-	-	-
Inventories		-	-		-	465.55	-	465.55	-	-	-	-
Cash and Cash Equivalents		-	-		-	-	-	-	-	-	-	-
Bank Balances other than Cash and Cash Equivalents		-	-		-	184.02	-	184.02	-	-	-	-
Others		-	-		-	985.25	-	985.25	-	-	-	-
Total		-	-		-	71,274.87	-	85,285.47	-	-	14,010.60	14,010.60
Liabilities												
Debt securities to which Certificate pertains (Refer Note-10)		-	-	Yes	-	-	-	14,010.60	-	-	-	-
Other debt sharing pari-passu charge with above debt		-	-		-	-	-	-	-	-	-	-
other debt		-	-		-	-	-	-	-	-	-	-
Subordinated debt		-	-		-	-	-	-	-	-	-	-
Borrowings		-	-		-	740.68	-	740.68	-	-	-	-
Bank		-	-		-	20,842.52	-	20,842.52	-	-	-	-
Debt Securities		-	-		-	30,742.53	-	30,742.53	-	-	-	-
Others		-	-		-	0.16	-	0.16	-	-	-	-
Trade Payables		-	-		-	0.05	-	0.05	-	-	-	-
Lease Liabilities		-	-		-	-	-	-	-	-	-	-



ISIN Wise details:

ISIN Wise detail of Outstanding amount and the interest accrued (as on 31.12.2023) in respect of secured listed debt securities is as under:

Sr. No	Name of Bond Series	ISIN	Facility	Type of Charge	Sanctioned Amount (Rs.)	Outstanding Amount as on 31.12.2023 (Amt. in Rs. Crore)	Interest accrued but not due as on 31.12.2023 (Amt. in Rs. Crore)	Cover Required	Assets Required
1	7.75% Tax free 2011 Series A	INE031A09FB7	Non-Convertible Debt Securities	Floating first pari-passu	10.81	10.81	0.17	10.98	Present and Future Receivables*
2	7.83% Tax free 2011 Series B	INE031A09FD3	Non-Convertible Debt Securities	Floating first pari-passu	66.51	66.51	0.73	67.24	Present and Future Receivables*
3	8.16% Tax free 2011 Series C	INE031A09FG6	Non-Convertible Debt Securities	Floating first pari-passu	47.67	47.67	0.99	48.66	Present and Future Receivables*
4	8.20% Tax free 2011 Tranche I	INE031A07840	Non-Convertible Debt Securities	Floating first pari-passu	2,518.30	2,518.30	171.11	2,689.41	Present and Future Receivables*
5	7.51% Tax free 2012 Tranche I	INE031A07865	Non-Convertible Debt Securities	Floating first pari-passu	1,274.24	1,274.24	85.49	1,359.73	Present and Future Receivables*
6	7.19% Tax free 2012 Tranche II	INE031A07881	Non-Convertible Debt Securities	Floating first pari-passu	109.40	109.40	6.28	115.68	Present and Future Receivables*
7	8.56% Tax free 2013 Series A	INE031A07899	Non-Convertible Debt Securities	Floating first pari-passu	190.80	190.80	5.41	196.21	Present and Future Receivables*
8	8.51% Tax free 2013 Tranche I	INE031A07915	Non-Convertible Debt Securities	Floating first pari-passu	799.27	799.27	12.67	811.94	Present and Future Receivables*
9	8.49% Tax free 2013 Tranche I	INE031A07923	Non-Convertible Debt Securities	Floating first pari-passu	35.51	35.51	0.56	36.07	Present and Future Receivables*
10	8.76% Tax free 2013 Tranche I	INE031A07949	Non-Convertible Debt Securities	Floating first pari-passu	815.00	815.00	13.24	828.24	Present and Future Receivables*
11	8.74% Tax free 2013 Tranche I	INE031A07956	Non-Convertible Debt Securities	Floating first pari-passu	88.85	88.85	1.44	90.29	Present and Future Receivables*
12	8.51% Tax free 2013 Tranche II	INE031A07964	Non-Convertible Debt Securities	Floating first pari-passu	504.93	504.93	41.56	546.49	Present and Future Receivables*
13	8.58% Tax free 2013 Tranche II	INE031A07972	Non-Convertible Debt Securities	Floating first pari-passu	127.38	127.38	10.57	137.95	Present and Future Receivables*



14	8.76% Tax free 2013 Tranche II	INE031A07980	Non-Convertible Debt Securities	Floating first pari-passu	286.54	286.54	24.28	310.82	Present and Future Receivables*
15	8.76% Tax free 2013 Tranche II	INE031A07998	Non-Convertible Debt Securities	Floating first pari-passu	439.63	439.63	37.15	476.78	Present and Future Receivables*
16	8.83% Tax free 2013 Tranche II	INE031A07AA4	Non-Convertible Debt Securities	Floating first pari-passu	123.75	123.75	10.54	134.29	Present and Future Receivables*
17	9.01% Tax free 2013 Tranche II	INE031A07AB2	Non-Convertible Debt Securities	Floating first pari-passu	671.16	671.16	58.24	729.40	Present and Future Receivables*
18	8.29% Tax free 2013 Tranche III	INE031A07AC0	Non-Convertible Debt Securities	Floating first pari-passu	18.37	18.37	0.13	18.50	Present and Future Receivables*
19	8.73% Tax free 2013 Tranche III	INE031A07AD8	Non-Convertible Debt Securities	Floating first pari-passu	28.47	28.47	0.21	28.68	Present and Future Receivables*
20	8.71% Tax free 2013 Tranche III	INE031A07AE6	Non-Convertible Debt Securities	Floating first pari-passu	8.76	8.76	0.06	8.82	Present and Future Receivables*
21	8.54% Tax free 2013 Tranche III	INE031A07AF3	Non-Convertible Debt Securities	Floating first pari-passu	47.36	47.36	0.34	47.70	Present and Future Receivables*
22	8.98% Tax free 2013 Tranche III	INE031A07AG1	Non-Convertible Debt Securities	Floating first pari-passu	128.42	128.42	0.98	129.40	Present and Future Receivables*
23	8.96% Tax free 2013 Tranche III	INE031A07AH9	Non-Convertible Debt Securities	Floating first pari-passu	41.54	41.54	0.32	41.86	Present and Future Receivables*
24	7.19% Tax Free 2015 Series A	INE031A07A17	Non-Convertible Debt Securities	First Pari-passu	151.00	151.00	4.58	155.58	Present and Future Receivables*
25	7.07% Tax Free 2015 Series B	INE031A07A15	Non-Convertible Debt Securities	First Pari-passu	1,029.00	1,029.00	17.94	1,046.94	Present and Future Receivables*
26	7.00% Tax Free 2015 Series C	INE031A07AK3	Non-Convertible Debt Securities	First Pari-passu	108.50	108.50	1.75	110.25	Present and Future Receivables*
27	7.02% Tax free 2015 Tranche I	INE031A07AL1	Non-Convertible Debt Securities	First Pari-passu	117.21	117.21	7.37	124.58	Present and Future Receivables*
28	7.39% Tax free 2015 Tranche I	INE031A07AM9	Non-Convertible Debt Securities	First Pari-passu	909.69	909.69	60.23	969.92	Present and Future Receivables*



29	7.27% Tax free 2015 Tranche I	INE031A07AN7	Non-Convertible Debt Securities	First Pari-passu	128.45	128.45	8.36	136.81	Present and Future Receivables*
30	7.64% Tax free 2015 Tranche I	INE031A07AO5	Non-Convertible Debt Securities	First Pari-passu	556.15	556.15	37.96	594.11	Present and Future Receivables*
31	7.39% Tax Free 2015 Series D	INE031A07AP2	Non-Convertible Debt Securities	First Pari-passu	211.50	211.50	1.07	212.57	Present and Future Receivables*
32	7.04% Tax free 2015 Tranche II	INE031A07AQ0	Non-Convertible Debt Securities	First Pari-passu	48.16	48.16	0.16	48.32	Present and Future Receivables*
33	7.39% Tax free 2015 Tranche II	INE031A07AR8	Non-Convertible Debt Securities	First Pari-passu	1,024.94	1,024.94	3.53	1028.47	Present and Future Receivables*
34	7.29% Tax free 2015 Tranche II	INE031A07AS6	Non-Convertible Debt Securities	First Pari-passu	105.35	105.35	0.35	105.70	Present and Future Receivables*
35	7.69% Tax free 2015 Tranche II	INE031A07AT4	Non-Convertible Debt Securities	First Pari-passu	610.05	610.05	2.16	612.21	Present and Future Receivables*
					13,382.67	13,382.67	627.93	14,010.60	

*** The secured debt securities issued by the company are secured by pari-passu charge on present and future receivables of the company. The Company is in business of financing housing and urban infrastructure projects across the country. Accordingly, Receivables of the Company includes Loans and Advances of the Company.**



No. HUDCO/SE/2023-24

9th Jan, 2024

Listing Department BSE Limited, Phiroze Jeejeebhoy Towers, Dalal Street, Mumbai -400001 Scrip Code-540530	Listing Department National Stock Exchange of India Ltd. Exchange Plaza, C-1, Block-G, Bandra Kurla Complex, Bandra (E), Mumbai-400051 NSE Symbol-HUDCO
--	--

Sub: Disclosure under Regulation 52(7) & (7A) of the Securities and Exchange Board of India (Listing Obligations and Disclosure Requirements) Regulations, 2015 ("Listing Regulations") – Qtr. Ended 31st December, 2023

Dear Sir/ Ma'am,

In accordance with the captioned Regulations, the following is submitted:

Reg.	Particulars	Details
52(7)	A statement indicating the utilization of issue proceeds of non-convertible securities, which shall be continued to be given till such time the issue proceeds have been fully utilised or the purpose for which these proceeds were raised has been achieved.	The company has raised funds to the tune of Rs.Nil through issue of non-convertible securities during the quarter ended December 31, 2023 and the issue proceeds of non-convertible securities issued upto the period ended December 31, 2023, have been fully utilized for the purpose(s)/ objects stated in the offer documents/ Information memorandum.
52(7A)	In case of any material deviation in the use of proceeds as compared to the objects of the issue, the same shall be indicated in the format as specified by the Board.	There has been no deviation / variation in the use of proceeds of non-convertible debt securities from the objects stated in the offer documents/ Information memorandum.

We enclose herewith the statement in the format prescribed vide the above referred SEBI circular.

The above is for information and record please.

Thanking You,

Yours Sincerely

For Housing & Urban Development Corporation Ltd.


Ratna Prakash
Company Secretary & Compliance Officer

**RATNA
PRAKASH**
Digitally signed by
RATNA PRAKASH
Date: 2024.01.10
16:54:27 +05'30'



Housing & Urban Development Corporation Ltd . (A Govt. Of India Enterprise)
Core 7 A, HUDCO Bhawan, India Habitat Centre, Lodhi Road, New Delhi - 110 003

हाउसिंग एंड अर्बन डेवलपमेंट कारपोरेशन लि. (भारत सरकार का उपक्रम)

कोर 7 ए हडको भवन, भारत पर्यावास केंद्र लोधी रोड, नई दिल्ली - 110003

दूरभाष / Tel: 011 24649610-21 वेबसाइट / Website : www.hudco.org

सी आई एन / CIN : L74899DL1970GOI005276 जी एस टी / GST : 07AAACH0632A1ZF

आई. एस. ओ. ISO 9001:2015 प्रमाणित कंपनी Certified Company



Profitability With Social Justice

Annexure-A

A. Statement of utilization of issue proceeds:

Name of the Issuer	ISIN	Mode of Fund Raising (Public issues/Private placement)	Type of instrument	Date of raising funds	Amount Raised	Funds utilized	Any deviation (Yes/No)	If 8 is Yes, then specify the purpose of for which the funds were utilized	Remarks, if any
1	2	3	4	5	6	7	8	9	10
Housing and Urban Development Corporation Ltd.	-	-	-	-	-	-	No	NA	NIL

B. Statement of deviation/variation in use of Issue proceeds:

Name of listed entity	Housing and Urban Development Corporation Ltd.
Mode of Fund Raising	Public Issue/ Private Placement
Type of instrument	Non-Convertible Debt Securities
Date of Raising Funds	Date (INR Crores) Nil Nil
Amount Raised	-
Report filed for quarter ended	31.12.2023
Is there a Deviation / Variation in use of funds raised?	No
Whether any approval is required to vary the objects of the issue stated in the prospectus/ offer document?	No
If yes, details of the approval so required?	NA
Date of approval	NA
Explanation for the Deviation / Variation	NA
Comments of the audit committee after review	NA
Comments of the auditors, if any	NA

Objects for which funds have been raised and where there has been a deviation, in the following table:							
Original Object	Modified Object, if any	Original Allocation	Modified allocation, if any	Funds Utilised	Amount of Deviation/ Variation for the half-year according to Applicable object (INR Crores and in %)	Remarks, if any	
Nil	NA	-	NA	-	NIL	NIL	

Deviation could mean:

- (a) Deviation in the objects or purposes for which the funds have been raised
 (b) Deviation in the amount of funds actually utilized as against what was originally disclosed.



Name of Signatory : Ratna Prakash
 Designation : Company Secretary

