



# HIRA

## GODAWARI POWER & ISPAT



REF: GPIL/NSE&BSE/2020/4174

Date: 31.08.2020

To,

1. The Listing Department,  
The National Stock Exchange of India Ltd,  
Exchange Plaza, Bandra Kurla Complex,  
Bandra (E), MUMBAI – 400051  
NSE Symbol: GPIL
2. The Corporate Relation Department,  
The BSE Limited, Mumbai,  
1<sup>st</sup> Floor, Rotunda Building,  
Dalal Street, MUMBAI – 400 001  
BSE Security Code: 532734

Dear Sir/Madam,

### Sub.: Submission of Annual Report of the Company for the FY 2019-20

Pursuant to Regulation 34 (1) of SEBI (Listing Obligations and Disclosure Requirements) Regulation 2015, please find enclosed herewith Annual Report of the Company for the FY 2019-20 including Notice convening the 21<sup>st</sup> AGM to be held on 25<sup>th</sup> September, 2020.

The Annual Report and the Notice of AGM-2020 is also placed on the website of the Company i.e. [www.godawaripowerispat.com](http://www.godawaripowerispat.com) and can be accessed as per the details given below:

Annual Report for the FY 2019-20:

Investor's Information > Financials > Annual Reports > Annual Report 2019-2020

Notice of AGM to be held on 25<sup>th</sup> September, 2020:

Investor's Information > Shareholders > Notices > Notice of AGM-2020

Thanking you,

Yours faithfully,

For Godawari Power And Ispat Limited

Y.C. Rao

Company Secretary

Godawari Power & Ispat Limited

Encl.: As stated above

An ISO 9001:2015, ISO 14001:2015 & ISO 45001:2018 certified company  
CIN L27106CT1999PLC013756



Registered Office and Works: Plot No. 428/2, Phase 1, Industrial Area, Siltara, Raipur - 493111, Chhattisgarh, India

P: +91 771 4082333, F: +91 771 4082234

Corporate Address: Hira Arcade, Near New Bus Stand, Pandri, Raipur - 492001, Chhattisgarh, India

P: +91 771 4082000, F: +91 771 4057601

[www.godawaripowerispat.com](http://www.godawaripowerispat.com), [www.hiragroup.com](http://www.hiragroup.com)

Godawari Power & Ispat Limited  
Annual Report 2019-20

**BUILT  
TO LAST**

Building a sustainable  
integrated steel company

---

02	Corporate snapshot	21	Governance and sustainability
04	What we achieved in FY2019-20	23	Our Board of Directors
06	Managing Director's overview	25	Corporate Information
08	How GPIL has grown over the years	26	Directors' Report
10	What we are	65	Corporate Governance Report
11	What we wish to be	85	Business Responsibility Report
12	How we intend to enhance shareholder value	93	Management Discussion Analysis
14	ESG and GPIL	99	Standalone Financials
20	How the Company responded to the COVID-19 impact	145	Consolidated Financials

---

#### Forward-looking statement

In this Annual Report we have disclosed forward-looking information to enable investors to comprehend our prospects and take informed investment decisions. This report and other statements - written and oral - that we periodically make contain forward-looking statements that set out anticipated results based on the management's plans and assumptions. We have tried wherever possible to identify such statements by using words such as 'anticipates', 'estimates', 'expects', 'projects', 'intends', 'plans', 'believes', and words of similar substance in connection with any discussion of future performance.

We cannot guarantee that these forward looking statements will be realised, although we believe we have been prudent in assumptions. The achievement of results is subject to risks, uncertainties and even inaccurate assumptions. Should known or unknown risks or uncertainties materialise, or should underlying assumptions prove inaccurate, actual results could vary materially from those anticipated, estimated or projected. Readers should bear this in mind.

We undertake no obligation to publicly update any forward-looking statements, whether as a result of new information, future events or otherwise.

# BUILT TO LAST

At Godawari Power & Ispat, we are not just focused on getting through the prevailing slowdown. We are focused on building a midcap steel company that is not just responsible socially & environmentally but also economically sustainable in long run as well.

In doing so, we are not just addressing the challenges of the day; we have built a business model to survive in all market cycles; we have not just built a company that enhances profits for our shareholders but enhances value for every stakeholder in a sustainable manner.

---

CORPORATE SNAPSHOT

# Godawari Power & Ispat Limited.


Integrated business model.

Socially and environmentally responsible.

Profitable core business.

Deleveraging the Balance Sheet.

---



## About the Company

Godawari Power & Ispat Limited is a fully integrated steel company with presence across the steel value chain extending from iron ore mining (two mines) to iron ore pellets and value-added steel products.

The Company is stewarded by Mr. B.L. Agrawal, a first generation entrepreneur, who possesses more than four decades of experience in the steel industry. He is supported by the second generation from the promoter family comprising Siddharth Agrawal and Abhishek Agrawal, Dinesh Agrawal as well as professional managers.

The Company directly employed 2656 people towards the end of 2019-20. The average age of employees were 39 years as on 31st March 2020.

## Products

**Pellets:** Used in the production of steel and alloys. Has gained wide acceptance following a ban on the use of sintered iron fines.

**Sponge iron:** Sponge or Direct Reduced Iron (DRI) is a vital input in the steel industry, Serving the role of energy-efficient feedstock.

**Iron and steel billets:** Standard form of processed iron or steel with a square cross section; formed after hot rolling and possessing high ductility

**Wire rods:** Serve as intermediate inputs for steel plants as well as for industries like construction and infrastructure.

**Hard black wires:** Made from rolled steel through wire drawing; serve as raw material for construction and infrastructure.

**Ferro-alloys:** Production of silico-manganese used in steel production.

**Solar thermal power:** Generation of solar power; power sold through a long-term fixed price power purchase agreement with NTPC Vidyut Vypar Nigam Ltd.

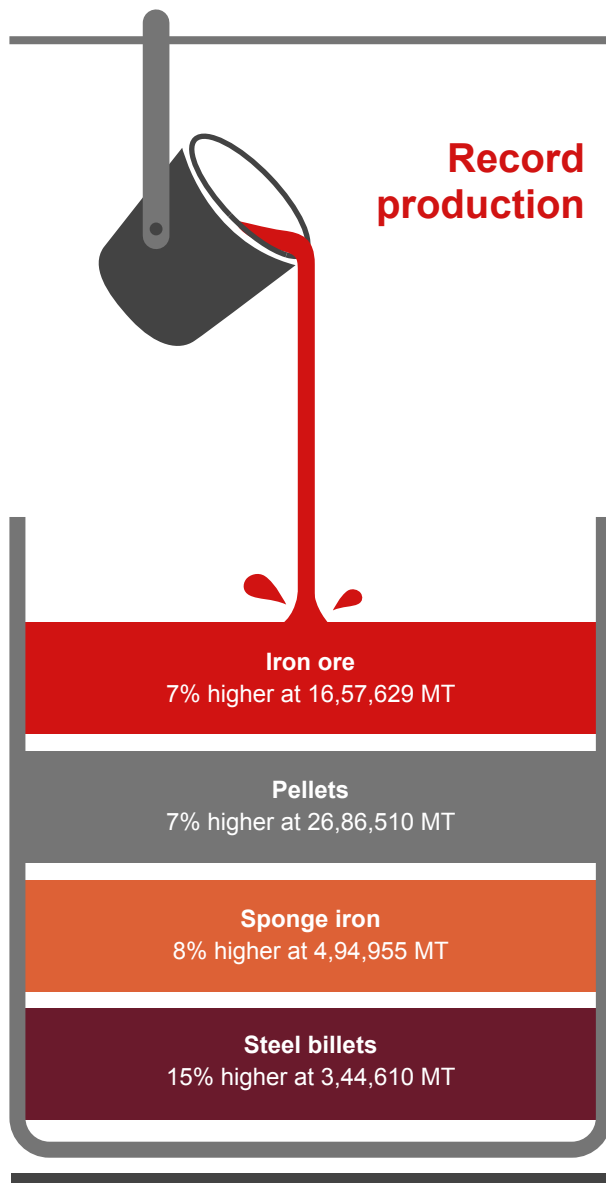




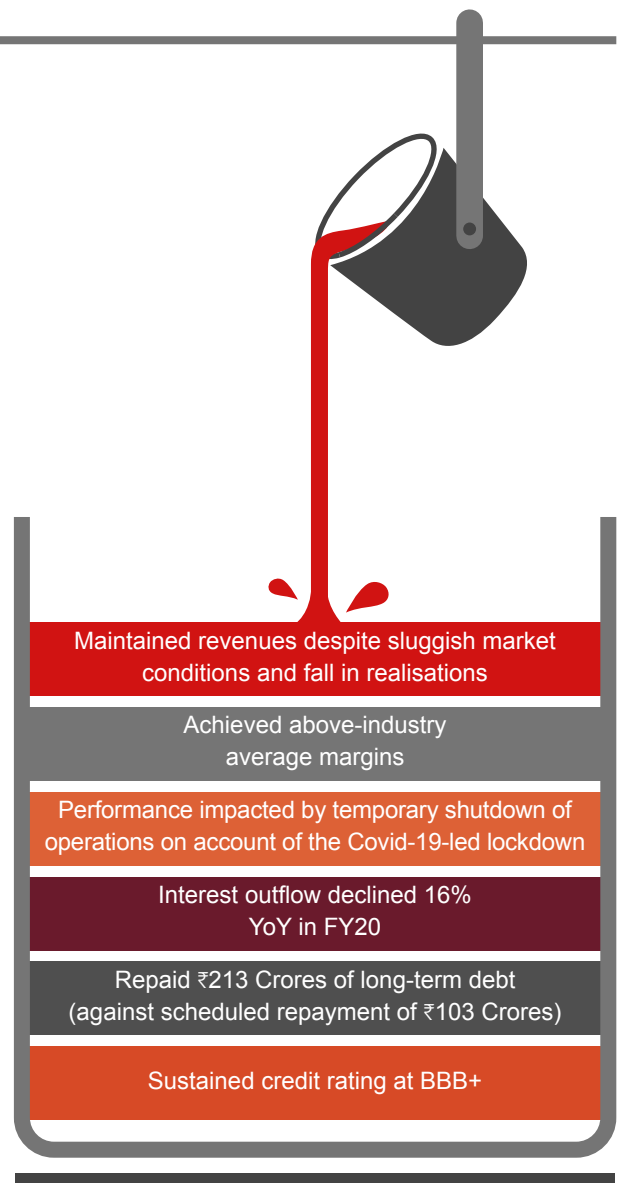


# What we achieved in FY2019-20

## OPERATIONAL HIGHLIGHTS



## FINANCIAL HIGHLIGHTS



**PELLETS**

Achieved

**100%**

Capacity utilisation in FY20



# Managing Director's overview

“

The Company's performance during the year under review was cushioned by adequate liquidity and the ability to market products successfully in a slowing external environment.

B.L. AGRAWAL, MANAGING DIRECTOR



## Overview

The world is passing through one of the most uncertain periods in decades. The global economic slowdown from 3.6% to 2.9% in 2019 was complemented by the outbreak of the Covid-19 pandemic, the effects of the pandemic visible from January 2020 onwards and only deepening as the subsequent months passed.

The Indian economy slowed from 6.1% in 2018-19 to 4.2% in 2019-20 and 3.1% in the last quarter of the year under review. Retail inflation climbed to a six-year high of 7.35% in December 2019. Despite these economic challenges, India emerged as the fifth-largest world economy in 2019 with a gross domestic product (GDP) of US\$2.94 trillion. India jumped 14 places to 63 in the 2020 World Bank's Ease of Doing Business ranking.

The global outlook was further affected by the outbreak of the pandemic in China in December 2019, which spread to a number of countries in the subsequent two months before emerging as a full blown pandemic in March 2020.

During the last week of the financial year under review, a national lockdown was imposed to fight the spread of the Covid-19 pandemic. This cast a shadow on the anticipated recovery of the Indian economy in 2020-21, affecting demand, supply chain, discretionary spend and capital expenditure. However, as we entered the unlock phase, industrial activities started to show signs of improvement, though the number of pandemic-impacted patients continued to spike. The combination of these realities made it a challenging year for the industry in general and steel sector in particular.

## Our performance

Despite these challenges, Godawari Power & Ispat reported a creditable performance and profitable growth. Even as realisations across the products manufactured by the Company declined 7-15%, overall revenues declined only 1%. The Company countered the decline in realisations through increased capacity utilisation, recovering a part of the decline through enhanced volumes.

Even as the Company's financials declined when compared with the previous year, they remained in sound health when compared with the rest of the sector. The Company reported a 19% EBITDA margin in 2019-20. Besides, the Company strengthened its gearing from 1.4x to 1.1x; it protected its interest cover at around 3x, following the timely repayment of debt and increased net worth.

This indicates that the Company's performance during the year under review was cushioned by adequate liquidity and the ability to market products successfully in a slowing external environment.

## Our business strategy

At GPIL, the fact that the Company could maintain revenues at almost the levels of the previous year represents a validation of its commitment to superior product quality, committed customers and agility in switching its product mix in line with market preferences.

During the last few years, we consciously moderated our capital expenditure. We leveraged the power of our operational integration to generate superior cash flows. These cash flows were not invested in major capital expenditure. In FY20, the Company used 62% of its cash profits for debt repayments. During the three years ended 2019-20, GPIL brought down its long-term debt from ₹2,109

Crores to ₹1,530 Crores, strengthening its gearing from 2.5x to 1.1x.

At GPIL, the single biggest capital allocation that we expect to make from this point onwards will be in the liquidation of our long-term debt. At a time when the demand outlook is uncertain and the world is being affected by a sequence of Black Swan events, we believe that the two best ways of growing our bottomline will be through liability reduction on the one hand and relatively asset-light business growth on the other. The combination of the two is expected to enhance our capital efficiency, visibly measured in the growth of our cash flows and EBITDA visibility.

## Strategic clarity

At GPIL, we believe that we possess a strategic clarity on how we need to grow our business.

We believe that the key to our business growth will lie in restricting the size of our Balance Sheet even as we attempt to grow our Profit & Loss Account, translating into superior financial ratios.

We intend to utilise whatever surplus we generate beyond critical maintenance expenditure into liabilities reduction with the objective to become completely debt-free in the foreseeable future.

We intend to grow our manufacturing capacities – the engine of our revenue growth – through prudent de-bottlenecking that is completely funded through our accruals.

Going forward, we intend to enhance the proportion of high-grade pellets in our product mix, strengthening value-addition, margins and earnings quality as well as visibility.

We intend to moderate our interest costs, reducing our overall break-even point in the business.

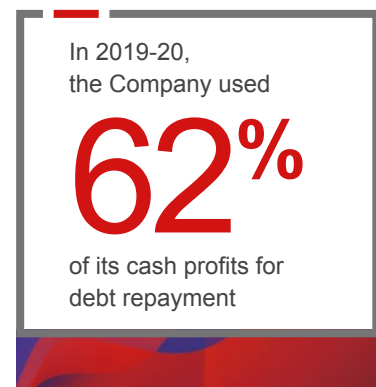
We believe that these initiatives should strengthen our cost leadership, moderate our exposure to commodity price swings and protect our margins in a competitive marketplace.

## Flywheel impact

At GPIL, we believe that the 'Flywheel Effect' will be increasingly reflected in our performance. Our growth from this point will be derived not from one large push of the giant flywheel; it will be derived from a number of small initiatives across our business. The result is that initially the flywheel may shift only marginally, but over a period of time the aggregate momentum will be visible, larger and sustainable.

Going forward, we will continue to do what we have always done – perhaps with more focus, urgency and enthusiasm. We will do so with the conviction that the flywheel will continue to turn faster, moving us closer to the point where we are not just among the last player standing in any slowdown but also the first to rebound as soon as demand revives.

We are confident that this approach will enhance value for all those associated with our Company.



# How GPII has grown over the years

<b>Revenues</b> (₹ Crores)		<b>Definition</b> Growth in sales net of taxes.
<b>FY2019-20</b>	<b>3,289</b>	<b>Why is this measured?</b> It is an index that showcases the Company's ability to enhance revenues, an index that can be compared with sectoral peers.
FY2018-19	3,322	<b>What does it mean?</b> Aggregate sales decreased marginally, partly due to a 7-15% decline in realisations and impact of the lockdown in the fourth quarter; the performance was creditable as the Company increased asset utilisation and volumes.
FY2017-18	2,527	<b>Value impact</b> The Company performed better than the sectoral average.
FY2016-17	1,804	
FY2015-16	1,980	

<b>EBITDA</b> (₹ Crores)		<b>Definition</b> Earnings before the deduction of fixed expenses (interest, depreciation, extraordinary items and tax).
<b>FY2019-20</b>	<b>629</b>	<b>Why is this measured?</b> It is an index that showcases the Company's ability to generate a surplus following the expensing of operating costs.
FY2018-19	795	<b>What does it mean?</b> Helps create a robust growth engine and sustain profits.
FY2017-18	606	<b>Value impact</b> The Company generated an attractive surplus despite sectoral challenges; even though EBITDA declined, it was still more than double the levels reported three years ago.
FY2016-17	306	
FY2015-16	236	

<b>Net profit</b> (₹ Crores)		<b>Definition</b> Profit earned during the year after deducting all expenses and provisions.
<b>FY2019-20</b>	<b>167</b>	<b>Why is this measured?</b> This measure highlights the strength of the business model in enhancing shareholder value.
FY2018-19	252	<b>What does it mean?</b> Ensures that adequate surplus is available for reinvestment.
FY2017-18	208	<b>Value impact</b> The Company reported a 34% decline in net profit in FY2019-20, largely due to fall in realisation across the steel value chain. That the Company reported a profit when a number of steel companies reported losses is a credit to the Company's extensive integration.
FY2016-17	-75	
FY2015-16	-89	

<b>EBITDA margin</b> (%)		<b>Definition</b> EBITDA margin is a profitability ratio used to measure a company's pricing strategy and operating efficiency.
<b>FY2019-20</b>	<b>19</b>	<b>Why is this measured?</b> The EBITDA margin provides a perspective of how much a company earns (before accounting for interest and taxes) on each rupee of sales.
FY2018-19	24	<b>What does it mean?</b> This demonstrates adequate buffer in the business expressed as a percentage, which, when multiplied by scale, enhances surpluses.
FY2017-18	24	<b>Value impact</b> The Company reported only a 500 bps decrease in EBITDA margin during FY2019-20, owing to a fall in realisations, due to operational efficiency.
FY2016-17	17	
FY2015-16	12	

<b>ROCE (%)</b>		<b>Definition</b> It is a financial ratio that measures a company's profitability and the efficiency with which its capital is employed in the business.
FY2019-20	16	<b>Why is this measured?</b> ROCE is a useful metric for comparing profitability across companies based on the amount of capital they use – especially in capital-intensive sectors.
FY2018-19	21	<b>What does it mean?</b> Enhanced ROCE can potentially drive valuations and perception.
FY2017-18	16	<b>Value impact</b> The Company reported a 600 bps decline in ROCE during 2019-20 on account of fall in PAT for the year.
FY2016-17	7	
FY2015-16	5	

<b>Gearing (X)</b>		<b>Definition</b> This is derived through the ratio of debt to net worth (less revaluation reserves).
FY2019-20	1.1	<b>Why is this measured?</b> This is one of the defining measures of a company's financial solvency.
FY2018-19	1.4	<b>What does it mean?</b> This measure enhances a perception of the lower the gearing the better.
FY2017-18	1.9	<b>Value impact</b> The Company's gearing improved every single year across the last three years, validating the Company's commitment to rightsize the Balance Sheet through debt (p)repayment and increased net worth.
FY2016-17	2.5	
FY2015-16	2.5	

<b>Average debt cost (%)</b>		<b>Definition</b> This is derived through the calculation of the average cost of the consolidated debt on the Company's books.
FY2019-20	13	<b>Why is this measured?</b> This indicates our ability in convincing bankers and other debt providers of the robustness of our business model, translating into a progressively lower debt cost (potentially leading to higher margins).
FY2018-19	13	<b>What does it mean?</b> Enhanced cash flows; strengthened credit rating for successive prospective declines in debt cost.
FY2017-18	12	<b>Value impact</b> The debt cost of the Company was maintained during the year.
FY2016-17	14	
FY2015-16	14	

<b>Interest cover (X)</b>		<b>Definition</b> This is derived through the division of EBITDA by interest outflow.
FY2019-20	3.0	<b>Why is this measured?</b> Interest cover indicates the Company's comfort in servicing interest – the higher the better.
FY2018-19	3.1	<b>What does it mean?</b> A company's ability to meet its interest obligations, an aspect of its solvency, is arguably one of the most important factors in assuring sizeable returns to shareholders.
FY2017-18	2.3	<b>Value impact</b> The Company's interest cover more than doubled in the last three years.
FY2016-17	1.2	
FY2015-16	0.9	

# What we are

Large raw material provider to downstream steel users

Focused on prepaying long-term debt

Focused on strengthening the credit-rating

Growing volumes through de-bottlenecking and low capex model

An efficient steel manufacturer



## What we wish to be

Become debt-free across the foreseeable future through repayment and prepayment of debt

Generate multi-year EBITDA visibility

Report EBITDA / tonne higher than the sectoral average

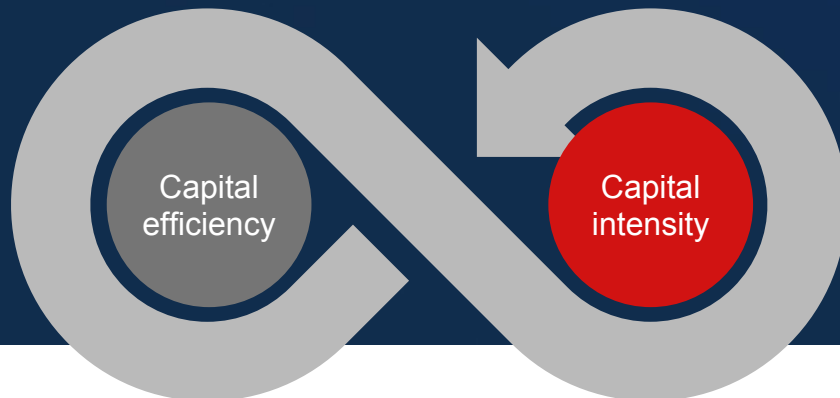
Further strengthen our credit-rating

Deliver the lowest debt-equity ratio in India's steel sector



# How we intend to enhance shareholder value

## OBJECTIVE



## A. INITIATIVES

### Leverage the power of the captive iron ore mine

Allocated in 2006; Currently operating at 76% of its capacity

Transformed low grade magnetite ore reserves into pellets

Significant iron ore cost advantage on account of captive iron ore

Remaining mine life is 40+ years

30% of Odisha iron ore capacity auctioned in March 2020 saw royalty bids in the range of 90-140% of IBM declared selling price

### Leverage portfolio flexibility

Flexibility to sell any value-added product

Value chain comprises pellets, sponge iron, billets and wire rods

Company moving beyond commercial grade (64% Fe) pellets

Commissioned the iron ore beneficiation plant in Q4FY20

Entire production of iron ore pellets targeted to be high grade (66%+ Fe) from late 2020-21

High grade pellets to attract US\$15-20/t higher realisations

Producing high quality billet through captive use of high grade pellet

Enhanced production of value-added products (following commissioning of the rolling mill)

### Increase throughput

Gradually increase production through de-bottlenecking and regulatory approvals across the value chain

De-bottleneck the solar power plant to enhance heat storage and extend operations by ~30-60 mins per day

### Capital efficiency

Continuously improving working capital cycle





**Asset-light growth**

**Asset-light growth**

Low capex projects  
 Enhanced margin visibility  
 Sponge iron capacity to be enhanced from 4.9 Lakhs ton to 5.95 Lakhs ton (environment clearance received) per annum  
 Pellet capacity to be enhanced from 2.1 Mn ton to 2.4 Mn ton per annum

**Balance Sheet right-sizing**

Focus on Balance Sheet deleveraging  
 Gearing strengthened from 2.5x to 1.1x in 3 years  
 Goal to emerge zero debt across the foreseeable future  
 Repayment almost 2x of scheduled dues

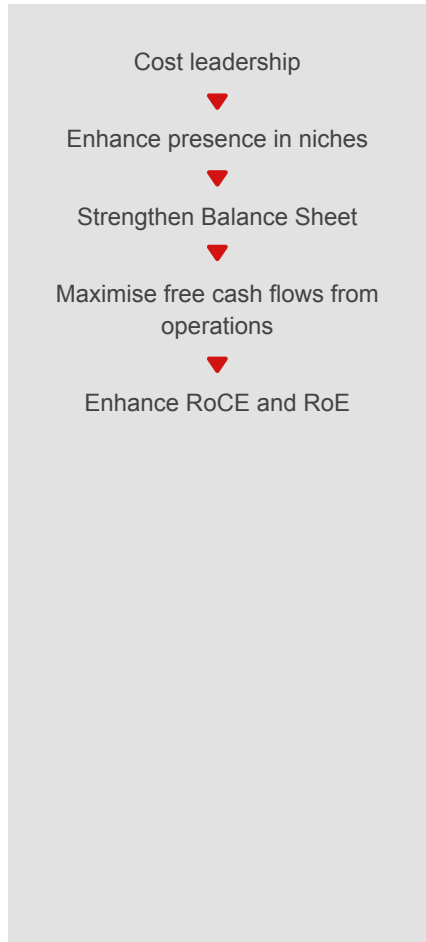
**Expanding Geographical footprint**

Increase export sales to reduce geographic concentration.

**Moderate fixed costs**

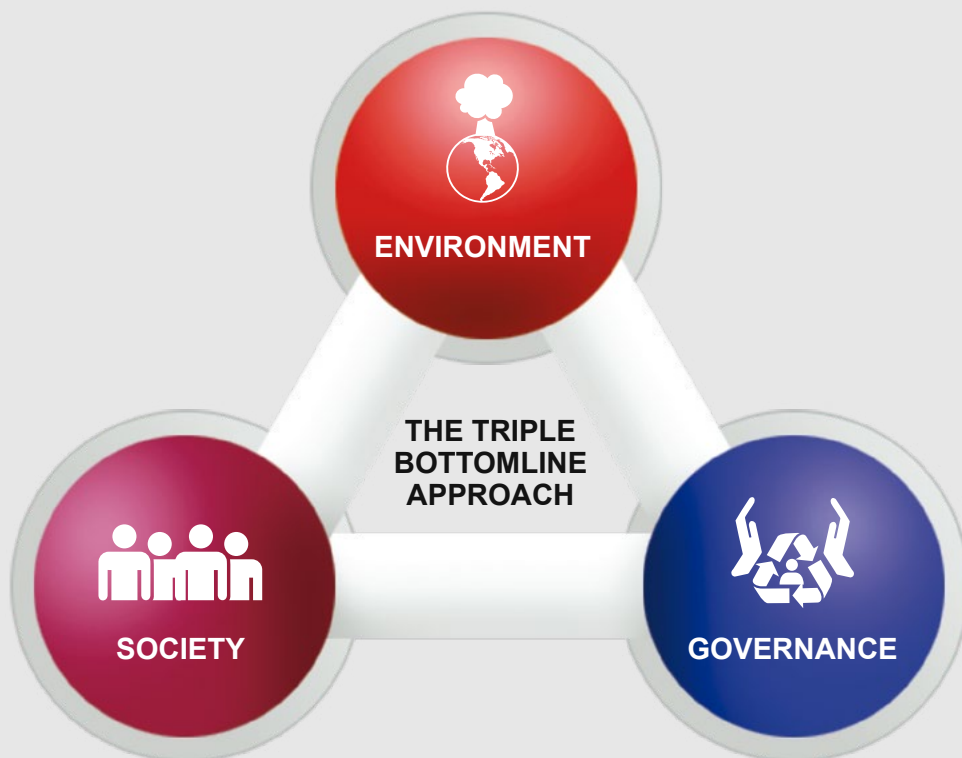
Work with a relatively smaller Balance Sheet

**C. OVERALL OUTCOME**



# ESG and GPIL

Committed to environment, society and governance (ESG)



## Environment

The Company embarked on measures to protect the environment, comprising reduction, renewable, replacement and recycling. The Company invested in green energy helping it in reducing carbon footprint and has not been censured by the pollution control board at any time in the past five years for failing to conform to environment regulations.

## Society

The Company created an enabling environment for employees and contributed to society. The Company's units employ people from neighboring communities, driving the local economy and maintains harmonious relationship with the communities around the manufacturing units.

## Governance

The Company invested in governance-centric initiatives comprising management leadership, accounting transparency, stakeholder rights, and other credible business practices. The Company's Board comprises experienced Independent Directors drawn from various fields.

# Our environment sustainability

At GPIL, we pride on our environment responsibility. We emphasise scalability while minimising the depletion of finite natural resources. This environment responsibility has been reinforced through the various R's comprising reduction, recycling, restoration, replacement and renewables.

## Reduction: Pelletisation

Pellets are small and hardened iron balls with a diameter of 10-20 mm, used as raw material for iron/steel manufacture. The pellets are made from iron ore fines and beneficiated low grade ore, which are abundantly available. Pellets are better for iron making over other feeds due to their uniform size, high metallisation rate and increased permeability in blast furnaces to optimise fuel consumption. Pellet use reduces carbon and harmful gas emissions (SO<sub>x</sub>, NO<sub>x</sub> and CO<sub>2</sub> particulate matters), moderates waste gas treatment, fuel gas desulphurisation, scrubbers, etc. Pelletising reduces Co<sub>2</sub> emission by 85%, SO<sub>x</sub> by 90% and NO<sub>x</sub> by 20% when compared to sintering. Due to their low silica content, pellets provide 30% energy savings because of low slag formation.

The Company continues to generate Gold Standard carbon credit.

At GPIL, while we are currently producing high quality billet from high grade pellet, we have also invested in iron ore beneficiation that makes it possible to utilise all available mineral resources including lean grade ores, mined wastes, processed tailings and blue dust fines accumulated at mine sites. Most of these resources exist as finer particles, while lean-grade ores require fine grinding for the liberation of associated gangue minerals. Finer fines resulting from the beneficiation process cannot usually be processed in a sintering plant and must be agglomerated in a pelletising plant.

Conventional beneficiation processes (flotation, electrostatic and magnetic separation, gravity methods and flocculation–dispersion using chemical reagents) are inefficient, energy-

intensive, costly and environmentally-toxic. The Company invested in modern technologies like crushing, milling, gravity or heavy media separation, screening and silica froth flotation to improve ore concentration and remove impurities.

## Reduce: Raw Materials

The Company is working with Fe value of the ore feed higher than 62%. By the virtue of working with low silica content, there is a reduction of flux in the furnace resulting in lower slag appetite and higher productivity. Besides, low alumina content improves the RDI by at least six points, moderates blast furnace coke rate by 14 kg per tonne of hot metal and increases productivity 30% under Indian operating conditions. The Company uses pellet and imported low ash coal for DRI/sponge iron production.

## Renewables: Co-generation power plant

To utilise the waste gas coming out of sponge iron manufacture, GPIL invested in aggregate waste heat recovery capacities of 42 MW (as on 31 March 2020). The DRI plant generates fuel gases at around 950°C from the sponge iron kiln; the Company achieved 85% waste heat recovery from these fuel gases and utilised them to produce steam and electrical energy. The Company's first captive power plant (capacity 7 MW) was the first in the world to be registered with CDM executive based for entitlement of carbon credits under the Kyoto Protocol. The Company continues to get Gold Standard carbon credits certificate which provides an additional source of revenue.

This aggregate co-generation investment has countered the emission of waste gas from our

manufacturing plants. The cumulative co-generation capacity is helping the Company meet ~95% of its power requirements. The Company's captive co-generation power plants are closed loop units resulting in the zero emission of hazardous gases. The Company also invested in 20 MW of biomass energy generation, validating its commitment to 'green' power.

## Restoration: Greening

GPIL planted 25688 trees in and around its manufacturing units in 2019-20. The Company also invested in emission control equipment. The Company reduced in-plant vehicular movement and increased loadability that moderated emissions and fuel consumption.

## Replacement: Coal gasification

The Company invested in a coal gasifier in 2015-16 to transform coal into syngas that can be used to efficiently produce clean energy, replacing conventional furnace oil heat for pellet making. Cost-effective syngas clean-up technology is key to achieving near-zero emissions from gasification-based power generation. Gasification-based systems provide the lowest cost option for capturing and sequestering carbon dioxide from coal use. Gasification, as opposed to combustion, is the most thermally efficient and cleanest way to convert the energy content of coal into electricity, hydrogen, clean fuels and value-added chemicals. Gasification avoids burning coal altogether: it turns coal into gas. One of the major environmental opportunities of this technology is that impurities can be entirely filtered when coal is transformed from a solid into a gas, alleviating environmental concerns of coal-fired power plants.

# Socially responsible

GPIL is a responsible and sensitive corporate.

The Company is not only driven by the need to make the world a better place through its products and revenues but also through a widening prosperity circle.

At GPIL, our corporate citizenship is defined by a number of priorities.

1

We believe that we are engaged in business to make the world a better place

2

We believe that our corporate propriety must extend to do those who are not connected with the Company in any way.

3

Our engagement in corporate social responsibility projects are aligned with national and regional priorities.

4

We focus on responsible engagement where we empower beneficiaries to assume control of their lives.





---

## Educational support

The Company has been instrumental in constructing a school for mentally handicapped children and maintain the same

The Company constructed a computer center in village Kachhe; it provided electrification and connection of power supply from CSEB to Govt. Middle School in Mandhar.

The Company provided financial aid to 'Udaan' Yojna of Raipur District Collector, addressing tribal education in Karma, Baiga and Bhunjia.

- Appointment of Community Teachers & Night Guards in Schools of nearby villages for promoting education
- Grant-in-aid for smooth operation of Aakanksha (Lions School for Mentally Handicapped), Raipur

• Tie-up with Computer Center for providing Free Computer Education for students (to promote Digital India) of nearby villages

- Financial Aid to "Friends of Tribal Society" for Ekal Vidyalaya in State of Chhattisgarh
- Financial Aid for Kopalvani Child Welfare Organisation, Raipur (C.G.)

---

## Health

- Awareness Program organised for Students in School
- Operating Free First Aid Health

Centre & 24x7 Free Ambulance Service for villagers

- Free 24x7 Fire Rescue Services provided in Nearby Villages

• Free 24x7 Emergency Ambulance Services provided in Nearby Villages

---

## Infrastructure Development

- Construction of CC Roads in nearby villages
- Repairing of Roads in nearby villages

- Construction of Cultural Stage for religious & cultural rituals
- Construction of Waiting Room at Muktidhaam in nearby villages

• Renovation & Maintenance of School Buildings & Premises

---

## Community Welfare

- Providing Safe Drinking Water supply by Water Tankers in nearby villages during Summer

- Maintenance of Muktidhaam in nearby villages
- Running Free Stitching & Tailoring Center for Tribal Women

- Deepening & Digging of Ponds for Water Conservation
- Drilling of Bore Well for providing Drinking Water Facility for tribal community



## Sports

- Financial Assistance to Players for Support & Encouragement of Sports

## Environment Conservation

- Maintenance of 102 Acre Land Green Belt Area (Oxy-Zone) in Siltara
- Plantation in 10 Acre Land for developing Green Belt Area in Siltara

- In order to conserve water for domestic purposes digging of new Pond (Shakti Talab) & Plantation work near cricket ground at Village Tanda
- Cleaning of Kolhan Nala (10km)

under Jal Shakti Abhiyaan of GOI

- Expenses on Maintenance of Garden & Plantation at Raipur District & Kanker District & Balod District of Chhattisgarh State



Oxy-Zone, Green Belt Development



AKVN Land, Green Belt Development



Digging of Ponds for Water Conservation



Development & Maintenance of "Make in India" Square, Raipur

# People

At GPIIL, people represent the knowledge that translates into strategy that translates into actions that influence our profitability. Over the years, the Company has strengthened its knowledge through on-the-job training, fair remuneration and extensive empowerment. This has enhanced people productivity, the very basis of business sustainability.



# How the Company responded to the COVID-19 impact

## The impact of COVID-19 on the global economy and our Company

### The outbreak of the pandemic

The COVID-19 pandemic disrupted the global economy and consumer sentiment starting December 2019. The virus was declared a global pandemic by the World Health Organisation in March 2020.

### The response

Most global governments declared lockdowns in successive phases. The Indian government implemented a national lockdown in late March 2020, which covered the comprehensive closure of offices, factories and public places.

### The Company's responsiveness

The Company moved with proactive speed in temporarily shutting its offices and manufacturing facilities. The Company worked on resuming production as per the guidelines of the Central and respective state governments.



#### OPERATIONS

- Serviced customers through manufacturing operations or inventory de-stocking
- Maximised precautions during product delivery
- Steel manufacturing operations were shut from 24th March 2020, steps taken to resume from 9th April 2020
- Plants reached near-normal capacity by the third week of May 2020
- The solar business continued operations without disruption



#### EMPLOYEES

- Started initiatives to protect mental, physical and financial well-being of employees
- Introduced high workplace safety / sanitation standards
- Transitioned to working from home wherever possible
- Engaged with each other through electronic video communication



#### INVESTORS

- Sustained focus on protecting the Balance Sheet
- Focused on cost rationalization
- The profitability of Q4 FY20 and Q1 FY 21 were affected on account of lower production and sales
- Protected liquidity to ensure smooth operations
- Opted for a moratorium on the principal and interest payment on term loans and cash credit from March to May 2020 (standalone basis). The Company is not seeking further deferments and repaid the deferred amounts to lenders.
- Subsidiary companies did not opt for any moratorium and fulfilled their obligations
- The solar power subsidiary prepaid its entire FY21 principal dues.

## OUTLOOK

- The Company expects to achieve normal operations from Q2 FY21
- A decline in borrowing rates could moderate interest outflow
- Sluggish demand could affect profitability

# Governance and sustainability

**Best over big:** At GPIL, we believe that success is derived from the best at what we can do. This is of critical relevance in the capital-intensive steel business marked by a perception that scale is more important than scope. We believe that most passionately run mid-sized steel company can deliver operating efficiencies better than larger competitors (as in our case). As an extension of this conviction, we believe that a focus on competence enhances asset utilisation, revenues and profitability leading to a reinvestment cycle that enhances scale. This validates what we have always believed: that passion generates scale and sustainability; not the other way around.

**No speculative positions:** At GPIL, we see our role as an efficient convertor of resource or raw material into finished products. This strategic clarity has translated into a few imperatives: investments in conversion efficiency, lower material use, high financial returns, enhanced quality focus and the complete absence of any speculative positions on our raw materials or finished products that could potentially distract us from our organisational focus. The result of this approach is not just a consistent focus on the manufacture of steel of the highest quality; it is also a focus on selling as much as we can as fast as we can, resulting in a short receivables cycle that protects our liquidity across market cycles.

**Integration:** At GPIL, we believe that in a business as a competitive as ours, success is derived from an aggregation of moderate margins across products. However, once these products are integrated, whereby one end product becomes the raw material for the other, the overall impact is anything but moderate. This integration represents the heart of our sustainability.

**Upstream security:** At GPIL, post 2007, we changed our strategy to focus on raw material integration and successfully invested and consummated our large upstream investments – iron ore mine and pellet manufacturing. The integration of these two have provided us with a broad-based foundation on which we wish to build to long-term growth in steel capacities and the long-term prospects of our business. We believe that pellets represent the future of raw material for secondary/primary steel manufacture (the way green fibre is being increasingly used in the manufacture of yarn) on account of their environment sustainability and the day is not far off when steel manufactured through this route will be statutorily recommended and consumed.

**Flexible portfolio:** At GPIL, the advantage of our integrated manufacturing architecture is its inherent flexibility. We can move from one product to another (producing less of one but more of the other) based on the market dynamics that translate into higher margins, strengthening our positioning as an RoCE- and RoE-driven company that seeks to be among the most profitable in its sector.

**No large capex:** At GPIL, we have taken a conscious decision to grow the business through moderate capital expenditure. This will strengthen our sustainability in some ways: help us draw our debt down faster, enhance our perspective of de-bottlenecking investments (nominal) with a quicker payback, increase our focus on generating more from less and accelerate our transition to value-added niches within our large commodity space.

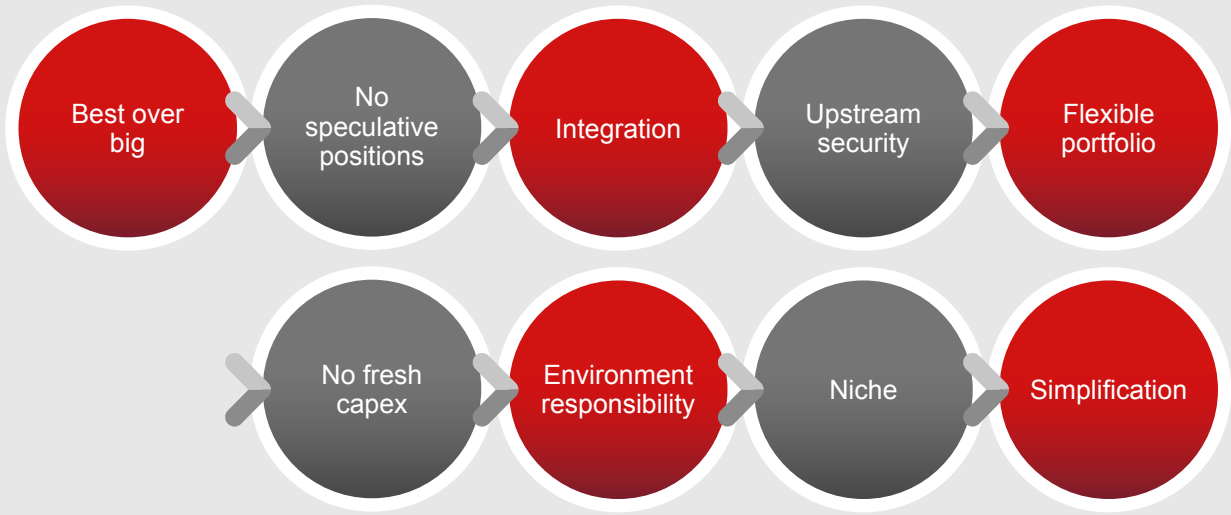
**Environment responsibility:** At GPIL, we believe there is a growing premium on the need to be environmentally responsible beyond what has been statutorily specified. We believe that environment responsibility enhances employee morale, community respect, stakeholders confidence and assurance. Interestingly, this

investment in environment protecting assets is not defensive; it has helped us moderate resource consumption and costs, strengthening our profitability. At GPIL, 'green' business has been good business as well.

**Niche:** At GPIL, even as we are present in a large commodity space, there is an emphasis on finding value-added niches. For instance, in the pellets business (42% of our revenues, 2019-20), we are seeking to manufacture a larger proportion of high-grade pellets (higher Fe content), addressed by a handful of global players. As downstream steel performance standards rise and quality tolerance limits decline, we foresee quality-focused steel manufacturers moving towards higher grade pellets, strengthening our profitability.

**Simplification:** At GPIL, we intend to simplify our organisational structure with the objective to close down a number of non-operating subsidiaries, merge them into GPIL and divesting non-core businesses. We believe that this restructuring will enhance simplicity and transparency.

## Reinforcing our sustainability



## How we evolved our surplus allocation discipline\*



\*Surplus refers to PAT plus depreciation

# Our Board of Directors

The Board of Directors has a combination of Executive and Non-Executive Directors. Five Independent Directors, two Non Executive Directors, four Executive Directors including MD. Accordingly, the Composition of the Board is in conformity with the Listing Agreement.

Except the Managing Director, only two Non- Executive Directors are liable to retire by rotation as per the provisions of the Companies Act, 1956.

The names and categories of the Director on the Board are as under:



**MR. BISWAJIT CHOUDHARI**  
*Chairman & Independent Director*

Mr. Biswajit Choudhari, B.Tec ( Hons), FICWA, aged 78 years, has five decades of experience in Engineering, Banking, Finance and Management. Shri Biswajit Choudhari graduated as a Mechanical Engineer from IIT, Kharagpur in 1963 is also a Fellow Member of ICWAI and Indian institute of Banking and Finance. He was Chairman of United Bank of India.



**MR. B.L. AGRAWAL**  
*Managing Director*

Mr. B.L. Agrawal aged 67 years has over 4 decades of experience is an Electronic Engineer, he is a first generation entrepreneur. While his family concentrated on its traditional trading business, it was his entrepreneurial spirit that laid the foundation of GPIL and the entry of the Agrawal family into the metals business.



**MR. ABHISHEK AGRAWAL**  
*Executive Director*

Mr. Abhishek Agrawal, youngest son of Shri B.L. Agrawal, aged 36 years, is a second generation entrepreneur. He is qualified in Masters Degree in International Business from Leeds University, U.K.

With his entrepreneurial spirit, he laid the foundation and then successful operation of Pellet Plant in GPIL. His managerial skill and leadership quality is exemplary. His competence strategically directs the Company.



**MR. DINESH AGRAWAL**  
*Executive Director*

Mr. Dinesh Agrawal aged 49 years is also a second generation entrepreneur and is associated with the GPIL and the group activities for over 2 decades, he is an Electrical Engineer and has been associated with the Company's Ferro alloys and steel rolling units in the past.



**MR. SIDDHARTH AGRAWAL**  
*Non Executive Director*

Shri Siddharth Agrawal aged 39 years, is an M.B.A. having more than a decade of experience in various capacities and presently he is Managing Director of Godawari Green Energy Limited (GGEL), a subsidiary of the Company, managing & overseeing the operation, which inter alia includes production, general administration and other associated matters etc.



**MR. PRAKHAR AGRAWAL**  
*Executive Director (w.e.f. 11.08.2020)*

Mr. Prakhar Agrawal, aged 25 years has been appointed as an Additional Whole-time Director of the Company w.e.f. 11.08.2020. He is the member of second generation of the Promoter Group. He has done his Graduation from London School of Economics and holds Diploma in Business Management from Century University, Coventry. He also holds Diploma in Management and Business Economics from University of Exeter. He looks after the Plant Operations and Purchases. He studied in behavioural Insight to Strategic decision Modelling, Social Innovation and Entrepreneurship.



**MR. VINOD PILLAI**  
*Executive Director*

Mr. Vinod Pillai, aged 52 years, is a commerce graduate having two decades of experience in Sales, Administration, Liaison, Logistics, and has played a vital role in commissioning of new projects of Hira Group of Industries.



**MR. DINESH GANDHI**  
*Non Executive Director*

Mr. Dinesh Gandhi aged 57 years is a fellow member of the Institute of Chartered Accountants of India and Institute of Company Secretaries of India, he brings to the table his 3 decades of experience in the areas of accounts, finance, project planning and financing. A dynamic financial analyst, his competence strategically directs the Company.



**MR. B. N. OJHA**  
*Independent Director*

Mr. B.N. Ojha aged 76 years, is Bachelor of Electrical Engineering from BIT Sindari having over four decades of experience. He served NTPC in various capacities till 2003. He was on the Board of various reputed companies like Nuclear Power Corporation, (Govt. of India Undertaking), Regional Electricity Boards, Northern Coal Fields Limited and Damodar Valley Corporation. He was a member of the Export Committee, Department of Atomic Energy, Govt. of India.



**MR. SHASHI KUMAR**  
*Independent Director*

Mr. Shashi Kumar, aged 74 years, having about 5 decades of rich experience in various fields, is a B.Sc. (Hons.) graduated in Mining Engineering from Indian School of Mines, Dhanbad and obtained his 2nd class Mine Managers Certificate of competency (in 1969) and 1st class Mine class Mine Managers Certificate of Competency (in 1970). Retired as Chairman of Coal India Ltd.



**MS. BHAVANA G. DESAI**  
*Woman Independent Director*

Ms. Bhavana G. Desai, aged 57 years is a Bachelor in Commerce from Bombay University having over two decades of experience in shares and security market activities. She was associated as a partner with a firm M/s G. B. Desai which is engaged in the business of dealing with securities.



**MR. HARISHANKAR KHANDELWAL**  
*Independent Director*

Mr. Harishankar Khandelwal, age 57 years is a Chartered Accountant, having over 3 decades of experience in the field of Corporate Planning and Strategy, Financial Analysis, Accounts & Auditing, Taxation, Costing /Budgeting, Finance, Business Development and Administration.

# Company Information

**CIN: L27106CT1999PLC013756**

## BOARD OF DIRECTORS

Mr. Biswajit Choudhuri	<i>Chairman (Independent Director)</i>
Mr. B.L. Agrawal	<i>Managing Director</i>
Mr. Abhishek Agrawal	<i>Executive Director</i>
Mr. Dinesh Agrawal	<i>Executive Director</i>
Mr. Vinod Pillai	<i>Executive Director</i>
Mr. Dinesh Gandhi	<i>Non-Executive Director</i>
Mr. Siddharth Agrawal	<i>Non-Executive Director</i>
Mr. Shashi Kumar	<i>Independent Director</i>
Mr. B. N. Ojha	<i>Independent Director</i>
Mr. Harishankar Khandelwal	<i>Independent Director</i>
Ms. Bhavna G. Desai	<i>Independent Woman Director</i>
Mr. Prakhar Agrawal	<i>Executive Director (w.e.f. 11.08.2020)</i>

## CFO

Mr. Sanjay Bothra *Chief Financial Officer*

## COMPANY SECRETARY

Mr. Y.C. Rao, *Company Secretary & Compliance Officer*

## AUDITORS

M/s. JDS & Co. *Chartered Accountants, Raipur (C.G.)*

## BANKERS

Canara Bank	IDBI Bank Ltd
State Bank of India	Indian Overseas Bank
Bank of Baroda	The Lakshmi Vilas Bank Ltd.
Axis Bank Ltd.	

## SECURITY / DEBENTURE TRUSTEE

Axis Trustee Services Limited  
IDBI Trusteeship Services Limited

## REGISTERED OFFICE & WORKS

Plot No.428/2, Phase I, Industrial Area,  
Siltara – 493 111, Dist. Raipur, Chhattisgarh, India  
Tel: +91 – 771 4082333; Fax: +91 771 4082234

## CORPORATE OFFICE

First Floor, Hira Arcade, Near New Bus Stand, Pandri,  
Raipur – 492 004, Chhattisgarh, India  
Tel.: +91-771-4082001  
Email: yarra.rao@hiragroup.com



# Directors' Report

## To the Members,

Your Directors have pleasure in presenting the 21st Annual Report on the business & operations of the Company together with the Standalone and Consolidated Audited Financial Statement for the year ended 31st March 2020.

## 1. FINANCIAL HIGHLIGHTS:

(₹ in crores)

Particulars	Standalone		Consolidated	
	2019-20	2018-19	2019-20	2018-19
<b>Gross Revenue from operations</b>	<b>2774.01</b>	<b>2875.25</b>	<b>3,288.53</b>	<b>3321.64</b>
Other Income	2.88	3.00	4.65	5.83
<b>Total Revenue</b>	<b>2776.89</b>	<b>2878.25</b>	<b>3,293.18</b>	<b>3327.47</b>
<b>Operating expenses</b>	<b>2333.99</b>	<b>2255.62</b>	<b>2664.28</b>	<b>2532.27</b>
<b>Profit before Interest, Depreciation, Tax and Amortization (EBIDTA)</b>	<b>442.90</b>	<b>622.63</b>	<b>628.90</b>	<b>795.20</b>
Finance Costs	153.66	182.13	211.93	252.61
Depreciation and amortization expenses	91.60	90.51	136.90	132.85
<b>Profit/(loss) before exceptional item and tax</b>	<b>197.64</b>	<b>349.99</b>	<b>280.07</b>	<b>409.74</b>
<b>Exceptional item</b>	<b>-</b>	<b>-</b>	<b>10.28</b>	<b>-</b>
<b>Profit/(Loss) Before Taxation</b>	<b>197.65</b>	<b>349.99</b>	<b>269.79</b>	<b>409.74</b>
Taxation (including Deferred Tax)	76.24	136.73	95.36	152.91
<b>Profit/(Loss) after Taxation (PAT)</b>	<b>121.40</b>	<b>213.26</b>	<b>174.43</b>	<b>256.83</b>
Add: Share of Profit/(Loss) of Associates & Joint Ventures (after tax)	-	-	2.81	3.84
Other Comprehensive Income	(1.68)	(3.10)	(11.13)	(13.85)
<b>Total Comprehensive Income for the period comprising profit/(loss) &amp; other comprehensive income for the period</b>	<b>119.72</b>	<b>210.16</b>	<b>166.11</b>	<b>246.81</b>

## 2. REVIEW OF PERFORMANCE:

The Financial Year 2019-20 was yet again another challenging year for Indian economy and business in view of continued US-China trade dispute and slow down in automobile industry and over weak investment climate, which lead to fall in Indian GDP to 4.2%. In view of overall weak economic environment, the demand for iron & steel products has also been impacted, leading to fall in selling prices of finished products. However, due to fall in production of iron ore in mines of vale in Brazil, the iron ore prices in international markets remained at elevated level.

Despite the challenging environment, your Company's performance during the year has been satisfactory, in view of

higher demand for iron ore & iron ore pellets in international market. However, in view of fall in selling prices of finished iron & steel products, operating margins/EBIDTA margins of the Company was impacted on consolidated basis. The Company continues to make efforts to divert part of its pellet production to global market during the year and exports sales (including merchant export) increased by 80.39% over last financial year. The sales revenue and operating margins of the Company also impacted due to nation-wide lockdown consequent upon outbreak of Covid-19 pandemic in last week of March. As communicated in our last reports, the Company's efforts for making grade pellet has been successful and your Company has initially started utilizing the high grade pellet for captive consumption for making high grade steel billets and



initial results have been very encouraging. Your company is aiming to make 100% of high-grade pellet going forward. Given the above backdrop, the highlight of standalone & consolidated results are given below:

#### **Standalone Operations:**

- Revenue from operations for the year decreased by 3.52% to ₹2774.01 Crores as compared to ₹2875.25 Crores achieved during previous Financial Year.
- EBITDA for the year decreased by 28.87% to ₹442.90 Crores as compared to EBITDA of ₹622.63 Crores achieved in previous Financial Year.
- Profit after tax decreased by 43.07% to ₹121.40 Crores as compared to net profit of ₹213.26 Crores in previous Financial Year.
- Net debt of the Company at the end of year stood at ₹1214.02 Crores as against ₹1390.70 Crores in previous year, reduction by ₹176.68 crores.

#### **Consolidated Operations:**

- Revenue from operations for the year decreased marginally by 0.99% to ₹3288.53 Crores as compared to ₹3321.64 Crore during the previous Financial Year;
- EBITDA for the year decreased by 20.91% to ₹628.90 Crores as compared to EBITDA of ₹795.20 Crores achieved during previous Financial Year.
- Profit after tax during the year decreased by 32.30% to ₹177.24 Crores as compared to net profit after tax of ₹260.66 Crores during previous Financial Year.
- The net debt on consolidated basis stood at ₹1696.73 Crores at the end of the year as compared to ₹1894.05 Crores at the end of previous year, a reduction of ₹188.82 Crores.

The Company has during the year increased production volumes across the iron & steel products, however in view of fall in realization, EBITDA margin impacted by 28.87%, although the fall in sales revenue was marginal due to higher production volumes.

### **3. DIVIDEND:**

In view of Company's stated objective of debt utilisation of cash flow for reduction and thereby creating long term shareholders value, the Board of Directors of the your Company have not recommended payment of any dividend for the year under review. The Board will review the dividend policy in due course of time.

### **4. FINANCE:**

The management of your Company has decided to considerably reduce the debt and utilize the majority of net cash flow from operations for debt repayment and bring the debt of the Company to considerably low level and even to make it debt free. Your Company has made significant progress towards debt reduction and accordingly your Company and its subsidiaries have been regular in making prepayment of debt. Besides repayment of scheduled

installments of term loans along with interest thereon, your Company along with its subsidiary has made pre-payment of debt of ₹188.82 crores during the year (Previous year ₹238.15 crores) on consolidated level.

### **5. SHARE CAPITAL:**

There is no change in the capital structure of the Company during the year under review.

As on 31st March, 2020, the paid up Equity Share Capital of the Company was ₹35.24 Crores divided into 3,52,36,247 Equity Shares of ₹10 each/-.

During the year under review, the Company has not issued any shares with differential voting rights nor granted stock options nor sweat equity. As on 31st March, 2020, the Company has not issued any convertible instruments and none of the Directors of the Company hold convertible instruments of the Company.

The equity shares of the Company representing 99.99% of the share capital are dematerialized as on 31st March, 2020. The dematerialization facility is available to the shareholders of the Company from both the depositories namely National Securities Depository Limited (NSDL) and Central Depository Services (India) Limited (CDSL). The Depositories has allotted the ISIN: INE177H01013 to the Company for dematerialization of shares of the Company.

### **6. EXPANSION/NEW PROJECTS:**

Your Company over the last few years have adopted strategy to increase the volume of business by debottlenecking the existing manufacturing capacities and improving the product quality to produce high grade iron & steel products, without resorting to large capital expenditure in line with Company's strategy to reduce the long term debt of the Company. Accordingly your Company has during year completed project for setting up of hot rolling mill with a capacity of 4,00,000 TPA and Iron Ore Beneficiation Plant with capacity of 10,00,000 TPA, which have commenced commercial operations with effect from 25.02.2020. With completion of rolling mill and iron ore beneficiation plant, your Company has completed the full debottlenecking in steel making value chain and started making high grade iron ore pellets and steel billets. The capacity enhancement project for increasing capacity of iron ore pellet plant from 600,000TPA to 690,000 TPA in Company's subsidiary Ardent Steel Ltd has also completed during the year with negligible capex and started the production of increased quantity of iron ore pellets.

### **7. MERGER OF JAGDAMBA POWER & ALLOYS LTD (JPAL)**

The proposal for demerger of 25 MW Power generation facility of JPAL (JPAL Power Plant) and merger of the same with your Company (GPIL), was approved by the Board of Directors of both GPIL and JPAL, in their respective meetings held on 24.12.2019 and subsequently by the stock exchanges in the month of April, 2020. However, due to outbreak of the COVID 19 and its aftermath affect, the application for obtaining the permission of the NCLT for convening the meetings of the

shareholders and creditors of the Company could not be filed since the NCLT was not accepting such applications due to lockdown restrictions. As soon as the NCLT becomes operational, the application will be filed for convening the meetings of the shareholders and creditors of the Company and further formalities in connection with the merger process shall be completed.

In view of your Company's requirement of additional electric power at competitive cost for its integrated steel plant in Chhattisgarh and in view of strategic location the JPAL power plant, the management of your Company decided to acquire the JPAL power plant under a share swap deal. Upon the completion of the process, the captive power generation capacity of your Company shall stand increased to 98MW. Your Company is already holding 33.96% stake in the JPAL and the supply of electricity from JPAL power plant started during the previous year under a Power Purchase Agreement with JPAL under captive arrangement, which has resulted into de-bottlenecking of power capacity for captive consumption in the steel plant of your Company.

#### **8. ANNUAL RETURN:**

The extract of the Annual Return for the period under review is enclosed herewith as **ANNEXURE 01**. The Annual Return will be placed on the website of the Company after the conclusion of the ensuing Annual General Meeting.

#### **9. NUMBER OF MEETINGS OF BOARD:**

During the period under review, five Board Meetings were convened and held, the details of which are given in the Corporate Governance Report

#### **10. DIRECTORS' RESPONSIBILITY STATEMENT:**

Your Directors make the following statements in terms of Section 134(3)(c) of the Companies Act, 2013 based on the representations received from the operating management and Chief Financial Officer of the Company:

- a) That in the preparation of the annual accounts, the applicable accounting standards have been followed along with proper explanation relating to material departures;
- b) That your Directors have selected such accounting policies and applied them consistently, and made judgment and estimates that are reasonable and prudent so as to give a true and fair view of the state of affairs of the Company at the end of the Financial Year and of the profit of the Company for that period;
- c) That your Directors have taken proper and sufficient care for the maintenance of adequate accounting records in accordance with the provisions of this Act for safeguarding the assets of your Company and for preventing and detecting fraud and other irregularities;
- d) That your Directors have prepared the annual accounts on a going concern basis;

- e) That your Directors have laid down proper internal financial controls to be followed by the Company and that such financial controls are adequate and were operating effectively; and
- f) That your Directors have devised proper systems to ensure compliance with the provisions of all applicable laws and that such systems were adequate and operating effectively.

#### **11. STATEMENT ON DECLARATION BY INDEPENDENT DIRECTOR:**

All Independent Directors of the Company have given declarations as required under the provisions of Section 149 (7) of the Companies Act, 2013 stating that they meet the eligibility criteria of independence as laid down under section 149(6) of the Companies Act, 2013 and Regulation 25 of Securities and Exchange Board of India (Listing Obligations and Disclosure Requirements) Regulations, 2015.

#### **12. SEPERATE MEETING OF INDEPENDENT DIRECTORS:**

During the year under review, the Independent Directors held their separate meeting on 10th February, 2020 inter alia, to discuss:

- Review the performance of Independent Directors.
- Review the performance of the Non-Independent Directors.
- Review the performance of the committees and Board as a whole.
- Review the performance of the Chairman of the Company, taking into account the views of Executive Directors and Non Executive Directors.
- Assess the quality, quantity and timeliness of flow of information between the Company management and the Board that is necessary for the Board to effectively and reasonably perform their duties

#### **13. NOMINATION AND REMUNERATION COMMITTEE AND ITS POLICY:**

Company's Policy on Directors Appointment and Remuneration including criteria for determining qualification, positive attributes, independence of directors and other matters provided under section 178(3) of the Companies Act, 2013 is attached herewith as **ANNEXURE-02** and is also placed at the website of the Company at [www.godawaripowerispat.com](http://www.godawaripowerispat.com).

The Nomination and Remuneration Committee consists of three Independent Directors. More details are given in the Corporate Governance Report.

#### **14. AUDITORS:**

##### **Statutory Auditors**

Pursuant to the provisions of Section 139 of the Act and the rules framed thereafter, M/s JDS and Co., Chartered Accountants, were appointed as Statutory Auditors of the

Company for a term of five consecutive Financial Years from the conclusion of Annual General Meeting held on 25.09.2017 till the conclusion of the Annual General Meeting of the Company to be held in the year 2022.

#### **Cost Auditors**

Pursuant to the provisions of Section 148 of the Companies Act, 2013 read with the Companies (Cost Record and Audit) Amendment Rules 2014 M/s Sanat Joshi & Associates has been appointed as cost auditors for conducting Cost Audit for the Financial Year under review.

#### **Internal Auditors**

M/s. OPS & Co, Chartered Accountants were appointed as Internal Auditors for the Financial Year under review.

#### **Secretarial Audit**

Pursuant to the provisions of Section 204 of the Companies Act, 2013 and The Companies (Appointment and Remuneration of Managerial Personnel) Rules, 2014, the Company has appointed M/s. Jain Tuteja & Associates, a firm of Company Secretaries in Practice to undertake the Secretarial Audit of the Company.

### **15. AUDITOR'S REPORTS:**

#### **Statutory Auditors**

There are no qualifications, reservations, adverse remarks or disclaimers in the statutory Auditor's Report on the financial statements of the Company for the Financial Year 2019-20 and hence does not require any explanations or comments by the Board.

#### **Frauds reported by the Auditors:**

No frauds have been reported by the Auditor during the Financial Year 2019-20.

#### **Secretarial Audit**

The Secretarial Audit Report received from the Secretarial Auditor of the Company for the Financial Year 2019-20 is annexed herewith as **ANNEXURE-03**.

The Company's subsidiary companies namely Godawari Green Energy Limited (GGEL) and Ardent Steel Limited (ASL), being the material subsidiaries of the Company, in accordance with Regulation 24A of Securities Exchange Board of India (Listing Obligations and Disclosure Requirements) 2015 have also obtained Secretarial Audit Reports which are annexed herewith collectively as **ANNEXURE-04**.

There are no qualifications, reservations, adverse remarks or disclaimers in the Secretarial Auditor's Report on secretarial and other applicable legal compliances to be made by the Company and its Material Subsidiary Companies for the Financial Year 2019-20 and hence does not require any explanations or comments by the Board.

### **16. PARTICULARS OF LOANS, GUARANTEES OR INVESTMENTS:**

The particulars of loans given and investments made by the Company as covered under the provisions of Section 186 of the Companies Act, 2013 are given in Standalone Financial Statements (Ref. Notes 5 and 6). Your Company

has not extended corporate guarantee on behalf of any other Company.

### **17. TRANSFER TO RESERVES:**

Your Company has transferred an amount of ₹8.05 Crores to the General Reserves Account during the Financial Year 2019-20 from Debentures Redemption Reserve Account since all the outstanding Debentures amounting to ₹29.79 crores have been redeemed during the Financial Year 2019-20.

### **18. TRANSFER OF UNPAID & UNCLAIMED DIVIDEND & SHARES TO INVESTOR EDUCATION AND PROTECTION FUND:**

Pursuant to the provisions of Section 125 of the Companies Act, 2013, the outstanding amount of dividend which remained unpaid or unclaimed for a period of seven years and shares whose dividend was unpaid/unclaimed for seven consecutive years have been transferred by the Company, from time to time on due dates, to the Investor Education and Protection Fund.

During the year under review, the Company has credited ₹2,57,148/- to the Investor Education and Protection Fund (IEPF) pursuant to Section 125 of the Companies Act, 2013/ Section 205C of the Companies Act, 1956 read with the Investor Education and Protection Fund (Awareness and Protection of Investors) Rules, 2001 relating to the Dividend paid by the Company for FY 2011-12.

During the year under review, the Company has also transferred 1,967 Equity Shares to the Investor Education and Protection Fund (IEPF) relating to 40 shareholders of the Company, whose dividend were unclaimed/unpaid for seven consecutive years, pursuant to Section 125 of the Companies Act, 2013 read with the Investor Education and Protection Fund (Awareness and Protection of Investors) Rules, 2001 and the Investor Education and Protection Fund Authority (Accounting, Audit, Transfer and Refund) Rules, 2016.

Pursuant to the provisions of Investor Education and Protection Fund (Uploading of information regarding unpaid and unclaimed amounts lying with companies) Rules, 2012, the Company has uploaded the details of unpaid and unclaimed amounts lying with the Company, as on 10th August 2019 (date of last Annual General Meeting) on the Company's website ([www.godawaripowerispat.com](http://www.godawaripowerispat.com)) at Investors Information – Unclaimed Dividend) and on the website of the Ministry of Corporate Affairs.

Any person, whose unclaimed or unpaid amount has been transferred by the Company to IEPF may claim their refunds to the IEPF authority. For claiming such amount, claimant needs to file form IEPF-5 along with requisite documents. The detailed procedure for claiming shares and Dividend Amount has been uploaded on the Website of the Company ([www.godawaripowerispat.com](http://www.godawaripowerispat.com)) at Investors Information – Unclaimed Dividend) and also available on the website of IEPF ([www.iepf.gov.in](http://www.iepf.gov.in)).

The Company has initiated necessary action for transfer of shares in respect of which dividend has not been paid or claimed by the members consecutively since 2012-13.

The Nodal Officer for the purpose of IEPF is Company Secretary and the website address is [www.godawaripowerispat.com](http://www.godawaripowerispat.com).

## 19. MATERIAL CHANGES AFFECTING THE FINANCIAL POSITION:

There are no material changes and commitments affecting the financial position of the Company occurred between the 01st April, 2020 and the date of this report except closure of the operations of the Company due to lockdown imposed in view of outbreak of COVID 19 since 23rd of March, 2020 till middle of May, 2020. The Company's management has made initial assessment of impact on business and financial risks on account of COVID-19. Considering that the plant was closed down on account of nation-wide lockdown since 24th March, 2020 and as a result of lockdown the volume for the month of March 2020 has been impacted to some extent. However, in view of higher volume of operations during the rest of the month and year, there was no major impact on financials of the Company for the year ended 31st March, 2020. Subsequently, in view of classification of iron & steel Industry as essential commodity, the Company has resumed operations in phased manner in April 2020 & from middle of May 2020 all plants are in normal operation after obtaining necessary approval from the appropriate Government agencies. The Company is taking full measure to protect the health & safety of the employees. Further the Company has made detailed assessment of its liquidity position for the next one year and of the recoverability and carrying values of its assets comprising Property, Plant and Equipment, Intangible

assets, Trade receivables, Inventory and Investments and has concluded that there are no material adjustments required in the financial statements. Barring unforeseen circumstances, the management believes that the impact of the Covid-19 outbreak on the business and financial position of the Company is not likely to be significant at this stage, unless the corona impacted cases further increase in the area of operations of the Company. The management does not see any risks in the Company's ability to continue as a going concern and meeting its liabilities as and when they fall due, except temporary deferment in instalment of long term loan and interest on loans availed from banks for the period of March 2020 to May 2020, which has since been paid to all banks. The Company is monitoring the situation closely and will take appropriate measures depending on the evolving situation.

## 20. ENERGY CONSERVATION, TECHNOLOGY ABSORPTION AND FOREIGN EXCHANGE EARNINGS AND OUTGO:

The information on conservation of energy, technology absorption and foreign exchange earnings and outgo stipulated under Section 134(3) (m) of the Companies Act, 2013 read with Rule 8 of The Companies (Accounts) Rules, 2014, is annexed herewith as **ANNEXURE 05**.

## 21. DEVELOPMENT AND IMPLEMENTATION OF RISK MANAGEMENT POLICY:

The Company has adopted a Risk Management Policy to identify and evaluate business risks associated with the operations and other activities of the Company and formulated risk mitigations strategies.

## 22. AUDIT COMMITTEE COMPOSITION:

The Audit Committee consists of following four Independent Directors all having financial literacy.

Sl. No.	Name	Designation
1.	Mr. Biswajit Choudhuri	Chairman (Independent Non-Executive Director)
2.	Mr. Bhrigu Nath Ojha	Member (Independent Non-Executive Director)
3.	Mr. Harishankar Khandelwal	Member (Independent Non-Executive Director)
4.	Ms. Bhavna Desai	Member (Independent Non-Executive Director)

More details are given in the Corporate Governance Report.

## 23. RISK MANAGEMENT COMMITTEE:

The Company has constituted a Risk Management Committee of the Board ("Risk Management Committee") pursuant to resolution of the Board dated 29.09.2012. The Risk Management Committee consists of Three Independent Directors and Two Executive Directors. The detailed composition of the members of the Risk Management Committee at present is given below:

Sl. No.	Name	Designation
1.	Mr. Biswajit Choudhuri	Chairman (Independent Non-Executive Director)
2.	Mr. B.L. Agrawal	Member (Managing Director)
3.	Mr. Abhishek Agrawal	Member (Executive Director)
4.	Mr. Bhrigu Nath Ojha	Member (Independent Non-Executive Director)
5.	Mr. Shashi Kumar	Member (Independent Non-Executive Director)



The committee met twice during the year 2019-20 and the attendance of the members at these meetings are as follows:

Name of the Chairman/ Member and Date of Meeting	Mr. Biswajit Choudhuri	Mr. B.L. Agrawal	Mr. Abhishek Agrawal	Mr. Bhrigu Nath Ojha	Mr. Shashi Kumar
30.04.2019	Present	Present	Present	Present	Present
11.02.2020	Present	Present	Present	Present	Present

The Company has formulated a Risk Management Policy pursuant to the provisions of Companies Act, 2013. The risk management issues are discussed in detail in the report of Management Discussion and Analysis.

#### **24. CORPORATE SOCIAL RESPONSIBILITY COMMITTEE:**

The Company has constituted a CSR Committee of the Board ("CSR Committee") pursuant to resolution of the Board dated 15.03.2014.

The Board of Directors at its meeting held on 15.03.2014 approved the powers, role and terms of reference of the CSR Committee in accordance with the provisions of Section 135 of the Companies Act, 2013, and policy framed thereunder has been disclosed on the website of the Company at [http://godawaripowerispat.com/wp-content/uploads/csr/csrpolicy\\_2014.pdf](http://godawaripowerispat.com/wp-content/uploads/csr/csrpolicy_2014.pdf). The CSR Committee consists of One Independent Director and Two Executive Directors. The detailed composition of the members of the CSR Committee at present is given below:

S. No.	Name	Designation
1.	Mr. Shashi Kumar	Chairman (Independent Non-Executive Director)
2.	Mr. Abhishek Agrawal	Member (Executive Director)
3.	Mr. Vinod Pillai	Member (Executive Director)

The committee met twice during the year 2019-20 and the attendance of the members at these meetings are as follows:

Name of the Chairman/ Member and Date of Meeting	Mr. Shashi Kumar	Mr. Abhishek Agrawal	Mr. Vinod Pillai
30.04.2019	Present	Present	Present
11.02.2020	Present	Present	Present

#### **CSR Committee's Responsibility Statement:**

CSR Committees hereby states that the implementation and monitoring of CSR activities, is in compliance with CSR objectives and Policy of the Company.

#### **25. ANNUAL REPORT ON CSR ACTIVITIES:**

The Annual Report on CSR activities initiated and undertaken by the Company during the year under review is annexed herewith as an **ANNEXURE-06**.

#### **26. ANNUAL EVALUATION OF BOARD ETC.:**

The Nomination and Remuneration Committee has formulated criteria for evaluation of the performance of the each of the directors of the Company. On the basis of said criteria, the Board and all its committees and directors have been evaluated by the Board of the Directors and Independent Directors of the Company.

#### **27. RELATED PARTY TRANSACTIONS:**

All related party transactions that were entered into by the Company during the year under review were on arms length basis and were in the ordinary course of business. There are no materially significant related party transactions made by the Company with promoters, directors, key managerial personnel or related parties which may have a potential conflict with the interest of the Company at large.

#### **28. CHANGES IN NATURE OF BUSINESS:**

The Company has been engaged in the business of mining of captive iron ore and manufacturing the Iron Ore Pellets,

Sponge Iron, Steel Billets, Wire Rods, HB Wires with generation of Power for captive consumption. The Company is also engaged in generation & sale of Solar Power under long term PPA through subsidiary Company. There is no change in the nature of business of the Company during the year under review.

#### **29. CHANGES IN DIRECTORS & KEY MANAGERIAL PERSONNELS:**

During the period under review, Shri B.L. Agrawal has been re-appointed as Managing Director of the company for a further period of 5 years with effect from 12.08.2020 and Shri Prakhari Agrawal has been appointed as Additional Director and Whole time Director on the Board of the company with effect from 11.08.2020. No other Directors and Key Managerial Personnel were appointed or re-appointed in the Company.

In accordance with the provisions of Section 152(6) (c) of the Companies Act, 2013 and the Company's Articles of Association, Mr. Dinesh Gandhi and Mr. Vinod Pillai, Directors of the Company retires by rotation at the ensuing Annual General Meeting and being eligible offers themselves for reappointment.

#### **30. CHANGES IN STATUS OF SUBSIDIARY, JOINT VENTURES AND ASSOCIATE COMPANIES:**

There were no changes, in the status of Subsidiaries/ Associates of the Company.

Your Company has also not entered into any new Joint Venture nor terminated any existing Joint Venture during the year under review.

### **31. PERFORMANCE AND FINANCIAL POSITION OF SUBSIDIARY AND JOINT VENTURE COMPANIES:**

#### **Ardent Steel Limited (ASL):**

During the year, ASL produced 687360 MTs of iron ore pellets & sold 742232 MTs of pellets in the market. The Company achieved gross sales of ₹417.05 crores, EBIDTA of ₹101.26 Crores & PAT of ₹52.68 crores during year as compared to gross sales of ₹353.98 crores, EBIDTA of ₹91.52 Crores & PAT of ₹44.09 crores during the previous year. The outstanding debt of the Company at the end of the year stood at ₹76.52 crore as against ₹113.60 crore outstanding as on 31st March, 2019 which is a reduction of ₹37.08 crore from last year.

#### **Godawari Green Energy Limited (GGEL)**

During the year, the GGEL generated 90.98 million units in FY20 as compared to 84.91 million units generation in FY19 registering a growth of 7.15%. The generation was better on account of better DNI during the year. The net revenue, EBIDTA & Loss for the period of the Company stood at ₹100.25 crore, ₹74.54 crore & ₹0.21 crore respectively during the year as compared to ₹92.84 crore, ₹81.11 crore & ₹1.03 crore respectively during previous year. The outstanding debt of the Company at the end of the year stood at ₹422.35 crore which is a reduction of ₹35.54 crore from last year debt of ₹457.89 crore.

The performance and financial position of the Company's subsidiaries namely Ardent Steel Limited; Godawari Green Energy Limited and Godawari Energy Limited, Associate Companies namely Jagdamba Power & Alloys Limited; Hira Ferro Alloys Limited for the Financial Year 2019-20 are given in **ANNEXURE 07**.

The results of Associate Company viz., Chhattisgarh Ispat Bhumi Limited and Joint Venture Companies namely Raipur Infrastructure Company Limited and Chhattisgarh Captive Coal Mining Limited were not audited at the time of finalization of the Financial Statements of the Company and the results of Hira Energy Limited, Step down Subsidiary, are not given since they have insignificant impact on the overall consolidated position of the Company.

However, Godawari Energy Limited and Chhattisgarh Captive Coal Mining Limited have not yet commenced their commercial operations and their projects have been abandoned.

### **32. DEPOSITS:**

The Company has not accepted any deposit from the public falling within the ambit of Section 73 of the Companies Act, 2013 and The Companies (Acceptance of Deposits) Rules, 2014.

### **33. SIGNIFICANT AND MATERIAL ORDERS PASSED BY THE REGULATORS OR COURTS:**

There are no significant and material orders passed by the Regulators/Courts which would impact the going concern status of the Company and its future operations.

### **34. INTERNAL FINANCIAL CONTROLS:**

The Company has in place adequate internal & financial controls with reference to financial statements. During the year, such controls were tested and no reportable material weakness in the design or operations were observed.

### **35. INTERNAL CONTROL SYSTEMS AND THEIR ADEQUACY:**

The Company has an internal control system commensurate with the size and scale and complexity of its operations. The scope and authority of Internal Audit functions have been defined in the Internal Audit scope of work to maintain its objectivity and independence, the Internal Audit functions reports to the Chairman of the Audit Committee of the Board.

The Internal Audit department monitors and evaluates the efficacy and adequacy of internal control system in the Company, its compliance with operating system, accounting procedures and policies of the Company and its subsidiaries. Based on the report of the Internal Auditors, process owners undertake corrective actions in their respective areas and thereby strengthen the control. Significant Audit observations and corrective actions thereon are presented to the Audit Committee of the Board.

### **36. MAINTENANCE OF COST RECORDS:**

The Company is required to maintain cost records of the Company as specified under Section 148 (1) of the Companies Act, 2013. Accordingly, the Company has properly maintained cost records and accounts.

### **37. DISCLOSURE UNDER THE SEXUAL HARASSMENT OF WOMEN AT WORKPLACE (PREVENTION, PROHIBITION AND REDRESSAL) ACT, 2013:**

The Company has in place an Anti-Sexual Harassment Policy in line with the requirements of the Sexual Harassment of Women at the Work Place (Prevention, Prohibition and Redressal) Act, 2013. Internal Complaints Committee (ICC) has been set up to redress complaints received regarding sexual harassment. All employees (Permanent, Contractual, Temporary, Training) are covered under this Policy. However, no complaints have been received during the year 2019-20.

### **38. VIGIL MECHANISM / WHISTLE BLOWER POLICY:**

The Board of Directors have established 'Whistle Blower Policy' and 'Code of Conduct' for the directors & employees of the Company as required under the provisions of Sec.

177 of the Companies Act, 2013 read with Rule 7 of the Companies (Meeting of Board and its powers) Rules, 2014 and Regulation 22 of Securities and Exchange Board of India (Listing Obligations and Disclosure Requirements) Regulations, 2015.

The said policy has been properly communicated to all the directors and employees of the Company through the respective departmental heads and the new employees are being informed about the Vigil Policy by the Personnel Department at the time of their joining.

### 39. PARTICULARS OF EMPLOYEES:

The information required pursuant to Section 197 (12) read with Rule 5 (1) of Companies (Appointment and Remuneration of Managerial Personnel) Rules, 2014 in respect of employees of the Company is given in ANNEXURE 08. The Statement showing the names and other particulars of the employees of the Company as required under Rule 5 (2 &3) of Companies (Appointment and Remuneration of Managerial Personnel) Rules, 2014 is not required to be furnished since none of the employees of the Company has received remuneration in excess of the remuneration mentioned in the above mentioned Rule 5 (2) during the Financial Year 2019-20 except Mr. B.L Agrawal (Managing Director), Mr. Abhishek Agrawal (Executive Director) and Mr. Dinesh Agrawal (Executive Director) whose details are given below:

Particulars	Details		
Name	Mr. Bajrang Lal Agrawal	Mr. Abhishek Agrawal	Mr. Dinesh Agrawal
Designation	Managing Director	Whole Time Director	Whole Time Director
Remuneration Paid	₹2.40 Crore per annum	₹1.96 Crore per annum	₹1.80 Crore per annum
Nature of employment, Whether contractual or otherwise	Permanent	Permanent	Permanent
Qualifications and Experience of the employee	B.E (Electrical) and has a experience of more than 40 years in cement, steel, power and mining sectors.	B.E. (Electronics) & Masters degree in International Business from University of Leeds and has experience of more than 8 years.	Electronic Engineer and experience in business for over 15 years.
Date of commencement of employment	17.08.2002	09.11.2011	21.09.1999
The age of such employee	66	36	49
The last employment held by such employee before joining the Company	N.A.	N.A.	N.A.
The percentage of equity shares held by the employee in the Company within the meaning of clause (iii) of sub rule (2) above	Individually Holding: 4.91% Spouse Holding: 4.33% Total holding along with spouse: 9.24%	Individually Holding: 0.24%	Individually Holding: 5.24%
Whether any such employee is a relative of any director or manager of the Company and if so, name of such director or manager	Shri Abhishek Agrawal and Shri Siddharth Agrawal	Shri Bajrang Lal Agrawal and Shri Siddharth Agrawal	None

### 40. CORPORATE GOVERNANCE REPORT:

Pursuant to provisions of Regulation 34 of the SEBI (Listing Obligations and Disclosure Requirements) Regulations 2015, a separate section on corporate governance practices followed by the Company, together with a certificate from the Company's Auditors confirming compliance and a certificate of non-disqualification of directors from Practicing Company Secretary forming an integral part of this Report is given as ANNEXURE 09.

### 41. BUSINESS RESPONSIBILITY REPORT:

The 'Business Responsibility Report' (BRR) of your Company for the year 2019-20 forms part of this Annual Report as required under Regulation 34(2)(f) of the SEBI (Listing Obligations and Disclosure Requirements) Regulations, 2015 is given as ANNEXURE 10. Your Company strongly believes that sustainable and inclusive growth is possible by using the levers of environmental and social responsibility while setting targets and improving economic performance to ensure business continuity and rapid growth.



---

## **42. MANAGEMENT DISCUSSION AND ANALYSIS REPORT:**

Pursuant to provisions of Regulation 34 of the SEBI (Listing Obligations and Disclosure Requirements) Regulations 2015, a separate management discussion and analysis report which forms an integral part of this Report is given as ANNEXURE 11.

Place: Raipur  
Date: 11.08.2020

## **43. ACKNOWLEDGEMENTS:**

The Board expresses its sincere gratitude to the shareholders, bankers/lenders, Investors, vendors, State and Central Government authorities and the valued customers for their continued support. The Board also wholeheartedly acknowledges and appreciates the dedicated efforts and commitment of all employees of the Company.

For and on behalf of Board of Directors

**B.L. Agrawal**  
Managing Director

**Abhishek Agrawal**  
Executive Director

**ANNEXURE-01****Form No. MGT-9****EXTRACT OF ANNUAL RETURN**

As on the Financial Year ended on 31.03.2020

[Pursuant to section 92(3) of the Companies Act, 2013 and rule 12(1) of the Companies (Management and Administration) Rules, 2014]

**I. REGISTRATION AND OTHER DETAILS**

CIN	L27106CT1999PLC013756
Registration Date:	21.09.1999
Name of the Company:	Godawari Power and Ispat Limited
Category / Sub-Category of the Company:	Public Company Limited by Shares Indian Non-Government Company
Address of the Registered office and contact details:	Plot No. 428/2, Phase I, Industrial Area, Siltara, Dist. Raipur Chhattisgarh - 492001  Phone: +91-771-4082333 Fax: +91-771-4082234 Website: www.godawaripowerispat.com
Whether listed company:	Yes
Name, Address and Contact details of Registrar and Transfer Agent, if any:	Link Intime India Private Limited C-101,247 Park, L B S Marg, Vikhroli West, Mumbai, Maharashtra - 400083. Phone: 022-49186270, Fax: 022-49186060 Email: rnt.helpdesk@linkintime.co.in

**II. PRINCIPAL BUSINESS ACTIVITIES OF THE COMPANY**

All the business activities contributing 10% or more of the total turnover of the Company shall be stated:

Sl. No.	Name and Description of main products / services	NIC Code of the Product/ service	% to total turnover of the Company
1	Iron Ore Pellets	13100	35%
2	Steel Billets	27141	17%
3	H.B. Wires	27181	16%
4	M.S. Round / TMT Bar	27152	10%

**III. PARTICULARS OF HOLDING, SUBSIDIARY AND ASSOCIATE COMPANIES**

Sl. No.	Name and address of the Company	CIN/GLN	Holding / Subsidiary / Associate	% of shares Held	Applicable Section
1.	Ardent Steel Limited F-9, Hira Arcade, Near New Bus Stand, Pandri, Raipur (C.G.) 492004	U27310CT2007PLC007671	Subsidiary	76.34%	2(87)
2.	Godawari Green Energy Limited Hira Arcade, Near New Bus Stand, Pandri, Raipur (C.G.) 492001	U40102CT2009PLC021285	Subsidiary	76.12 %	2(87)
3.	Godawari Energy Limited First Floor, Hira Arcade, Near New Bus Stand, Pandri Raipur (C.G.) 492001	U40100CT2008PLC020552	Subsidiary	51.30%	2(87)

Sl. No.	Name and address of the Company	CIN/GLN	Holding / Subsidiary / Associate	% of shares Held	Applicable Section
4.	Hira Energy Limited Hira Arcade, Near New Bus Stand, Pandri Raipur (C.G.) 492001	U40107CT2003PLC015542	Subsidiary	97.52%	2(87)
5.	Hira Ferro Alloys Limited Plot No. 567/B Urla Industrial Area, Raipur (C.G.) 493221	U27101CT1984PLC005837	Associate	48.45%	2(6)
6.	Chhattisgarh Ispat Bhumi Limited C/o M/s Classic Cycle Private Limited, In Front of MJ Steels, Siltara Phase - II, Siltara, Raipur (C.G.) 493111	U45303CT2004PLC017186	Associate	35.36%	2(6)
7.	Jagdamba Power & Alloys Limited Hira Arcade, Hira Group of Company, New Bus Stand Raipur (C.G.) 492001	U27104CT1999PLC013744	Associate	33.96%	2(6)
8.	Raipur Infrastructure Company Limited Vanijya Bhawan, Sai Nagar, Devendra Nagar Road, Raipur (C.G.) 492001	U45203CT2004PLC016321	Joint Venture	33.33%	2(6)
9.	Chhattisgarh Captive Coal Mining Limited Gokulpuram, Kachna Road, Khamardih, Shankar Nagar, Raipur (C.G.) 492004	U01410CT2005PLC018224	Joint Venture	25.93%	2(6)

#### IV. SHARE HOLDING PATTERN (EQUITY SHARE CAPITAL BREAKUP AS PERCENTAGE OF TOTAL EQUITY)

##### A. Category-wise Share Holding

Category of Shareholders	Shareholding at the beginning of the year - 01.04.2019				Shareholding at the end of the year - 31.03.2020				% Change during the year	
	Demat	Physical	Total	% of Total Shares	Demat	Physical	Total	% of Total Shares		
<b>Shareholding of Promoter and Promoter Group</b>										
<b>Indian</b>										
Individuals / Hindu Undivided Family	18925684	0	18925684	53.71	18946572	0	18946572	53.77	0.06	
Central Government / State Government(s)	0	0	0	0.00	0	0	0	0.00	0.00	
Financial Institutions / Banks	0	0	0	0.00	0	0	0	0.00	0.00	
Any Other (Specify)										
Persons Acting In Concert	1125000	0	1125000	3.19	1125000	0	1125000	3.19	0.00	
Bodies Corporate	3685169	0	3685169	10.46	3685169	0	3685169	10.46	0.00	
<b>Sub Total (A)(1)</b>	<b>23735853</b>	<b>0</b>	<b>23735853</b>	<b>67.36</b>	<b>23756741</b>	<b>0</b>	<b>23756741</b>	<b>67.42</b>	<b>0.06</b>	
<b>Foreign</b>										
Individuals (Non-Resident Individuals / Foreign Individuals)	0	0	0	0.00	0	0	0	0.00	0.00	
Government	0	0	0	0.00	0	0	0	0.00	0.00	
Institutions	0	0	0	0.00	0	0	0	0.00	0.00	
Foreign Portfolio Investor	0	0	0	0.00	0	0	0	0.00	0.00	
Any Other (Specify)	0	0	0	0.00	0	0	0	0.00	0.00	
<b>Sub Total (A)(2)</b>	<b>0</b>	<b>0</b>	<b>0</b>	<b>0.00</b>	<b>0</b>	<b>0</b>	<b>0</b>	<b>0.00</b>	<b>0.00</b>	

Category of Shareholders	Shareholding at the beginning of the year - 01.04.2019				Shareholding at the end of the year - 31.03.2020				% Change during the year
	Demat	Physical	Total	% of Total Shares	Demat	Physical	Total	% of Total Shares	
<b>Total Shareholding of Promoter and Promoter Group(A)=(A)(1)+(A)(2)</b>	<b>23735853</b>	<b>0</b>	<b>23735853</b>	<b>67.36</b>	<b>23756741</b>	<b>0</b>	<b>23756741</b>	<b>67.42</b>	<b>0.06</b>
<b>Public Shareholding</b>									
<b>Institutions</b>									
Mutual Funds / UTI	0	0	0	0.00	0	0	0	0.00	0.00
Venture Capital Funds	0	0	0	0.00	0	0	0	0.00	0.00
Alternate Investment Funds	0	0	0	0.00	0	0	0	0.00	0.00
Foreign Venture Capital Investors	0	0	0	0.00	0	0	0	0.00	0.00
Foreign Portfolio Investor	2013092	0	2013092	5.71	1101167	0	1101167	3.13	-2.58
Financial Institutions / Banks	59988	0	59988	0.17	64373	0	64373	0.18	0.01
Insurance Companies	0	0	0	0.00	0	0	0	0.00	0.00
Provident Funds/ Pension Funds	0	0	0	0.00	0	0	0	0.00	0.00
Any Other (Specify)	0	0	0	0.00	0	0	0	0.00	0.00
<b>Sub Total (B)(1)</b>	<b>2073080</b>	<b>0</b>	<b>2073080</b>	<b>5.88</b>	<b>1165540</b>	<b>0</b>	<b>1165540</b>	<b>3.31</b>	<b>-2.57</b>
<b>Central Government/ State Government(s)/ President of India</b>									
Central Government / State Government(s)	0	0	0	0	0	0	0	0	0
<b>Sub Total (B)(2)</b>	<b>0</b>	<b>0</b>	<b>0</b>	<b>0</b>	<b>0</b>	<b>0</b>	<b>0</b>	<b>0</b>	<b>0</b>
<b>Non-Institutions</b>									
<b>Individuals</b>									
Individual shareholders holding nominal share capital upto ₹2 lakh.	4206829	647	4207476	11.94	5317357	632	5317989	15.09	3.15
Individual shareholders holding nominal share capital in excess of ₹2 lakh	2436569	0	2436569	6.91	1839450	0	1839450	5.22	-1.70
NBFCs registered with RBI	13703	0	13703	0.04	10450	0	10450	0.03	-0.01
Employee Trusts	0	0	0	0.00	0	0	0	0.00	0.00
Overseas Depositories(holding DRs) (balancing figure)	0	0	0	0.00	0	0	0	0.00	0.00
Any Other (Specify)									
Trusts	100	0	100	0.00	1600	0	1600	0.00	0.00
IEPF	7969	0	7969	0.02	9816	0	9816	0.03	0.01
Hindu Undivided Family	450465	0	450465	1.28	512246	0	512246	1.45	0.17

Category of Shareholders	Shareholding at the beginning of the year - 01.04.2019				Shareholding at the end of the year - 31.03.2020				% Change during the year
	Demat	Physical	Total	% of Total Shares	Demat	Physical	Total	% of Total Shares	
Non Resident Indians (Non Repat)	71385	0	71385	0.20	64008	0	64008	0.18	-0.02
Other Directors	269500	0	269500	0.76	269500	0	269500	0.76	0.00
Non Resident Indians (Repat)	95489	0	95489	0.27	111136	0	111136	0.32	0.05
Clearing Member	238969	0	238969	0.68	253568	0	253568	0.72	0.04
Bodies Corporate	1635689	0	1635689	4.64	1924203	0	1924203	5.46	0.82
<b>Sub Total (B)(3)</b>	<b>9426667</b>	<b>647</b>	<b>9427314</b>	<b>26.75</b>	<b>10313334</b>	<b>632</b>	<b>10313966</b>	<b>29.27</b>	<b>2.52</b>
<b>Total Public Shareholding(B)=(B)(1)+(B)(2)+(B)(3)</b>	<b>11499747</b>	<b>647</b>	<b>11500394</b>	<b>32.64</b>	<b>11478874</b>	<b>632</b>	<b>11479506</b>	<b>32.58</b>	<b>-0.06</b>
<b>Non Promoter - Non Public</b>									
Custodian/DR Holder	0	0	0	0.00	0	0	0	0.00	0.00
Employee Benefit Trust (under SEBI (Share based Employee Benefit) Regulations, 2014)	0	0	0	0.00	0	0	0	0.00	0.00
<b>Total (C)</b>	<b>0</b>	<b>0</b>	<b>0</b>	<b>0.00</b>	<b>0</b>	<b>0</b>	<b>0</b>	<b>0.00</b>	<b>0.00</b>
<b>Total (A)+(B)+(C)</b>	<b>35235600</b>	<b>647</b>	<b>35236247</b>	<b>100.00</b>	<b>35235615</b>	<b>632</b>	<b>35236247</b>	<b>100.00</b>	<b>0.00</b>

## B. Shareholding of Promoters

Sl. No.	Shareholder's Name	Shareholding at the beginning of the year as on 01.04.2019			Share holding at the end of the year as on 31.03.2020			% change in share holding during the year
		No. of Shares	% of total Shares of the Company	% of Shares Pledged / encumbered to total shares	No. of Shares	% of total Shares of the Company	% of Shares Pledged / encumbered to total shares	
<b>Promoters</b>								
1	Bajrang Lal Agrawal	1731398	4.91	4.61	1731398	4.91	4.61	0.00
2	N P Agrawal	769346	2.18	2.18	769346	2.18	2.18	0.00
3	Hanuman Prasad Agrawal	1255000	3.56	3.56	1255000	3.56	3.19	0.00
4	Dinesh Agrawal	1846347	5.24	5.24	1846347	5.24	4.92	0.00
<b>Person Acting in concert with Promoters and Promoters Group</b>								
5	Bajrang Lal Agrawal HUF	2738932	7.77	0.91	2738932	7.77	0.91	0.00
6	Kumar Agrawal	2460678	6.98	0	2460678	6.98	0	0.00
7	Siddharth Agrawal	94000	0.27	0	94000	0.27	0	0.00
8	Abhishek Agrawal	85000	0.24	0	85000	0.24	0	0.00
9	Vinay Agrawal	1875466	5.32	0	1875466	5.32	0	0.00
10	Pranay Agrawal	546958	1.55	0	546958	1.55	0	0
11	Prakhar Agrawal	532500	1.51	0	532500	1.51	0	0
12	Sarita Devi Agrawal	1525729	4.33	0	1525729	4.33	0	0.00
13	Kanika Agrawal	116100	0.33	0	116100	0.33	0	0.00

Sl. No.	Shareholder's Name	Shareholding at the beginning of the year as on 01.04.2019			Share holding at the end of the year as on 31.03.2020			% change in share holding during the year
		No. of Shares	% of total Shares of the Company	% of Shares Pledged / encumbered to total shares	No. of Shares	% of total Shares of the Company	% of Shares Pledged / encumbered to total shares	
14	Reena Agrawal	101000	0.29	0	101000	0.29	0	0.00
15	Madhu Agrawal	50000	0.14	0	50000	0.14	0	0.00
16	Late Suresh Agrawal*	625000	1.77	0	625000	1.77	0	0.00
17	Narayan Prasad Agrawal HUF	475000	1.35	0	475000	1.35	0	0.00
18	Dinesh Agrawal HUF	839059	2.38	0	839059	2.38	0	0.00
19	Suresh Kumar Agrawal HUF	778171	2.21	0	778171	2.21	0	0.00
20	Radheshyam Agrawal HUF	480000	1.36	1.36	480000	1.36	1.36	0.00
21	Hanuman Prasad* Agrawal HUF	0	0	0	20888	0.06	0	0.06
22	Dinesh Kumar Gandhi (GPIL Beneficiary Trust)	1125000	3.19	0	1125000	3.19	0	0.00
23	Hira Cement Limited	214517	0.61	0	214517	0.61	0	0.00
24	Hira Infra-Tek Limited	1790652	5.08	0	1790652	5.08	0	0.00
25	Hira Ferro Alloys Limited	1200000	3.41	3.41	1200000	3.41	3.41	0.00
26	Alok Ferro Alloys Limited	480000	1.36	1.36	480000	1.36	1.36	0.00
	<b>Total</b>	<b>23735853</b>	<b>67.36</b>	<b>21.94</b>	<b>23756741</b>	<b>67.42</b>	<b>21.94</b>	<b>0.06</b>

\*Under process of transmission in the name of his legal heirs.

\*During the quarter Hanuman Prasad Agrawal HUF have been acquired 50000 shares from open market purchase, however Only 20888 Equity shares has been transferred into Demat Account as on 31.03.2020.

### C. Change in Promoters' Shareholding (please specify, if there is no change)

During the period under review, there is no change in promoter's and promoter's shareholding.

#### i) Change in Total Promoter's and Promoter's Group Shareholding

Sl.No.	Particulars	Shareholding at the beginning of the year		Cumulative Shareholding during the year	
		No. of shares	% of total shares of the Company	No. of shares	% of total shares of the Company
1	Total Promoter & Promoters Group Shareholding at the beginning of the year	23735853	67.36	23735853	67.36
2	Date wise Increase / Decrease in Promoters Share holding during the year specifying the reasons for increase / decrease (e.g. allotment / transfer / bonus/ sweat equity etc):	20888	0.06	20888	0.06
3	Total Promoter & Promoters Group at the End of the year	23756741	67.42	23756741	67.42



i) Change in Promoter's and Promoter's Group Shareholding

SI.No.	Particulars	Shareholding at the beginning of the year		Cumulative Shareholding during the year	
		No. of shares	% of total shares of the Company	No. of shares	% of total shares of the Company
<b>I</b>	<b>Hanuman Prasad Agrawal HUF</b>				
1	At the beginning of the year	0	0	0	0
2	Date wise Increase / Decrease in Promoters Share holding during the year specifying the reasons for increase / decrease (e.g. allotment / transfer / bonus/ sweat equity etc):	20888	0.06	20888	0.06
3	At the End of the year	20888	0.06	20888	0.06

\*During the quarter Hanuman Prasad Agrawal HUF have been acquired 50000 shares from open market purchase, however Only 20888 Equity shares has been transferred into Demat Account as on 31.03.2020.

**D. Shareholding Pattern of top ten Shareholders (other than Directors, Promoters and Holders of GDRs and ADRs):**

SI. No.	Name & Type of Transaction	Shareholding at the beginning of the year - 01.04.2019		Transactions during the year		Cumulative Shareholding at the end of the year - 31.03.2020	
		No. of Shares held	% of Total Shares of the Company	Date of Transaction	No. of shares	No. of Shares held	% of Total Shares of the Company
	HSBC Global Investment Funds - Asia Ex Japan Equity Smaller Companies	1579089	4.48			1579089	4.48
1	Transfer			23 Aug 2019	(11273)	1567816	4.45
	Transfer			30 Aug 2019	(92062)	1475754	4.19
	Transfer			20 Sep 2019	(27233)	1448521	4.11
	Transfer			29 Nov 2019	(12303)	1436218	4.07
	Transfer			06 Dec 2019	(4390)	1431828	4.06
	Transfer			20 Dec 2019	(83828)	1348000	3.83
	Transfer			27 Dec 2019	(72520)	1275480	3.62
	Transfer			03 Jan 2020	(23408)	1252072	3.55
	Transfer			10 Jan 2020	(40472)	1211600	3.44
	Transfer			24 Jan 2020	(23852)	1187748	3.37
	Transfer			28 Feb 2020	(25051)	1162697	3.30
	Transfer			06 Mar 2020	(48624)	1114073	3.16
	Transfer			13 Mar 2020	(36089)	1077984	3.06
	Transfer			20 Mar 2020	(59115)	1018869	2.89
	Transfer			27 Mar 2020	(1151)	1017718	2.89
Transfer			31 Mar 2020	(25714)	992004	2.81	
	At the end of the year					992004	2.81
2	Chhatisgarh Investments Limited	186387	0.53			186387	0.53
	Transfer			14 Feb 2020	114891	301278	0.85
	At the end of the year					301278	0.85
3	Pace Stock Broking Services Pvt Ltd	150676	0.43			150676	0.43
	Transfer			05 Apr 2019	(85500)	65176	0.18

Sl. No.	Name & Type of Transaction	Shareholding at the beginning of the year - 01.04.2019		Transactions during the year		Cumulative Shareholding at the end of the year - 31.03.2020	
		No. of Shares held	% of Total Shares of the Company	Date of Transaction	No. of shares	No. of Shares held	% of Total Shares of the Company
	Transfer			24 May 2019	5000	70176	0.19
	Transfer			31 May 2019	(26605)	43571	0.12
	Transfer			07 Jun 2019	19000	62571	0.17
	Transfer			14 Jun 2019	1500	64071	0.18
	Transfer			29 Jun 2019	598	64669	0.18
	Transfer			05 Jul 2019	10497	75166	0.21
	Transfer			19 Jul 2019	3000	83759	0.24
	Transfer			02 Aug 2019	12000	95759	0.27
	Transfer			09 Aug 2019	(5000)	90759	0.25
	Transfer			16 Aug 2019	(12638)	78121	0.22
	Transfer			30 Aug 2019	499	78620	0.22
	Transfer			06 Sep 2019	(2599)	76021	0.21
	Transfer			13 Sep 2019	(15000)	61021	0.17
	Transfer			20 Sep 2019	(10000)	51021	0.15
	Transfer			27 Sep 2019	(1000)	50021	0.14
	Transfer			11 Oct 2019	(15000)	35021	0.09
	Transfer			18 Oct 2019	548	35569	0.10
	Transfer			01 Nov 2019	384797	420366	1.19
	Transfer			08 Nov 2019	500	420866	1.19
	Transfer			15 Nov 2019	80000	500866	1.42
	Transfer			29 Nov 2019	19500	520366	1.47
	Transfer			31 Dec 2019	(426)	519940	1.47
	Transfer			03 Jan 2020	100	520040	1.47
	Transfer			10 Jan 2020	(2600)	517440	1.46
	Transfer			31 Jan 2020	5000	522440	1.48
	Transfer			07 Feb 2020	2000	524440	1.48
	Transfer			14 Feb 2020	(27000)	497440	1.41
	Transfer			28 Feb 2020	(2000)	495440	1.40
	Transfer			20 Mar 2020	50	495490	1.40
	Transfer			27 Mar 2020	(222050)	273440	0.77
	At the end of the year					273440	0.77
4	Bhadra Jayantilal Shah	260000	0.74			260000	0.74
	At the end of the year					260000	0.74
5	Bhavna Govindbhai Desai	250000	0.70			250000	0.70
	At the end of the year					250000	0.70
6	Sapphire Intrex Limited	68000	0.19			68000	0.19
	Transfer			05 Apr 2019	50000	118000	0.33
	Transfer			12 Apr 2019	(43500)	74500	0.21

Sl. No.	Name & Type of Transaction	Shareholding at the beginning of the year - 01.04.2019		Transactions during the year		Cumulative Shareholding at the end of the year - 31.03.2020	
		No. of Shares held	% of Total Shares of the Company	Date of Transaction	No. of shares	No. of Shares held	% of Total Shares of the Company
	Transfer			29 Jun 2019	(10000)	64500	0.18
	Transfer			13 Sep 2019	55500	120000	0.34
	Transfer			01 Nov 2019	(40000)	80000	0.22
	Transfer			27 Mar 2020	142000	222000	0.63
	At the end of the year					222000	0.63
7	Pace Stock Broking Services Private Limited	0	0			0	0
	Transfer			31 Mar 2020	160610	160610	0.45
	At the end of the year					160610	0.45
8	Chetan Jayantilal Shah	150000	0.43			150000	0.43
	At the end of the year					150000	0.43
9	Anoop Kumar Chhawchharia	120650	0.34			120650	0.34
	At the end of the year					120650	0.34
10	Shiv Kumar Yadav	113738	0.32			113738	0.32
	Transfer			05 Apr 2019	(4400)	109338	0.31
	At the end of the year					109338	0.31
11	IL & FS Securities Services Limited	150176	0.42			150176	0.42
	Transfer			05 Apr 2019	(12605)	137571	0.39
	Transfer			12 Apr 2019	(24760)	112811	0.32
	Transfer			19 Apr 2019	1800	111011	0.31
	Transfer			26 Apr 2019	(1195)	109816	0.31
	Transfer			10 May 2019	(5900)	103916	0.29
	Transfer			07 Jun 2019	(200)	103716	0.29
	Transfer			21 Jun 2019	378	104094	0.30
	Transfer			29 Jun 2019	(103309)	785	0.00
	Transfer			05 Jul 2019	(100)	685	0.00
	Transfer			26 Jul 2019	263	948	0.00
	Transfer			02 Aug 2019	(678)	270	0.00
	Transfer			23 Aug 2019	4000	4270	0.01
	Transfer			30 Aug 2019	(4000)	270	0.00
	Transfer			18 Oct 2019	5000	5270	0.01
	Transfer			25 Oct 2019	(5000)	270	0.00
	Transfer			06 Dec 2019	183	453	0.00
	Transfer			13 Dec 2019	(183)	270	0.00
	Transfer			31 Dec 2019	77	347	0.00
	Transfer			03 Jan 2020	4373	4720	0.01
	Transfer			10 Jan 2020	9450	14170	0.04
	Transfer			17 Jan 2020	(13900)	270	0.00

Sl. No.	Name & Type of Transaction	Shareholding at the beginning of the year - 01.04.2019		Transactions during the year		Cumulative Shareholding at the end of the year - 31.03.2020	
		No. of Shares held	% of Total Shares of the Company	Date of Transaction	No. of shares	No. of Shares held	% of Total Shares of the Company
	Transfer			07 Feb 2020	57	327	0.00
	Transfer			14 Feb 2020	(57)	270	0.00
	Transfer			21 Feb 2020	1256	1526	0.00
	Transfer			28 Feb 2020	(1256)	270	0.00
	Transfer			06 Mar 2020	754	1024	0.00
	Transfer			13 Mar 2020	(754)	270	0.00
	Transfer			27 Mar 2020	607	877	0.00
	Transfer			31 Mar 2020	(2)	875	0.00
	At the end of the year					875	0.00
12	Rapid Estates Pvt Ltd	188587	0.5352			188587	0.53
	Transfer			05 Apr 2019	(10000)	178587	0.50
	Transfer			05 Jul 2019	(10000)	168587	0.47
	Transfer			10 Jan 2020	(7977)	160610	0.45
	Transfer			03 Apr 2020	(160610)	0	0.00
	Transfer					0	0.00
	At the end of the year					0	0.00
13	Abhishek Khaitan	162342	0.4607			162342	0.46
	Transfer			05 Apr 2019	16500	177500	0.50
	Transfer			21 Jun 2019	(6246)	171254	0.48
	Transfer			04 Oct 2019	(7251)	164003	0.46
	Transfer			01 Nov 2019	(164003)	0	0.00
	At the end of the year					0	0.00
14	Lalit Kumar Khaitan	161000	0.4569			161000	0.45
	Transfer			05 Apr 2019	16500	177500	0.50
	Transfer			21 Jun 2019	(6246)	171254	0.48
	Transfer			04 Oct 2019	(7251)	164003	0.46
	Transfer			01 Nov 2019	(164003)	0	0.00
	At the end of the year					0	0.00

#### E. Shareholding of Directors and Key Managerial Personnel:

Sl. No.	Name of Director/KMP & Type of Transaction	Shareholding at the beginning of the year - 01.04.2019		Transactions during the year		Cumulative Shareholding at the end of the year - 31.03.2020	
		No. of Shares held	% of Total Shares of the Company	Date of Transaction	No. of shares	No. of Shares held	% of Total Shares of the Company
1.	Bajrang Lal Agrawal – Managing Director - KMP	1731398	4.91	0	0	1731398	4.91

Sl. No.	Name of Director/KMP & Type of Transaction	Shareholding at the beginning of the year - 01.04.2019		Transactions during the year		Cumulative Shareholding at the end of the year - 31.03.2020	
		No. of Shares held	% of Total Shares of the Company	Date of Transaction	No. of shares	No. of Shares held	% of Total Shares of the Company
2.	Dinesh Agrawal – Whole Time Director- KMP	1846347	5.24	0	0	1846347	5.24
3.	Abhishek Agrawal – Whole Time Director	85000	0.24	0	0	85000	0.24
4.	Siddharth Agrawal - Director	94000	0.27	0	0	94000	0.27
5.	Bhavna Govindbhai Desai- Independent Director	250000	0.71	0	0	250000	0.71
6.	Dinesh Kumar Gandhi- Non Executive Director	18000	0.05	0	0	18000	0.05
7.	Hari Shankar Khandelwal- Independent Director	1500	0.00	0	0	1500	0.00
8.	Y.C. Rao – CS – KMP	50	0.00	0	0	50	0.00

Note: The other Directors (i.e. Mr. Biswajit Choudhuri, Mr. Shashi Kumar, Mr. Bhrigu Nath Ojha & Mr. Vinod Pillai) and Key Managerial Personnel (i.e. Mr. Sanjay Bothra, CFO) were not holding any shares in the Company at the beginning and they neither acquired/sold any shares during the Financial Year nor holding any shares at the end of the Financial Year

## V. INDEBTEDNESS

Indebtedness of the Company including interest outstanding/accrued but not due for payment - (Amount in ₹)

Particulars	Secured Loans excluding deposits	Unsecured Loans	Deposits	Total Indebtedness
<b>Indebtedness at the beginning of the Financial Year</b>				
i) Principal Amount	13199814161	0	0	13199814161
ii) Interest due but not paid	0	0	0	0
iii) Interest accrued but not due	82248697	0	0	82248697
<b>Total (i+ii+iii)</b>	<b>13282062858</b>	<b>0</b>	<b>0</b>	<b>13282062858</b>
<b>Change in Indebtedness during the Financial Year</b>				
▪ Addition (including interest)	0	0	0	0
▪ Reduction	1147901439	0	0	1147901439
<b>Net Change</b>	<b>(-) 1147901439</b>	<b>0</b>	<b>0</b>	<b>(-) 1147901439</b>
<b>Indebtedness at the end of the Financial Year</b>				
i) Principal Amount	12103894224	0	0	12103894224
ii) Interest due but not paid	0	0	0	0
iii) Interest accrued but not due	30267195	0	0	30267195
<b>Total (i+ii+iii)</b>	<b>12134161419</b>	<b>0</b>	<b>0</b>	<b>12134161419</b>



**VI. REMUNERATION OF DIRECTORS AND KEY MANAGERIAL PERSONNEL****A. Remuneration to Managing Director, Whole-time Directors and/or Manager:**

(₹ in Lacs)

Sl. No.	Particulars of Remuneration	Name of MD/WTD/ Manager				Total Amount
		B.L. Agrawal (MD)	Dinesh Agrawal (WTD)	Abhishek Agrawal (WTD)	Vinod Pillai (WTD)	
1	Gross salary					
	(a) Salary as per provisions contained in Section 17(1) of the Income-tax Act, 1961	240.00	180.00	196.00	22.80	638.80
	(b) Value of perquisites u/s 17(2) of the Income-tax Act, 1961	0.00	0.00	0.00	0.00	0.00
	(c) Profits in lieu of salary under Section 17(3) of the Income-tax Act, 1961	0.00	0.00	0.00	0.00	0.00
2	Stock Option	0.00	0.00	0.00	0.00	0.00
3	Sweat Equity	0.00	0.00	0.00	0.00	0.00
4	Commission					
	- as % of profit	0.00	0.00	0.00	0.00	0.00
	- others, specify...	0.00	0.00	0.00	0.00	0.00
5	Others, please specify	0.00	0.00	0.00	0.00	0.00
	<b>Total (A)</b>	<b>240.00</b>	<b>180.00</b>	<b>196.00</b>	<b>22.80</b>	<b>638.80</b>
	Ceiling limit as per Act	As per Schedule V of the Companies Act, 2013				

**B. Remuneration to other directors:**

Sl. No.	Particulars of Remuneration	Name of Directors							Total Amount
		Biswajit Choudhuri	B.N. Ojha	Shashi Kumar	Bhavna G Desai	Hari Shankar Khandelwal	Dinesh Gandhi	Siddharth Agrawal	
<b>1</b>	<b>Independent Directors</b>								
	Fee for attending board / committee meetings	5.45	4.45	2.90	5.00	4.40	0	0	22.20
	Commission	6.00	6.00	6.00	6.00	6.00	0	0	30.00
	Others, please specify	0	0	0	0	0	0	0	0
	<b>Total (1)</b>	<b>11.45</b>	<b>10.45</b>	<b>8.90</b>	<b>11.00</b>	<b>10.40</b>	<b>0</b>	<b>0</b>	<b>52.20</b>
<b>2</b>	<b>Other Non-Executive Directors</b>								
	Fee for attending board / committee meetings	0	0	0	0	0	0	0	0
	Commission	0	0	0	0	0	0	0	0
	Others, please specify	0	0	0	0	0	0	0	0
	<b>Total (2)</b>	<b>0</b>	<b>0</b>	<b>0</b>	<b>0</b>	<b>0</b>	<b>0</b>	<b>0</b>	<b>0</b>
	<b>Total (B)=(1+2)</b>	<b>11.45</b>	<b>10.45</b>	<b>8.90</b>	<b>11.00</b>	<b>10.40</b>	<b>0</b>	<b>0</b>	<b>52.20</b>
	Total Managerial Remuneration overall Ceiling as per the Act	1% of Net Profit calculated as per the provisions of Sec. 197 & 198 of the Companies Act, 2013 and Maximum of 1.00 lacs Sitting fees for each meeting							

**C. Remuneration to Key Managerial Personnel other than MD/Manager/WTD**

(₹ in Lacs)

Sl. No.	Particulars of Remuneration	Y C Rao (CS)	Sanjay Bothra (CFO)	Total
1	Gross salary			
	(a) Salary as per provisions contained in section 17(1) of the Income-tax Act, 1961	57.71	62.52	120.23
	(b) Value of perquisites u/s 17(2) of the Income-tax Act, 1961	0.00	0.00	0.00
	(c) Profits in lieu of salary under Section 17(3) of the Income-tax Act, 1961	0.00	0.00	0.00
2	Stock Option	0.00	0.00	0.00
3	Sweat Equity	0.00	0.00	0.00
4	Commission - as % of profit	0.00	0.00	0.00
	- Others, specify...	0.00	0.00	0.00
4	Others, please specify	0.00	0.00	0.00
	Total	57.71	62.52	120.23

**VII. PENALTIES / PUNISHMENT/ COMPOUNDING OF OFFENCES:**

Type	Section of the Companies Act	Brief Description	Details of Penalty / Punishment / Compounding fees imposed	Authority [RD / NCLT / COURT]	Appeal made, if any (give Details)
<b>A. COMPANY</b>					
Penalty	No	No	No	No	No
Punishment	No	No	No	No	No
Compounding Order dated 06.12.2018	No	No	No	No	No
<b>B. DIRECTORS</b>					
Penalty	No	No	No	No	No
Punishment	No	No	No	No	No
Compounding Order dated 06.12.2018	No	No	No	No	No
<b>C. OTHER OFFICERS IN DEFAULT</b>					
Penalty	No	No	No	No	No
Punishment	No	No	No	No	No
Compounding	No	No	No	No	No

**ANNEXURE-02****Godawari Power and Ispat Limited  
Nomination and Remuneration Policy****1. OBJECTIVE**

This Nomination and Remuneration Policy has been framed in compliance with Section 178 of the Companies Act, 2013 read along with the applicable rules thereto and Clause 49 under the Listing Agreement.

**2. DEFINITIONS**

- 2.1. "Committee" means Nomination and Remuneration Committee.
- 2.2. "Senior Management Personnel" means personnel of the Company who are members of its core management team including Functional Heads.

**3. NOMINATION POLICY**

- i. The Committee shall identify persons who possess adequate qualification, expertise and experience for the position he/she is considered for appointment as Director, Key Managerial Personnel (KMP) or at Senior Management level Personnel (SMP) and recommend to the Board his/her appointment.
- ii. The Company shall not appoint or continue the employment of any person as Whole-time Director who has attained the age of seventy years. Provided that the term of the person holding this position may be extended beyond the age of seventy years with the approval of shareholders.

**4. TERM / TENURE**

The Company shall appoint or re-appoint any person as its Managing Director, Executive Director, Independent Director or Non-executive Director for a term not exceeding period as mentioned in the Companies Act, 2013 or any amendment made from time to time.

**5. EVALUATION**

The Committee shall review the performance of every Director at regular interval or at least once in a year.

**6. REMOVAL**

Due to reasons for any disqualification mentioned in the Act or under any other applicable Act, rules and regulations

thereunder, the Committee may recommend, to the Board with reasons recorded in writing, removal of a Director, KMP or SMP subject to the provisions and compliance of the said Act, rules and regulations.

**7. RETIREMENT**

The Director, KMP and Senior Management Personnel shall retire as per the applicable provisions of the Act and the prevailing policy of the Company.

**8. REMUNERATION POLICY**

The remuneration, compensation, commission, sitting fee, etc. to the Directors, KMP and SMP will be determined by the Committee and recommended to the Board for approval subject to limitations mentioned in the Companies Act, 2013 and the amendments made therein from time to time. The remuneration / compensation / commission etc. shall be subject to the prior/post approval of the shareholders of the Company and Central Government, wherever required.

**9. AMENDMENTS**

The Board may, subject to applicable laws amend any provision(s) or substitute any of the provision(s) with the new provision(s) or replace the Policy entirely with a new Policy, based on the recommendations of the Committee.

**10. SCOPE AND LIMITATION**

In the event of any conflict between the provisions of this Policy and the Listing Agreement/ Companies Act, 2013 or any other statutory enactments, rules, the provisions of such Listing Agreement / Companies Act, 2013 or statutory enactments, rules shall prevail over this Policy.

**11. DISSEMINATION OF POLICY**

This policy shall be disclosed in the annual report of the Company.

**12. EFFECTIVE DATE**

This Policy shall come into force on 14.03.2015.

**ANNEXURE-03**  
**SECRETARIAL AUDIT REPORT**  
**FORM NO. MR-3**

**FOR THE FINANCIAL YEAR ENDED MARCH 31, 2020**

[Pursuant to Section 204(1) of the Companies Act, 2013 and Rule No. 9 of The Companies  
(Appointment and Remuneration of Managerial Personnel) Rules, 2014]

To,  
The Members,  
**Godawari Power & Ispat Limited**

We have conducted the secretarial audit of the compliance of applicable statutory provisions and the adherence to good corporate practices by M/s Godawari Power & Ispat Limited (hereinafter called the Company). Secretarial Audit was conducted in a manner that provided us a reasonable basis for evaluating the corporate conducts/statutory compliances and expressing our opinion thereon.

Based on our verification of the Godawari Power & Ispat Limited's books, paper, minute books, forms, and return filed and other records maintained by the company and also the information provided by the company, its officers, agents and authorized representative during the conduct of secretarial audit and as per the explanations given to us and the representation made by the management, we hereby report that in our opinion, the company has, during the audit period covering the financial year ended on 31st March , 2020 generally complied with the statutory provisions listed hereunder and also that company has proper Board process and compliance mechanism in place to the extent, in the manner and subject to the reporting made hereinafter

We have examined the books, papers, minute books, forms and returns filed and other records maintained by the Company for the financial year ended on March 31, 2020 according to the provisions of:

1. The Companies Act, 2013 (the Act) and the rules made thereunder;
2. The Securities Contracts (Regulation) Act, 1956 ('SCRA') and the rules made thereunder;
3. The Depositories Act, 1996 and the Regulations and bye-laws framed thereunder;
4. Foreign Exchange Management Act, 1999 and the rules and regulations made thereunder; to the extent of External Commercial Borrowings;
5. The following Regulations and Guidelines prescribed under the Securities and Exchange Board of India Act, 1992 ('SEBI Act'):-
  - a. The Securities and Exchange Board of India (Substantial Acquisition of Shares and Takeovers) Regulations, 2011;
  - b. The Securities and Exchange Board of India (Prohibition of Insider Trading) Regulations, 2015;

- c. The Securities and Exchange Board of India (Registrars to an Issue and Share Transfer Agents) Regulations, 1993,
- d. The Securities and Exchange Board of India (Listing Obligations and Disclosure Requirements) Regulations, 2018.
- e. The Securities and Exchange Board of India (Issue and Listing of Debt Securities) Regulations, 2008

The following Regulations and Guidelines prescribed under the Securities and Exchange Board of India Act, 1992 ('SEBI Act') were not applicable to the Company during the year under report:

- a. The Securities and Exchange Board of India (Delisting of Equity Shares) Regulations, 2009;
  - b. The Securities and Exchange Board of India (Buy Back of Securities) Regulations, 2018;
  - c. The Securities and Exchange Board of India (Employees Stock Option Scheme & Employees Stock Purchase Scheme) Guidelines, 1999;
  - d. The Securities and Exchange Board of India (Issue of Capital and Disclosure Requirements) Regulations, 2018;
6. The following Act, are specially applicable to the Company
1. Mines Act 1952
  2. Mines & Minerals ( Development & Regulation ) Act 1957
  3. Iron Ore Mines, Manganese Ore Mines & Chrome Ore Mines Labour Welfare Cess Act 1976
  4. Electricity Act, 2003 & The Electricity Rules, 2005;
  5. Indian Electricity Rules, 1956;
  6. Energy Conservation Act, 2011;
  7. Central Electricity Authority (Safety requirements for construction, operation and maintenance of electrical plants and electric lines) Regulations, 2011;

We have also examined compliance with the applicable clauses of the following:

- (i) Secretarial Standards issued by The Institute of Company Secretaries of India.
- (ii) The Listing Agreements entered into by the Company with National Stock Exchange of India Limited and BSE Limited and

During the period under review and as per the explanations and clarifications given to us and the representation made by management, the company has generally complied with the provision of the Act, Rules, Regulations, Guidelines, Standards, etc. mentioned above. We further report that compliance of applicable financial laws including Direct & Indirect Tax laws by the Company has not been reviewed in this Audit since the same has been subject to review by Statutory Auditors and other designated Professionals.

**We further report that** the Board of Directors of the Company is duly constituted with proper balance of Executive Directors, Non Executive Directors and Independent Directors. The Changes in the composition of the Board of Directors that took during the period under review were carried out in compliance with the provision of the Act.

Adequate notice is given to all Directors to schedule the Board Meetings, agenda and detailed notes on agenda were sent at least seven days in advance, and a system exists for seeking and obtaining further information and clarifications on the agenda items before the meeting and for meaningful participation at the meeting.

Majority decision is carried through while the dissenting members' views are captured and recorded as part of the minutes.

**We further report that** there are adequate systems and processes in the Company commensurate with the size and operations of the Company to monitor and ensure compliance

with applicable laws, rules, regulations and guidelines.

**We further report that** during the audit period, the Company has not taken any actions having a major bearing on the Company's affairs in pursuance of the above applicable laws, rules, regulations, guidelines, standards etc referred to above except the following:

The Board of Director in its meeting held on 24.12.2019 approved the scheme of arrangement in which it was decided to acquire 25 MW Power Plant through demerger between Jagdamba Power & Alloys Limited (Demerged Company) and Godawari Power & Ispat Limited( Resulting Company) subject to the approval of member & Creditors of both the Companies and confirmation of NCLT, Cuttack Bench. The Company has obtained in Principal Approval from BSE & NSE obtained vide letter dated 13.04.2020 and 15.04.2020 respectively.

FOR, **JAIN TUTEJA & ASSOCIATES**

**Tanveer Kaur Tuteja**

(Partner)

Practicing Company Secretary

M. No.:7704

C. P. No.:8512

UDIN: F007704B000309742

Place: Raipur

Date: 02.06.2020

This report is to be read with our letter of even date which is annexed as Annexure A and forms an integral part of this report.

## ANNEXURE A

To,

The Members

**Godawari Power & Ispat Limited**

Our report of even date is to be read along with this letter.

- Maintenance of secretarial record is the responsibility of the management of the company. Our responsibility is to express an opinion on these secretarial records based on our audit.
- We have followed the audit practices and processes as were appropriate to obtain reasonable assurance about the correctness of the contents of the Secretarial records. The verification was done on test basis to ensure that correct facts are reflected in secretarial records. We believe that the processes and practices, we followed provide a reasonable basis for our opinion.
- We have not verified the correctness and appropriateness of financial records and Books of Accounts of the company.

- Where ever required, we have obtained the Management representation about the compliance of laws, rules and regulations and happening of events etc.
- The compliance of the provisions of Corporate and other applicable laws, rules, regulations, standards is the responsibility of management. Our examination was limited to the verification of procedures on test basis.
- The Secretarial Audit report is neither an assurance as to the future viability of the company nor of the efficacy or effectiveness with which the management has conducted the affairs of the company.

FOR, **JAIN TUTEJA & ASSOCIATES**

**Tanveer Kaur Tuteja**

(Partner)

Practicing Company Secretary

M. No.:7704

C. P. No.:8512

UDIN: F007704B000309742

Place: Raipur

Date: 02.06.2020



## ANNEXURE-04

FORM NO. MR-3

# SECRETARIAL AUDIT REPORT

FOR THE FINANCIAL YEAR ENDED 31ST MARCH, 2020

(Pursuant to Section 204 (1) of the companies act, 2013 and rule No.9 of the companies (Appointment and Remuneration of Managerial Personnel) rules, 2014)

To,  
The Members,  
**Ardent Steel Limited**

We have conducted the secretarial audit of the compliance of applicable statutory provision and the adherence to good corporate practices by Ardent Steel Limited (CIN: U27310CT2007PLC007671) (hereinafter called the Company). Secretarial Audit was conducted in a manner that provides us a reasonable basis for evaluating the corporate conducts / statutory compliances and expressing our opinion thereon.

Based on our verification of the Ardent Steel Limited's books, paper, minute books, forms, and return filed and other records maintained by the Company and also the information provided by the Company, its officers, agents and authorized representative during the conduct of secretarial audit and as per the explanations given to us and the representation made by the management, we hereby report that in our opinion, the Company has, during the audit period covering the financial year ended on 31st March, 2020 generally complied with the statutory provisions listed hereunder and also that company has proper Board process and compliance mechanism in place to the extent, in the manner and subject to the reporting made hereinafter:

We have examined books, papers, minute books, forms and returns filed and other records made available to us and maintained by the Ardent Steel Limited for the financial year ended on 31st March, 2020 according to the applicable provision of:

1. The Companies Act, 2013 (the Act) and the rules made thereunder;
2. The Depositories Act, 1996 and the Regulations and bye-laws framed thereunder;
3. Foreign Exchange Management Act, 1999 and the rules and regulations made thereunder; to the extent of External Commercial Borrowings;
4. The following Act, are specially applicable to the Company
  - i. Electricity Act, 2003 & The Electricity Rules, 2005;
  - ii. Indian Electricity Rules, 1956;
  - iii. Energy Conservation Act, 2011;
  - iv. Central Electricity Authority (Safety requirements for construction, operation and maintenance of electrical plants and electric lines) Regulations, 2011;

v. Other laws applicable to the Company as per the representations made by the Management.

5. The following Enactments, Agreements and Regulations and Guidelines prescribed under the Securities and Exchange Board of India Act, 1992 ('SEBI Act') were not applicable:
  - a. The Securities and Exchange Board of India (Substantial Acquisition of Shares and Takeovers) Regulations, 2011;
  - b. The Securities and Exchange Board of India (Prohibition of Insider Trading) Regulations, 2015;
  - c. The Securities and Exchange Board of India (Issue of Capital and Disclosure Requirements) Regulations, 2018,
  - d. The Securities and Exchange Board of India (Registrars to an Issue and Share Transfer Agents) Regulations, 1993,
  - e. The Securities and Exchange Board of India (Listing Obligations and Disclosure Requirements) Regulations, 2018.
  - f. The Securities and Exchange Board of India (Issue and Listing of Debt Securities) Regulations, 2008
  - g. The Securities and Exchange Board of India (Delisting of Equity Shares) Regulations, 2009;
  - h. The Securities and Exchange Board of India (Buy Back of Securities) Regulations, 2018;
  - i. The Securities and Exchange Board of India (Employees Stock Option Scheme & Employees Stock Purchase Scheme) Guidelines, 1999
  - j. The Securities Contracts (Regulation) Act, 1956 ('SCRA') and the rules made thereunder;
  - k. The Listing Agreements;

We have also examined compliance with the applicable clauses of the Secretarial Standards issued by The Institute of Company Secretaries of India.

During the period under review and as per the explanations and clarifications given to us and the representation made by management, the Company has generally complied with the provision of the Act, Rules, Regulations, Guidelines, Standards, etc. mentioned above. We further report that compliance of applicable financial laws including Direct & Indirect Tax laws by the Company has not been reviewed

in this Audit since the same has been subject to review by Statutory Auditors and other designated Professionals.

**We further report that** the Board of Directors, the Audit Committee and Remuneration Committee of the Company were duly constituted. The changes in the composition of the Board of Directors that took place during the period under review were carried out in compliance with the provision of the Act.

Adequate notice was given to all Directors at least seven days in advance to schedule the Board Meetings. Agenda and detailed notes on agenda were sent in advance, and a system exists for seeking and obtaining further information and clarifications on the agenda items before the meeting and for meaningful participation at the meeting.

Majority decision is carried through while the dissenting members' views are captured and recorded as part of the minutes

**We further report** as per the explanation given to us and the representation made by the management and relied upon by me there are adequate systems and processes in the Company commensurate with the size and operations of the Company to the monitor and ensure compliance with applicable laws, rules, regulations and guidelines.

**We further report that** during the audit period, no such specific events / actions having a major bearing on the Company's affairs in pursuance of the above referred laws, rules, regulations, guidelines, standards, etc. referred to above, have taken place.

**FOR JAIN AND TUTEJA ASSOCIATES**

**Tanveer Kaur Tuteja**  
(Partner)

Practicing Company Secretary  
M. No.: 7704  
C. P. No.: 8512  
UDIN:F007704B000309863

Place: Raipur  
Date: 02.06.2020

This report is to be read with our letter of even date which is annexed as Annexure A and forms an integral part of this report.

## ANNEXURE A

To,  
The Members  
**Ardent Steel Limited**

Our report of even date is to be read along with this note.

1. Maintenance of secretarial records is the responsibility is to express an opinion on these secretarial records based on my audit.
2. We have followed the audit practices and process as were appropriate to obtain reasonable assurance about the correctness of the contents of the Secretarial records. The verification was done on test basis to ensure that correct facts are reflected in secretarial records. We believe that the process and practices, we followed provide a reasonable basis for our opinion.

3. We have not verified the correctness and appropriateness of financial records and Books of Accounts of the Company.
4. Wherever required, We have obtained the management representative about the compliance of laws, rules, and regulations and happening of events etc.
5. The Compliance of the provision of corporate and other applicable laws, rules, regulation, standards is the responsibility of management. Our examination was limited to the verification of procedure on test basis.
6. The secretarial audit report is neither an assurance as to the future viability of the Company nor of the efficacy or effectiveness with which the management has conducted the affairs of the Company.

**FOR JAIN AND TUTEJA ASSOCIATES**

**Tanveer Kaur Tuteja**  
(Partner)

Practicing Company Secretary  
M. No.: 7704  
C. P. No.: 8512  
UDIN:F007704B000309863

Place: Raipur  
Date: 02.06.2020

## ANNEXURE-04

FORM NO. MR-3

# SECRETARIAL AUDIT REPORT

FOR THE FINANCIAL YEAR ENDED 31ST MARCH, 2020

(Pursuant to Section 204 (1) of the companies act, 2013 and rule No.9 of the companies (Appointment and Remuneration of Managerial Personnel) rules, 2014)

To,  
The Members,  
**Godawari Green Energy Limited**

We have conducted the secretarial audit of the compliance of applicable statutory provision and the adherence to good corporate practices by Godawari Green Energy Limited (CIN:U40102CT2009PLC021285) (hereinafter called the company). Secretarial Audit was conducted in a manner that provides us a reasonable basis for evaluating the corporate conducts / statutory compliances and expressing our opinion thereon.

Based on our verification of the Godawari Green Energy Limited's books, paper, minute books, forms, and return filed and other records maintained by the company and also the information provided by the company, its officers, agents and authorized representative during the conduct of secretarial audit and as per the explanations given to us and the representation made by the management, we hereby report that in our opinion, the company has, during the audit period covering the financial year ended on 31st March , 2020 generally complied with the statutory provisions listed hereunder and also that company has proper Board process and compliance mechanism in place to the extent, in the manner and subject to the reporting made hereinafter :

We have examined books, papers, minute books, forms and returns filed and other records made available to us and maintained by the Godawari Green Energy Limited for the financial year ended on 31st March, 2020 according to the applicable provision of:

1. The Companies Act, 2013 (the Act) and the rules made thereunder;
2. The Depositories Act, 1996 and the Regulations and bye-laws framed thereunder;
3. The following Act, are specially applicable to the Company
  - a) Electricity Act, 2003 & The Electricity Rules, 2005;
  - b) Indian Electricity Rules, 1956;
  - c) Energy Conservation Act, 2011;
  - d) Central Electricity Authority (Safety requirements for construction, operation and maintenance of electrical plants and electric lines) Regulations, 2011;
4. Other laws applicable to the company as per the representations made by the Management.
5. The following Enactments, Agreements and Regulations

and Guidelines prescribed under the Securities and Exchange Board of India Act, 1992 ('SEBI Act') were not applicable:-

- a. The Securities and Exchange Board of India (Substantial Acquisition of Shares and Takeovers) Regulations, 2011;
- b. The Securities and Exchange Board of India (Prohibition of Insider Trading) Regulations, 2015;
- c. The Securities and Exchange Board of India (Issue of Capital and Disclosure Requirements) Regulations, 2018,
- d. The Securities and Exchange Board of India (Registrars to an Issue and Share Transfer Agents) Regulations, 1993,
- e. The Securities and Exchange Board of India (Listing Obligations and Disclosure Requirements) Regulations, 2018.
- f. The Securities and Exchange Board of India (Issue and Listing of Debt Securities) Regulations, 2008
- g. The Securities and Exchange Board of India (Delisting of Equity Shares) Regulations, 2009;
- h. The Securities and Exchange Board of India (Buy Back of Securities) Regulations, 2018;
- i. The Securities and Exchange Board of India (Employees Stock Option Scheme & Employees Stock Purchase Scheme) Guidelines, 1999
- j. The Securities Contracts (Regulation) Act, 1956 ('SCRA') and the rules made thereunder;
- k. The Listing Agreements;
- l. Foreign Exchange Management Act, 1999 and the rules and regulations made thereunder;

We have also examined compliance with the applicable clauses of the Secretarial Standards issued by The Institute of Company Secretaries of India.

During the period under review and as per the explanations and clarifications given to us and the representation made by management, the company has generally complied with the provision of the Act, Rules, Regulations, Guidelines, Standards, etc. mentioned above. We further report that compliance of applicable financial laws including Direct & Indirect Tax laws by the Company has not been reviewed in this Audit since the same has been subject to review by Statutory Auditors and other designated Professionals.

We further report that the Board of Directors, the Audit Committee and Remuneration Committee of the company were duly constituted with the proper balance of Executive & Non- Executive Directors and independent Directors. There were no changes in the composition of the Board of Directors that took place during the period under review.

Adequate notice was given to all Directors at least seven days in advance to schedule the Board Meetings. Agenda and detailed notes on agenda were sent in advance, and a system exists for seeking and obtaining further information and clarifications on the agenda items before the meeting and for meaningful participation at the meeting.

Majority decision is carried through while the dissenting members' views are captured and recorded as part of the minutes.

We further report as per the explanation given to us and the representation made by the management and relied upon by me there are adequate systems and processes in the company commensurate with the size and operations

of the company to the monitor and ensure compliance with applicable laws, rules, regulations and guidelines.

We further report that during the audit period, no such specific events / actions having a major bearing on the company's affairs in pursuance of the above referred laws, rules, regulations, guidelines, standards, etc. referred to above, have taken place.

For **Jain Tuteja & Associates**

**Tanveer Kaur Tuteja**

(Partner)

Practicing Company Secretary

Place: Raipur

M. No.:7704

Date: 02.06.2020

C. P. No.:8512

UDIN: F007704B000309907

This report is to be read with our letter of even date which is annexed as Annexure A and forms an integral part of this report.

## ANNEXURE A

To,

The Members

**Godawari Green Energy Limited**

Our report of even date is to be read along with this note.

1. Maintenance of secretarial records is the responsibility is to express an opinion on these secretarial records based on my audit.
2. We have followed the audit practices and process as were appropriate to obtain reasonable assurance about the correctness of the contents of the Secretarial records. The verification was done on test basis to ensure that correct facts are reflected in secretarial records. We believe that the process and practices, we followed provide a reasonable basis for our opinion.
3. We have not verified the correctness and appropriateness of financial records and Books of Accounts of the company.

4. Wherever required, we have obtained the management representative about the compliance of laws, rules, and regulations and happening of events etc.
5. The Compliance of the provision of corporate and other applicable laws, rules, regulation, standards is the responsibility of management. Our examination was limited to the verification of procedure on test basis.
6. The secretarial audit report is neither an assurance as to the future viability of the company nor of the efficacy or effectiveness with which the management has conducted the affairs of the company.

For **Jain Tuteja & Associates**

**Tanveer Kaur Tuteja**

(Partner)

Practicing Company Secretary

Place: Raipur

M. No.:7704

Date: 02.06.2020

C. P. No.:8512

UDIN: F007704B000309907

## ANNEXURE-05

### (A) CONSERVATION OF ENERGY

#### (i) The steps taken or impact on conservation of energy:

##### Steps Taken:

- 1) Removal of Conveyors in Sponge Iron Division (SID);
- 2) Installation of Sonic soot blower in Waste Heat Recovery Boilers;
- 3) Replacement of 3 CT make up pumps with single pump;
- 4) Use of low gangue DRI Pellet instead of High Gangue DRI Pellet.
- 5) Installation of Micro Porous Board and replacement of Castable in SID

#### The impact of above measures:

- 1) On removal of Conveyors in SID, there is a saving of 46074 units of power annually.
- 2) Installation of Sonic soot reduced coal and power consumption.
- 3) Replacement of 3 CT make up pumps with single pump resulted in power saving by 98500 KWH per annum;
- 4) Use of low gangue DRI Pellet instead of High Gangue DRI Pellet reduces the heat timings.
- 5) Installation of Micro Porous Board and replacement of Castable in SID resulted in saving of radiation heat and coal consumption

<b>(ii) The steps taken by the Company for utilising alternate sources of energy</b>	None
<b>(iii) Capital investment on energy conservation equipments</b>	₹ In Lacs
1. Installation of Sonic soot	12.00
2. Replacement of 3 CT make up pumps with single pump	3.50
<b>SAVINGS</b>	
a) Savings on removal of Conveyors in SID, there is a saving of 46074 units of power annually (@ ₹5/- Per unit)	2.30
b) Replacement of 3 CT make up pumps with single pump	7.95
c) Installation of Micro Porous Board and replacement of Castable in SID	700.00
<b>TOTAL SAVINGS</b>	<b>708.25</b>
<b>(B) TECHNOLOGY ABSORPTION</b>	
(i) the efforts made towards technology absorption;	None
(ii) the benefits derived like product improvement, cost reduction, product development or import substitution;	None
(iii) in case of imported technology (imported during the last three years reckoned from the beginning of the Financial Year)-	None
(a) the details of technology imported;	N.A.
(b) the year of import;	N.A.
(c) whether the technology been fully absorbed;	N.A.
(d) if not fully absorbed, areas where absorption has not taken place, and the reasons thereof; and	N.A.
(iv) the expenditure incurred on Research and Development.	None
<b>(C) FOREIGN EXCHANGE EARNINGS AND OUTGO</b>	
The Foreign Exchange earned in terms of actual inflows during the year	N.A.
Foreign Exchange outgo during the year in terms of actual outflows.	N.A.



## ANNEXURE-06

# ANNUAL REPORT ON CSR ACTIVITIES

1.	A brief outline of the Company's CSR policy, including overview of projects or programs proposed to be undertaken and a reference to the web-link to the CSR policy and project or programs.	The CSR Committee has formulated a CSR policy of the Company for undertaking the activities as specified in Schedule VII to the Companies Act, 2013. A copy of the CSR Policy has been posted on the website of the Company at <a href="http://www.godawaripowerispat.com">www.godawaripowerispat.com</a> and the weblink has been given in the Directors Report.
2.	The Composition of the CSR Committee.	The composition of CSR Committee has been given in the Directors Report.
3.	Average net profit of the Company for last three Financial Years	FY 2018-19 ₹34999.18 lacs FY 2017-18 ₹16066.33 lacs FY 2016-17 ₹(7800.85) lacs Average Net Profit ₹14421.55 lacs
4.	Prescribed CSR Expenditure (two per cent of the amount as in item 3 above)	₹288.43 lacs
5.	Details of CSR spent during the Financial Year.	
	1. Total amount to be spent for the F.Y. 2019-20)	₹289.00 lacs
	2. Amount unspent, if any;	NIL
	3. Manner in which the amount spent during the Financial Year:	The manner in which the amount is spent is given below in the prescribed format.
6.	In case the Company has failed to spend the 2% of the average net profit of the last three Financial Years or any part thereof, the Company shall provide the reasons for not spending the amount in its Board's report.	Not applicable
7.	A responsibility statement of the CSR Committee that the implementation and monitoring of CSR policy, is in compliance with CSR objectives and Policy of the Company.	Given in Directors Report.

Sl. No.	CSR project or activity identified	Sector in which the project is covered	Projects or programs (1) Local area or other (2) Specify the state and district where projects or programs was undertaken	Amount outlay (budget) project or programs wise	Amount spent on the projects or programs (1) Direct Expenditure on projects or programs (2) Overhead	Cumulative Expenditure up to the reporting period	Amount spent: Direct or through implementing agency
---------	------------------------------------	--	---	---	--	---	---

Please refer Annexure-I

**B.L.Agrawal**  
(Managing director)

**Shashi Kumar**  
(Chairman of CSR Committee)

**ANNEXURE-I**  
**GODAWARI POWER AND ISPAT LIMITED**  
**DETAILS OF AMOUNT SPENT DURING THE FINANCIAL YEAR 2019-20**

₹ In Lacs

(1)	(2)	(3)	(4)	(5)	(6)	(7)	(8)
Sl. No.	CSR project or activity identified.	Sector in which the Project is covered. (Environment Conservation, Infrastructure Development, Sports, Health Care, Drinking Water, Infrastructural Development & Environment, Educational Support, Environment, any other)	Projects or Programs (1) Local area or other (2) Specify the State and district where projects or programs was undertaken.	Amount outlay (budget) project or programs wise	Amount spent on the projects or programs Sub-heads: (1) Direct expenditure on projects or programs. (2) Overheads	Cumulative Expenditure upto the reporting Period.	Amount spent: Direct or through implementing agency
1	Providing safe Drinking Water supply by water tankers in near by villages during summer	Drinking Water	Gram Panchayat Tada, Siltara & Mandhar	8.68	3.71	3.71	Direct
2	Salary paid to 02 Night Guards & 01 Community Teacher in Schools of near by villages for Promoting education	Education	Gram Panchayat Siltara, Mandhar & Tada	2.27	1.48	5.19	Direct
3	Expenses incurred in Manpower engaged for maintenance of Plantation in Janpad Office Dharsiwa	Environment Conservation	Dharsiwa Block	0.54	0.50	5.69	Horticulture Dept of GPIL
4	Expenses of manpower engaged in Maintenance of Green Belt Area (Oxy Zone) in 102 Acre Land, Siltara	Environment Conservation	Gram Panchayat Siltara	0.38	0.38	6.07	Direct
5	False Ceiling & ECO work in Auditorium of jawahar navodya vidyalaya, Mana Camp, Raipur	Health	Raipur City	4.50	3.50	9.57	Direct
6	Awareness Program Organized on the eve of World Aids Day in School of Village Siltara	Health	Gram Panchayat Siltara	2.00	0.03	9.60	Direct
7	Tie-up with Computer center for providing free computer education for students ( to promote digital india) of near by villages of GPIL	Education	Gram Panchayat Tada, Siltara, Mandhar, Charoda, Akoli, Mohadi & Dharsiwa	3.15	1.11	10.71	Through data pro plus education & welfare society
8	School Fees for 02 Meritorious Students of village Siltara for the session 2019	Education	Gram Panchayat Siltara	1.10	1.10	11.81	Direct

₹ In Lacs

(1)	(2)	(3)	(4)	(5)	(6)	(7)	(8)
Sl. No.	CSR project or activity identified.	Sector in which the Project is covered. (Environment Conservation, Infrastructure Development, Sports, Health Care, Drinking Water, Infrastructural Development & Environment, Educational Support, Environment, any other)	Projects or Programs (1) Local area or other (2) Specify the State and district where projects or programs was undertaken.	Amount outlay (budget) project or programs wise	Amount spent on the projects or programs Sub-heads: (1) Direct expenditure on projects or programs. (2) Overheads	Cumulative Expenditure upto the reporting Period.	Amount spent: Direct or through implementing agency
9	On the eve of Guru Purnima provided Grants to Topper 01 Boy & 01 Girl Student Class-V & VIII of Govt. Primary & Middle School, Tada & felicitated all Topper Students from Class-V & VIII for the Session-2019	Education	Gram Panchayat Tada	0.20	0.20	12.01	Direct
10	Financial Aid provided to Aakanksha Lions School for Mentally Handicapped Children for smooth operation of school	Education	Raipur City	22.00	22.00	34.01	Direct to Aakanksha Lions School
11	Financial Aid to "Friends of Tribal Society" for Ekal Vidyalyaya in State of Chhattisgarh	Education	Raipur City	18.00	18.00	52.01	Direct
13	Leveling of AKVN Land, Tanda for maintenance of Plantation	Environment Conservation	Gram Panchayat Tada	1.23	1.23	53.24	Direct
14	Maintenance work of Muktidhaam, Siltara (Repairing of Boundary Wall & water pipeline etc )	Community Development	Gram Panchayat Siltara	0.20	0.20	53.44	Direct
15	Distribution of Helmet to villagers of Nearby Villages Of GPIL	Community Development	Gram Panchayat Tanda, Siltara, Mandhar, Charoda & Dharsiwa	1.14	1.14	54.58	Direct
16	Lavelling of land for plantation work at sudarshan sansthanam ashram, Rawabhata	Environment Conservation	Rawabhata	0.62	0.86	55.44	Direct
17	Blanket and clothes distribution to senior citizens of village siltara on the eve of Deepawali, 2019	Community Development	Gram Panchayat Siltara	0.50	0.50	55.94	Direct
18	Construction of CC Road in Ward No-13 & 14, Village Tada	Infrastructure Development	Gram Panchayat Tada	6.36	3.50	59.44	Direct
19	Construction of CC Road in Ward No-11 & 14, Village Mandhar	Infrastructure Development	Gram Panchayat Mandhar	3.00	1.63	61.07	Direct
20	Water Proofing work at Govt. Primary School at Parrekodo	Infrastructure Development	Parrekodo (Dafai Para)	0.50	0.40	61.47	Direct

₹ In Lacs

(1)	(2)	(3)	(4)	(5)	(6)	(7)	(8)
Sl. No.	CSR project or activity identified.	Sector in which the Project is covered. (Environment Conservation, Infrastructure Development, Sports, Health Care, Drinking Water, Infrastructural Development & Environment, Educational Support, Environment, any other)	Projects or Programs (1) Local area or other (2) Specify the State and district where projects or programs was undertaken.	Amount outlay (budget) project or programs wise	Amount spent on the projects or programs Sub-heads: (1) Direct expenditure on projects or programs. (2) Overheads	Cumulative Expenditure upto the reporting Period.	Amount spent: Direct or through implementing agency
21	Expenses on Maintenance of Garden & Plantation at Swami Vivekananda International Airport, Raipur	Environment Conservation	Raipur City	2.00	1.96	63.43	Direct & By Hira Power & Steels Limited
22	Operating Free First Aid Health Centre & Ambulance Service for villagers	Health Care	Peripheral villages of Kachhe Aari Dongri Mines	40.00	39.73	103.16	Through Red to Green Health Services & Shaheed Hospital
23	Financial Assistance for blood donation camp by ABVP, Dharsiwa	Health Care	Gram Panchayat Dharsiwa	0.03	0.03	103.19	Direct
24	Expenses on Water Tankers for providing Safe Drinking Water	Drinking Water	In the Nearby Villages of Mines	5.00	4.29	107.48	Direct
25	Drilling of Bore Well at Banjari Mandir, Khadgaon for villagers	Drinking Water	Village Khadgaon	0.50	0.40	107.88	Direct
26	Financial Aid to vaishya seva society, Raipur against seva for mekahara Hospital patients & their relatives	Community Development	Raipur City	0.31	0.31	108.19	Direct
27	Cleaning of kolhan nala (10 Km) under jal Shakti Abhiyan	Water Conservation & Environment	Gram Panchyat Pathri, tor, tarra, barbanda, nerudih, lalpur, chapora etc	10.00	7.50	115.69	Direct
28	Expenses on Water Tankers engaged for Maintenance of Plantation	Environment	In the Nearby Villages of Mines	5.00	5.94	121.63	Direct
29	In order to conserve water for domestic purposes digging of new pond (Shakti Talab) & Plantation work near cricket ground at village Tanda	Water Conservation & Environment	Gram Panchyat Tanda	4.47	1.33	122.96	Direct
30	Monthly Salary of 15 Community Teachers engaged in the Govt. Schools in Nearby Villages of Kachhe Aridongri Iron Ore Mines for the Session 2019	Education	Govt. schools of Kachhe & Parrekodo Gram Panchayat	9.00	10.94	133.90	Direct
31	Operational cost of Free Stitching & Tailoring Center at Kachhe & Parrekodo for tribal women	Women Empowerment	Gram Panchayat Kachhe & Parrekodo	3.00	1.72	135.62	Direct

₹ In Lacs

(1)	(2)	(3)	(4)	(5)	(6)	(7)	(8)
Sl. No.	CSR project or activity identified.	Sector in which the Project is covered. (Environment Conservation, Infrastructure Development, Sports, Health Care, Drinking Water, Infrastructural Development & Environment, Educational Support, Environment, any other)	Projects or Programs (1) Local area or other (2) Specify the State and district where projects or programs was undertaken.	Amount outlay (budget) project or programs wise	Amount spent on the projects or programs Sub-heads: (1) Direct expenditure on projects or programs. (2) Overheads	Cumulative Expenditure upto the reporting Period.	Amount spent: Direct or through implementing agency
32	Payment to Gram Panchayat Kachhe for Infrastructure Development	Infrastructural Development	In the Nearby Villages of Mines	15.00	14.67	150.29	Direct to Gram Panchayat Kachhe
33	Financial Assistance to Ms Tikeshwari Sahu & Mr. Chitrasen Sahu for support and encouragement of sports	Sports	Raipur City	8.75	8.75	159.04	Direct
34	Operating Free First Aid Health Centre & Ambulance Service for Villagers	Health Care	Peripheral villages of Boria Mines	27.00	27.16	186.20	Through Red to Green Health services & Shaheed Hospital
35	Monthly Salary of 28 Community Teachers engaged in Govt. Primary, Middle & High Schools of Nearby Villages of Boria Tibu Mines for the Session 2018	Educational Support	Peripheral villages of Boria Mines	16.00	18.14	204.34	Direct
36	Water tanker for Dust Suppression & Drinking Water for Villagers	Drinking Water & Environment	Peripheral villages of Boria Mines	7.00	6.95	211.29	Direct
37	Free Health Checkup Services for Villagers in Gidhali	Health Care	Peripheral villages of Gidhali Crushing Unit	0.70	0.66	211.95	Through Shaheed Hospital
38	Financial Aid for Kopalvani child welfare organization, Raipur (C.G.)	Education	Raipur City	1.50	1.50	213.45	Direct
39	Medicines purchased for health camp	Health	Raipur City	0.33	0.12	213.57	Direct
40	Table purchased for Dal Bhat Center, Raipur	Community Development	Raipur City	0.25	0.23	213.80	Direct
41	Distribution of Food Packets to villagers during Lockdown Period	Community Development	In the Nearby Villages of GPIL	0.10	0.08	213.88	Direct
42	Financial Aid for Educational Trip, Kachhe & Parrekodo	Education	Gram Panchayat Kachhe & Parrekodo	0.60	0.60	214.48	Direct
43	Financial Contribution on account of Collector District Uttar Bastar for Flyover Light	Community Development	District Uttar Bastar	5.00	5.00	219.48	Direct to Collector District Uttar Bastar
44	Digging and cleaning of Bade Dabri Pond at village Akoli	Community Development	Gram Panchayat Akoli	1.75	1.75	221.23	Direct



₹ In Lacs

(1)	(2)	(3)	(4)	(5)	(6)	(7)	(8)
Sl. No.	CSR project or activity identified.	Sector in which the Project is covered. (Environment Conservation, Infrastructure Development, Sports, Health Care, Drinking Water, Infrastructural Development & Environment, Educational Support, Environment, any other)	Projects or Programs (1) Local area or other (2) Specify the State and district where projects or programs was undertaken.	Amount outlay (budget) project or programs wise	Amount spent on the projects or programs Sub-heads: (1) Direct expenditure on projects or programs. (2) Overheads	Cumulative Expenditure upto the reporting Period.	Amount spent: Direct or through implementing agency
45	Expenses on fencing & procurement of saplings etc for protection of plantation done in Dharsiwa & Govt. Hr Sec. School, Siltara	Environment	Gram Panchayat Dharsiwa & Siltara	0.24	0.24	221.47	Direct
49	Maintenance expenses on Plantation at RKC Compound	Environment	Raipur City	4.00	4.23	225.70	By R.R.Ispat
50	Maintenance expenses on Plantation at Raipur Railway Station	Environment	Raipur City	1.00	1.02	226.72	By R.R.Ispat
53	Leveling of Land for Plantation and Plantation work at Sudarshan Sansthanam Ashram, Rawabhata	Environment	Rawabhata	2.00	1.60	228.32	By R.R.Ispat
54	Expenses on Plantation in Urla & Birgaon area	Environment	Raipur City	50.00	54.92	283.24	By R.R.Ispat
55	Expenses on water tankers engaged for dust Suppression	Environment	Near by villages of mines	5.00	5.76	289.00	Direct
<b>Total</b>				<b>301.90</b>	<b>289.00</b>		

**ANNEXURE-07**  
**FINANCIAL RESULTS OF SUBSIDIARIES AND ASSOCIATES**  
FOR THE YEAR ENDED ON 31ST MARCH,2020

₹ In lacs

Sl. No.	Particulars	Subsidiaries				Associate Companies	
		Godawari Green Energy Limited	Ardent Steel Limited	Godawari Energy Limited	Hira Energy Limited	Hira Ferro Alloys Limited	Jagdamba Power and Alloys Limited
		31.03.2020	31.03.2020	31.03.2020	31.03.2020	31.03.2020	31.03.2020
		Audited	Audited	Audited	Audited	Audited	Audited
1	(a) Revenue from Operations (Gross)	10025.31	41704.92	0.00	0.00	30177.49	5310.43
	(b) Other Income	83.73	67.89	26.97	0.00	166.91	359.80
	<b>Total</b>	<b>10109.04</b>	<b>41772.81</b>	<b>26.97</b>	<b>0.00</b>	<b>30344.40</b>	<b>5670.23</b>
2	<b>Expenditure</b>						
	a) (Increase)/decrease in inventories of finished goods, work in progress, stock in trade and traded goods	1.35	916.04	0.00	0.00	(734.95)	12.89
	b) Cost of raw material and component consumed	0.00	17008.88	0.00	0.00	19026.52	3415.29
	c)Purchase of Traded goods	0.00	1983.05	0.00	0.00	273.93	0.00
	d) Employees Benefit Expenses	836.00	1373.90	0.00	0.00	1157.41	317.33
	e) Finance Costs	4544.78	1347.69	0.71	12.78	520.72	4.69
	f) Depreciation & Amortisation Expenses	2957.43	1572.53	0.00	1.20	625.24	199.34
	g) Other Expenditure	789.17	10363.21	34.69	0.00	9048.00	873.45
	<b>Total</b>	<b>9128.73</b>	<b>34565.30</b>	<b>35.40</b>	<b>13.98</b>	<b>29916.87</b>	<b>4822.99</b>
3	<b>Profit/(Loss) from ordinary activities before exceptional items and Tax (1-2)</b>	<b>980.31</b>	<b>7207.51</b>	<b>(8.43)</b>	<b>(13.98)</b>	<b>427.53</b>	<b>847.24</b>
4	<b>Exceptional items</b>	<b>1028.49</b>	<b>0.00</b>	<b>0.00</b>	<b>0.00</b>	<b>0.00</b>	<b>553.28</b>
5	<b>Profit/(Loss) from ordinary activities before tax (3-4)</b>	<b>(48.18)</b>	<b>7207.51</b>	<b>(8.43)</b>	<b>(13.98)</b>	<b>427.53</b>	<b>293.96</b>
6	<b>Tax Expenses</b>						
	Current Tax	(0.46)	1238.61	0.00	0.00	67.42	33.15
	Deferred Tax	(26.91)	700.47	0.00	0.00	(22.70)	17.05
7	<b>Net Profit/(Loss) from ordinary Activities after tax (5-6)</b>	<b>(20.81)</b>	<b>5268.43</b>	<b>(8.43)</b>	<b>(13.98)</b>	<b>382.81</b>	<b>243.76</b>
8	<b>Other Comprehensive income for the year, net of tax</b>						
	<b>Items that will not be reclassified to profit or loss</b>						
	Re-measurement gain/(loss) on defined benefit plans, net of tax	(6.52)	(20.94)	0.00	0.00	(4.06)	0.72
	Income tax relating to items that will not be classified to profit or loss	1.69	6.10	0.00	0.00	1.13	(0.20)
	<b>Items that will be reclassified to profit or loss</b>						
	Profit/(loss) on fair value of financial assets, net of tax	0.00	(211.76)	0.00	0.00	(1471.12)	0.00

₹ In lacs

Sl. No.	Particulars	Subsidiaries				Associate Companies	
		Godawari Green Energy Limited	Ardent Steel Limited	Godawari Energy Limited	Hira Energy Limited	Hira Ferro Alloys Limited	Jagdamba Power and Alloys Limited
		31.03.2020	31.03.2020	31.03.2020	31.03.2020	31.03.2020	31.03.2020
		Audited	Audited	Audited	Audited	Audited	Audited
	Income tax relating to items that will be classified to profit or loss	0.00	54.79	0.00	0.00	6.78	0.00
9	<b>Total comprehensive Income for the year, net of tax</b>	<b>(25.64)</b>	<b>5096.62</b>	<b>(8.43)</b>	<b>(13.98)</b>	<b>(1084.46)</b>	<b>244.28</b>
10	Paid up equity share capital (face value of shares of ₹10/- each)	2344.70	1056.50	2300.00	232.15	1958.85	766.97
11	Other Equity	22280.19	17725.83	506.95	73.85	11921.27	6609.55
12	<b>Earning Per Share</b>						
	(a) Basic	(0.09)	41.73	(0.04)	(0.60)	1.95	3.18
	(b) Diluted	(0.08)	41.73	(0.04)	(0.60)	1.95	3.18

## ANNEXURE-08

1. The Ratio of the remuneration of each Director to the Median Remuneration of the employees of the Company for the Financial Year 2019-20:

Name of Director	Designation	Remuneration (₹)	Median Remuneration (MR)	Ratio No. of times to MR
Mr. Biswajit Choudhuri	Independent Director	1145000	272724	4.20
Mr. Shashi Kumar	Independent Director	890000	272724	3.26
Mr. B. N. Ojha	Independent Director	1045000	272724	3.83
Mr. Harishankar Khandelwal	Independent Director	1040000	272724	3.81
Ms. Bhavna G. Desai	Independent Director	1100000	272724	4.03
Mr. B. L. Agrawal	Managing Director	24000000	272724	88.00
Mr. Abhishek Agrawal	Executive Director	19600000	272724	71.87
Mr. Dinesh Agrawal	Executive Director	18000000	272724	66.00
Mr. Vinod Pillai	Executive Director	2280000	272724	8.36
Mr. Dinesh Gandhi	Non Executive Director	2500000	272724	9.17

2. The percentage increase in remuneration of each Director, CFO, CEO, Company Secretary for the Financial Year 2019-20 as compared to 2018-19:

Name of Director	Designation	Remuneration	Remuneration	% increase/ (Decrease)
		2018-19	2019-20	
		₹	₹	
Mr. Biswajit Choudhuri	Independent Director	1060000	1145000	8.02
Mr. Shashi Kumar	Independent Director	920000	890000	-3.26
Mr. B. N. Ojha	Independent Director	975000	1045000	7.18
Mr. Harishankar Khandelwal	Independent Director	955000	1040000	8.90
Ms. Bhavna G. Desai	Independent Director	910000	1100000	20.88
Mr. B. L. Agrawal	Managing Director	21600000	24000000	11.11
Mr. Abhishek Agrawal	Executive Director	18000000	19600000	8.89
Mr. Dinesh Agrawal	Executive Director	18000000	18000000	0.00
Mr. Vinod Pillai	Executive Director	2160000	2280000	5.56
Mr. Dinesh Gandhi	Non Executive Director	-	2500000	-
Mr. Sanjay Bothra	CFO	6014000	6251610	3.95
Mr. Y.C.Rao	CS	5227000	5771389	10.41

3. The names of the top ten employees of the Company in term of remuneration drawn are as under:

Name	Designation	Remuneration (per annum) (₹)
Mr. B. L. Agrawal	Managing Director	24000000
Mr. Abhishek Agrawal	Executive Director	19600000
Mr. Dinesh Agrawal	Executive Director	18000000
Mr. Vivek Agrawal	COO	8220408
Mr. Sanjay Bothra	CFO	6251610
Mr. Yarra Chandra Rao	CS	5771389
Mr. Vinay Shandilya	Head - Power Division	4710862
Mr. Govind Jaju	Vice President (Finance)	4614472
Mr. Ratna Deep Gupta	Associate Vice President (SID)	3361264
Mr. Kundan Kumar Jha	Vice President (Mines)	3280059

---

The details of qualifications, experience, age, date of commencement of employment and last employment of the aforesaid employees are maintained at the Registered Office of the Company and are open for inspection. Any member interested in obtaining a copy of the same, may write to the Company Secretary.

4. The percentage decrease in the median remuneration of employees in the Financial Year 2019-20 is 2.07%.
  5. No. of permanent employees on rolls of the Company as on 31.03.2020 is 2656.
  6. Average percentile increase already made in the salaries of the employees other than the Managerial Personnel in the FY 2019-20 compared to the percentile increase in the managerial remuneration and justification thereof and point out if there are any exceptional circumstances for increase in the managerial remuneration: There is no increase in the remuneration of any of the Directors of the Company. The difference is only on account of difference in sitting fee paid to the independent based on the numbers of meetings attended. General Increment in remuneration has been given in the range of 6 to 12% to all the employees based on their performance during the previous financial year.
  7. Affirmation:  
It is hereby affirmed that the remuneration is as per the remuneration policy of the Company.
-

## ANNEXURE-09

# Corporate Governance Report

The Board of Directors of the Company pays utmost importance on the broad principles of Corporate Governance. The Company is complying with the disclosure norms pursuant to relevant provisions of Securities and Exchange Board of India (Listing Obligations and Disclosure Requirements) Regulations, 2015 (SEBI (LODR) Regulations, 2015).

## 1. COMPANY'S PHILOSOPHY ON CORPORATE GOVERNANCE:

Your Company prides itself on being a responsible corporate citizen, which is committed to running its business in the best possible manner while being completely transparent, complying with all relevant rules & regulations and contributing to society at large. The Company believes that maintenance of Code of Corporate Governance is essential for economic growth of the Company and protecting the interest of all the Stakeholders. Therefore, the Company is trying its best to follow the Code of Corporate Governance.

GPII's Corporate Governance philosophy encompasses not only regulatory and legal requirements, such as the terms of listing regulations with stock exchanges, but also several voluntary practices aimed at a high level of business ethics, effective supervision and enhancement of value for all stakeholders. The Corporate Governance is based on the principal of truth, transparency, accountability, equity and responsibility in all our dealings with our employees, shareholders, customers, suppliers, government, lenders and community at large.

## 2. BOARD OF DIRECTORS:

### a) Composition and category of Directors:

The Board of Directors has a combination of Executive and Non-Executive Directors. The Board comprises of Four Executive Directors, which includes One Managing Director and Three Executive Directors and Seven Non-Executive Directors including Five Independent Directors one of whom is an Woman Director. The Chairman of the Board is an Independent Director and more than one third of Directors are Independent Directors including a Woman Director. Except the Independent Directors and Managing Director all other Directors are liable to retire by rotation as per the provisions of the Companies Act, 2013. Accordingly, the composition of the Board is in conformity with SEBI (LODR) Regulations, 2015 and the provisions of the Companies Act, 2013.

The names and categories of the Directors on the Board, attendance at the Board Meetings and Annual General Meeting of the Company and also the number of Directorships and Committee Memberships and Chairmanship held by them during 2019-20 in other Companies are as under:

Name of the Directors	Category of Directors	No. of Board Meetings attended / held	Last AGM attended	No. of other Directorship held	No. of other Board committees Member #	No. of other Board committees Chairman#
Mr. Biswajit Choudhuri*	Chairman, Non-Executive, Independent	05/05	Yes	03	01	04
Mr. Bajrang Lal Agrawal	Managing Director - Executive (Promoter)	04/05	Yes	01	Nil	Nil
Mr. Dinesh Kumar Agrawal	Executive (Promoter)	02/05	Yes	07	Nil	Nil
Mr. Abhishek Agrawal	Executive (Belongs to Promoter Group)	05/05	Yes	02	Nil	Nil
Mr. Vinod Pillai	Executive	04/05	Yes	06	02	Nil



Name of the Directors	Category of Directors	No. of Board Meetings attended / held	Last AGM attended	No. of other Directorship held	No. of other Board committees Member #	No. of other Board committees Chairman#
Mr. Siddharth Agrawal	Non Executive (Belongs to Promoter Group)	05/05	Yes	09	Nil	Nil
Mr. Dinesh Kumar Gandhi	Non-Executive	05/05	Yes	03	01	Nil
Mr. Shashi Kumar	Non-Executive, Independent	04/05	Yes	04	Nil	Nil
Mr. Bhrigu Nath Ojha	Non-Executive, Independent	04/05	Yes	05	04	Nil
Mr. Harishankar Khandelwal	Non-Executive, Independent	05/05	Yes	08	Nil	Nil
Ms. Bhavna G. Desai	Non-Executive, Independent	05/05	Yes	04	03	Nil

\* Mr. Biswajit Choudhuri, is Non-Executive Director in Ludlow Jute & Specialities Limited, an Listed Entity and none of other directors of the Company, hold directorship in any other Listed Entity.

# Includes Membership/Chairmanship of Audit Committee & Stakeholders Relationship Committees only.

#### b) Changes in the Composition of Directors during the Year:

During the period under review, there has been no change in composition of the Directors of the Company. However, the shareholders of the Company have accorded the consent at their Annual General Meeting held on 10th August, 2019, for re-appointment of Mr. Biswajit Choudhuri and Mr. Bhrigu Nath Ojha, Mr. Shashi Kumar, Mr Harishanker Khandelwal and Miss Bhavna Govindbhai Desai Independent Directors of the Company and pursuant to Regulation 17(1A) of SEBI (Listing Obligations and Disclosure Requirements) (Amendment) Regulations, 2018, your company has also obtained consent from shareholders of continuation of terms of Mr. Biswajit Choudhuri, Mr. Bhrigu Nath Ojha and Mr. Shashi Kumar, as Independent Directors, who has attained the age of seventy five years. The Company has maintained the optimum combination of Executive and Non Executive Directors, as prescribed under Clause 17 of SEBI (LODR) Regulations, 2015.

#### c) Number of Board Meetings held:

During the Financial Year 2019-20, the Board met 05 times and agenda papers were circulated well in advance of each meeting to the Board of Directors. In order to ensure fruitful deliberations at the meetings, the Board of Directors of your Company is provided with all relevant information on various matters related to the working of the Company. The dates on which Meetings of the Board of Directors were held and the number of directors present in each meeting are given below:

S. No.	Date of Meeting	Board Strength	No. of Directors Present
1	30.04.2019	11	10
2	10.08.2019	11	11
3	12.11.2019	11	08
4	24.12.2019	11	09
5	12.02.2020	11	10

#### d) Relationship between directors inter-se:

Mr. Bajrang Lal Agrawal, Managing Director is father of Mr. Abhishek Agrawal, Executive Director and Mr. Siddharth Agrawal, Non Executive Director and Mr. Siddharth Agrawal and Mr. Abhishek Agrawal are Brothers. None of the other Directors of the Company is related to Key Managerial Person or any other Director on the Board in terms of the meaning of the term 'Relative' given under the Companies Act, 2013

#### e) Number of Shares and Convertible Instruments held by the Non-Executive Directors:

There are no outstanding convertible instrument of the Company.

The total number of Equity Shares held by the Non-Executive Directors of the Company as on 31st March, 2020 as follows:

S. No.	Name of the Director	No. of Equity Shares held	% on Paid Up Capital
1.	Mr. Biswajit Choudhuri	Nil	0.000
2.	Mr. Shashi Kumar	Nil	0.000
3.	Mr. Bhrigu Nath Ojha	Nil	0.000
4.	Mr. Harishankar Khandelwal	1,500	0.004

S. No.	Name of the Director	No. of Equity Shares held	% on Paid Up Capital
5.	Ms. Bhavna G. Desai	250,000	0.709
6.	Mr. Dinesh Kumar Gandhi	18,000	0.051
7.	Mr. Siddharth Agrawal	94,000	0.267
	Total	3,63,500	1.031

**f) Familiarization Programme for Independent Directors:**

The programme aims to provide insights into the Company to enable the Independent Directors to understand its business in depth, to acclimatize them with the processes, businesses and functionalities of the Company and to assist them in performing their role as Independent Directors of the Company. The Company's Policy of conducting the familiarization programme has been disclosed on the website of the Company at <http://godawaripowerispat.com/investors-information/policies>.

**g) Chart setting out the skills/ expertise/ competence of the Board of Directors:**

The Company is engaged in Iron and Steel Industry, Power Sector and Mining Sector. It is having an integrated steel manufacturing unit with facilities ranging right from captive iron ore mining to production of iron ore pellets, sponge iron, steel billets, rolled products, wires, ferro alloys and captive power plant.

The list of core skills/ expertise/ competencies identified by the Board of Directors as required in the context of its aforesaid business and sectors for it to function effectively and those actually available with the Board are as follows:

Sl. No.	Name of the Director	Qualification and Experience	Expertise
1.	Mr. Biswajit Choudhuri	B. Tech (Hons), Fellow Member of ICWAI Over five decades of experience	Engineering, Banking, Finance and Management
2.	Mr. Bajrang Lal Agrawal	B.E. (Electricals) Over four decades of experience	Strategic Planning, Project Planning, Production activities.
3.	Mr. Dinesh Kumar Agrawal	B.E. (Electrical) Over 25 years of experience	Production and Marketing activities
4.	Mr. Abhishek Agrawal	Masters Degree in International Business from Leeds University, U.K. Over a decade of experience	Operations and General Management. Raw Material Procurement,
5.	Mr. Vinod Pillai	Commerce graduate Over 25 years of experience	Sales, Administration, Liaisoning and Logistics.
6.	Mr. Siddharth Agrawal	B.Com and MBA Over 15 Years of experience	Plant maintenance, Production activities, Marketing of Finished Goods etc
7.	Mr. Dinesh Kumar Gandhi	Fellow Member of Institute of Chartered Accountants of India (ICAI) and Associate Member of Institute of Company Secretaries of India (ICSI) Over 25 years of experience	Finance and Strategic Planning. Financial Analyst, Taxation, Budgeting, Business Development and Administration
8.	Mr. Shashi Kumar	B.Sc. (Hons.) graduated in Mining Engineering Over four decades of experience	Coal Mining Sector
9.	Mr. Bhriugu Nath Ojha	Bachelor of Electrical Engineering Over four decades of experience	Power sector
10.	Mr. Harishankar Khandelwal	Chartered Accountant Over 25 years of experience	Finance, Accounts & Auditing, Taxation, Costing /Budgeting, Business Development and Administration
11.	Ms. Bhavna G. Desai	Bachelor in Commerce Over two decades of experience	Shares and security market activities

#### **h) Statement on declaration by Independent Director:**

The Board of Directors are hereby confirmed that in the opinion of the Board, all Independent Directors are independent of the management of the Company and have given declarations as required under the provisions of Section 149 (7) of the Companies Act, 2013 stating that they meet the eligibility criteria of independence as laid down under section 149(6) of the Companies Act, 2013 and Regulation 25 of SEBI (LODR) Regulations, 2015.

#### **i) Reason for resignation of Independent Directors:**

During the period under review, no Independent Directors of the Company have resigned, before the expiry of their term of appointment.

#### **j) Particulars of Directors seeking re-appointment:**

Details of the Director seeking appointment / re-appointment in the ensuing AGM in pursuance to Regulations 26 of the SEBI (LODR) Regulations, 2015 and Secretarial Standard on General Meetings are given in the annexure of the notice of AGM, which forms an integral part of this Annual Report.

### **3. AUDIT COMMITTEE:**

#### **a) Terms of reference:**

The functioning and terms of reference of the Audit Committee the role, powers and duties, quorum for meeting and frequency of meetings, have been devised keeping in view the requirements of Section 177 of the Companies Act, 2013 and SEBI (LODR) Regulations, 2015 and amendment thereof, as are in force/ applicable from time to time. All the members of the Audit Committee are financially literate as required by Regulation 18 of SEBI (LODR) Regulations, 2015. The brief description of terms and reference of Audit Committee are as follows:

1. Oversight of the Company's financial reporting process and financial information submitted to the Stock Exchanges, regulatory authorities or the public;
  2. Recommendation for appointment, remuneration and terms of appointment of auditors of the Company;
  3. Approval of payment to Statutory Auditors for any other services rendered by the Statutory Auditors;
  4. Reviewing, with the management, the annual financial statements and auditor's report thereon before submission to the board for approval, with particular reference to:
    - (a) matters required to be included in the Director's responsibility statement to be included in the board's report in terms of clause (c) of sub-section (3) of Section 134 of the Companies Act, 2013;
    - (b) changes, if any, in accounting policies and practices and reasons for the same;
    - (c) major accounting entries involving estimates based on the exercise of judgment by management;
    - (d) significant adjustments made in the financial statements arising out of audit findings;
    - (e) compliance with listing and other legal requirements relating to financial statements;
    - (f) disclosure of any related party transactions;
    - (g) modified opinion(s) in the draft audit report;
5. Reviewing, with the management, the quarterly financial statements before submission to the board for approval;
  6. Reviewing, with the management, the statement of uses / application of funds raised through an issue (public issue, rights issue, preferential issue, etc.), the statement of funds utilized for purposes other than those stated in the offer document / prospectus / notice and the report submitted by the monitoring agency monitoring the utilisation of proceeds of a public or rights issue, and making appropriate recommendations to the board to take up steps in this matter;
  7. Reviewing and monitoring the auditor's independence and performance, and effectiveness of audit process;
  8. Approval or any subsequent modification of transactions of the listed entity with related parties;
  9. Scrutiny of inter-corporate loans and investments;
  10. Valuation of undertakings or assets of the listed entity, wherever it is necessary;
  11. Evaluation of internal financial controls and risk management systems;
  12. Reviewing, with the management, performance of statutory and internal auditors, adequacy of the internal control systems;
  13. Reviewing the adequacy of internal audit function, if any, including the structure of the internal audit department, staffing and seniority of the official heading the department, reporting structure coverage and frequency of internal audit;
  14. Discussion with internal auditors of any significant findings and follow up there on;
  15. Reviewing the findings of any internal investigations by the internal auditors into matters where there is suspected fraud or irregularity or a failure of internal control systems of a material nature and reporting the matter to the board;
  16. Discussion with statutory auditors before the audit commences, about the nature and scope of audit as well as post-audit discussion to ascertain any area of concern;
  17. To look into the reasons for substantial defaults in the payment to the depositors, debenture holders, shareholders (in case of non-payment of declared dividends) and creditors;
  18. To review the functioning of the whistle blower mechanism;
  19. Approval of appointment of Chief Financial Officer after

assessing the qualifications, experience and background, etc. of the candidate;

20. Carrying out any other function as is mentioned in the terms of reference of the audit committee;

21. To review the utilization of loans and/ or advances from investment by the holding Company in the subsidiary exceeding ₹100 crore or 10% of the asset size of the subsidiary, whichever is lower including existing loans / advances / investments existing as on the date of coming into force of this provision;

22. The audit committee shall mandatorily review the following information:

1. management discussion and analysis of financial condition and results of operations;
2. statement of significant related party transactions (as defined by the audit committee), submitted by management;
3. management letters / letters of internal control weaknesses issued by the statutory auditors;
4. internal audit reports relating to internal control weaknesses;

5. the appointment, removal and terms of remuneration of the chief internal auditor shall be subject to review by the audit committee; and

6. statement of deviations:

- a) quarterly statement of deviation(s) including report of monitoring agency, if applicable, submitted to stock exchange(s) in terms of Regulation 32(1) of SEBI (LODR) Regulations, 2015.
- b) annual statement of funds utilized for purposes other than those stated in the offer document/ prospectus/notice in terms of Regulation 32(7) of SEBI (LODR) Regulations, 2015.

**b) Composition, name of members and chairperson:**

The Company has constituted the Audit Committee of the Board (the "Audit Committee") pursuant to resolution of the Board of Directors dated 22nd March, 2005 in compliance with Section 292A of the Companies Act, 1956 and subsequently the committee re-constituted from time to time in compliance with Section 177 of the Companies Act, 2013, as amended and the applicable provisions of SEBI (LODR) Regulations, 2015.

There is no change in the composition of committee during the year. The Audit Committee consists of four Independent Non-Executive Directors. The Committee's composition meets with requirements of Section 177 of the Companies Act, 2013 and Regulation 18 (1) of SEBI (LODR) Regulations, 2015. The Audit Committee comprises of following Directors:

Sl. No.	Name	Designation
1.	Mr. Biswajit Choudhuri	Chairman (Independent Non Executive Director)
2.	Mr. Bhrigu Nath Ojha	Member (Independent Non Executive Director)
3.	Mr. Harishankar Khandelwal	Member (Independent Non Executive Director)
4.	Miss Bhavna Govindbhai Desai	Member (Independent Non Executive Director)

**c) Meetings and Attendance during the year:**

The committee met Five times during the year 2019-20 and the attendance of the members at these meetings is as follows:

Name of the Chairman/ Member and Date of Meeting	Mr. Biswajit Choudhuri	Mr. Bhrigu Nath Ojha	Mr. Harishankar Khandelwal	Miss Bhavna Govindbhai Desai
29.04.2019	Present	Present	Present	Present
09.08.2019	Present	Present	Present	Present
11.11.2019	Present	Absent	Present	Present
24.12.2019	Present	Present	Present	Present
11.02.2020	Present	Present	Present	Present

## 4. NOMINATION AND REMUNERATION COMMITTEE:

### a) Terms of reference:

The functioning and terms of reference of the Nomination and Remuneration Committee the role, powers and duties, quorum for meeting and frequency of meetings, have been devised keeping in view the requirements of the Companies Act, 2013 and SEBI (LODR) Regulations, 2015 and amendment thereof, as are in force/ applicable from time to time. The brief description of terms and reference of Nomination and Remuneration Committee is as follows:

1. Formulation of the criteria for determining qualifications, positive attributes and independence of a Director and recommend to the Board a policy, relating to the remuneration of the Directors, key managerial personnel and other employees.
2. Formulation of criteria for evaluation of Independent Directors and the Board.
3. Devising a policy on Board diversity.

4. Identifying persons who are qualified to become Directors and who may be appointed in senior management in accordance with the criteria laid down, and recommend to the Board their appointment and removal.
5. Whether to extend or continue the term of appointment of the Independent Director, on the basis of the report of performance evaluation of Independent Directors.
6. To recommend to the board, all remuneration, in whatever form, payable to senior management

### b) Composition, name of members and chairperson:

The Company has constituted a Nomination & Remuneration Committee of the Board ("Nomination and Remuneration Committee") pursuant to resolution of the Board dated 22nd March, 2005 and subsequently the committee re-constituted from time to time. The Nomination and Remuneration Committee consists of three Independent Non-executive Directors.

There is no change in the composition of committee during the year.

The Committee's composition meets with requirements of Section 178 of the Companies Act, 2013 and Regulation of 19 of SEBI (LODR) Regulations, 2015. The Nomination and Remuneration Committee comprises of following Directors:

S. No.	Name	Designation
1.	Mr. Shashi Kumar	Chairman (Independent Non-executive Director)
2.	Mr. Bhrigu Nath Ojha	Member (Independent Non-executive Director)
3.	Mr. Biswajit Choudhuri	Member (Independent Non-executive Director)

### c) Meetings and Attendance during the Year:

The committee met once during the year 2019-20 and the attendance of the members at the meeting is as follows:

Name of the Chairman/ Member and Date of Meeting	Mr. Shashi Kumar	Mr. Bhrigu Nath Ojha	Mr. Biswajit Choudhuri
30.04.2019	Present	Present	Present

### d) Performance evaluation criteria of Directors:

Pursuant to the provisions of the Companies Act, 2013 and SEBI (LODR) Regulations, 2015, the Board adopted a formal mechanism for evaluating its performance as well as that of its Committees and individual Directors, including Chairman of the Board. The exercise was carried out through a structured evaluation process covering various aspects of the Boards functioning such as composition of the Board & committees, experience & competencies, performance of specific duties & obligations, governance issues etc. Separate exercise was carried out to evaluate the performance of individual Directors including the Board Chairman who were evaluated on parameters such as attendance, contribution at the meetings and otherwise, independent judgement, safeguarding of minority shareholders interest etc.

The evaluation of the Independent Directors was carried out by the entire Board and that of the Chairman and the Non-Independent Directors were carried out by the Independent Directors in their meeting held on 10th February, 2020.

The Directors were satisfied with the evaluation results, which reflected the overall engagement of the Board and its Committees with the Company.

## 5. REMUNERATION OF DIRECTORS:

### a) Remuneration Policy:

The Company follows a policy on remuneration of Directors, Key Managerial Personnel (KMP) and Senior Management employees (SMP).

The remuneration / compensation / commission etc. to the Directors, KMPs and SMPs will be determined by the Committee and recommended to the Board for approval. The remuneration / compensation / commission etc. shall be subject to the prior/post approval of the shareholders of the Company and Central Government, wherever required. The policy has been updated on Company's website at [www.godawaripowerispat.com](http://www.godawaripowerispat.com), which can be accessed by link <http://godawaripowerispat.com/wp-content/uploads/2016/04/Nomination-And-Remuneration-Policy.pdf>



**b) Remuneration of Non-Executive Directors:**

The Non-Executive Directors shall be entitled to receive remuneration by way of sitting fees and commission as detailed hereunder:

- i) The remuneration / commission payable to Non-Executive / Independent Directors shall be fixed as per the slabs and conditions mentioned in the Articles of Association of the Company and the Act.
- ii) The Non-Executive / Independent Directors may receive remuneration by way of fees for attending meetings of Board or Committee thereof as may be decided by the Board from time to time provided that the amount of such fees shall not exceed One Lac rupees per meeting of the Board or Committee or such amount as may be prescribed by the Central Government from time to time.
- iii) Commission may be paid to Non-Executive / Independent Directors within the monetary limit approved by shareholders, subject to the limit not exceeding 1% of the profits of the Company computed as per the applicable provisions of the Act.
- iv) The Independent Directors shall not be entitled to any stock option of the Company.

**c) Remuneration of Whole-Time / Executive / Managing Director, KMP and Senior Management Personnel:**

- i) The Managing Director / Whole-time Directors/ KMP's and Senior Management Personnel shall be eligible for a monthly remuneration as may be approved by the Board on the recommendation of the Committee. The breakup of the pay scale and quantum of perquisites including, employer's contribution to P.F, pension scheme, medical expenses, club fees etc. shall be decided and approved by the Board/ the Person authorized by the Board on the recommendation of the Committee and approved by the shareholders and Central Government, wherever required.

- ii) If, in any Financial Year, the Company has no profits or its profits are inadequate, the Company shall pay remuneration to its Managing Director / Whole-time Directors in accordance with the provisions of Schedule V of the Act and if it is not able to comply with such provisions, with the previous approval of the Central Government.
- iii) If any Managing Director / Whole-time Director draws or receives, directly or indirectly by way of remuneration any such sums in excess of the limits prescribed under the Act or without the prior sanction of the Central Government, where required, he / she shall refund such sums to the Company and until such sum is refunded, hold it in trust for the Company. The Company shall not waive recovery of such sum refundable to it unless permitted by the Central Government.
- iv) Increments to the existing remuneration/ compensation structure may be recommended by the Committee to the Board which should be within the slabs approved by the Shareholders in the case of Managing Director / Whole-time Directors.
- v) Where any insurance is taken by the Company on behalf of its Managing Director / Whole-time Directors and/or KMPs, the Company Secretary and any other employees for indemnifying them against any liability, the premium paid on such insurance shall not be treated as part of the remuneration payable to any such personnel.

**d) Details of Remuneration of Directors for the Financial Year Ended 31st March, 2020:**

The Non-Executive Directors are paid sitting fees within the limit prescribed under the Companies Act, 2013 for attending the Board Meetings, Audit Committee Meetings and Other Committee Meetings. The Company has paid ₹50,000/- per meeting for attending Board meeting, ₹35,000/- per meeting for attending the Audit Committee meetings and ₹15,000/- per meeting for attending other committee meetings, as sitting fees.

The details of remuneration, sitting fees and commission paid to each of the Directors during the year ended 31st March, 2020 are given below:

(₹ in Lacs)					
S. No.	Name of the Director	Consolidated Salary	Sitting Fees	Commission	No. of Equity Shares held
1.	Mr. Biswajit Choudhuri	Nil	5.45	6.00	Nil
2.	Mr. Shashi Kumar	Nil	2.90	6.00	Nil
3.	Mr. Bhriгу Nath Ojha	Nil	4.45	6.00	Nil
4.	Mr. Harishankar Khandelwal	Nil	4.40	6.00	1500
5.	Ms. Bhavna G. Desai	Nil	5.10	6.00	2,50,000
6.	Mr. Bajrang Lal Agrawal	240.00	Nil	Nil	17,31,398
7.	Mr. Dinesh Kumar Agrawal	180.00	Nil	Nil	18,46,347
8.	Mr. Abhishek Agrawal	196.00	Nil	Nil	85,000
9.	Mr. Vinod Pillai	22.80	Nil	Nil	Nil
10.	Mr. Siddharth Agrawal	Nil	Nil	Nil	94,000
11.	Mr. Dinesh Kumar Gandhi	Nil	Nil	25.00	18,000



- i. All elements of remuneration package of individual directors summarized under major groups, such as salary, benefits, bonuses, stock options, pension etc: The Executive Directors were paid consolidated salary and perquisites and the Independent Directors were paid sitting fees and commission only.
- ii. Details of fixed component and performance linked incentives, along with the performance criteria: No performance incentives have been paid to directors.
- iii. Service contracts, notice period, severance fees: Not Applicable.

## 6. STAKEHOLDERS RELATIONSHIP COMMITTEE:

### i. Composition of the Committee:

For redressing the shareholder/ investor complaints and grievances, the Company has originally constituted the Investor Grievance Committee of the Board pursuant to resolution of the Board dated 22nd, March, 2005 as per the then requirements of the Listing Agreement and the Companies Act, 1956 and subsequently the committee re-constituted from time to time. The Board of Directors has rechristened the Investor Grievance Committee as Stakeholders Relationship Committee in its meeting held on 24th May, 2014.

There is no change in the composition of committee during the year.

The Stakeholders Relationship Committee consists of Three Independent Non-Executive Directors. The detailed composition of the members of the Stakeholders Relationship Committee at present is given below:

S. No.	Name	Designation
1.	Mr. Bhrigu Nath Ojha	Chairman (Independent Non-Executive Director)
2.	Ms. Bhavna G. Desai	Member (Independent Non-Executive Director)
3.	Mr. Biswajit Choudhuri	Member (Independent Non-Executive Director)

### ii. Meetings and Attendance during the Year:

The committee met four times during the year 2019-20 and the attendance of the members at these meetings is as follows:

Name of the Chairman/ Member and Date of Meeting	Mr. Bhrigu Nath Ojha	Ms. Bhavna G Desai	Mr. Biswajit Choudhuri
29.04.2019	Present	Present	Present
09.08.2019	Present	Present	Present
11.11.2019	Absent	Present	Present
10.02.2020	Present	Present	Present

### iii. Terms of reference

The brief description of terms and reference of Stakeholders Relationship Committee is as follows:

1. Resolving the grievances of the security holders of the listed entity including complaints related to transfer/transmission of shares, non-receipt of annual report, non-receipt of declared dividends, issue of new/duplicate certificates, general meetings etc.;
2. Review of measures taken for effective exercise of voting rights by shareholders;
3. Review of adherence to the service standards adopted by the listed entity in respect of various services being rendered by the Registrar & Share Transfer Agent;
4. Review of the various measures and initiatives taken by the listed entity for reducing the quantum of unclaimed dividends and ensuring timely receipt of dividend warrants/annual reports/statutory notices by the shareholders of the Company.

### iv. Name and Designation of Compliance Officer:

Mr. Yarra Chandra Rao, Company Secretary of the Company also functions as the Compliance Officer of the Company.

### v. The statement of shareholders complaints received, resolved during the year and pending at the end of the year are as under:

Sl. No.	No. of Complaints as on 01.04.2019	No. Complaints received during the year	No. Complaints not resolved during the year	No. Complaints pending as on 31.03.2020
1	0	0	0	0

## 7. GENERAL BODY MEETINGS:

### a) Location and time, where last three Annual General Meetings were held:

The location, date and time of the last three Annual General Meetings (AGM) were as under:

Year	Date	Time	Venue
2016-2017	25.09.2017	12:30 PM	2nd Floor, Hira Arcade, Near New Bus Stand, Pandri, Raipur (C.G.)
2017-2018	28.07.2018	04:30 PM	2nd Floor, Hira Arcade, Near New Bus Stand, Pandri, Raipur (C.G.)
2018-2019	10.08.2019	11:30 AM	2nd Floor, Hira Arcade, Near New Bus Stand, Pandri, Raipur (C.G.)

### b) Special Resolution passed in the previous three Annual General Meetings:

Details of special resolutions passed in previous three AGM of the Company are as under:

Date of Meeting	Special Resolution Passed
25th September, 2017	<ol style="list-style-type: none"> <li>Revision in remuneration payable to Mr. Bajrang Lal Agrawal (DIN: 00479747) as Managing Director;</li> <li>Revision in remuneration payable to Mr. Abhishek Agrawal (DIN: 02434507) as Whole Time Director; and</li> <li>Approval for conversion of outstanding restructured loans, in case of failure on the part of the Company to repay the restructured Loan and achieve the financial performance as stipulated in terms of the Master Restructuring Agreement (MRA) entered into on 30th March, 2017 between the Company and the lenders.</li> </ol>
28th July, 2018	Approval for increase in the aggregate limit of Investment by Foreign Institutional Investors/ Foreign Portfolio Investors and Non -Resident Indians in Equity Share Capital of the Company
10th August, 2019	<ol style="list-style-type: none"> <li>Re-appointment of Mr. Biswajit Choudhuri (DIN: 00149018) as an Independent Non-Executive Director</li> <li>Re-appointment of Mr. Bhriгу Nath Ojha (DIN: 02282594) as an Independent Non-Executive Director</li> <li>Re-appointment of Mr. Shashi Kumar (DIN: 00116600) as an Independent Non-Executive Director</li> <li>Re-appointment of Mr. Harishankar Khandelwal (DIN: 00330891) as an Independent Non-Executive Director</li> <li>Re-appointment of Ms. Bhavna Govindbhai Desai (DIN: 06893242) as an Independent Women Non-Executive Director</li> <li>Revision in remuneration of Mr. Bajrang Lal Agrawal (DIN: 00479747) Managing Director</li> <li>Revision in remuneration of Mr. Abhishek Agrawal (DIN: 02434507) Whole - Time Director</li> <li>Revision in remuneration of Mr. Dinesh Kumar Agrawal (DIN: 00479936) Whole-Time Director</li> <li>Revision in remuneration of Mr. Vinod Pillai (DIN: 00497620) Whole-Time Director</li> <li>Approval of the commission payable to Non-Executive Directors and Independent Directors of the Company</li> </ol>

### c) Special Resolution passed last year through Postal Ballot:

During the Financial Year 2019-20, no special resolution has been passed through Postal Ballot.

### d) Immediate Proposal for any special resolution through Postal Ballot:

There is no immediate proposal for passing any special resolution through Postal Ballot on or before ensuing Annual General Meeting.

## 8. MEANS OF COMMUNICATION:

The Standalone & Consolidated unaudited quarterly / half yearly results are announced within forty-five days of the close of the quarter. The Standalone & Consolidated audited

annual results are announced within sixty days from the close of the Financial Year as per the requirements of the SEBI (LODR) Regulations, 2015 with the Stock Exchanges. The aforesaid financial results are sent to Bombay Stock Exchange Limited (BSE) and The National Stock Exchange of India Limited (NSE) where the Company's securities are listed, immediately after these are approved by the Board. The results are thereafter published within forty eight hours in English and Hindi editions of Business Standard newspaper in all India editions.

The Annual Report of the Company, the quarterly / half yearly / annual results of the Company are also placed on the Company's website: [www.godawaripowerispat.com](http://www.godawaripowerispat.com) at Investors Section and can be downloaded therefrom. A

separate dedicated section under 'Investors Information' on the Company's website gives information on unclaimed dividends and other relevant information of interest to the investors / public

The quarterly results, shareholding pattern, quarterly

compliances, press release, presentations made to institutional investors or to the analysts and all other corporate communication to the Stock Exchanges viz. BSE and NSE are filed electronically on NSE & BSE's on-line portal and also placed at the website of the Company at "Investors Information"

## 9. GENERAL SHAREHOLDER INFORMATION:

### a) Annual General Meeting- date, time and venue:

Date	25.09.2020
Time	11:30 A.M.
Deemed Venue	Registered Office of the Company at 428/2, Phase 1, Industrial Area, Siltara, Raipur 493 111

### b) Financial Year:

The Financial Year of the Company commences from 01st April 2020 and ends on 31st March, 2021

Tentative Calendar for Board Meeting (for Financial Result)- for the Financial Year 2020-2021:

Quarter ending on 30th June 2020	: On or before 14th August, 2020
Half-year ending on 30th September 2020	: On or before 14th November, 2020
Quarter ending on 31st December 2020	: On or before 14th February, 2021
Year ending on 31st March 2021	: On or before 30th May, 2021

### c) Dividend Payment Date:

The Board of Directors of the Company has not recommended payment of any dividend for the year under review. Hence, the dividend payment date is not applicable.

### d) Name and Address of Stock Exchange where securities are Listed:

The Equity Shares of the Company are listed with:

- National Stock Exchange of India Limited (NSE),  
Exchange Plaza, Bandra Kurla Complex, Bandra (E),  
Mumbai (M.H.) – 400051  
Stock Code: GPIL
- BSE Limited (BSE),  
1st Floor, Rotunda Building, Dalal Street,  
Mumbai (M.H.) – 400 001  
Stock Code: 532734

We hereby confirm that the Company has duly paid its Annual Listing Fees for the Financial Year 2020-2021 to both NSE and BSE.

### e) Market Price Data:

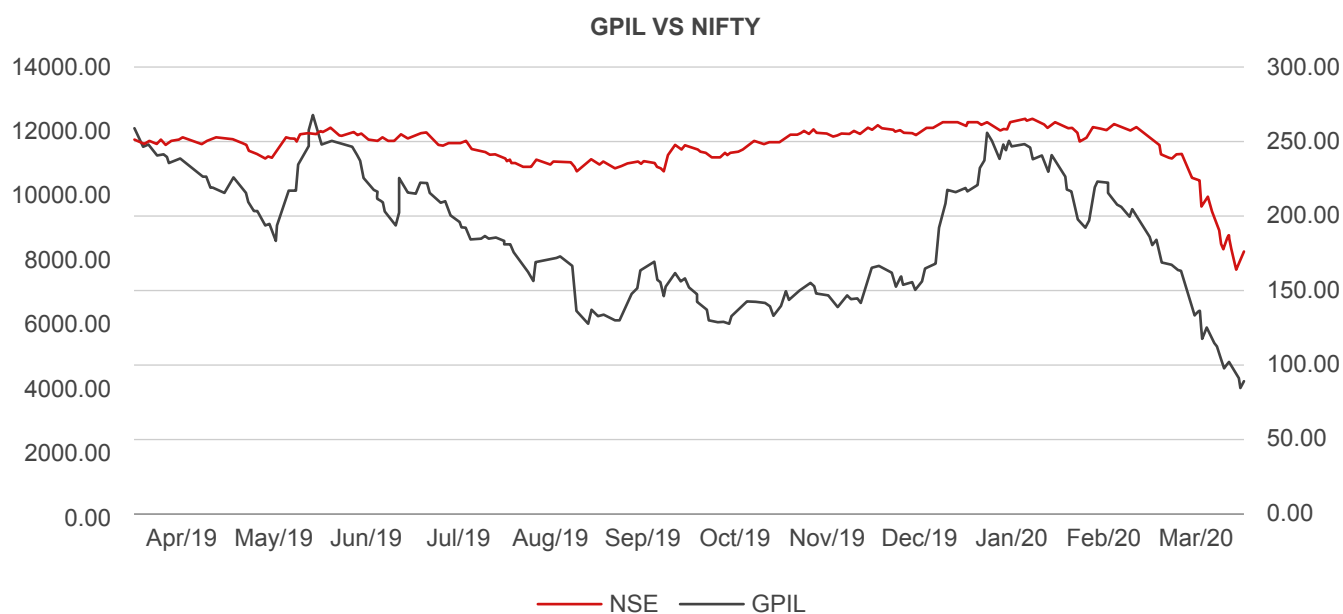
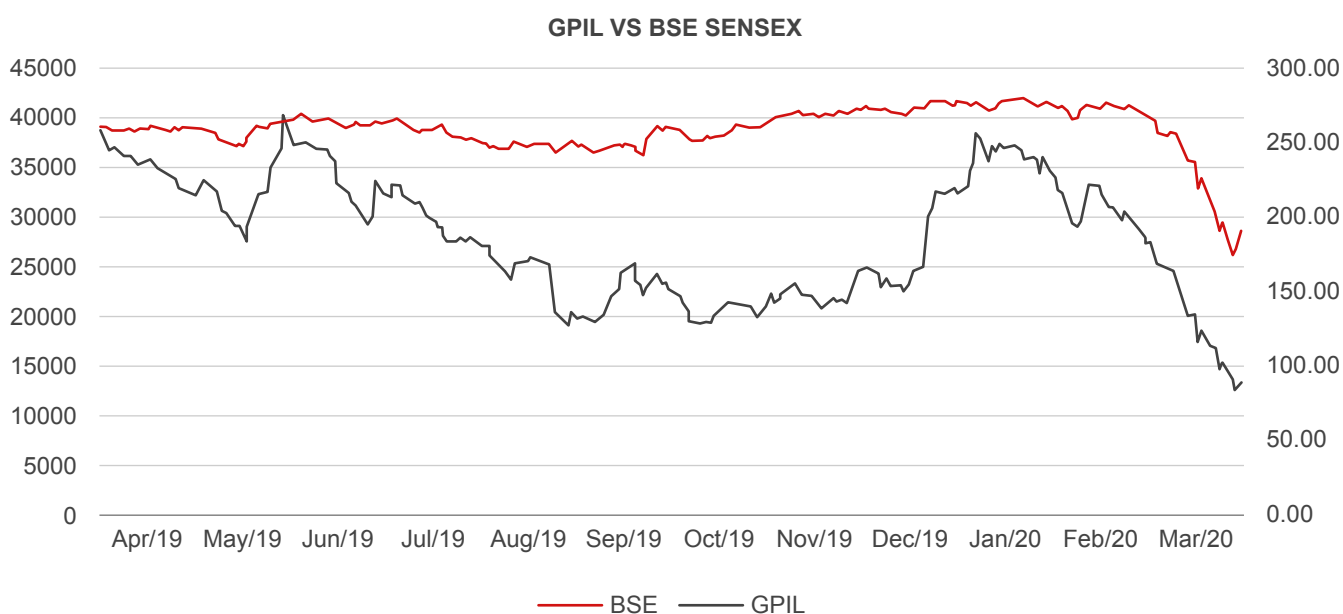
The monthly high and low price of shares traded on the NSE and BSE, during the last Financial Year 2019-20 are as follows:

Month	NSE		BSE	
	High Price	Low Price	High Price	Low Price
Apr-19	258.40	215.20	258.65	215.35
May-19	268.80	182.60	268.75	183.30
Jun-19	251.40	193.45	250.70	193.40
Jul-19	222.85	180.05	222.80	179.85
Aug-19	180.20	127.40	181.20	127.30

Month	NSE		BSE	
	High Price	Low Price	High Price	Low Price
Sep-19	169.65	129.55	169.70	129.50
Oct-19	150.15	128.40	150.25	128.25
Nov-19	166.95	138.45	138.55	166.15
Dec-19	231.95	150.30	231.95	150.20
Jan-20	256.90	202.75	257.50	202.90
Feb-20	222.70	168.00	222.10	168.15
Mar-20	166.75	84.55	166.75	84.85

**f) Performance in comparison to Broad Based Indices:**

A comparative study of performance of Equity Shares of the Company with BSE Senses and NIFTY, for the Financial Year 2019-2020 is as follows:



**g) Registrar and Share Transfer Agent:**

The Registrar and Share Transfer Agent of the Company is Link Intime India Private Limited

The correspondence address and the contact details are as under:

C-101, 247 Park, L B S Marg, Vikhroli, West, Mumbai (M.H.) - 400083

Ph: 022-49186270, Fax: 022-49186060  
Toll-free Number: 1800 1020 878

Email: [rnt.helpdesk@linkintime.co.in](mailto:rnt.helpdesk@linkintime.co.in);  
Website: [www.linkintime.co.in](http://www.linkintime.co.in)

Investors are requested to please send dividend, annual report related query/grievances etc. to our Registrar at Link Intime India Private Limited at Mumbai.

**h) Share transfer and Dematerialization of Shares:**

The Securities & Exchange Board of India (SEBI) has notified vide Circular No. SEBI/HO/MIRSD/DOP1/CIR/2018/P/73 dated 20th April, 2018 and No. SEBI/HO/MIRSD/DOS3/CIR/P/2018/115 dated 16th July, 2018 that except in case of transmission or transposition of securities, requests for effecting the transfer of securities shall not be processed unless the securities are held in the dematerialised form with a depository. Essentially, the shares in physical mode cannot be transferred after 5th December 2018. SEBI has

extended the said dead line upto 31st March 2019 vide its Press Release No.49/2018 dated 3rd December 2018. However, the shareholders shall hold shares in physical form but shall not be allowed to transfer the shares. In view of this regulatory amendment it is advisable to the shareholders, to dematerialize their securities as early as possible with ISIN INE177H01013 of the Company.

The Company's shares can be dematerialized with the Depositories namely CDSL or NSDL through the Depository Participants. The Company's shares are compulsorily traded in the demat mode at NSE & BSE. The Frequently Asked Questions for Transfer and Dematerialization are available at the website of the Company and can be accessed at link <http://godawaripowerispat.com/wp-content/uploads/2019/02/Frequently-Asked-Questions-for-Transfer-Dematerialization-of-Shares.pdf>

Pursuant to SEBI circular SEBI/HO/MIRSD/DOP1/CIR/P/2018/73 dated 20th April, 2018, in which SEBI has directed all the Listed Companies to mandatorily record the PAN and Bank Account details of all their shareholders holding shares in physical mode. In these connections, the Company has sent letters to the shareholders, who are holding shares in physical mode. The shareholders are once again requested to update their aforesaid details with Link Intime India Private Limited, Mumbai, if details are not yet updated.

**i) Distribution of Shareholding:**

The Distribution of shareholding of Equity Shares of the Company as on 31st March, 2020 is as under:

No. of Shares	Shareholders		Shares Held	
	Number	% to Total	Number	% to Total
Up to 500	17430	89.13	17941830	5.09
501 – 1000	916	4.69	7332310	2.08
1001- 2000	495	2.53	7385410	2.10
2001 – 3000	238	1.22	6203470	1.76
3001 – 4000	88	0.45	3124510	0.89
4001 – 5000	79	0.40	3724020	1.06
5001 – 10000	142	0.73	10469140	2.97
10001 and above	167	0.85	296181780	84.05
Total	19555	100.00	35236247	100.00

**Shareholding Pattern as on 31st March 2020:**

Sl. No.	Category of Shareholder	Total Number of Shares	Total shareholding as a % of total number of shares
<b>(A)</b>	<b>PROMOTER AND PROMOTER GROUP</b>		
i.	Individual / HUF	18946572	53.77
ii.	Bodies Corporate	3685169	10.46
iii.	Any Other (Trust)	1125000	3.19
	<b>SUB TOTAL (A)</b>	<b>23756741</b>	<b>67.42</b>
<b>(B)</b>	<b>PUBLIC</b>		
a)	Institutions		
i.	Foreign Portfolio Investor	1101167	3.13
ii.	Financial Institutions/ Banks	64373	0.18
b)	<b>Non-Institutions</b>		
i.	Individual		
	i.) Individual shareholders holding nominal share capital up to ₹2 Lakh.	5317989	15.09
	ii.) Individual shareholders holding nominal share capital in excess of ₹2 Lakh	1839450	5.22
ii.	NBFC Registered with RBI	10450	0.03
iii.	IEPF	9816	0.03
iv.	Trusts	100	0.00
v.	Hindu Undivided Family	512246	1.45
vi.	Non Resident Indians (Non Repat)	64008	0.18
vii.	Non Resident Indians (Repat)	111136	0.32
viii.	Other Director	269500	0.72
ix.	Clearing Members	253568	0.68
x.	Bodies Corporate	1924203	5.46
	<b>SUB TOTAL (B)</b>	<b>11479506</b>	<b>32.58</b>
	<b>TOTAL (A+B)</b>	<b>35236247</b>	<b>100.00</b>

**j) Address for Investors Communications:**

Mr. Y.C. Rao  
Company Secretary & Compliance Officer,  
Godawari Power & Ispat Limited  
Corporate Office: First Floor, Hira Arcade,  
Near New Bus Stand, Pandri, Raipur, Chhattisgarh 492 001.  
Tel: +91-771-4082735  
E-mail: yarra.rao@hiragroup.com

**k) Plant Locations:**

The Plant of the Company is situated at:  
428/2, Phase-I, Industrial Area, Siltara - 493111, Dist. Raipur (C.G.) 493 221  
Tel: +91-771-4082333; Fax: +91-771-4082234  
Website: www.godawaripowerispat.com

**l) Name of the Debenture Trustee with full contact details**

Axis Trustee Services Limited  
(A Wholly Owned Subsidiary of Axis Bank Ltd)  
Axis House, 2nd Floor, Bombay Dyeing Mills Compound,  
Near Hard Rock Café Pandurang, Budhkar Marg, Worli, Mumbai, Maharashtra – 400 025  
Ph: 022- 43255233



#### m) Details of Credit Ratings and revision thereof:

There is no outstanding Non Convertible Debentures as on 31st March, 2020, However during the period under review, the Credit Ratings of Non Convertible Debentures of the Company have been revised as follows:

Facilities/ Instruments	Date of Revision	Ratings	Remarks
Series A, B & C Non Convertible Debentures	12th July, 2019	CARE BBB+; Stable (Triple B Plus; Outlook Stable)	Revised from CARE BBB; Stable (Triple B; Outlook Stable)

## 10. OTHER DISCLOSURES:

### a) Related Party Transactions

All transactions entered into with Related Parties as defined under the Companies Act, 2013 and Regulation 23 of SEBI (LODR) Regulations, 2015 during the Financial Year were in the ordinary course of business and on an arms' length pricing basis and do not attract the provisions of Section 188 of the Companies Act, 2013. There were no materially significant transactions with related parties during the Financial Year, which were in conflict with the interest of the Company. Suitable disclosure as required by the Indian Accounting Standards (Ind AS-24) has been made in the notes to the Financial Statements.

A statement, in summary form, of all the transactions entered into with the related parties in the ordinary course of business, details of individual transactions with related parties are placed before the audit committee for the review from time to time.

The Board has revised the policy on related party transactions, at its Board Meeting held on 30th April, 2019, pursuant to SEBI (LODR) Amendment Regulations, 2018. The revised policy shall be effective from 01st April, 2019 and is placed on the Company's website, the web link of which is <http://godawaripowerispat.com/investors-information/policies/>.

### b) Details of non-compliance by the Company, penalties and strictures imposed etc.:

The Company has complied with the requirements of regulatory authorities on capital markets. No penalty / stricture was imposed on the Company by Stock Exchange or SEBI or any statutory authority, on any matter related to capital markets during the last one year from the date of its listing on the stock exchanges.

### c) Vigil Mechanism / Whistle Blower Policy:

Pursuant to the provisions of Section 177 of the Companies Act, 2013 read with Rule 7 of the Companies (Meeting of Board and its Powers) Rules, 2014 and pursuant to Regulation 22 of SEBI (LODR) Regulations, 2015, the Board of Directors of the Company approved the Whistle Blower Policy of the Company establishing a vigil mechanism for Directors and employees of the Company to report genuine concerns. The Vigil mechanism provides for adequate safeguards against the victimization of employees and Directors who avail the vigil mechanism and also provides for direct access to the nodal officer of the Company nominated by the Audit Committee as its representative. The details of the Nodal Officer of the Company is as under:

Mr. Yarra Chandra Rao,  
Company Secretary & Compliance Officer,  
C/o Godawari Power & Ispat Limited,  
First Floor, Hira Arcade, Near New Bus Stand,  
Pandri, Raipur, Chhattisgarh- 492 001  
Tel: +91-771-4082735  
Email: yarra.rao@hiragroup.com

The said policy has been properly communicated to all the Directors and employees of the Company through the respective departmental heads. It is further affirmed that no personnel has been denied access to the Audit Committee of the Company.

### d) Details of compliance with mandatory and adoption of Non mandatory requirements:

The Company has not adopted/ complied with any non mandatory requirements. However, the Company has complied with all the mandatory requirements, contained in SEBI (LODR) Regulations, 2015.

### e) Material Subsidiaries:

Pursuant to the provisions contained in SEBI (LODR) Regulations, 2015, the Company has identified Godawari Green Energy Limited (GGEL) and Ardent Steel Limited (ASL), as material subsidiaries, since the net worth of GGEL and income of ASL, exceeds ten per cent of its consolidated net worth / income as per the Audited Balance Sheet of the previous Financial Year i.e. FY 2019-20

Pursuant to SEBI (LODR) Amendment Regulations, 2018, the Board of Directors of the Company have adopted a revised policy for determining material subsidiaries with retrospective effect from 01st April, 2019, the web-link of which is <http://godawaripowerispat.com/investors-information/policies/>.

The Company has Nominated & appointed Mr. B. N. Ojha as Independent Director on the Board of GGEL and ASL, pursuant to Regulation 24(1) of SEBI (LODR) Regulations, 2015.

The Unaudited Quarterly Financial Statement and/or Audited Financial Statements of all the Subsidiary Companies are tabled at the Audit Committee and Board Meetings of the Company. Copies of the minutes of the Board meetings of all the subsidiary companies are tabled at the subsequent board meetings.

### f) Details of utilization of funds raised during the year:

During the period under review, the Company has not raised funds through preferential allotment or qualified institutions placement as specified under Regulation 32(7A) of SEBI (LODR) Regulations, 2015.

**g) Certificate from Practicing Company Secretary:**

The Company has received a certificate from M/s Jain Tuteja & Associates, Practicing Company Secretary certifying that none of the Directors of the Company are debarred or

disqualified from being appointed or continuing as Directors of the Companies by the Board/ Ministry of Corporate Affairs or any such statutory authority. The said certificate is annexed as **Annexure- A**.

**h) Total fees paid to Statutory Auditors:**

The details of the total fees of all services paid by the Company and its Subsidiaries, on a consolidated basis, to M/s JDS & Co, Statutory Auditors and all the entities in the network firm/ network entity of which the statutory auditor is a part, are as under:

(₹ in lacs)

Sl. No.	Name of the Company	Total Fees paid to Statutory Auditor*
1	Godawari Power and Ispat Limited	30.00
2	Ardent Steel Limited (Subsidiary)	5.75
3	Godawari Green Energy Ltd. (Subsidiary)	4.13
4	Godawari Energy Limited. (Subsidiary)	0.09
5	Hira Ferro Alloys Limited (Associate)	7.50
6	Jagdamba Power & Alloys Ltd (Associate)	2.25

\*Inclusive of Tax Audit Fees

**i) Disclosure under the Sexual Harassment of Women at Workplace (Prevention, Prohibition and Redressal) Act, 2013:**

The Company has in place an Anti-Sexual Harassment Policy in line with the requirements of the Sexual Harassment of Women at the Work Place (Prevention, Prohibition and Redressal) Act, 2013. Internal Complaints Committee (ICC) has been set up to redress complaints received regarding sexual harassment. All employees (Permanent, Contractual, Temporary, Training) are covered under this Policy. There was no complaints at the beginning of the year i.e. as on 1st April, 2019 and during the year Company has not received any complaints and no complaints were pending as on 31st March, 2020.

**11. DETAILS OF NON COMPLIANCE OF ANY REQUIREMENT OF CORPORATE GOVERNANCE REPORT:**

The Company has complied with the requirements, as specified in Para 2 to 10 of Part C of Schedule V of the SEBI (LODR) Regulations, 2015.

**12. DISCRETIONARY REQUIREMENTS:**

The status of compliance with non-mandatory recommendations of the SEBI (LODR) Regulations, 2015 is as follows:

**a) The Board:**

The Chairman of the Company is a Non Executive Independent Director. The Company has not provided separate office to

the Chairman. However, the Company incurs and reimburses all the expenses incurred by him during the performance of his duties towards the Company.

**b) Shareholder Rights:**

As the quarterly and half yearly financial results are published in the newspapers and are also posted on the Company's website and the link of the same on the Company's website is being sent to the shareholders through e-mail, whose email ID is available with depositories.

**c) Modified opinion(s) in audit report:**

The Auditors have issued an un-modified opinion on the Standalone & Consolidated Financial Statements of the Company for the FY 2019-20.

**d) Reporting of Internal Auditor:**

The Internal Auditor of the Company directly reports to the Audit Committee.

**13. DISCLOSURE OF ACCOUNTING TREATMENT**

The Company has followed all relevant accounting standards while preparing the financial statements and statement of accounts have been drawn in compliance of all applicable accounting standards. The financial results have been prepared in accordance with the Companies (Indian Accounting Standards) Rules, 2015 (Ind AS) prescribed under Section 133 of the Companies Act, 2013 and other recognized accounting practices and policies to the extent applicable.

## 14. DETAILS OF COMPLIANCE WITH MANDATORY REQUIREMENTS OF SEBI (LODR) REGULATIONS.

The Company has complied with the mandatory requirements as specified in Regulation 17 to 27 and clauses (b) to (i) of sub regulation (2) of the Regulation 46 of SEBI (LODR) Regulations, 2015 and the details are as under:

### Disclosure of compliance specified in Regulation 17 to 27 of SEBI (LODR) Regulations

Sl. No.	Particulars	Regulation	Compliance Status (Yes/No/NA)
1.	Independent director(s) have been appointed in terms of specified criteria of 'independence' and/or 'eligibility'	16(1)(b) & 25(6)	Yes
2.	Board composition	17(1),17(1A) & 17(1B)	Yes
3.	Meeting of Board of directors	17(2)	Yes
4.	Quorum of Board meeting	17(2A)	Yes
5.	Review of Compliance Reports	17(3)	Yes
6.	Plans for orderly succession for appointments	17(4)	Yes
7.	Code of Conduct	17(5)	Yes
8.	Fees/compensation	17(6)	Yes
9.	Minimum Information	17(7)	Yes
10.	Compliance Certificate	17(8)	Yes
11.	Risk Assessment & Management	17(9)	Yes
12.	Performance Evaluation of Independent Directors	17(10)	Yes
13.	Recommendation of Board	17(11)	Yes
14.	Maximum number of Directorships	17A	Yes
15.	Composition of Audit Committee	18(1)	Yes
16.	Meeting of Audit Committee	18(2)	Yes
17.	Composition of nomination & remuneration committee	19(1) & (2)	Yes
18.	Quorum of Nomination and Remuneration Committee meeting	19(2A)	Yes
19.	Meeting of Nomination and Remuneration Committee	19(3A)	Yes
20.	Composition of Stakeholder Relationship Committee	20(1), 20(2) & 20(2A)	Yes
21.	Meeting of Stakeholders Relationship Committee	20(3A)	Yes
22.	Composition and role of risk management committee	21(1),(2),(3),(4)	Yes
23.	Meeting of Risk Management Committee	21(3A)	NA
24.	Vigil Mechanism	22	Yes
25.	Policy for related party Transaction	23(1),(1A),(5),(6),(7) & (8)	Yes
26.	Prior or Omnibus approval of Audit Committee for all related party transactions	23(2), (3)	Yes
27.	Approval for material related party transactions	23 (4)	NA
28.	Disclosure of related party transactions on consolidated basis	23(9)	Yes
29.	Composition of Board of Directors of unlisted material Subsidiary	24(1)	Yes
30.	Other Corporate Governance requirements with respect to subsidiary of listed entity	24(2),(3),(4),(5) & (6)	Yes
31.	Annual Secretarial Compliance Report	24(A)	Yes
32.	Alternate Director to Independent Director	25(1)	Yes
33.	Maximum Tenure	25(2)	Yes
34.	Meeting of independent directors	25(3) & (4)	Yes
35.	Familiarization of independent directors	25(7)	Yes
36.	Declaration from Independent Director	25(8) & (9)	Yes
37.	D & O Insurance for Independent Directors	25(10)	NA
38.	Memberships in Committees	26(1)	Yes

Sl. No.	Particulars	Regulation	Compliance Status (Yes/No/NA)
39.	Affirmation with compliance to code of conduct from members of Board of Directors and Senior management personnel	26(3)	Yes
40.	Disclosure of Shareholding by Non-Executive Directors	26(4)	Yes
41.	Policy with respect to Obligations of directors and senior management	26(2) & 26(5)	Yes

#### Disclosure on website in terms of SEBI (LODR) Regulations (Regulation 46 (2) (b) to (i))

S. No.	Particulars	Compliance Status (Yes/No/NA)
1.	Terms and conditions of appointment of Independent Directors	Yes
2.	Composition of various committees of Board of Directors	Yes
3.	Code of conduct of Board of Directors and Senior Management Personnel	Yes
4.	Details of establishment of Vigil Mechanism/ Whistle Blower policy	Yes
5.	Criteria of making payments to Non-Executive Directors	Yes
6.	Policy on dealing with Related Party Transactions	Yes
7.	Policy for determining 'material' subsidiaries	Yes
8.	Details of familiarization programmes imparted to Independent Directors	Yes

## 15. ETHICS/GOVERNANCE POLICIES

At GPIL, we strive to conduct our business and strengthen our relationships in a manner that is dignified, distinctive and responsible. We adhere to ethical standards to ensure integrity, transparency, independence and accountability in dealing with all stakeholders. Therefore, your Company has adopted following codes and policies to carry out our duties in an ethical manner.

- Code of Conduct for Directors, Senior Management and Employees
- Whistle Blower Policy
- Policy on Related Party Transactions
- Corporate Social Responsibility Policy
- Policy for determining Material Subsidiaries
- Code of Conduct for Prevention of Insider Trading
- Code of Practices & Procedures For Fair Disclosure of Unpublished Price Sensitive Information

Some of the above codes and policies which are statutorily required to be posted on the Company website have been posted accordingly the weblink of which is- <http://godawaripowerispat.com/investors-information/policies/>

## 16. INSIDER TRADING DISCLOSURE:

The Board of Directors of the Company has duly adopted revised Code of Practices and Procedures for Fair Disclosure of Unpublished Price Sensitive Information and Code of Internal Procedures and Conduct for Regulating, Monitoring and Reporting of trading by insiders of the Company, pursuant to the provisions of Regulation 8 (Code of Fair Disclosure) and Regulation 9 (Code of Conduct), respectively, of the

SEBI (Prohibition of Insider Trading) Regulations, 2015 and the SEBI (Prohibition of Insider Trading) (Amendment) Regulations, 2018 and its notification dated December 31, 2018. The above codes came into effect from 01st April, 2019.

The aforesaid codes have been adopted with a view to regulate trading in securities by the Directors and designated employees of the Company. The Code requires pre-clearance for dealing in the Company's shares and prohibits the purchase or sale of Company shares by the Directors and the designated employees while in possession of unpublished price sensitive information in relation to the Company and during the period when the Trading Window is closed. The Company Secretary & Compliance Officer is responsible for implementation of the Code.

All Board of Directors and the designated employees have confirmed compliance with the Code.

## 17. CEO/CFO CERTIFICATION

The Chief Executive Officer and the Chief Financial Officer have certified to the Board with regard to the financial statements and other matters as required in Clause 27 of SEBI (LODR) Regulations, 2015 and the said certificate is annexed in this report as **Annexure B**.

For and on behalf of Board of Directors

**B.L. Agrawal**  
Managing Director

**Abhishek Agrawal**  
Executive Director

Place: Raipur  
Date: 27.06.2020

## ANNEXURE A

# CERTIFICATE OF NON-DISQUALIFICATION OF DIRECTORS

(pursuant to Regulation 34(3) and Schedule V Para C clause (10)(i) of the SEBI  
(Listing Obligations and Disclosure Requirements) Regulations, 2015)

To,  
The Members of  
**Godawari Power and Ispat Limited**  
Plot No.428/2, Phase- 1 Industrial Area,  
Siltara Raipur, Chattisgarh

This certificate is issued pursuant to Clause 10 (i) of the Part C of Schedule V of SEBI (Listing Obligations and Disclosure Requirements) Regulations, 2015 as amended vide circular dated 09th May, 2018 of the Securities and Exchange Board of India.

We have examined the compliance of provisions of the aforesaid Clause 10 (i) of the Part C of Schedule V of SEBI (Listing Obligations and Disclosure Requirements) Regulations, 2015 and to the best of our information and according to the explanations given to us by Godawari Power and Ispat Limited ('the Company') having CIN L27106CT1999PLC013756 and having its Registered Office at Plot No.428/2, Phase- 1 Industrial Area, Siltara, Raipur Chattisgarh, and the declarations made by the Directors, we hereby certify that none of the Directors of the Company, have been debarred or disqualified as on 31st March, 2020 from being appointed or continuing as Directors of the Company by SEBI/Ministry of Corporate Affairs or any other statutory authority.

For, **Jain Tuteja & Associates**

**Tanveer Kour Tuteja**  
(Partner)

Practising Company Secretary

M. No.:F7704

C.P. No.:8512

UDIN: F007704B000309742

Place: Raipur  
Date : 02.06.2020

**ANNEXURE-B**  
**COMPLIANCE CERTIFICATE BY**  
**CHIEF EXECUTIVE OFFICER AND CHIEF FINANCIAL OFFICER**  
 [Pursuant to Regulation 17(8) of SEBI (LODR) Regulations, 2015]

To,  
 The Board of Directors  
**Godawari Power and Ispat Limited**  
 Raipur - Chhattisgarh

We the undersigned, in our respective capacities as Managing Director and Chief Financial Officer of Godawari Power and Ispat Limited ("the Company") to the best of our knowledge and belief certify that:

- a) We have reviewed the financial statements and the cash flow statement for the Financial Year 2019-20 and hereby certify that to the best of our knowledge and belief:
  - i) these statements do not contain any materially untrue statement or omit any material fact or contain statements that might be misleading.
  - ii) these statements together present a true and fair view of the listed entity's affairs and are in compliance with existing accounting standards, applicable laws and regulations.
- b) There are, to the best of our knowledge and belief, no transactions entered into by the listed entity during the year which are fraudulent, illegal or violative of the listed entity's code of conduct
- c) We accept responsibility for establishing and maintaining internal controls for financial reporting and we have evaluated the effectiveness of internal control systems of the entity pertaining to financial reporting and have no deficiencies in the design or operation of such internal controls
- d) We have indicated to the auditors and the Audit committee
  1. significant changes in internal control over financial reporting during the year;
  2. significant changes in accounting policies during the year and that the same have been disclosed in the notes to the financial statements; and
  3. No significant fraud witnessed during the year

Place: Raipur  
 Date: 27.06.2020

**Bajrang Lal Agrawal**  
 Managing Director

**Sanjay Bothra**  
 Chief Financial Officer

## DECLARATION REGARDING CODE OF CONDUCT

Pursuant to the Regulation 17(5) of SEBI (LODR) Regulations, 2015, the Board of Directors of the Company have approved and adopted Code of Conduct and Ethics which is applicable to all the Board members, senior management and employees of the Company.

The Code lays down the standard of conduct which is expected to be followed by the Directors and the designated employees in their business dealings and in particular on matters relating to integrity in the work place, in business practices and in dealing with stakeholders.

The code has been circulated to Directors and Managerial Personnel, and its compliance is affirmed by them annually.

I hereby declare that all the Directors and Senior Management Personnel have affirmed compliance during the Financial Year 2019-20 with the provisions of Code of Conduct as adopted by the Company.

Place: Raipur  
 Date: 27.06.2020

**Bajrang Lal Agrawal**  
 Managing Director



---

# AUDITORS' CERTIFICATE

(On Corporate Governance)

To  
The Members of  
**Godawari Power and Ispat Limited**

We have examined the compliance of conditions of Corporate Governance by Godawari Power and Ispat Limited for the year ended 31st March, 2020 as stipulated in SEBI (LODR) Regulations, 2015 of the said Company, with the stock exchange(s).

The compliance of conditions of Corporate Governance is the responsibility of the Management. Our examination was limited to procedures and implementation thereof adopted by the Company for ensuring the compliance of the conditions of the Corporate Governance. It is neither an audit nor an expression of opinion on the financial statements of the Company.

In our opinion and to the best of our information and according to the explanations given to us and the representations made by the Directors and the management, we certify that the Company has complied with the conditions of Corporate Governance as stipulated in the above mentioned SEBI (LODR) Regulations, 2015.

We further state that such compliance is neither an assurance as to the future viability of the Company nor the efficiency of effectiveness with which the Management has conducted the affairs of the Company.

Place: Raipur  
Date: 27.06.2020

For, **JDS & Co.**  
Chartered Accountants

**O P Singhania**  
Partner  
Membership No. 051909

**ANNEXURE-10**  
[See Regulation 34(2)(f)]

# Business Responsibility Report 2019-20

## SECTION A: GENERAL INFORMATION ABOUT THE COMPANY

1. Corporate Identity Number (CIN) of the Company	L27106CT1999PLC013756
2. Name of the Company	Godawari Power and Ispat Limited
3. Registered address	Plot No. 428/2, Phase I, Industrial Area, Siltara, Raipur – 493111, Chhattisgarh
4. Website	www.godawaripowerispat.com
5. E-mail id	yarra.rao@hiragroup.com
6. Financial Year reported	2019-20
7. Sector(s) that the Company is engaged in (industrial activity code-wise)	-
8. List three key products/services that the Company manufactures/provides (as in balance sheet)	Iron Ore Pellets, Sponge Iron and Steel Billets
9. Total number of locations where business activity is undertaken by the Company	-
(a) Number of International Locations (Provide details of major 5)	None
(b) Number of National Locations	Two 1. Industrial Growth Center, Siltara, Raipur Chhattisgarh. 2. Urla Industrial Area, Raipur, Chhattisgarh.
10. Markets served by the Company – Local/State/National/International	Local, State, National and International.

## SECTION B: FINANCIAL DETAILS OF THE COMPANY

1. Paid up Capital (INR)	35,23,62,470
2. Total Turnover (INR)	27,74,01,28,882
3. Total profit after taxes (INR)	1,21,39,86,124
4. Total Spending on Corporate Social Responsibility (CSR) as percentage of profit after tax (%)	2.38%
5. List of activities in which expenditure in 4 above has been incurred:	Please refer to the “Annual Report on CSR activities” which is an annexure to the Board’s Report forming a part of this Annual Report.

## SECTION C: OTHER DETAILS

1. Does the Company have any Subsidiary Company/ Companies?	Yes, the Company has three subsidiary companies and One step down subsidiary Company.
2. Do the Subsidiary Company/Companies participate in the BR Initiatives of the parent company? If yes, then indicate the number of such subsidiary company(s)	No. However, each of the Company's subsidiaries strives to carry out its business in a responsible and diligent Manner and undertaking the CSR activities as applicable under the law.
3. Do any other entity/entities (e.g. suppliers, distributors etc.) that the Company does business with, participate in the BR initiatives of the Company? If yes, then indicate the percentage of such entity/entities? [Less than 30%, 30-60%, More than 60%]	No.

## SECTION D: BUSINESS RESPONSIBILITY (BR) INFORMATION:

1. Details of Director/Directors responsible for BR	
(a) Details of the Director/Director responsible for implementation of the BR policy/policies	
1. DIN Number	00479747
2. Name	Shri B.L. Agrawal
3. Designation	Managing Director
(b) Details of the BR head	
DIN Number (if applicable)	Not applicable
Name	Shri Vivek Agrawal
Designation	Chief Operating Officer
Telephone number	9893900112
e-mail id	Vivek.agrawal@hiragroup.com

### 2. Principle-wise (as per NVGS) BR Policy / Policies:

#### (a) Details of compliance (Reply in Y/N)

Sl. No.	Questions	P1	P2	P3	P4	P5	P6	P7	P8	P9
		Business Ethics	Product Responsibility	Employee Well-being	Stakeholder Engagement	Human Rights	Environment Protection	Public & Regulatory Policy	CSR	Customer Relation
1	Whether the Company has policies for each of the 9 Principles?	YES	YES	YES	YES	YES	YES	YES	YES	YES
2	Whether the policies have been formulated in consultation with the relevant stakeholders?	NO. While there is no formal consultation with all stakeholders, the relevant policies have evolved over a period of time by taking inputs from concerned internal stakeholders.								
3	Whether the policies conform to any national /international standards? If yes, specify (50 words)?	YES. The policies are in compliance with the national standards. They are also being reviewed and amended from time to time based on the amendments in the respective regulations.								
4	Whether the policies are being approved by the Board? If yes, has it been signed by MD/ CEO/ or any Director?	Some of the Policies which are statutorily required have been formulated by the respective committees and Board. The Policies have been signed by MD of the Company.								
5	Does the Company have a specified Committee of the Board/ Director/Official to oversee the implementation of the policies?	YES								
6	Indicate the link for the policies to be viewed online.	As per the Corporate Governance requirements and as per the requirements of SEBI (LODR) Regulations, some of the Policies are available at <a href="https://godawaripowerispat.com/investorrelations/policies">https://godawaripowerispat.com/investorrelations/policies</a> .								

Sl. No.	Questions	P1	P2	P3	P4	P5	P6	P7	P8	P9
		Business Ethics	Product Responsibility	Employee Well-being	Stakeholder Engagement	Human Rights	Environment Protection	Public & Regulatory Policy	CSR	Customer Relation
7	Whether the policies have been formally communicated to all relevant internal and external stakeholders?					YES				
8	Whether the Company has an in-house structure to implement the policy/ policies.					YES				
9	Whether the Company has a grievance Redressal mechanism related to the policy/ policies to address stakeholders' grievances related to the policy/policies?					YES				
10	Has the Company carried out independent audit/evaluation of the working of this policy by an internal or external agency?	NO. Evaluation of the working of the policies shall be carried out during the current financial year by an internal or external agency.								

**(b) if answer to S.No.1 against any principle is 'No', please explain why.**

No.	Questions	P1	P2	P3	P4	P5	P6	P7	P8	P9
1.	The Company has not understood the Principles	-	-	-	-	-	-	-	-	-
2.	The Company is not at a stage where it finds itself in a position to formulate and implement the policies on specified principles	-	-	-	-	-	-	-	-	-
3.	The Company does not have financial or manpower resources available for the task	-	-	-	-	-	-	-	-	-
4.	It is planned to be done within next 6 months	-	-	-	-	-	-	-	-	-
5.	It is planned to be done within the next 1 year	-	-	-	-	-	-	-	-	-
6.	Any other reason (please specify)	-	-	-	-	-	-	-	-	-

### 3. Governance related to BR

(a) Indicate the frequency with which the Board of Directors, Committee of the Board or CEO to assess the BR performance of the Company. Within 3 months, 3-6 months, Annually, More than 1 year	The assessment of BR performance is done on an ongoing basis by the Managing Director and Senior Management of the Company.
(b) Does the Company publish a BR or a Sustainability Report? What is the hyperlink for viewing this report? How frequently it is published?	The Report shall be published annually by the Company. The BR Report which is a part of the Annual Report of the Company is available for viewing on the Company's website i.e. <a href="http://www.godawaripowerispat.com">www.godawaripowerispat.com</a>

## SECTION E: PRINCIPLE-WISE PERFORMANCE

### Principle 1: Business Ethics.

- Does the policy relating to ethics, bribery and corruption cover only the Company? (Yes/ No.) Does it extend to the Group/Joint Ventures/ Suppliers/Contractors/NGOs / Others?

The Company has its own Code of Conduct extending to all the employees including the Directors of the Company prescribing standards on ethics, transparency and accountability in order to develop a healthy and transparent corporate culture in the Company. It promises in adhering to the greatest governance practices in order to ensure protection of its stakeholders' interests in

tandem with healthy growth of the Company. This code is not applicable to the employees and directors of the its subsidiaries. However the subsidiary Companies have also framed similar Codes of Conduct in their respective Companies. The Code intends to prevent any activity / association / relationship by Directors / employees which could bring unfavourable effects to the Company's interest. The Company follows zero tolerance on any acts of bribery, corruption, etc. by any employee in association or otherwise with any outsider. The Corporate Governance framework is further supported by a Whistle Blower Policy which serves as a mechanism for its Directors and Employees to report genuine concerns about unethical behaviour, actual or suspected fraud or violation of the Code of Conduct without fear of reprisal.

2. How many stakeholder complaints have been received in the past financial year and what percentage was satisfactorily resolved by the management? If so, provide details thereof, in about 50 words or so.

Our company has not received any stakeholder complaints during the financial year 2019-20.

**Principle 2 Product Responsibility.**

1. List up to 3 of your products or services whose design has incorporated social or environmental concerns, risks and/or opportunities.

- (a) Iron Ore Pellets;
- (b) Sponge Iron;

2. For each such product, provide the following details in respect of resource use (energy, water, raw material etc.) per unit of product (optional):

- (a) Reduction during sourcing/production/ distribution achieved since the previous year throughout the value chain?
- (b) Reduction during usage by consumers (energy, water) has been achieved since the previous year?

This information will be given from next financial year.

3. Does the Company have procedures in place for sustainable sourcing (including transportation)? If yes, what percentage of your inputs was sourced sustainably? Also, provide details thereof, in about 50 words or so.

In steel production, coal and iron ore is an important raw material. The Company is having its own captive iron ore mines to cater to its iron ore and iron ore fines requirement for the next 50 years. The indigenous and imported Coal required for the Company is adequately available for meeting the Company's coal requirements. We have long term contracts with some of the Transports for ensuring timely transportation of these raw materials.

4. Has the Company taken any steps to procure goods and services from local & small producers, including communities surrounding their place of work? If yes, what steps have been taken to improve their capacity and capability of local and small vendors?

Yes, GPIL promotes procurement of goods and services from local vendors and small producers. This is primarily done while hiring equipment and services, as well as procuring minor raw materials, stationary items and food supplies. For example, the Company has hired local contractors for hiring mining equipment, dozers, tractors, dumpers etc. It also recruits workers from local communities for construction and operation of its plants. Minor fabrication works and materials are also sourced from local suppliers. GPIL continuously builds and improves the skills and capacity of local contractors. GPIL supports financial in running of an ITI in a near by village Hathband where training courses for various grades viz. fitters, welders, electricians, computer operations etc. are being imparted and successful candidates are recruited by the Company on their merit basis.

5. Does the Company have a mechanism to recycle products and waste? If yes, what is the percentage of recycling of products and waste (separately as <5%, 5-10%, >10%). Also, provide details thereof, in about 50 words or so.

Waste generated from GPIL's operations include tailings produced during extraction and beneficiation processes, slag and sludge during mineral processing, char, dolo char, fly ash from power plant. For recycling waste, such as fines and iron dust, the Company has set of its Pellet Plant capacities. Slag and Fly ash generated is being utilised in cement manufacturing and brick making. The Company is working continuously to increase its utilisation percentage.

**Principle 3 Employee Wellbeing:**

1. Please indicate the Total number of permanent employees.	2656
2. Please indicate the Total number of employees hired on temporary/contractual/casual basis.	2428
3. Please indicate the Number of permanent women employees.	24
4. Please indicate the Number of permanent employees with disabilities	NIL
5. Do you have an employee association that is recognized by management.	NO
6. What percentage of your permanent employees is members of this recognized employee association?	NO

7. Please indicate the Number of complaints relating to child labour, forced labour, involuntary labour, sexual harassment in the last financial year and pending, as on the end of the financial year.

Sl. No.	Category	No of complaints filed during the financial year	No of complaints pending as on end of the financial year
1	Child labour/forced labour/involuntary labour	NIL	NIL
2	Sexual harassment	NIL	NIL
3	Discriminatory employment	NIL	NIL

8. What percentage of your under mentioned employees were given safety & skill up-gradation training in the last year?

(a) Permanent Employees	Approx 70%
(b) Permanent Women Employees	Approx 25%
(c) Casual/Temporary/Contractual Employees	100%
(d) Employees with Disabilities	NIL

**Principle 4 Stakeholders Engagement:**

1. Has the Company mapped its internal and external stakeholders? Yes/No

Yes. The Company has mapped its various key internal stakeholders and implements various mechanisms and practices for engaging fruitful discussions and maintaining a cordial relationship. Mapping of various mechanisms and practices with external stakeholders will be established formally in due course.

2. Out of the above, has the Company identified the disadvantaged, vulnerable & marginalized stakeholders.

No. No such exercise has ever been done by the Company. The same will be undertaken in due course of time.

3. Are there any special initiatives taken by the Company to engage with the disadvantaged, vulnerable and marginalized stakeholders. If so, provide details thereof, in about 50 words or so.

No.

**Principle 5 Human Rights:**

1. Does the policy of the Company on human rights cover only the Company or extend to the Group/Joint Ventures/ Suppliers/ Contractors/NGOs/Others?

Human rights related clauses are also covered under the Company's Code of Conduct, Whistle Blower Policy and Safety & Occupational Health Policy. GPIL has zero tolerance for discrimination based on any grounds. These policies cover only to the employees of the Company. However similar policies have also been framed and implemented by the Group Companies and Subsidiary Companies also.

2. How many stakeholder complaints have been received in the past financial year and what percent was satisfactorily resolved by the management?

GPIL has received no such complaint pertaining to sexual harassment during the reporting year 2019- 20.

**Principle 6 Environment Protection:**

1. Does the policy related to Principle 6 cover only the Company or extends to the Group/Joint Ventures/ Suppliers/ Contractors/ NGOs/others.

An Environmental Policy outlining guiding principles and implementation procedures has been recently formulated by the Board of Directors of the Company. The said Policy shall extend to Subsidiaries, Group Companies and Joint Venture Companies as well. The Company and all

its subsidiaries, associate and joint venture companies were following all Environmental Protection norms as mentioned in its Pollution Control Clearances in all its operations.

2. Does the Company have strategies/ initiatives to address global environmental issues such as climate change, global warming, etc? Y/N. If yes, please give hyperlink for webpage etc.

The Company's waste heat recovery based power plant is the first of its kind to get CDM Project status under Kyoto protocol. The Company's 'Safety, Occupational Health and Environment Policy is placed at <https://www.godawaripowerispat.com/investors-relations/policies>.

3. Does the Company identify and assess potential environmental risks? Y/N

Yes, the Company assesses all the potential environmental impacts before undertaking any new project or modification activity. Furthermore the Company undertakes continuous Environment improvement activities under ISO 9001/2015 & 14001/2015 and OHSAS 45001/2018 certifications.

4. Does the Company have any project related to Clean Development Mechanism? If yes, whether any environmental compliance report is filed?

The Company had a project (power generation from waste heat of Sponge Iron Kilns) registered under Clean Development Mechanism and the same was approved by Global/National CDM authority.

5. Has the Company undertaken any other initiatives on-clean technology, energy efficiency, renewable energy, etc.? Y/N. If yes, please give hyperlink for web page etc.

Yes, the Company has undertaken several energy efficient measures during the year 2019-20. The energy efficiency measures undertaken during the year 2019-20 have been provided in Annexure 5 to Directors Report under the head Energy Conservation Measures, Technology Adoption and Absorption.

6. Is the Emissions/Waste generated by the Company within the permissible limits given by CPCB/SPCB for the financial year being reported?

Yes, the emissions/ waste generated by the Company at all its plant locations were within the permissible limits.

7. Number of show cause/ legal notices received from CPCB/SPCB, which are pending (i.e. not resolved to satisfaction) as on end of Financial Year.



No show cause notice has been received from CPCB or SPCB during the FY 2019-20.

#### **Principle 7 Public & Regulatory Policy**

1. Is your company a member of any trade and chamber or association? If Yes, Name only those major ones that your business deals with:

Yes, GPIL is a member of various industrial and trade bodies. The Company is most actively engaged with the following:

- a) Confederation of Indian Industry (CII)
  - b) Sponge Iron Manufacturers Association (SIMA)
  - c) Chhattisgarh Sponge Iron Manufacturers Association (CGSIMA)
  - d) Indian Pellet Manufacturers Association.
  - e) Indian Ferro Alloys Producers Association (IFAPA)
  - f) Chattisgarh Chamber of Commerce.
2. Have you advocated/lobbied through above associations for the advancement or improvement of public good? Yes/No; if yes specify the broad areas (drop box: Governance and Administration, Economic Reforms, Inclusive Development Policies, Energy security, Water, Food Security, Sustainable Business Principles, Others)

Yes, GPIL is actively involved in the following areas for advocating public good:

- a) Energy and Raw Material Security;
- b) Logistic Management;
- c) Sustainable Business principles;
- d) Governance & Regulatory;
- e) Safety and Skill Development;
- f) Economic Reforms.

#### **Principle 8 - CSR:**

1. Does the Company have specified programmes/initiatives/projects in pursuit of the policy related to Principle 8? If yes details thereof.

Yes. The Company undertakes various programmes/initiatives/projects under its CSR Policy pursuant to the provisions and requirements of the Companies Act, 2013 and Rules made thereunder and otherwise as enumerated below:

1. ITI, Hathbandh was established in the year 1997. The institute has 263 sq.mts. & 461.62 sq.mts. campus area which includes administration block, class rooms and workshop respectively. Hathbandh is the place in the Raipur District and Industrial units in this region are Cement, power and Steel and Rice mills.

GPIL has took up up-gradation and management of ITI Hathbandh in Chhattisgarh established by Govt. of India under Public-Private partnership

Scheme on 31.12.2008. The ITI is being managed by the Company since then. GPIL has constructed a new building for ITI Hathbandh for various trades and short term courses since GPIL believes that a good environment is must for creativity. Under the supervision of GPIL ITI Hathbandh have established facilities like well experienced staff, equipped laboratories with new machines like lathe machines & Computer labs.GPIL actively involved in the placement of the graduates of ITI every year in its own plants and other adjacent plants in Raipur.

2. **“Aakanksha”** a school for Mentally disabled & handicapped children.

It was established in 1994. This was the first special school in Chhattisgarh. At present it is being run by Lions Club, Raipur Sewa Samiti a registered body. It is affiliated and registered under the following – Society Registration Act 1861, Person with Disability Act – 1995, Panchayat & social welfare department, Govt. of Chhattisgarh Rehabilitation Council of India (RCI), New Delhi, IGNOU-NCDS New Delhi. Its objective is to enhance abilities of children with special needs for self dependence through need based intervention services like special education, various therapies and behavior modification principles.

77000 Sq.ft. Land was allotted by Chhattisgarh Government for the school premises in Raipur. GPIL has contributed an amount of Rupees Two crores for the construction of institute’s building. Every year running cost which includes smooth functioning of Aakanksha (maintenance, academic requirements and different functions of the institute is also borne by the Company.

3. **Education:** GPIL has taken various initiatives over a period of time in the field of education which are enumerated below:

- a) Constructed computer center at Village Kachhe.
- b) Established electrification and connection of power supply from CSEB to Govt. Middle School, Mandhar.
- c) Contributed to Zila Prabhandhak -Chhattisgarh Mahila Kosh under ‘Dattak Putri Siksha Yojana’.
- d) Constructed computer center in Village Kachhe.
- e) Provided Financial aid to “UDAAN” Yojna of Raipur District Collector.”Udaan” Yojana is regarding education of primitive tribes like – Karma, Baiga and Bhunjia.
- f) Renovated Govt. Primary School building at village. Tada.
- g) Constructed boundary wall of Govt. Primary School at Mandhar & Primary and Middle School, Tada.

- h) Constructed Geeta Devi Memorial School Building at village. Siltara.
- i) Constructed Extra Class Room at Mohdi.
- j) Provided Financial aid to Maharaja Agrasen International College.
- k) Salary of two Teachers of Govt. Primary & Middle School Mandhar & Tada is being regularly paid by GPIL.
- l) Financial assistance to Siltara Sikshan Samiti Siltara for running of school smoothly.
- m) Opened a skill training centre in village Kacche for the transformation of Indian villages into socially stimulating, self-sustaining, growth-oriented communities. Apart from imparting the vocational skills, these training centres also motivate people to achieve higher goals and make them confident.
4. **Health:** GPIL has taken various initiatives over a period of time in the field of Health which are enumerated below:
- a) Organized blood donation, eye check-up, BDM Test (Osteoporosis), Diabetes Detection Camp, Lung Function Test by Spirometer and health camps.
- b) Free medicines were distributed to the villagers.
- c) Arranged Catering facility for patients and attendants, and distributed utensils and bed sheets to the patients undergoing Cataract operation, organized by Distt. Collector at Medical College & Ayurvedic College, Raipur.
- d) Financial assistance to Gram Panchayat Siltara for purchasing Ambulance.
- e) Distributed Gifts to 410 healthy children of Anganvadi in Dharsiwa Block.
- f) Donated Tri-cycles to the Handicapped to CG Pichhda Varg Parishad.
- g) Organized Free Health Check-up Camp at ITI Hathbandh for Students.
- h) Constructed First Aid Health Centre at Village Kacche with following facilities
- i) Provided 24 x 7 Ambulance facility
- j) Entered into contract with Jyoti Hospital, Dallirajhara for the referral cases.
5. **Infrastructure Development:** GPIL has taken various initiatives for infrastructural growth of the society which are enumerated below:
- a) Deepening and Beautification of Ponds;
- b) Established Drinking Water Facilities at various places.
- c) Constructed Overhead water tanks facilitated with pipe line for drinking water at various places
- d) Digging of Bore wells for drinking water at village. Tada and Siltara.
- e) Repairing of streets and roads at village Tada, Siltara and Mandhar.
- f) Construction of drains at village. Mandhar.
- g) Construction of C.C Road from Kachhe Chowk to mines.
- h) Electrification work in Govt. primary and middle school in village Parrekodo.
6. **Environment:** GPIL has taken various initiatives for environment protection which are enumerated below:
- a) Conducted cleanliness and sanitation campaign.
- b) Organized save Earth campaign.
- c) 25,700 plantations have been done in 2019-20 inside & outside the premise of GPIL and nearby villages viz., Tada, Kacche and Ghidhali.
7. **Sports & Cultural Activities:**
- a) Football tournament amongst company's employees;
- b) Cricket tournament amongst teams of various corporate entities of Chhattisgarh;
- c) Cricket tournament amongst teams of various Gram Panchayats.
2. Are the programmes/projects undertaken through in-house team/own foundation/external NGO/government structures/any other organization?
- The Programmes are being implemented through the CSR Wing of the Company. Some of the initiatives are linked with existing government schemes (either supplementing or complementing the scheme) and some of the CSR activities have been undertaken by the Company's internal CSR team.
3. Have you done any impact assessment of your initiative?
- No. We will do the impact assessment of our initiatives formally during the current financial year.
4. What is your Company's direct contribution to community development projects- Amount in INR and the details of the projects undertaken?
- GPIL's direct contribution towards community development projects during the financial year 2019-20 is ₹289 Crores.
- The details of the project undertaken during the financial year 2019-20 are given below:
- a) Development of Muktidham, Burial Ground;
- b) Distribution of Helmets and Blankets;

- c) Financial Aid to Patients;
  - d) Table for Food distribution centre;
  - e) Distribution of Food to poor during lockdown;
  - f) Illumination of Fly-over;
  - g) Digging of Ponds.
5. Have you taken steps to ensure that this community development initiative is successfully adopted by the community? Please explain in 50 words, or so.

We have taken steps to ensure that the Helmets, Blankets, Financial Aid to patients, Food Distribution are distributed to need people and real victims. We have also ensured that the funds given for development of Muktidham and digging of ponds have been properly spent for the same purpose. This Muktidham and Ponds are used for the benefit of the nearby villagers.

**Principle 9: Customer Relation.**

1. What percentage of customer complaints/consumer cases are pending as on the end of financial year.
- We have not received any complaints from any of our customers during the financial year 2019-20. Hence no complaint is pending as on the end of the financial year.
2. Does the Company display product information on the

product label, over and above what is mandated as per local laws? Yes/No/N.A. /Remarks(additional information)

GPIL's products do not have any mandatory labelling requirements. However, the Company provides test certificates issued by in house Chemists and some times from the certified third parties that contain quality parameters, as well as the chemical and physical properties of the product. The above information is also available in product brochures that are given to customers.

3. Is there any case filed by any stakeholder against the Company regarding unfair trade practices, irresponsible advertising and/or anti-competitive behaviour during the last five years and pending as on end of financial year?

No such case has been filed by stakeholders against the Company regarding unfair trade practices, irresponsible advertising and anti-competitive behaviour any time during the last five years. Therefore, no such cases remain pending as on the end of the financial year 2019-20.

4. Did your Company carry out any consumer survey/ consumer satisfaction trends?

Yes, The Company's Management regularly reviews the feedback/suggestions received by its sales personnel.

## ANNEXURE-11

# Management discussion and analysis

## Global economic overview

The global economy grew 2.9% in 2019 compared to 3.6% in 2018. This sharp decline was precipitated by an increase in global trade disputes that affected the cross-border movement of products and services, a slowdown in the global manufacturing sector, weak growth coming out of some of the largest global economies and the impact of US China Trade war and Brexit. Going ahead, the 'Great Lockdown', as a result of the pandemic Covid-19, is projected to shrink the global growth in calendar year 2020 and thereafter. (Source: World Economic Outlook, April 2020, CNN, Economic Times, trading economics, Statista, CNBC)

## Review of the Indian economy

India emerged as the fifth largest world economy in 2019 with a gross domestic product (GDP) of \$2.94 trillion. India

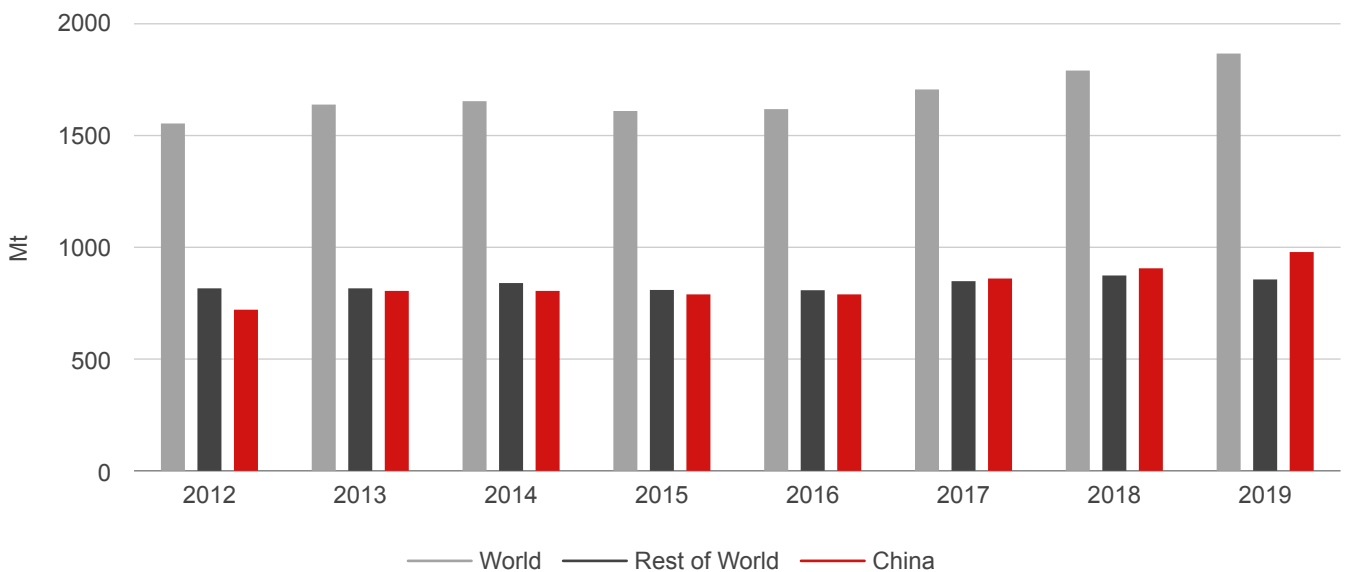
jumped 14 places to 63 in the 2020 World Bank's Ease of Doing Business ranking.

However, there was a decline in consumer spending that affected India's GDP growth during the year under review. India's growth for FY2019-20 is estimated at 4.2% compared with 6.1% in the previous year. Manufacturing growth is seen at 2%, a 15-year low as against 6.9% growth in FY19.

## Global steel industry

Global crude steel production reached 1,869.9 million tonnes (mt) for the year 2019, up by 3.4% compared to 2018. Crude steel production contracted in all regions in 2019 except in Asia and the Middle East.

Annual crude steel production (in million tonnes)



Asia produced 1,341.6 Mt of crude steel in 2019, an increase of 5.7% compared to 2018. China's crude steel production in 2019 reached 996.3 Mt, up by 8.3% on 2018. China's share of global crude steel production increased from 50.9% in 2018 to 53.3% in 2019 and continued to remain as the largest steel producer in the world.

The EU produced 159.4 Mt of crude steel in 2019, a decrease of 4.9% compared to 2018. Germany produced 39.7 Mt of crude steel in 2019, a decrease of 6.5% on 2018. Italy produced 23.2 Mt in 2019, down by 5.2% on 2018. France produced 14.5 Mt of crude steel, a decrease of 6.1% on 2018. Spain produced 13.6 Mt of crude steel in 2019, a decrease of 5.2% on 2018. Crude steel production in North America was 120.0 Mt in 2019, 0.8% lower than in 2018. The US produced 87.9 Mt of crude steel, up by 1.5% on 2018. The CIS produced 100.4 Mt, a decrease of 0.5%. Russia produced 71.6 Mt of crude steel in 2019, down by 0.7% on 2018. Ukraine produced 20.8 Mt of crude steel in 2019, a decrease of 1.2% compared to 2018. The Middle East produced 45.3 Mt of crude steel in 2019, an increase of 19.2% on 2018. Annual crude steel production for South America was 41.2 Mt in 2019, a decrease of 8.4% on 2018. Brazil produced 32.2 Mt in 2019, down by 9.0% compared to 2018. Turkey's crude steel production for 2019 was 33.7 Mt, down by 9.6% on 2018. Africa produced 17.0 Mt in 2019, down 2.3% on 2018. Oceania produced 6.1 Mt, down 2.9% on 2018.

Per capita finished steel consumption in 2018 was at 224.5 kg for world and 590.1 kg for China. The same for India was 73.3 kg in 2018 and 75.7 kg (prov) in 2019.

[Source: wordsteel.org, Ministry of Steel, Government of India]

## Indian steel industry

Rapid capacity addition and production growth over the years has helped Indian steel industry to emerge as the second largest steel producer in the world. As per the available provisional figures, India was also the largest sponge iron producer and the third largest steel consumer after China and the US in 2019.

India produced 102.06 Mt of finished steel during 2019-20 against 101.29 Mt of finished steel in 2018-19. Crude steel capacity was 142.98 Mt in 2019-20 (prov.), an increase of around 0.5% over 2018-19.

Government has taken various steps to boost the sector including the introduction of National Steel Policy 2017 and allowing 100 per cent Foreign Direct Investment (FDI) in the steel sector under the automatic route. According to the data released by Department for Promotion of Industry and Internal Trade (DPIIT), Indian metallurgical industries attracted Foreign Direct Investment (FDI) to the tune of US\$ 13.40 billion between April 2000 and March 2020.

The Government's National Steel Policy 2017 aims to increase the per capita steel consumption to 160 kgs by 2030-31. The Government has also promoted policy which provides a minimum value addition of 15 per cent in notified steel products covered under preferential procurement.

## Iron ore sector in India

India's iron ore production was recorded at 246.5 MnT in FY20, increasing by 19.1% on a Y-o-Y basis, according to SteelMint. The sharp increase was largely due to increase in mining from Odisha where key merchant miners ramped up production ahead of mine lease expiry on 31 Mar'20.

## Iron ore pelletisation

The global iron ore pellets market was estimated at US\$ 57.4 billion in 2019. In 2019, around 70% of all the steel manufactured in the U.S. was made in electric arc furnace that utilizes DR grade pellets. Asia Pacific dominated the market for iron ore pellets with a volume share of 52.3% in 2019. Iron ore pellets are a type of agglomerated ground iron ore fines converted into spherical-shaped balls, which are typically of 6–16 mm and contain 62–72% of iron (Fe) along with other materials. Iron ore pellets have good physical and metallurgical properties, owing to which, they are a vital raw material for different types of iron and steel production. Superior properties of iron ore pellets compared to traditional iron ore feed materials as lump overs and sinter feed, and environmental benefits of iron ore pellets in iron & steel making processes, are primary factors driving for the growth of the global iron ore pellets market.

Many industries are increasingly shifting their focus to more sustainable and environmentally conscious manufacturing practices due to changing climate and the

societal impact of harmful pollutants. China is the largest steel producer in the world. The Chinese government imposed new ultra-low emissions standards on steel producers which ultimately could result in increased demand for high-grade iron ore pellets and pellet feed resulting in higher price premiums for these products. Pellets typically trade at a premium because they have environmental and productivity benefits over other iron ore products used in steel manufacturing. Chinese demand for iron ore pellets is expected to grow more than 40 percent from 140 million tonnes in 2018 to approximately 190 million tonnes by 2023.

The government is also planning to increase use of pellets as a raw material in the blast furnaces of integrated steel plants in India.

(Source: GM Insights, Grand view research, Economic Times, Investing news)



## India's power sector

The country has made huge strides to ensure full access to electricity, bringing power to more than 700 million people since 2000. It is pursuing a very ambitious deployment of renewable energy, notably solar, and has boosted energy efficiency through innovative programmes such as replacing incandescent light bulbs with LEDs (under the Ujala scheme).

India's installed power capacity stood at 371.05GW as on 30th June 2020. Thermal continues to be the dominant contributor with 62.2% of the total installed capacity. There has been significant growth in the country's renewables segment which now accounts for 23.6% of the total installed capacity as on 30th June 2020. Electricity generation reached 1389.1 billion units (BU) in FY20 against 1376.1 BU (including renewables sources).

Between April 2000 and March 2020, the industry attracted US\$ 14.98 billion in foreign direct investment (FDI), accounting for three per cent of total FDI inflow in India.

The Union Budget 2020-21 has allocated ₹15,875 crore (US\$ 2.27 billion) to the Ministry of Power and ₹5,500 crore (US\$

## China demand back on track

China's steel demand and production was the quickest to recover globally from pandemic-related lockdown. Once restrictions were eased in March, stimulus spending on infrastructure and recovery in real estate and manufacturing sectors lifted steel demand sharply, leading to robust demand and higher prices of iron ore.

India retained its pole position as China's largest overseas pellet supplier in the first half of 2020, increasing exports by 67% y-o-y to 6.87mn t. The cfr China pellet price for Indian-origin pellet had hovered in the \$100-125/t range through the year.

786.95 million) to Deen Dayal Upadhyay Gram Jyoti Yojana (DDUGJY). To bolster the country's renewable generation capacity, the Government plans to establish additional renewable energy capacity of 500 GW by 2030.

## Review of operating & financial performance – standalone

The operating & financial performance of the Company during the year under review is discussed below in detail:

### Production and sales

#### i. Production

During the year under review, production volumes across various divisions were as follows:

Products/ Division	Production in FY2020 (In MT)	Production in FY2019 (In MT)	Year on year growth
Iron ore mining	1657629	1547384	7.12%
Iron ore pellets	1999150	1933250	3.41%
Sponge iron	494955	460008	7.60%
Steel billets	344610	298418	16.48%
MS Rounds/Wire Rod	183187	182088	0.60%
HB wire	130807	134558	-2.79%
Ferro alloys	10517	10536	-0.18%
Power (Units in crore)	43.77	44.02	-0.57%

#### Iron Ore Mining:

The iron ore mining activity during the year has been increased by 7.12%. The production from captive iron ore mines resulted into better operating margins, as compared to market price of iron and is the biggest strength of the Company. The Company is continuously making efforts to improve the production volume from the mines and expect to grow the volumes further during the year to meet its entire iron ore requirement.

#### Iron Ore Pelletisation:

Your Company has achieved a capacity utilization of 95% in FY 2019-20, which is higher by about 3% as compared in FY 2018-19. The production of iron ore pellets increased during the year by 3.41%. The higher production of iron ore pellets coupled with better realizations contributed to higher sales & profitability.

#### Sponge Iron

The Company operated the sponge iron plant at full capacity and achieved the production volumes of 494955MT, mainly on account of operational efficiency. During year the plant operated at 100% capacity utilization.

#### Finished Steel & Rolled Products

The production of Steel Billets increased by 16.48% on yoy basis, led by availability of additional power from Jagdamba Power and Alloys Limited (JPAL) during the year. Similarly, the production of MS Rounds/Wire Rods marginally, increased by 0.6% due to commencement of commercial production in the hot-rolling mill. However the production of HB Wires was decreased by 2.79%.



### Ferro Alloys:

The Company is making silico manganese, used in steel making. The production of silico manganese moderated by 0.18% led by strategic shift of power to steel billet production.

### Captive Power:

The Company is operating 73 MW of captive power generation capacity out of which 42MW is waste heat recovery, 11 MW thermal coal based and 20 MW bio mass power. The overall production volumes decreased marginally by 0.57% as compared to previous year.

### ii. Net sales/income from operations:

Products	2019-20			2018-19		
	Sales (MTs) Quantity	Net sales (₹ in crore)	Sales Realisation (Per Ton)	Sales quantity (MTs)	Net sales (₹ in crore)	Sales Realisation (Per Ton)
Iron ore pellets	1362296	965.95	7091	1452549	989.00	6809
Sponge iron	131419	222.05	16897	140218	276.74	19736
Steel billets	163381	467.11	28590	121632	402.26	33072
MS rounds	80297	267.61	33327	79099	306.44	38741
HB wire	129014	453.89	35181	134558	547.21	40667
Silico Manganese	7210	46.07	63898	7664	51.82	67612
Others		351.33			301.78	
<b>Total</b>		<b>2774.01</b>			<b>2875.25</b>	

In fiscal 2019-20, the Company achieved standalone net sales of ₹2774.01 Crores as compared to net sales of ₹2875.25 crores achieved during previous Financial Year registering a marginal decline of 3.52%. The same was led by loss of sales volume due to lock down owing to COVID 19 pandemic.

### iii) Raw Material & Input Cost:

The raw material and input cost of Company during the year was 54.58% of net sales as compared to 58.88% during the previous year on account better sales realisation of finished products. The cost of iron ore and manganese ore reduced but the cost of coal increased during the year as compared to previous year.

### iv) Operating and other expenses

The Company's operating and other expenses increased to ₹607.50 crore as against ₹468.81 crore mainly due to increase in freight cost for export of iron ore pellet, which increased the outward freight cost.

### v) Employee cost

The employee cost during the year increased by 11.06% to ₹108.32 crore as compared to ₹97.53 crore in the previous year due to increase in salaries of employees & workers. The employees cost stood at 3.91% of net sales during the year under review as compared to 3.39% during the previous year.

### vi) Operating margins (EBIDTA)

The EBIDTA decreased to ₹442.90 crores as compared to ₹622.63 crores of previous year which was 15.97% compared to 21.65% of net sales during the year under review mainly due to increase in fuel cost and freight & forwarding cost for export of iron ore pellet.

### vii) Interest and financial charges

Total expenses towards interest and bank charges has been

₹153.66 crore in 2019-20 as compared to ₹182.13 crore in 2018-19.

### viii) Depreciation

The depreciation during the year has been provided as per Revised Schedule – II under the Companies Act, 2013. During the year under review the depreciation increased to ₹91.60 crores as compared to ₹90.51 crores due to capitalisation of plant and machinery.

### ix) Profit/Loss before Tax (PBT)

The Company has registered a profit before tax and exceptional items of ₹197.64 crore, as against ₹349.99 crore during the previous year.

### x) Provision for taxation

The provision for taxation has been made as per provisions of Income Tax Act.

### xi) Profit/Loss After Tax (PAT)

The Company registered net profit after tax and extraordinary items of ₹121.40 crores as against net profit after tax and extraordinary items of ₹213.26 crores during previous year.

### xii) Appropriation

Your Company has transferred an amount of ₹20.15 Crores to the General Reserves Account during the Financial Year 2019-20 from Debentures Redemption Reserve Account since the Debentures amounting to ₹20.15 crores have been redeemed during the Financial Year 2019-20.

### xiii) Provision for dividend and dividend tax

In view of the restrictions imposed in the Master Restructuring Agreement entered into by the Company with its Lenders entered on 31st March, 2017, the Board of Directors of the Company have not recommended payment of any dividend for the year under review.

**xiv) Fixed assets**

(₹ in crores)

Particulars	FY2019-20	FY2018-19	Change	% of Change
Gross block	1886.54	1749.21	137.33	07.85
Less depreciation	414.71	324.43	90.28	27.83
Net block	1471.83	1424.78	47.05	03.30
Capital WIP and pre-op expenses	52.90	44.84	08.06	17.98
Net fixed assets	1524.73	1469.62	55.11	03.75

The gross block and depreciation has increased due to addition of plant and machinery by capitalisation of capital work in progress and also capitalisation of borrowing cost.

**xv) Inventories**

The overall value of inventory of raw materials including stock in transit increased to ₹254.98 crore as on 31st March, 2020 as compared to ₹337.63 crore as on 31st March, 2019. The average level of holding of raw material stood at 61 days of consumption as compared to a level of 73 days during the previous year.

**xvi) Sundry debtors**

The debtors outstanding as on 31st March, 2020 were 20 days of sales as compared to 16 days in FY 2018-19, which was in normal range.

**xvii) Short-term loans and advances**

Loans and advances as on 31st March 2020 stood at ₹125.83 crores as against ₹128.37 crores on 31st March 2019.

**xviii) Other current and financial liabilities**

Overall current and financial liabilities decreased to ₹228.51 crore from ₹304.53 crore mainly due to decrease in trade payables. Details of current liabilities were as follows:

(₹ in crores)

Particulars	FY2019-20	FY2018-19
Trade payables	129.80	182.23
Advances from customers	3.76	6.93
Current maturities of long-term borrowings	55.39	75.18
Others	39.56	40.19
<b>Total</b>	<b>228.51</b>	<b>304.53</b>

**xix) Secured and unsecured loans**

At the end of the year, secured term loans (including non-convertible debentures) totaled ₹995.85 crores as against ₹1117.26 crore in FY 2018-19. The decrease is owing to repayment of term loan.

**xx) Deferred tax liabilities**

The deferred tax liability as on 31st March, 2020 was ₹40.24 crores as compared to ₹2.34 crores during the previous year.

**xxi) Key Ratio:**

The key ratios of the Company are given below:

Particulars	FY2019-20	FY2018-19
EBIDTA/Turnover	19%	24%
EBIDTA/Net interest	2.97	3.15
Debt-equity ratio	1.1	1.4
Return on equity (%)	12%	22%
Book value per share (₹)	379	426
Earnings per share (₹)	47.33	71.55

## Risks and their management

Risk management is applied across all management levels and functional and project areas. Risk management initiatives are overseen by the Risk Management committee comprising Board members.

### Principal risks and their mitigation

Key risk	Risk mitigation
<p><b>Economy risk</b> A slowdown in the economy could impact the Company's business performance</p>	<p>GPIL invested in integrated business operations which along with efficient operations helps the Company in staying afloat across market cycles.</p>
<p><b>Industry risk</b> A slowdown in the downstream industry could impact the Company's growth adversely</p>	<p>The Company is among the handful manufacturers to produce iron ore pellet with high Fe quantity and is a preferred supplier of the product.</p>
<p><b>Raw material risk</b> Inability to procure raw material in right quality and quantity could impact operations</p>	<p>The Company's captive mines suffices ~85% of the Company's iron ore requirements. The Company's proximity to a number of ports helps the Company source imported coal with ease.</p>
<p><b>Technology risk</b> Technological obsolescence could adversely impact competitiveness</p>	<p>The Company makes periodical investments in strengthening its technology. After completion of a project, the Company adapts the technology and builds in-house capabilities for further expansion. It also has a facility for the critical components for the existing units to lower plant downtime and control its operations better.</p>
<p><b>Location risk</b> Locational disadvantages could impact logistic cost adversely and in turn could impact profitability</p>	<p>The Company's manufacturing unit is located only 150 kms from the iron ore mines. Besides, the Company's manufacturing unit is proximate to JNPT port in the West (1,200 kms), Vishakhapatnam port in the South (500 kms) and Haldia and Paradeep ports in the East (800 and 600 kms respectively) for the export for ferro alloys and coal import. The Company markets 50 per cent of its pellet output within 200 km from its manufacturing units. The Company's pellet plant in Orissa is also located at rich belt of Iron Ore in Keonjhor district, near to its principal raw material i.e. iron ore fines. The 1 railway siding is located at about 3 KM away from plant for transport of pellet, making it an attractive location for such project.</p>
<p><b>Finance risk</b> Inability to fund projects and high debt burden could impact growth plan</p>	<p>The Company has been repaying long-term debts regularly to remain viable. It marginally invests in capex for debottlenecking which helps it in gaining additional capacity. Besides, the Company's business model ensures generation of free cash flow which is also invested in the business to grow capacities.</p>

**Standalone  
Financial  
Statements**

---

# Independent Auditor's Report

To the Members of Godawari Power & Ispat Limited  
Report on the Audit of the Standalone Financial Statements

## Opinion

We have audited the standalone financial statements of Godawari Power & Ispat Limited ('the Company'), which comprise the balance sheet as at 31st March 2020, and the Statement of Profit and Loss (including Other Comprehensive Income), Statement of Changes in Equity and Statement of Cash Flows for the year then ended, and notes to the financial statements, including a summary of significant accounting policies and other explanatory information (hereinafter referred to as the "standalone financial statements").

In our opinion and to the best of our information and according to the explanations given to us, the aforesaid standalone financial statements give the information required by the Companies Act, 2013 (the "Act") in the manner so required and give a true and fair view in conformity with the Indian Accounting Standards prescribed under section 133 of the Act read with the Companies (Indian Accounting Standards) Rules, 2015, as amended, ("Ind AS) and other accounting principles generally accepted in India, of the state of affairs of the Company as at March 31, 2020, and the profit and total comprehensive income, changes in equity and its cash flows for the year ended on that date.

## Basis for Opinion

We conducted our audit in accordance with the Standards on Auditing (SAs) specified under section 143(10) of the Act. Our responsibilities under those Standards are further described in the Auditor's Responsibilities for the Audit of the Standalone Financial Statements section of our report. We are independent of the Company in accordance with the Code of Ethics issued by the Institute of Chartered Accountants of India ("ICAI") together with the ethical requirements that are relevant to our audit of the standalone financial statements under the provisions of the Act and the Rules thereunder, and we have fulfilled our other ethical responsibilities in accordance with these requirements and the ICAI's Code of Ethics. We believe that the audit evidence we have obtained is sufficient and appropriate to provide a basis for our audit opinion on the standalone financial statements.

## Key Audit Matters

Key audit matters are those matters that, in our professional judgment, were of most significance in our audit of the standalone financial statements of the current period. These matters were addressed in the context of our audit of the standalone financial statements as a whole, and in forming our opinion thereon, and we do not provide a separate opinion on these matters.

We have determined that there are no key audit matters to communicate in our report.

## Information Other than the Standalone Financial Statements and Auditor's Report Thereon

The Company's Board of Directors is responsible for the other information. The other information comprises the information included in the Management Discussion and Analysis, Board's Report including Annexures to Board's Report and Corporate Governance but does not include standalone financial statements and our auditors report thereon.

Our opinion on the standalone financial statements does not cover the other information and we do not express any form of assurance conclusion thereon.

In connection with our audit of the standalone financial statements, our responsibility is to read the other information and, in doing so, consider whether the other information is materially inconsistent with the standalone financial statements or our knowledge obtained in the audit or otherwise appears to be materially misstated. If, based on the work we have performed, we conclude that there is a material misstatement of this other information, we are required to report that fact. We have nothing to report in this regard.

## Management's Responsibilities for the Standalone Financial Statements

The Company's Board of Directors is responsible for the matters stated in section 134(5) of the Act with respect to the preparation of these standalone financial statements that give a true and fair view of the financial position, financial performance, including other comprehensive income, changes in equity and cash flows of the Company in accordance with the Ind AS and other accounting principles generally accepted in India. This responsibility also includes maintenance of adequate accounting records in accordance with the provisions of the Act for safeguarding of the assets of the Company and for preventing and detecting frauds and other irregularities; selection and application of appropriate accounting policies; making judgments and estimates that are reasonable and prudent; and design, implementation and maintenance of adequate internal financial controls, that were operating effectively for ensuring the accuracy and completeness of the accounting records, relevant to the preparation and presentation of the standalone financial statement that give a true and fair view and are free from material misstatement, whether due to fraud or error.

In preparing the standalone financial statements, management is responsible for assessing the Company's ability to continue as a going concern, disclosing, as applicable, matters related to going concern and using the going concern basis of accounting unless management either intends to liquidate the Company or to cease operations, or has no realistic alternative but to do so.

Those Board of Directors are also responsible for overseeing the Company's financial reporting process.

### **Auditor's Responsibilities for the Audit of the Standalone Financial Statements**

Our objectives are to obtain reasonable assurance about whether the standalone financial statements as a whole are free from material misstatement, whether due to fraud or error, and to issue an auditor's report that includes our opinion. Reasonable assurance is a high level of assurance, but is not a guarantee that an audit conducted in accordance with SAs will always detect a material misstatement when it exists. Misstatements can arise from fraud or error and are considered material if, individually or in the aggregate, they could reasonably be expected to influence the economic decisions of users taken on the basis of these standalone financial statements.

As part of an audit in accordance with SAs, we exercise professional judgment and maintain professional skepticism throughout the audit. We also:

- Identify and assess the risks of material misstatement of the standalone financial statements, whether due to fraud or error, design and perform audit procedures responsive to those risks, and obtain audit evidence that is sufficient and appropriate to provide a basis for our opinion. The risk of not detecting a material misstatement resulting from fraud is higher than for one resulting from error, as fraud may involve collusion, forgery, intentional omissions, misrepresentations, or the override of internal control.
- Obtain an understanding of internal financial controls relevant to the audit in order to design audit procedures that are appropriate in the circumstances. Under Section 143(3)(i) of the Act, we are also responsible for expressing our opinion on whether the Company has in place an adequate internal financial controls system over financial reporting and the operating effectiveness of such controls.
- Evaluate the appropriateness of accounting policies used and the reasonableness of accounting estimates and related disclosures made by management.
- Conclude on the appropriateness of Management's use of the going concern basis of accounting and, based on the audit evidence obtained, whether a material uncertainty exists related to events or conditions that may cast significant doubt on the ability of the company to continue as a going concern. If we conclude that a material uncertainty exists, we are required to draw attention in our auditors' report to the related disclosures in the standalone financial statements or, if such disclosures are inadequate, to modify our opinion. Our conclusions are based on the audit evidence obtained up to the date of our auditors' report. However, future events or conditions may cause the Company to cease to continue as a going concern.
- Evaluate the overall presentation, structure and content

of the standalone financial statements, including the disclosures, and whether the standalone financial statements represent the underlying transactions and events in a manner that achieves fair presentation.

Materiality is the magnitude of misstatements in the standalone financial statements that, individually or in aggregate, makes it probable that the economic decisions of a reasonably knowledgeable user of the standalone financial statements may be influenced. We consider quantitative materiality and qualitative factors in (i) planning the scope of our audit work and in evaluating the results of our work; and (ii) to evaluate the effect of any identified misstatements in the standalone financial statements.

We communicate with those charged with governance regarding, among other matters, the planned scope and timing of the audit and significant audit findings, including any significant deficiencies in internal control that we identify during our audit.

We also provide those charged with governance with a statement that we have complied with relevant ethical requirements regarding independence, and to communicate with them all relationships and other matters that may reasonably be thought to bear on our independence, and where applicable, related safeguards.

From the matters communicated with those charged with governance, we determine those matters that were of most significance in the audit of the standalone financial statements of the current period and are therefore key audit matters in our audit report unless law or regulation precludes public disclosure about the matter or when, in extremely rare circumstances, we determine that a matter should not be communicated in our report because the adverse consequences of doing so would reasonably be expected to outweigh the public interest benefits of such communication.

### **Report on Other Legal and Regulatory Requirements**

1. As required by the Companies (Auditor's Report) Order, 2016 ("the Order"), issued by the Central Government of India in terms of sub-section (11) of section 143 of the Companies Act, 2013, we give in the Annexure-A a statement on the matters specified in paragraphs 3 and 4 of the Order, to the extent applicable.
2. As required by Section 143(3) of the Act, we report that:
  - (a) we have sought and obtained all the information and explanations which to the best of our knowledge and belief were necessary for the purposes of our audit.
  - (b) in our opinion proper books of account as required by law have been kept by the Company so far as it appears from our examination of those books;
  - (c) the balance sheet, the statement of profit and loss (including other comprehensive income), the statement of cash flows and the statement of changes in equity dealt with by this Report are in agreement with the books of account;
  - (d) in our opinion, the aforesaid standalone financial



statements comply with the Ind AS specified under Section 133 of the Act read with relevant rule issued thereunder;

- (e) on the basis of the written representations received from the directors as on 31 March 2020 taken on record by the Board of Directors, none of the directors is disqualified as on 31 March 2020 from being appointed as a director in terms of Section 164 (2) of the Act;
- (f) with respect to the adequacy of the internal financial controls over financial reporting of the Company and the operating effectiveness of such controls, refer to our separate report in "Annexure B". Our report expresses an unmodified opinion on the adequacy and operating effectiveness of the Company's internal financial controls over financial reporting;
- (g) with respect to the other matters to be included in the Auditors' Report in accordance with the requirements of Section 197 (16) of the Act, as amended:

In our opinion and to the best of our information and according to the explanations given to us, the remuneration paid by the Company to its directors during the year is in with accordance with the provisions of Section 197 of the Act; and

- (h) with respect to the other matters to be included in the Auditor's Report in accordance with Rule 11 of

the Companies (Audit and Auditors) Rules, 2014, as amended, in our opinion and to the best of our information and according to the explanations given to us:

- i. the Company has disclosed the impact of pending litigations on its financial position in its standalone financial statements – Refer Note 29 to the standalone financial statements;
- ii. the Company did not have any long-term contracts including derivative contracts for which there were any material foreseeable losses; and
- iii. there has been no delay in transferring amounts, required to be transferred, to the Investor Education and Protection Fund by the Company.

For JDS & Co.  
(Firm Regn. No.018400C)  
Chartered Accountants

**OP Singhania**  
Partner  
Membership number: 051909

Raipur, 27th June, 2020

UDIN: 20051909AAAAAT8746

**ANNEXURE - A TO THE INDEPENDENT AUDITORS' REPORT**

The Annexure referred to in Independent Auditors' Report to the members of the Company on the standalone financial statements for the year ended 31 March 2020, we report that:

- (i) (a) The Company has maintained proper records showing full particulars including quantitative details and situation of property, plant & equipment.
- (b) As explained to us, all major property, plant & equipment except certain low value items viz furniture & fixtures and office equipment have been physically verified by the management at reasonable intervals. According to the information and explanation given to us, no material discrepancies were noticed.
- (c) The title deeds of immovable properties, as disclosed in Note 3 on property, plant & equipment to the financial statements, are held in the name of the Company except the immovable properties transferred on amalgamation of the erstwhile RR Ispat Limited and Hira Industries Limited held in their name.
- (ii) As explained to us, the physical verification of inventories have been conducted at reasonable intervals by the management during the year. In our opinion, the frequency of the verification is reasonable. The discrepancies noticed on verification between the physical stocks and the book records were not material and have been properly dealt with in the books of account.
- (iii) The company has granted unsecured loans and advances to one company covered in the register maintained under section 189 of the companies Act, 2013 during the year. According to the information and explanations given to us and based on the audit procedures conducted by us, we are of the opinion that:
- (a) The terms & conditions of the grant of such loan are not prejudicial to the interest of the Company.
- (b) As explained to us the principal amounts are repayable on demand, whereas the interest is payable annually at the discretion of the Company and the repayments or receipts are regular.
- (c) Since the amount outstanding is not overdue, therefore, the provisions of clause 3 (iii)(c) of the Order is not applicable to the company.
- (iv) In our opinion and according to the information & explanations given to us, the Company has complied with the provisions of Section 186 of the Companies Act, 2013 in respect of the loans and investment made, and guarantees and security provided by it. The Company has not granted any loans and made any investments, or provided any guarantees or security to the parties covered under Section 185 of the Companies Act, 2013.
- (v) In our opinion and according to the information and explanations given to us, the company has not accepted any deposits from public, in terms of the directives issued by the Reserve Bank of India and the provisions of Section 73 to 76 or any other relevant provisions of the Companies Act and rules framed thereunder; therefore the provisions of clause 3(v) of the Order is not applicable to the company.
- (vi) We have broadly reviewed the books of account maintained by the company pursuant to the rules made by the Central Government for the maintenance of cost records under section 148(1) of the Companies Act, 2013, in respect of Company's products to which the said rules are made applicable and are of the opinion that, prima facie, the prescribed accounts and records, have been made and maintained. We have, however, not made a detailed examination of the records.
- (vii) (a) According to the information & explanations given to us, during the year the company is regular in depositing undisputed statutory dues including provident fund, employees' state insurance, income tax, goods & services tax, duty of customs, cess and any other statutory dues with the appropriate authorities. Further, no undisputed amounts of statutory dues as stated above were in arrears as at 31st March 2020 for a period of more than six months from the date they became payable.
- (b) According to the information and explanations given to us, there are no dues of income tax, sales tax, service tax, goods & services tax, custom duty, excise duty, value added tax and cess which have not been deposited on account of any dispute except the following:

Name of Statute	Nature of Dues	Period	Amount (₹ in lacs)	Forum where dispute is pending
Central Excise Act, 1944	Demand on account of Cenvat credit denial	2007-08	11.12	Addl. Commissioner, Central Excise, Raipur
Service Tax	Disallowance of Service Tax credit on Iron Ore not received after crushing	2009-10 to 2010-11	4.18	Assistant Commissioner, Central Excise, Raipur
Central Excise Act, 1944	Duty on Sale of Power to CSEB and on Output Service	2010-11 to 2014-15	187.82	CESTAT, NEW DELHI

Name of Statute	Nature of Dues	Period	Amount (₹ in lacs)	Forum where dispute is pending
Service Tax	Demand of Service Tax-Suppression of value-retention of Iron ore fines HIL	2011-12	119.23	CESTAT, NEW DELHI
Customs Act, 1962	Demand of Customs duty on imported Coal due to classified as Bituminous Coal	2012-13	10.00	CESTAT, HYDERABAD
Central Excise Act, 1944	Denial of Cenvat credit on inputs	April 08 to Feb 09	16.68	Commissioner Central Excise, Raipur.
Central Excise Act, 1944	Demand of short payment of duty on related party transaction with	2014-15 to 2016-17	29.26	The Commissioner (Appeals) Raipur
Service Tax	Denial of Service Tax credit on Works Contract Service	2015-16 & 2016-17	19.06	Addl. Commissioner, Central Excise, Raipur
Service Tax	Demand of Service Tax on rebate, shortage & claim of Interest from customers	(2014-15 to 2016-17)	2.12	Commissioner (Appeals), Central Excise, Raipur (CG)
C.G. Commercial Tax	Non receipt of sales tax declaration form	2010-11 & 2011-12	13.92	Chhattisgarh Commercial Tax Tribunal, Raipur
C.G. Commercial Tax	Non receipt of sales tax declaration form	2007-08	262.93	Appellate Addl. Commissioner, Raipur
Chhatisgarh Upkar Adhiniyam 1981	Energy Development Cess	May 2006 to Feb 2014	5102.04	Supreme Court

- (viii) Based on our audit procedures, and according to the information and explanations given to us, during the year, the company has not defaulted in repayment of loans or borrowings to any financial institution or bank or Government or debenture holders as at the balance sheet date.
- (ix) The Company has not raised any moneys by way of initial public offer, further public offer (including debt instruments). As the company has not raised any term loan during the year, therefore, the provisions of clause 3(x) of the Order is not applicable to the company.
- (x) In our opinion and according to the information and explanations given to us, no fraud by the Company or on the Company by its officers or employees has been noticed or reported during the year. Therefore, the provisions of clause 3(x) of the Order is not applicable to the company.
- (xi) The Company has provided for managerial remuneration during the year in accordance with the requisite approvals mandated by the provisions of Section 197 read with Schedule V of the Companies Act, 2013.
- (xii) As the Company is not a Nidhi Company and the Nidhi Rules, 2014 are not applicable to it. Therefore, the provisions of clause 3(xii) of the Order is not applicable to the company.
- (xiii) According to the information and explanations given to us and based on our examination of the records of

the Company, transactions with the related parties are in compliance with sections 177 and 188 of the Act, wherever applicable and details of such transactions have been disclosed in the standalone financial statements as required by the Ind AS.

- (xiv) The company has not made any preferential allotment or private placement of shares or fully or partly convertible debentures during the year under review. Therefore, the provisions of clause 3(xiv) of the Order is not applicable to the company.
- (xv) The Company has not entered into any non-cash transactions as referred in Section 192 of the Act with its directors or persons connected with him. Therefore, the provisions of clause 3(xv) of the Order is not applicable to the company.
- (xvi) The Company is not required to be registered under Section 45-IA of the Reserve Bank of India Act, 1934. Therefore, the provisions of clause 3(xvi) of the Order is not applicable to the company.

For JDS & Co.  
(Firm Regn. No.018400C)  
Chartered Accountants

**OP Singhania**  
Partner

Membership No.051909

Raipur, 27th June'2020  
UDIN: 20051909AAAAAT8746

## **ANNEXURE - B TO THE INDEPENDENT AUDITORS' REPORT**

Report on the Internal Financial Controls Over Financial Reporting under Clause (i) of Sub-section 3 of Section 143 of the Companies Act, 2013 ("the Act")

We have audited the internal financial controls over financial reporting of Godawari Power & Ispat Limited (the "Company") as of 31 March 2020 in conjunction with our audit of the standalone financial statements of the Company for the year ended on that date.

### **Management's Responsibility for Internal Financial Controls**

The Company's management is responsible for establishing and maintaining internal financial controls based on the internal control over financial reporting criteria established by the Company considering the essential components of internal control stated in the Guidance Note on Audit of Internal Financial Controls over Financial Reporting issued by the Institute of Chartered Accountants of India ('ICAI'). These responsibilities include the design, implementation and maintenance of adequate internal financial controls that were operating effectively for ensuring the orderly and efficient conduct of its business, including adherence to company's policies, the safeguarding of its assets, the prevention and detection of frauds and errors, the accuracy and completeness of the accounting records, and the timely preparation of reliable financial information, as required under the Companies Act, 2013.

### **Auditors' Responsibility**

Our responsibility is to express an opinion on the Company's internal financial controls over financial reporting based on our audit. We conducted our audit in accordance with the Guidance Note on Audit of Internal Financial Controls over Financial Reporting (the "Guidance Note") and the Standards on Auditing, issued by ICAI and deemed to be prescribed under section 143(10) of the Companies Act, 2013, to the extent applicable to an audit of internal financial controls, both applicable to an audit of Internal Financial Controls and, both issued by the ICAI. Those Standards and the Guidance Note require that we comply with ethical requirements and plan and perform the audit to obtain reasonable assurance about whether adequate internal financial controls over financial reporting was established and maintained and if such controls operated effectively in all material respects.

Our audit involves performing procedures to obtain audit evidence about the adequacy of the internal financial controls system over financial reporting and their operating effectiveness. Our audit of internal financial controls over financial reporting included obtaining an understanding of internal financial controls over financial reporting, assessing the risk that a material weakness exists, and testing and evaluating the design and operating effectiveness of internal control based on the assessed risk. The procedures selected depend on the auditor's judgment, including the assessment of the risks of material misstatement of the standalone financial statements, whether due to fraud or error.

We believe that the audit evidence we have obtained is sufficient and appropriate to provide a basis for our audit opinion on the Company's internal financial controls system

over financial reporting.

### **Meaning of Internal Financial Controls over Financial Reporting**

A company's internal financial control over financial reporting is a process designed to provide reasonable assurance regarding the reliability of financial reporting and the preparation of standalone financial statements for external purposes in accordance with generally accepted accounting principles. A company's internal financial control over financial reporting includes those policies and procedures that (1) pertain to the maintenance of records that, in reasonable detail, accurately and fairly reflect the transactions and dispositions of the assets of the company; (2) provide reasonable assurance that transactions are recorded as necessary to permit preparation of financial statements in accordance with generally accepted accounting principles, and that receipts and expenditures of the company are being made only in accordance with authorisations of management and directors of the company; and (3) provide reasonable assurance regarding prevention or timely detection of unauthorised acquisition, use, or disposition of the company's assets that could have a material effect on the financial statements.

### **Inherent Limitations of Internal Financial Controls over Financial Reporting**

Because of the inherent limitations of internal financial controls over financial reporting, including the possibility of collusion or improper management override of controls, material misstatements due to error or fraud may occur and not be detected. Also, projections of any evaluation of the internal financial controls over financial reporting to future periods are subject to the risk that the internal financial control over financial reporting may become inadequate because of changes in conditions, or that the degree of compliance with the policies or procedures may deteriorate.

### **Opinion**

In our opinion, to the best of our information and according to the explanations given to us, the Company has, in all material respects, an adequate internal financial controls system over financial reporting and such internal financial controls over financial reporting were operating effectively as at 31 March 2020, based on the internal control over financial reporting criteria established by the Company considering the essential components of internal control stated in the Guidance Note on Audit of Internal Financial Controls Over Financial Reporting issued by the ICAI.

For JDS & Co.  
(Firm Regn. No.018400C)  
Chartered Accountants

**OP Singhania**  
Partner

Membership Number: 051909  
Raipur, 27th June, 2020  
UDIN: 20051909AAAAAT8746

## Balance Sheet as at 31.03.2020

(₹ in lacs)

Particulars	Note No.	As at 31.03.2020	As at 31.03.2019
<b>ASSETS</b>			
<b>(1) Non-current assets</b>			
(a) Property, Plant and Equipment	3	136,888.85	131,150.79
(b) Capital work-in-progress		5,289.86	4,483.59
(c) Other intangible assets	4	10,293.51	11,327.42
(d) Financial assets			
(i) Investments	5	34,625.14	34,781.52
(ii) Loans	6	-	14.00
(e) Other non-current assets	7	1,198.43	774.90
<b>(2) Current-assets</b>			
(a) Inventories	8	44,586.34	55,835.68
(b) Financial assets			
(i) Trade Receivables	9	15,537.52	12,312.94
(ii) Cash and cash equivalents	10	141.62	70.05
(iii) Bank balances other than Cash and cash equivalents mentioned above	10	1,541.76	2,739.16
(c) Current tax assets (net)		22.46	-
(d) Other current assets	7	12,564.70	12,836.96
<b>Total Assets</b>		<b>262,690.19</b>	<b>266,327.00</b>
<b>EQUITY AND LIABILITIES</b>			
<b>Equity</b>			
(a) Equity share capital	11	3,411.12	3,411.12
(b) Other equity		116,311.08	104,339.14
<b>Liabilities</b>			
<b>(1) Non-current liabilities</b>			
(a) Financial Liabilities			
- Borrowings	12	100,229.24	111,725.88
(b) Provisions	13	1,165.11	888.69
(c) Deferred tax liabilities (Net)	14	4,024.08	234.16
(d) Other non-current liabilities	15	206.69	159.68
<b>(2) Current liabilities</b>			
(a) Financial Liabilities			
(i) Borrowings	16	15,270.97	12,754.45
(ii) Trade Payables	17		
- total outstanding dues of micro enterprises and small enterprises		22.17	22.13
- total outstanding dues of creditors other than micro enterprises and small enterprises		12,958.20	18,200.75
(iii) Other Financial Liabilities	18	5,849.15	8,352.57
(b) Other current liabilities	19	3,171.36	3,876.72
(c) Provisions	14	71.02	58.51
(d) Current tax liabilities (Net)		-	2,303.19
<b>Total Equity and Liabilities</b>		<b>262,690.19</b>	<b>266,327.00</b>
<b>Summary of significant accounting policies</b>	<b>2</b>		

The accompanying notes are integral part of the financial statements.

As per our report of even date  
For **JDS & Co.**  
(Firm Regn.No.018400C)  
Chartered Accountants

per **OP Singhania**  
Partner  
Membership No.051909

Place : Raipur  
Date : 27.06.2020

For and on behalf of the Board of Directors of  
**Godawari Power & Ispat Limited**

**B.L.Agrawal**  
Managing Director

**Abhishek Agrawal**  
Executive Director

**Y.C.Rao**  
Company Secretary

**Sanjay Bothra**  
CFO

**Statement of Profit and Loss** for the year ended 31st March 2020

(₹ in lacs)

Particulars	Note No.	2019-20	2018-19
<b>INCOME</b>			
Revenue from operations (Gross)	20	277,401.29	287,525.14
Other Income	21	288.63	299.38
<b>TOTAL REVENUE (I)</b>		<b>277,689.92</b>	<b>287,824.53</b>
<b>EXPENDITURE</b>			
Cost of raw material and component consumed	22	151,419.27	169,291.03
Purchase of Traded Goods		6,824.62	5,626.56
(Increase)/decrease in inventories of finished goods, work-in-progress and traded goods	23	3,573.75	(5,990.41)
Employees benefits expenses	24	10,831.87	9,753.16
Finance cost	25	15,366.03	18,212.83
Depreciation and amortization expenses	26	9,159.85	9,050.93
Other Expenses	27	60,750.36	46,881.26
<b>TOTAL EXPENDITURE (II)</b>		<b>257,925.76</b>	<b>252,825.35</b>
Profit/(loss) before tax		19,764.16	34,999.18
Tax expenses			
Current tax		3,714.10	7,714.44
Deferred Tax		3,910.20	5,958.94
Total tax expenses		7,624.30	13,673.38
Profit/(loss) for the year from continuing operations		12,139.86	21,325.79
Other Comprehensive Income			
<b>A (i) Items that will not be reclassified to profit or loss</b>			
Remeasurements of the net defined benefit plans		(141.83)	(52.37)
Income tax relating to items that will not be reclassified to profit or loss		49.56	18.30
<b>B (i) Items that will be reclassified to profit or loss</b>			
Fair value of financial assets		(146.38)	(221.15)
Income tax relating to items that will be reclassified to profit or loss		70.72	(54.58)
<b>Total Comprehensive Income for the period Comprising Profit/(Loss) and Other Comprehensive Income for the period)</b>		<b>11,971.94</b>	<b>21,016.09</b>
<b>Earnings per equity share [nominal value of share</b>	28		
<b>@ ₹10/- (31st March,2019 ₹10)</b>			
<b>Basic</b>		34.45	60.52
<b>Diluted</b>		34.45	60.52
<b>Summary of significant accounting policies</b>	2		

The accompanying notes are integral part of the financial statements.

As per our report of even date  
For **JDS & Co.**  
(Firm Regn.No.018400C)  
Chartered Accountants

per **OP Singhania**  
Partner  
Membership No.051909

Place : Raipur  
Date : 27.06.2020

For and on behalf of the Board of Directors of  
**Godawari Power & Ispat Limited**

**B.L.Agrawal**  
Managing Director

**Y.C.Rao**  
Company Secretary

**Abhishek Agrawal**  
Executive Director

**Sanjay Bothra**  
CFO



## CASH FLOW STATEMENT FOR THE YEAR ENDED 31ST MARCH, 2020

(₹ in lacs)

Particular	2020	2019
Cash Flow from operating activities		
Profit/(loss) before tax	19,764.16	34,999.18
Non-cash adjustment to reconcile profit before tax to net cash flows		
Depreciation/amortization	9,159.85	9,050.93
Loss/(profit) on sale of fixed assets	(62.57)	1.06
Loss/(profit) on sale of non-current investments	(5.21)	-
Provision for employee benefits	147.10	145.26
Provision/Allowances for credit loss on debtors	(364.60)	57.28
Finance Cost	15,366.03	18,212.83
Interest Income	(217.04)	(216.34)
<b>OPERATING PROFIT BEFORE WORKING CAPITAL CHANGES</b>	<b>43,787.73</b>	<b>62,250.20</b>
Movements in working capital :		
Increase/(decrease) in trade payables	(5,242.52)	4,021.64
Increase/(decrease) in other financial liabilities	(519.82)	527.74
Increase/(decrease) in other current liabilities	(705.35)	(581.59)
Increase/(decrease) in Other non-current liabilities	47.01	(43.13)
Decrease/(increase) in trade receivables	(2,859.98)	(1,585.69)
Decrease/(increase) in inventories	11,249.34	(17,474.29)
Decrease/(increase) in loans	14.00	6,844.28
Decrease/(increase) in other current assets	272.26	1,517.59
Decrease/(increase) in other non-current assets	(423.53)	(264.53)
Cash generated from/(used in ) operations	45,619.14	55,212.21
Direct taxes paid (net of refunds)	(6,039.75)	(7,227.41)
<b>Net Cash flow from/(used in) operating activities</b>	<b>A 39,579.38</b>	<b>47,984.80</b>
Cash flows from investing activities		
Purchase of fixed assets, including intangible assets and CWIP	(14,714.40)	(7,014.38)
Proceeds from sale of property, plant & equipment	106.70	650.96
Proceeds from sale of non-current investments	15.21	-
Increase in non-current investments	-	(6,910.00)
Proceeds from bank deposits (having original maturity of more than three months)	1,192.87	512.93
Interest received	217.04	216.34
<b>Net cash flow from/(used in) investing activities</b>	<b>B (13,182.58)</b>	<b>(12,544.15)</b>

**CASH FLOW STATEMENT FOR THE YEAR ENDED 31ST MARCH, 2020**

(₹ in lacs)

Particular	2020	2019
Cash flows from financing activities		
Redemption of debenture	(3,219.00)	(2,259.38)
Repayment of long-term borrowings	(10,256.71)	(15,407.78)
(Repayment)/Proceeds of short-term borrowings (net)	2,516.52	(221.45)
Finance Cost	(15,366.03)	(18,212.83)
<b>Net cash flow from/(used in) financing activities</b>	<b>C (26,325.23)</b>	<b>(36,101.43)</b>
NET INCREASE/(DECREASE) IN CASH & CASH EQUIVALENTS (A+B+C)	71.57	(660.78)
Cash and Cash Equivalents at the beginning of the year	70.05	730.84
Cash and Cash Equivalents at the end of the year	141.62	70.05
Components of cash and cash equivalents		
Cash in hand	3.31	9.65
With banks- on current account	138.31	60.41
	141.62	70.05

**The Statement of Cash Flow has been prepared using Indirect method as per Ind AS 7.**

As per our report of even date  
For **JDS & Co.**  
(Firm Regn.No.018400C)  
Chartered Accountants

per **OP Singhania**  
Partner  
Membership No.051909

Place : Raipur  
Date : 27.06.2020

For and on behalf of the Board of Directors of  
**Godawari Power & Ispat Limited**

**B.L.Agrawal**  
Managing Director

**Abhishek Agrawal**  
Executive Director

**Y.C.Rao**  
Company Secretary

**Sanjay Bothra**  
CFO

## STATEMENT OF CHANGES IN EQUITY

Equity Share Capital		Changes in the equity share capital during the year					Balance as at 31.03.2019	
Balance as at 01.04.2018		3,411.12					3,411.12	
Other Equity		-					-	
	Capital Reserve*	Reserves and Surplus			Retained Earnings	Fair Value of financial assets through Other Comprehensive Income (Net of Tax)	Other items of Other Comprehensive Income (Gain/loss on employee benefit) (Net of Tax)	Total
		Securities Premium**	Debenture Redemption Reserve***	General Reserve****				
<b>Balance at the beginning of the reporting period 01.04.2018</b>	<b>1,695.36</b>	<b>20,784.05</b>	<b>2,015.00</b>	<b>15,751.00</b>	<b>43,206.01</b>	<b>(65.47)</b>	<b>(62.90)</b>	<b>83,323.05</b>
Remeasurements of the net defined benefit plans, Net of Tax	-	-	-	-	-	-	(34.07)	(34.07)
Fair Value of Financial assets through Other Comprehensive Income, Net of Tax	-	-	-	-	-	(275.63)	-	(275.63)
Profit/(loss) for the year	-	-	-	-	21,325.79	-	-	21,325.79
Transfer to General Reserve	-	-	(1,210.25)	1,210.25	-	-	-	-
Balance at the end of the reporting period 31.03.2019	1,695.36	20,784.05	804.75	16,961.25	64,531.80	(341.11)	(96.97)	104,339.14

\* During amalgamation, the excess of net assets acquired, over the cost of consideration paid is treated as capital reserve.

\*\* Securities premium is used to record the premium received on issue of shares. It is to be utilised in accordance with the provisions of Companies Act, 2013.

\*\*\* Debenture Redemption Reserve (DRR) has been created out of profit of the company available for payment of dividend. DRR is required to be created for an amount which is equal to 25 % of the value of debentures issued.

\*\*\*\* General Reserve is available for payment of dividend to the shareholders as per the provisions of Companies Act, 2013.

As per our report of even date

**For JDS & Co.**

(ICAI Firm Reg. No.018400C)  
Chartered Accountants

**per OP Singhania**

Partner  
Membership No.051909

Place : Raipur

Date : 27.06.2020

For and on behalf of the Board of Directors of

**Godawari Power & Ispat Limited**

**B.L.Agrawal**

Managing Director

**Abhishek Agrawal**

Executive Director

Y.C.Rao

Company Secretary

Sanjay Bothra

CFO

**STATEMENT OF CHANGES IN EQUITY FOR THE YEAR ENDED 31.03.2020**

Equity Share Capital		Changes in the equity share capital during the year		Balance as at 31.03.2020	
Balance as at 01.04.2019	3,411.12			Balance as at 31.03.2020	3,411.12

(₹ in lacs)

## Other Equity

	Capital Reserve*	Reserves and Surplus			Fair Value of financial assets through Other Comprehensive Income (Net of Tax)	Other items of Other Comprehensive Income (Gain/loss on employee benefit) (Net of Tax)	Total
		Securities Premium**	Debenture Redemption Reserve***	General Reserve****			
Balance at the beginning of the reporting period 01.04.2019	1,695.36	20,784.05	804.75	16,961.25	(341.11)	(96.97)	104,339.14
Remeasurements of the net defined benefit plans, Net of Tax	-	-	-	-	-	(92.27)	(92.27)
Fair Value of Financial assets through Other Comprehensive Income, Net of Tax	-	-	-	-	(75.65)	-	(75.65)
Profit/(loss) for the year	-	-	-	-	-	-	12,139.86
Transfer	-	-	(804.75)	804.75	-	-	-
Balance at the end of the reporting period 31.03.2020	1,695.36	20,784.05	-	17,766.00	(416.76)	(189.24)	116,311.08

\* During amalgamation, the excess of net assets acquired, over the cost of consideration paid is treated as capital reserve.

\*\* Securities premium is used to record the premium received on issue of shares. It is to be utilised in accordance with the provisions of Companies Act, 2013.

\*\*\* Debenture Redemption Reserve (DRR) has been created out of profit of the company available for payment of dividend. DRR is required to be created for an amount which is equal to 25 % of the value of debentures issued.

\*\*\*\* General Reserve is available for payment of dividend to the shareholders as per the provisions of Companies Act, 2013.

As per our report of even date

**For JDS & Co.**

(ICAI Firm Reg. No.018400C)  
Chartered Accountants

**per OP Singhania**

Partner  
Membership No.051909

Place : Raipur

Date : 27.06.2020

For and on behalf of the Board of Directors of

**Godawari Power & Ispat Limited**

**B.L.Agrawal**

Managing Director

**Abhishek Agrawal**

Executive Director

Y.C.Rao

Company Secretary

Sanjay Bothra

CFO

## **NOTES TO THE STANDALONE FINANCIAL STATEMENTS FOR THE YEAR ENDED 31ST MARCH, 2020**

### **1. CORPORATE INFORMATION**

Godawari Power & Ispat Ltd. (the company) is a public company domiciled in India and incorporated under the provisions of the Companies Act. Its shares are listed on two stock exchanges in India. The company is mainly engaged in Mining of Iron Ore and Manufacturing of Iron Ore Pellets, Sponge Iron, Steel Billets, Wire Rods, H.B. Wire and Ferro Alloys with generation of Electricity.

The addresses of its registered office and principal place of business are disclosed in the introduction to the annual report.

### **2. SIGNIFICANT ACCOUNTING POLICIES**

#### **2.1 BASIS OF PREPARATION AND PRESENTATION**

- i) The financial statements are prepared in accordance with Indian Accounting Standards (Ind AS) notified under the Companies (Indian Accounting Standards) Rules, 2015 (as amended) and guidelines issued by the Securities and Exchange Board of India (SEBI).
- ii) The standalone financial statements have been prepared on a historical cost basis, except for the following assets and liabilities which have been measured at fair value:
  - Certain financial assets and liabilities (including derivative instruments) and
  - Defined benefit plans - plan assets
- iii) Company's financial statements are presented in Indian Rupees (₹), which is also its functional currency.

#### **2.2 Estimation of uncertainties relating to the global health pandemic from COVID-19**

Due to outbreak of COVID-19 globally and in India, the Company's management has made initial assessment of impact on business and financial risks on account of COVID-19. Considering that the plant was closed down on account of nation wide lockdown since 24th March, 2020 and as a result of lockdown the volume for the month of March, 2020 have been impacted to some extent. However, in view of higher volume of operations during the rest of the month and year, there was no major impact on financials of the Company for the year ended 31st March, 2020. Subsequently, in view of classification of iron & steel Industry as essential commodity, the Company has resumed operations in phased manner in April 2020 & from May 2020 all plants are in normal operation after obtaining necessary approval from the appropriate Government agencies. The Company is taking full measure to protect the health & safety of the employees. Further the Company has made detailed assessment of its liquidity position for the next one year and of the recoverability and carrying values of its assets comprising Property, Plant and Equipment, Intangible assets, Trade receivables, Inventory and Investments and has concluded that there are no material adjustments required in the financial statements. Barring unforeseen circumstances, the management believes that the impact of the Covid-19 outbreak on the business and financial position of the Company is not likely to be significant at this stage, unless the corona impacted cases further increase in the area of operations of the Company. The management does not see any risks in the Company's ability to continue as a going concern and meeting its liabilities as and when they fall due, except temporary deferment in instalment of long term loan and interest on loans availed from banks for the period of March 2020 to May 2020, which has since been paid to all banks. The Company is monitoring the situation closely and will take appropriate measures depending on the evolving situation.

#### **2.3 SUMMARY OF SIGNIFICANT ACCOUNTING POLICIES**

##### **a) Current versus non-current classification**

The company presents assets and liabilities in the balance sheet based on current/ non-current classification. An asset is classified as current when it is:

- expected to be realised or intended to be sold or consumed in normal operating cycle;
- held primarily for the purpose of trading;
- expected to be realised within twelve months after the reporting period; or
- cash or a cash equivalent unless restricted from being exchanged or used to settle a liability for at least twelve months after the reporting period. Terms of a liability that could, at the option of the counterparty, result in its settlement by the issue of equity instruments do not affect its classification.

All other assets are classified as non-current.

A liability is current when it is:

- expected to be settled in normal operating cycle;
- held primarily for the purpose of trading;

**NOTES TO THE STANDALONE FINANCIAL STATEMENTS FOR THE YEAR ENDED 31ST MARCH, 2020**

- due to be settled within twelve months after the reporting period; or
- there is no unconditional right to defer the settlement of the liability for at least twelve months after the reporting period.

All other liabilities are classified as non-current.

Deferred tax assets and liabilities are classified as non-current assets and liabilities.

The operating cycle is the time between the acquisition of assets for processing and their realisation in cash or cash equivalents. The company has identified twelve months as its operating cycle.

**b) Fair Value Measurement**

Fair value is the price that would be received to sell an asset or paid to transfer a liability in an orderly transaction between market participants at the measurement date. Normally at initial recognition, the transaction price is the best evidence of fair value.

However, when the Company determines that transaction price does not represent the fair value, it uses inter-alia valuation techniques that are appropriate in the circumstances and for which sufficient data are available to measure fair value, maximising the use of relevant observable inputs and minimising the use of unobservable inputs.

All financial assets and financial liabilities for which fair value is measured or disclosed in the financial statements are categorised within the fair value hierarchy. This categorisation is based on the lowest level input that is significant to the fair value measurement as a whole:

- Level 1 - Quoted (unadjusted) market prices in active markets for identical assets or liabilities
- Level 2 - Valuation techniques for which the lowest level input that is significant to the fair value measurement is directly or indirectly observable
- Level 3 - Valuation techniques for which the lowest level input that is significant to the fair value measurement is unobservable

Financial assets and financial liabilities that are recognised at fair value on a recurring basis, the Company determines whether transfers have occurred between levels in the hierarchy by re-assessing categorisation at the end of each reporting period.

**c) Property, Plant and Equipment (PPE)**

- i) On transition to Ind AS, the Company has elected to continue with the carrying value of all of its property, plant and equipment recognised as at April 1, 2015, measured as per the previous GAAP, and use that carrying value as the deemed cost of such property, plant and equipment.
- ii) An item of PPE is recognized as an asset if it is probable that future economic benefits associated with the item will flow to the Company and the cost of the item can be measured reliably.
- iii) The cost of an item of property, plant and equipment is measured at :
  - its purchase price, including import duties and non-refundable purchase taxes, after deducting trade discounts and rebates.
  - any costs directly attributable to bringing the asset to the location and condition necessary for it to be capable of operating in the manner intended by management.
  - the initial estimate of the costs of dismantling and removing the item and restoring the site on which it is located, the obligation which is to be incurred either when the item is acquired or as a consequence of having used the item during a particular period for purposes other than to produce inventories during that period.
- iv) Expenditure incurred on renovation and modernization of PPE on completion of the originally estimated useful life resulting in increased life and/or efficiency of an existing asset, is added to the cost of the related asset. In the carrying amount of an item of PPE, the cost of replacing the part of such an item is recognized when that cost is incurred if the recognition criteria are met. The carrying amount of those parts that are replaced is derecognized in accordance with the derecognition principles.
- v) After initial recognition, PPE is carried at cost less accumulated depreciation/amortization and accumulated impairment losses, if any.



## **NOTES TO THE STANDALONE FINANCIAL STATEMENTS FOR THE YEAR ENDED 31ST MARCH, 2020**

- vi) Spare parts procured along with the Plant & Machinery or subsequently which meet the recognition criteria are capitalized and added in the carrying amount of such item. The carrying amount of those spare parts that are replaced is derecognized when no future economic benefits are expected from their use or upon disposal. Other machinery spares are treated as “stores & spares” forming part of the inventory.
  - vii) If the cost of the replaced part or earlier inspection is not available, the estimated cost of similar new parts/ inspection is used as an indication of what the cost of the existing part/ inspection component was when the item was acquired or inspection carried out.
  - viii) An item of property, plant and equipment is derecognized upon disposal or when no future economic benefits are expected from its use or disposal. Any gain or loss arising on derecognition of the asset (calculated as the difference between the net disposal proceeds and the carrying amount of the asset) is included in the Statement of Profit and Loss when the asset is derecognized.
  - ix) The company has continued the policy adopted for accounting for exchange differences arising from translation of long term foreign currency monetary items recognized in financial statements for the period ending immediately before the beginning of the first Ind AS financial reporting period as per the previous GAAP, as permitted under Ind AS 101, ‘First time adoption of Indian Accounting Standards’. Accordingly, the exchange differences arising on translation/settlement of long term foreign currency monetary items pertaining to the acquisition of a depreciable asset have been adjusted to the cost of the asset and are depreciated over the remaining life of the asset.
- d) Capital Work in Progress**
- i) Expenditure incurred on assets under construction (including a project) is carried at cost under Capital Work in Progress. Such costs comprises purchase price of asset including import duties and non-refundable taxes after deducting trade discounts and rebates and costs that are directly attributable to bringing the asset to the location and condition necessary for it to be capable of operating in the manner intended by management.
  - ii) Cost directly attributable to projects under construction include costs of employee benefits, expenditure in relation to survey and investigation activities of the projects, cost of site preparation, initial delivery and handling charges, installation and assembly costs, professional fees, expenditure on maintenance and up-gradation etc. of common public facilities, depreciation on assets used in construction of project, interest during construction and other costs if attributable to construction of projects. Such costs are accumulated under “Capital works in progress” and subsequently allocated on systematic basis over major assets, other than land and infrastructure facilities, on commissioning of projects.
  - iii) Capital Expenditure incurred for creation of facilities, over which the Company does not have control but the creation of which is essential principally for construction of the project is capitalized and carried under “Capital work in progress” and subsequently allocated on systematic basis over major assets, other than land and infrastructure facilities, on commissioning of projects, keeping in view the “attributability” and the “Unit of Measure” concepts in Ind AS 16- “Property, Plant & Equipment”. Expenditure of such nature incurred after completion of the project, is charged to Statement of Profit and Loss.
- e) Intangible Assets**
- i) Intangible assets acquired separately are measured on initial recognition at cost. After initial recognition, intangible assets are carried at cost less any accumulated amortisation and accumulated impairment losses.
  - ii) Software (not being an integral part of the related hardware) acquired for internal use, is stated at cost of acquisition less accumulated amortisation and impairment losses, if any.
  - iii) An item of Intangible asset is derecognised upon disposal or when no future economic benefits are expected from its use or disposal. Gains or losses arising from derecognition of an intangible asset are measured as the difference between the net disposal proceeds and the carrying amount of the asset and are recognised in the Statement of Profit and Loss when the asset is derecognised.
- f) Leases**
- “The company assesses whether a contract contains a lease, at inception of a contract. A contract is, or contains, a lease if the contract conveys the right to control the use of an identified asset for a period of time in exchange for consideration. To assess whether a contract conveys the right to control the use of an identified asset, the Company assesses whether: (i) the contract involves the use of an identified asset (ii) the Company has substantially all of the economic benefits from use of the asset through the period of the lease and (iii) the Company has the right to direct the use of the asset. The company applies the short-term lease recognition exemption to its short-term leases (i.e., those leases that have a lease term of 12 months or less from the commencement date and do not contain a purchase option). It also applies the

**NOTES TO THE STANDALONE FINANCIAL STATEMENTS FOR THE YEAR ENDED 31ST MARCH, 2020**

lease of low-value assets recognition exemption to leases that are considered to be low value. Lease payments on short-term leases and leases of low-value assets are recognised as expense on a straight-line basis over the lease term.”

**g) Mining Assets****i) Exploration and Evaluation Assets**

Upon obtaining the legal rights to explore a specific area but before the technical feasibility and commercial viability of extracting a mineral resource are demonstrable, the expenditure incurred on finding specific mineral resources are capitalised as Exploration and Evaluation Assets. These expenditure include expenses on acquisition of rights to explore; topographical, geological, geochemical and geophysical studies; exploratory drilling; trenching; sampling; activities in relation to evaluating the technical feasibility and commercial viability of extracting a mineral resource and such other related expenses. When the technical feasibility and commercial viability of extracting a mineral resource are demonstrated, the Exploration and Evaluation Assets are reclassified as part of the right to mine.

At the initial recognition the Exploration and Evaluation Assets are measured at cost. After recognition, the company continues to use the cost model.

Exploration and Evaluation Assets are assessed for impairment when facts and circumstances suggest that the carrying amount of such assets may exceed its recoverable amount.

After the reclassification of the Exploration and Evaluation Assets as part of the Right to Mine, the cost is then amortised over the remaining useful life of the mining rights.

**ii) Stripping Activity**

During the development phase of the mine (before production begins), stripping costs are capitalised as part of the cost of right to mine.

During the production phase, two benefits accrue from the stripping activity: usable ore that can be used to produce inventory and improved access to further quantities of material that will be mined in future periods.

To the extent that the benefit from the stripping activity is realised in the form of inventory produced, the costs of that stripping overburden removal activity is accounted for in accordance with the principles of Ind AS 2, Inventories.

To the extent the benefit is improved access to ore, these costs are recognised as Stripping Activity Asset, if the following criteria are met:-

- it is probable that the future economic benefit (improved access to the ore body) associated with the stripping activity will flow;
- the component of the ore body for which access has been improved can be identified; and
- the costs relating to the stripping activity associated with that component can be measured reliably.

The Stripping Cost capitalised during the development phase or during the production phase is amortised using the units or production method.

**h) Revenue recognition**

Revenue is recognised upon transfer of control of promised goods to customers in an amount that reflects the consideration which the company expects to receive in exchange for those products.

Revenue is measured based on the transaction price, which is the consideration, adjusted for discounts, price concessions and incentives, if any, as specified in the contract with the customer. Revenue also excludes taxes collected from customers.

- i) Revenue from sales of goods is recognised on output basis measured by units delivered, number of transactions etc.
- ii) Revenue from sales of goods is recognised at the point in time when control is transferred to the customer which coincides with the performance obligation under the contract with the customer.

**Interest income**

Interest income is recognised on a time proportion basis taking into account the amount outstanding and the rate applicable.

**Dividends**

Revenue is recognised when the company's right to receive payment is established, which is generally when shareholders approve the dividend.

## NOTES TO THE STANDALONE FINANCIAL STATEMENTS FOR THE YEAR ENDED 31ST MARCH, 2020

### Rendering of services

Income from services rendered is recognised based on agreements/arrangements with the customers as the service is performed and there are no unfulfilled obligations.

### i) Depreciation on Property, Plant & Equipment and Amortization of Intangible Assets

- i) Depreciation on Property, Plant & Equipment is provided on Straight Line Method based on estimated useful life of the assets which is same as envisaged in schedule II of the Companies Act, 2013 with the exception of the following:
  - spares classified as plant and equipment are depreciated over 3 to 15 years based on the technical evaluation of useful life done by the management.
  - assets costing ₹5,000 or less are fully depreciated in the year of purchase.
- ii) Depreciation on additions to /deductions from Property, Plant & Equipment during the year is charged on pro-rata basis from / up to the date on which the asset is available for use / disposal.
- iii) The residual values, useful lives and method of depreciation of property, plant and equipment is reviewed at each financial year end and adjusted prospectively, if appropriate.
- iv) Where the life and / or efficiency of an asset is increased due to renovation and modernization, the expenditure thereon along with its unamortized depreciable amount is charged prospectively over the revised / remaining useful life determined by technical assessment.
- v) Spares parts procured along with the Plant & Machinery or subsequently which are capitalized and added in the carrying amount of such item are depreciated over the residual useful life of the related plant and machinery or their useful life whichever is lower.
- vi) Leasehold land is amortised annually on the basis of tenure of lease period. Freehold land is not depreciated.
- vii) Expenditure incurred on Right to Mine are amortised over useful life of the mines or lease period whichever is shorter.
- viii) Other Intangible assets are amortized over technically useful life of the assets.

### j) Inventories :

- i) Inventories are valued at lower of cost and net realizable value, after providing for obsolescences, if any.
- ii) Cost of Raw Materials, Stores & Spares, Work in Progress, Finished Goods and Stock-in-Trade are computed on Moving Average basis.
- iii) Cost of Work in Progress and Finished Goods includes direct materials, labour, conversion and proportion of manufacturing overheads incurred in bringing the inventories to their present location and condition.
- iv) The cost is determined using moving average cost formula and net realizable value is the estimated selling price in the ordinary course of business, less the estimated costs necessary to make the sale.

### k) Borrowing Cost

Borrowing costs directly attributable to the acquisition, construction or production of an asset that necessarily takes a substantial period of time to get ready for its intended use or sale are capitalised as part of the cost of the asset. All other borrowing costs are expensed in the period in which they occur. Borrowing costs consist of interest and other costs that the company incurs in connection with the borrowing of funds. Borrowing cost also includes exchange differences to the extent regarded as an adjustment to the borrowing costs.

### l) Income Taxes

Income tax expense represents the sum of current and deferred tax. Tax is recognised in the Statement of Profit and Loss, except to the extent that it relates to items recognised directly in equity or other comprehensive income. In which case the tax is also recognised directly in equity or in other comprehensive income.

#### i) Current tax

Current tax assets and liabilities are measured at the amount expected to be recovered from or paid to the taxation authorities, based on tax rates and laws that are enacted or substantively enacted at the Balance sheet date.

#### ii) Deferred tax

Deferred tax is recognised on temporary differences between the carrying amounts of assets and liabilities in the financial statements and the corresponding tax bases used in the computation of taxable profit.

Deferred tax liabilities and assets are measured at the tax rates that are expected to apply in the period in which the

**NOTES TO THE STANDALONE FINANCIAL STATEMENTS FOR THE YEAR ENDED 31ST MARCH, 2020**

liability is settled or the asset realised, based on tax rates (and tax laws) that have been enacted or substantively enacted by the end of the reporting period. The carrying amount of Deferred tax liabilities and assets are reviewed at the end of each reporting period.

**m) Foreign Currency Transactions**

- i) Transactions in foreign currency are initially recorded at exchange rate prevailing on the date of transaction. At each Balance Sheet date, monetary items denominated in foreign currency are translated at the exchange rates prevailing on that date.
- ii) Exchange differences arising on translation or settlement of monetary items are recognised as income or expenses in the period in which they arise in the Statement of Profit and loss.

**n) Employee Benefits Expense**

## Short Term Employee Benefits

The undiscounted amount of short term employee benefits expected to be paid in exchange for the services rendered by employees are recognised as an expense during the period when the employees render the services.

## Post-Employment Benefits

## Defined Contribution Plans

A defined contribution plan is a post-employment benefit plan under which the Company pays specified contributions to a separate entity. The Company makes specified monthly contributions towards Provident Fund and Contributory Pension Fund. The Company's contribution is recognised as an expense in the Statement of Profit and Loss during the period in which the employee renders the related service.

## Defined Benefits Plans

The cost of the defined benefit plan and other post-employment benefits and the present value of such obligation are determined using actuarial valuations. An actuarial valuation involves making various assumptions that may differ from actual developments in the future. These include the determination of the discount rate, future salary increases, mortality rates and future pension increases. Due to the complexities involved in the valuation and its long-term nature, a defined benefit obligation is highly sensitive to changes in these assumptions. All assumptions are reviewed at each reporting date.

The company has recognized the gratuity payable to the employees as per the Payment of Gratuity Act, 1972 and Leave Encashment Benefits as defined benefit plans. The liability in respect of these benefits is calculated using the Projected Unit Credit Method and spread over the period during which the benefit is expected to be derived from employees' services.

Re-measurement of defined benefit plans in respect of post-employment are charged to the Other Comprehensive Income.

**o) Provisions, Contingent Liabilities and Contingent Assets**

Provisions are recognised when the Company has a present legal or constructive obligation as a result of a past event and it is probable that an outflow of resources embodying economic benefits will be required to settle the obligation and a reliable estimate can be made of the amount of the obligation. Such provisions are determined based on management estimate of the amount required to settle the obligation at the balance sheet date. When the Company expects some or all of a provision to be reimbursed, the reimbursement is recognised as a standalone asset only when the reimbursement is virtually certain.

If the effect of the time value of money is material, provisions are discounted using a current pre-tax rate that reflects when appropriate, the risks specific to the liability. When discounting is used, the increase in the provision due to the passage of time is recognised as a finance cost.

Contingent liabilities are disclosed on the basis of judgment of management. These are reviewed at each balance sheet date and are adjusted to reflect the current management estimate.

Contingent assets are not recognized but are disclosed in the financial statements when inflow of economic benefits is probable.

**p) Impairment of non-financial assets - property, plant and equipment and intangible assets**

The Company assesses at each reporting date as to whether there is any indication that any property, plant and equipment and intangible assets or group of assets, called cash generating units (CGU) may be impaired. If any such indication exists the recoverable amount of an asset or CGU is estimated to determine the extent of impairment, if any. When it is not possible to estimate the recoverable amount of an individual asset, the Company estimates the recoverable amount of

## NOTES TO THE STANDALONE FINANCIAL STATEMENTS FOR THE YEAR ENDED 31ST MARCH, 2020

the CGU to which the asset belongs.

An impairment loss is recognised in the Statement of Profit and Loss to the extent, asset's carrying amount exceeds its recoverable amount. The recoverable amount is higher of an asset's fair value less cost of disposal and value in use. Value in use is based on the estimated future cash flows, discounted to their present value using pre-tax discount rate that reflects current market assessments of the time value of money and risk specific to the assets.

The impairment loss recognised in prior accounting period is reversed if there has been a change in the estimate of recoverable amount.

### q) Share capital and share premium

Ordinary shares are classified as equity. Incremental costs directly attributable to the issue of new shares are shown in equity as a deduction, net of tax, from the proceeds.

Par value of the equity share is recorded as share capital and the amount received in excess of the par value is classified as share premium.

Treasury shares held in the Trust are deducted from the equity.

### r) Financial Instruments

#### i) Financial Assets

##### A. Initial recognition and measurement

All financial assets and liabilities are initially recognized at fair value. Transaction costs that are directly attributable to the acquisition or issue of financial assets and financial liabilities, which are not at fair value through profit or loss, are adjusted to the fair value on initial recognition. Purchase and sale of financial assets are recognised using trade date accounting.

##### B. Subsequent measurement

Financial assets carried at amortised cost

A financial asset is measured at amortised cost if it is held within a business model whose objective is to hold the asset in order to collect contractual cash flows and the contractual terms of the financial asset give rise on specified dates to cash flows that are solely payments of principal and interest on the principal amount outstanding.

Financial assets at fair value through other comprehensive income (FVTOCI)

A financial asset is measured at FVTOCI if it is held within a business model whose objective is achieved by both collecting contractual cash flows and selling financial assets and the contractual terms of the financial asset give rise on specified dates to cash flows that are solely payments of principal and interest on the principal amount outstanding.

Financial assets at fair value through profit or loss (FVTPL)

A financial asset which is not classified in any of the above categories are measured at FVTPL.

##### C. Investment in subsidiaries, Associates and Joint Ventures

The Company has accounted for its investments in subsidiaries, associates and joint venture at cost.

##### D. Other Equity Investments

All other equity investments are measured at fair value through Other Comprehensive Income with value changes recognised therein.

##### E. Impairment of financial assets

In accordance with Ind AS 109, the Company uses 'Expected Credit Loss' (ECL) model, for evaluating impairment of financial assets other than those measured at fair value through OCI.

Expected credit losses are measured through a loss allowance at an amount equal to:

- The 12-months expected credit losses (expected credit losses that result from those default events on the financial instrument that are possible within 12 months after the reporting date); or
- Full lifetime expected credit losses (expected credit losses that result from all possible default events over the life of the financial instrument).

**NOTES TO THE STANDALONE FINANCIAL STATEMENTS FOR THE YEAR ENDED 31ST MARCH, 2020**

For trade receivables Company applies 'simplified approach' which requires expected lifetime losses to be recognised from initial recognition of the receivables. The Company uses historical default rates to determine impairment loss on the portfolio of trade receivables. At every reporting date these historical default rates are reviewed and changes in the forward looking estimates are analysed.

## ii) Financial Liabilities

## A. Initial recognition and measurement

All financial liabilities are recognized at fair value and in case of loans, net of directly attributable cost. Fees of recurring nature are directly recognised in the Statement of Profit and Loss as finance cost.

## B. Subsequent measurement

Financial liabilities are carried at amortized cost using the effective interest method. For trade and other payables maturing within one year from the balance sheet date, the carrying amounts approximate fair value due to the short maturity of these instruments.

## iii) Derivative financial instruments and Hedge Accounting

The Company uses derivative financial instruments such as interest rate swaps and forward contracts to mitigate the risk of changes in interest rates and exchange rates. Such derivative financial instruments are initially recognised at fair value on the date on which a derivative contract is entered into and are also subsequently measured at fair value. Derivatives are carried as financial assets when the fair value is positive and as financial liabilities when the fair value is negative.

Any gains or losses arising from changes in the fair value of derivatives are taken directly to Statement of Profit and Loss, except for the effective portion of cash flow hedges which is recognised in Other Comprehensive Income and later to Statement of Profit and Loss when the hedged item affects profit or loss or treated as basis adjustment if a hedged forecast transaction subsequently results in the recognition of a non-financial assets or non-financial liability.

Hedges that meet the criteria for hedge accounting are accounted for as follows:

## A. Cash flow hedge

The Company designates derivative contracts or non derivative financial assets / liabilities as hedging instruments to mitigate the risk of movement in interest rates and foreign exchange rates for foreign exchange exposure on highly probable future cash flows attributable to a recognised asset or liability or forecast cash transactions. When a derivative is designated as a cash flow hedging instrument, the effective portion of changes in the fair value of the derivative is recognized in the cash flow hedging reserve being part of other comprehensive income. Any ineffective portion of changes in the fair value of the derivative is recognized immediately in the Statement of Profit and Loss. If the hedging relationship no longer meets the criteria for hedge accounting, then hedge accounting is discontinued prospectively. If the hedging instrument expires or is sold, terminated or exercised, the cumulative gain or loss on the hedging instrument recognized in cash flow hedging reserve till the period the hedge was effective remains in cash flow hedging reserve until the underlying transaction occurs. The cumulative gain or loss previously recognized in the cash flow hedging reserve is transferred to the Statement of Profit and Loss upon the occurrence of the underlying transaction. If the forecasted transaction is no longer expected to occur, then the amount accumulated in cash flow hedging reserve is reclassified in the Statement of Profit and Loss.

## B. Fair Value Hedge

The Company designates derivative contracts or non derivative financial assets / liabilities as hedging instruments to mitigate the risk of change in fair value of hedged item due to movement in interest rates and foreign exchange rates.

Changes in the fair value of hedging instruments and hedged items that are designated and qualify as fair value hedges are recorded in the Statement of Profit and Loss. If the hedging relationship no longer meets the criteria for hedge accounting, the adjustment to the carrying amount of a hedged item for which the effective interest method is used is amortised to Statement of Profit and Loss over the period of maturity.

## iv) Derecognition of financial instruments

The Company derecognizes a financial asset when the contractual rights to the cash flows from the financial asset expire or it transfers the financial asset and the transfer qualifies for derecognition under Ind AS 109. A financial liability (or a part of a financial liability) is derecognized from the Company's Balance Sheet when the obligation specified in



## **NOTES TO THE STANDALONE FINANCIAL STATEMENTS FOR THE YEAR ENDED 31ST MARCH, 2020**

the contract is discharged or cancelled or expires.

### **s) Earnings Per Share**

Basic earnings per share are calculated by dividing the net profit or loss for the period attributable to equity shareholders by weighted average number of equity shares outstanding during the period. The weighted average number of equity shares outstanding during the period are adjusted for events of bonus issue; bonus element in a right issue to existing shareholders.

For the purpose of calculating diluted earnings per share, the net profit or loss for the year attributable to equity shareholders and the weighted average number of shares outstanding during the year are adjusted for the effects of all dilutive potential equity shares.

### **t) Dividend Distribution**

Dividend distribution to the Company's shareholders is recognised as a liability in the company's financial statements in the period in which the dividends are approved by the Company's shareholders.

### **u) Statement of Cash Flows**

#### **i) Cash and Cash equivalents**

For the purpose of presentation in the statement of cash flows, cash and cash equivalents includes cash on hand, deposits held at call with financial institutions, other short-term, highly liquid investments with original maturities of three months or less that are readily convertible to known amounts of cash and which are subject to an insignificant risk of changes in value, and bank overdrafts. However for Balance Sheet presentation, Bank overdrafts are classified within borrowings in current liabilities.

#### **ii) Statement of Cash Flows is prepared in accordance with the Indirect Method prescribed in the relevant Accounting Standard.**

### **v) Segment Reporting Policies**

Identification of segments :

The Chief Operational Decision Maker monitors the operating results of its business Segments separately for the purpose of making decisions about resource allocation and performance assessment. Segment performance is evaluated based on profit and loss and is measured consistently with profit and loss in the financial statements. The Operating segments have been identified on the basis of the nature of products.

Inter segment Transfers :

The Company generally accounts for inter-segment sales and transfers as if the sales or transfers were to third parties at current market prices.

Allocation of common costs:

Common allocable costs are allocated to each segment according to the relative contribution of each segment to the total common costs.

Unallocated items :

The Corporate and Other segment includes general corporate income and expense items which are not allocated to any business segment.

## **2.4 KEY ACCOUNTING ESTIMATES AND JUDGEMENTS**

The preparation of the Company's financial statements requires management to make judgement, estimates and assumptions that affect the reported amount of revenue, expenses, assets and liabilities and the accompanying disclosures. Uncertainty about these assumptions and estimates could result in outcomes that require a material adjustment to the carrying amount of assets or liabilities affected in future periods.

### **a) Depreciation / amortisation and useful lives of property plant and equipment / intangible assets**

Property, plant and equipment / intangible assets are depreciated / amortised over their estimated useful lives, after taking into account estimated residual value. The estimated useful lives and residual values of the assets are reviewed annually in order to determine the amount of depreciation / amortisation to be recorded during any reporting period. The useful lives and residual values are based on the Company's historical experience with similar assets and take into account anticipated technological changes and other related matters. The depreciation / amortisation for future periods is revised if there are significant changes from previous estimates.

**NOTES TO THE STANDALONE FINANCIAL STATEMENTS FOR THE YEAR ENDED 31ST MARCH, 2020**

## b) Recoverability of trade receivable

Judgements are required in assessing the recoverability of overdue trade receivables and determining whether a provision against those receivables is required. Factors considered include the period of overdues, the amount and timing of anticipated future payments and the probability of default.

## c) Provisions

Provisions and liabilities are recognized in the period when it becomes probable that there will be a future outflow of resources resulting from past operations or events and the amount of cash outflow can be reliably estimated. The timing of recognition and quantification of the liability requires the application of judgement to existing facts and circumstances. The carrying amounts of provisions and liabilities are reviewed regularly and revised to take account of changing facts and circumstances.

## d) Impairment of non-financial assets

The Company assesses at each reporting date whether there is an indication that an asset may be impaired. If any indication exists, the Company estimates the asset's recoverable amount. An asset's recoverable amount is the higher of an asset's or Cash Generating Units (CGU's) fair value less costs of disposal and its value in use. It is determined for an individual asset, unless the asset does not generate cash inflows that are largely independent of those from other assets or a groups of assets. Where the carrying amount of an asset or CGU exceeds its recoverable amount, the asset is considered impaired and is written down to its recoverable amount.

In assessing value in use, the estimated future cash flows are discounted to their present value using pre-tax discount rate that reflects current market assessments of the time value of money and the risks specific to the asset. In determining fair value less costs of disposal, recent market transactions are taken into account, if no such transactions can be identified, an appropriate valuation model is used.

## e) Measurement of defined benefit obligations

The measurement of defined benefit and other post-employment benefits obligations are determined using actuarial valuations. An actuarial valuation involves making various assumptions that may differ from actual developments in the future. These include the determination of the discount rate, future salary increases, mortality rates and future pension increases. Due to the complexities involved in the valuation and its long-term nature, a defined benefit obligation is highly sensitive to changes in these assumptions. All assumptions are reviewed at each reporting date.

**2.5 NEW AND AMENDED STANDARDS**

During the year Ind AS 116 made effective from 01.04.2019 and several other amendments apply for the first time for the year ended 31.03.2020, but do not have an impact on the standalone financial statements of the company. The company has not early adopted any standards, amendments that have been issued but are not yet effective/notified.

**2.6 RECENT ACCOUNTING DEVELOPMENTS**

Ministry of Corporate Affairs ("MCA") notifies new standards or amendments to the existing standards. There is no such notification which would have been applicable from April 1, 2020.

**NOTES TO THE STANDALONE FINANCIAL STATEMENTS FOR THE YEAR ENDED 31ST MARCH, 2020**

**3. PROPERTY, PLANT AND EQUIPMENT**

	(₹ in lacs)							
	Freehold Land	Leasehold Land	Site & Land Development	Factory Shed & Building	Plant & Machinery	Furniture & Fixtures	Vehicles	Total
Gross Block								
Carrying Value								
At 1 April 2018	3,995.45	146.64	1,415.64	22,669.38	121,175.04	243.79	570.81	150,216.75
Additions	151.35	320.47	-	4,567.92	5,556.25	4.61	170.14	10,770.73
Disposals	-	-	-	-	1,091.17	-	56.28	1,147.45
Other adjustments								
- Borrowing costs	-	-	-	619.37	-	-	-	619.37
At 31 March, 2019	4,146.81	467.11	1,415.64	27,856.67	125,640.12	248.39	684.67	160,459.41
Additions	282.66	-	-	1,991.27	11,544.51	4.27	85.42	13,908.13
Disposals	1.97	-	-	-	84.40	-	88.97	175.34
<b>At 31 March, 2020</b>	<b>4,427.50</b>	<b>467.11</b>	<b>1,415.64</b>	<b>29,847.94</b>	<b>137,100.23</b>	<b>252.67</b>	<b>681.12</b>	<b>174,192.20</b>
Depreciation								
At 1 April 2018	-	4.12	-	3,293.42	18,188.02	114.87	209.75	21,810.18
Charge for the year	-	4.67	-	1,068.65	6,807.10	29.94	83.50	7,993.86
(Disposals)/Adjustment	-	-	-	-	466.69	-	28.74	495.42
At 31 March, 2019	-	8.79	-	4,362.07	24,528.43	144.81	264.51	29,308.62
Charge for the year	-	4.80	-	1,139.00	6,864.83	21.03	96.29	8,125.94
(Disposals)/Adjustment	-	-	-	-	48.53	-	82.68	131.21
<b>At 31 March, 2020</b>	<b>-</b>	<b>13.59</b>	<b>-</b>	<b>5,501.07</b>	<b>31,344.74</b>	<b>165.84</b>	<b>278.11</b>	<b>37,303.35</b>
Net Block								
At 31 March, 2019	4,146.81	458.31	1,415.64	23,494.60	101,111.69	103.58	420.16	131,150.79
<b>At 31 March, 2020</b>	<b>4,427.50</b>	<b>453.52</b>	<b>1,415.64</b>	<b>24,346.87</b>	<b>105,755.49</b>	<b>86.82</b>	<b>403.00</b>	<b>136,888.85</b>

**NOTES TO THE STANDALONE FINANCIAL STATEMENTS FOR THE YEAR ENDED 31ST MARCH, 2020****4. OTHER INTANGIBLE ASSETS**

(₹ in lacs)

	Computer software	Right to Mine	Total
Gross Block			
Carrying Value			
At 1 April 2018	927.00	13,535.00	14,462.00
Purchase/additions	-	-	-
At 31 March, 2019	927.00	13,535.00	14,462.00
Purchase/additions	-	-	-
At 31 March, 2020	927.00	13,535.00	14,462.00
Amortization			
At 1 April 2018	170.00	1,907.00	2,077.00
Charge for the year	111.00	946.00	1,057.00
At 31 March, 2019	281.00	2,854.00	3,134.00
Charge for the year	88.00	946.00	1,034.00
At 31 March, 2020	369.00	3,800.00	4,168.00
Net Block			
At 31 March, 2019	646.00	10,681.00	11,327.00
At 31 March, 2020	559.00	9,735.00	10,294.00

**5 INVESTMENTS**

(₹ in lacs)

Particulars	Face value per unit in ₹	No. of Shares/ Units	As at 31.03.2020	As at 31.03.2019
Trade investments				
Valued at cost				
Investment in subsidiaries				
Unquoted equity instruments, fully Paid up				
*Godawari Green Energy Ltd.	10	17,847,000.00	17,802.00	17,802.00
**Godawari Energy Ltd.	10	11,800,000.00	1,180.00	1,180.00
***Ardent Steel Ltd.	10	8,065,000.00	4,764.00	4,764.00
Unquoted debenture instruments, fully Paid up				
0.01 % Optionally Convertible Debentures				
Godawari Energy Ltd.	10	69,000,000.00	6,900.00	6,900.00
Investment in step down subsidiaries				
Unquoted equity instruments, fully Paid up				
Hira Energy Ltd	10	14,000.00	1.40	1.40
Investment in joint ventures				
Valued at cost				
Investment in equity instruments, fully Paid up (unquoted)				
Raipur Infrastructure Company Ltd	10	130,800.00	210.70	210.70
Chhattisgarh Captive Coal Mining Ltd	10	342,824.00	473.54	473.54
Investment in associates				
Valued at cost				
Investment in equity instruments, fully Paid up (unquoted)				
Hira Ferro Alloys Ltd.	10	9,491,000.00	2,234.26	2,234.26

**NOTES TO THE STANDALONE FINANCIAL STATEMENTS FOR THE YEAR ENDED 31ST MARCH, 2020**

(₹ in lacs)

Particulars	Face value per unit in ₹	No. of Shares/ Units	As at 31.03.2020	As at 31.03.2019
Jagdamba Power & Alloys Ltd	10	2,605,000.00	260.50	260.50
Chhattisgarh Ispat Bhoomi Ltd	10	2,810,000.00	489.40	489.40
Trade investments (valued at cost)				
Carried at Fair Value through OCI				
Investment in equity instruments, fully Paid up (unquoted)				
Hira Steels Limited	10	1,940,100.00	255.59	397.84
Shourya Diamonds Ltd	10	10,000.00	0.61	0.61
Investment in mutual fund, fully Paid up (unquoted)				
Carried at Fair Value through OCI				
Baroda Pioneer Banking & Financial Services Fund Plan-A-Growth	10	19,990.00	3.22	4.64
Axis Long Term Equity Fund - Growth	10	34,349.38	-	15.03
Canara Robeco Capital Protection Oriented Fund Series-9	10	350,000.00	39.38	37.49
Canara Robeco Capital Protection Oriented Fund Series-10	10	100,000.00	10.54	10.10
			<b>34,625.14</b>	<b>34,781.52</b>
Aggregate amount of quoted investments and market value thereof			53.14	67.26
Aggregate amount of Unquoted investments			34,572.00	34,714.25
Investment carried at cost			34,315.80	34,315.80
Investment carried at fair value through OCI			309.34	465.71

**Investments given as security**

- \* Out of 17847000 equity shares, 11957970 (11957970) equity shares pledged for the credit facilities sanctioned to Godawari Green Energy Limited.
- \*\* 11800000 (11800000) equity shares are pledged for the credit facilities availed by the company.
- \*\*\* Out of 8065000 equity shares, 4113150 (4113150) equity shares are pledged for the credit facilities sanctioned to Ardent Steel Limited.

**6 LOANS**

(₹ in lacs)

	As at 31.03.2020	As at 31.03.2019
Loans and advances to subsidiary companies, considered good - Unsecured	-	14.00
	<b>-</b>	<b>14.00</b>

**7 OTHER ASSETS (UNSECURED, CONSIDERED GOOD)**

(₹ in lacs)

	Non-Current		Current	
	As at 31.03.2020	As at 31.03.2019	As at 31.03.2020	As at 31.03.2019
Advances other than capital advances				
Advance to Vendors	-	-	10,112.36	11,137.76
Prepaid expenses	-	-	110.30	32.91
Balance with statutory/govt. authorities	-	-	2,342.04	1,219.38
Security deposit with govt. & others	1,198.43	774.90	-	446.91
<b>Total</b>	<b>1,198.43</b>	<b>774.90</b>	<b>12,564.70</b>	<b>12,836.96</b>

**NOTES TO THE STANDALONE FINANCIAL STATEMENTS FOR THE YEAR ENDED 31ST MARCH, 2020****8 INVENTORIES (VALUED AT LOWER OF COST AND NET REALIZABLE VALUE)**

(₹ in lacs)

	As at 31.03.2020	As at 31.03.2019
Raw Materials and components	25,498.03	33,762.90
Work-in-progress	1,655.27	4,865.18
Finished goods & by-products	8,053.73	8,224.86
Stock-in-trade	909.64	1,102.36
Stores & spares	8,469.66	7,880.38
	<b>44,586.34</b>	<b>55,835.68</b>

**9 TRADE RECEIVABLES**

(₹ in lacs)

	As at 31.03.2020	As at 31.03.2019
Trade receivables considered good - Unsecured	15,537.52	12,312.94
Trade Receivables which have significant increase in Credit Risk	27.54	267.37
Trade Receivables - credit impaired	-	124.77
	<b>15,565.06</b>	<b>12,705.08</b>
Less: Provision for doubtful receivables	27.54	392.14
	<b>15,537.52</b>	<b>12,312.94</b>

No trade or other receivable are due from directors or other officers of the company either severally or jointly with any other person. Nor any trade or other receivable are due from firms or private companies respectively in which any director is a partner, a director or a member.

**10 BANK, CASH AND CASH EQUIVALENTS**

(₹ in lacs)

	As at 31.03.2020	As at 31.03.2019
Cash and cash equivalents		
Balances with banks:		
On current accounts	138.31	60.41
Cash on hand	3.31	9.65
	<b>141.62</b>	<b>70.05</b>
Other bank balances		
Unpaid dividend account	7.74	12.27
Deposits with original maturity for more than 3 months but less than 12 months	1,534.02	2,726.89
	1,541.76	2,739.16
	<b>1,683.39</b>	<b>2,809.21</b>

Out of total Deposits, deposits of ₹1534.02 lacs (previous year ₹2726.89 lacs) are pledged with various banks for availing LC, Bank Guarantee, OD facilities, margin money and pledged with other Govt. Departments.



## NOTES TO THE STANDALONE FINANCIAL STATEMENTS FOR THE YEAR ENDED 31ST MARCH, 2020

### 11 EQUITY SHARE CAPITAL

(₹ in lacs)

	As at 31.03.2020	As at 31.03.2019
<b>Authorised</b>		
49800000 (31st March, 2019: 49800000 ) equity shares of ₹10/- each	4,980.00	4,980.00
	<b>4,980.00</b>	<b>4,980.00</b>
<b>Issued, subscribed and fully paid-up</b>		
35236247 (31st March, 2019: 35236247) equity shares of ₹10/- each fully paid-up	3,411.12	3,411.12

#### a. Reconciliation of the equity shares outstanding at the beginning and at the end of the reporting period

	As at 31.03.2020		As at 31.03.2019	
	No.	(₹ in lacs)	No.	(₹ in lacs)
At the beginning of the period	35,236,247	*3411.12	35,236,247	*3411.12
Issued during the period	-	-	-	-
Outstanding at the end of the period	35,236,247	*3411.12	35,236,247	*3411.12

\* Value of Treasury shares (1125000 nos.) held in the trust are deducted from the equity share capital.

#### b. Terms/rights attached to equity shares

The company has only one class of equity shares having a par value of ₹10/- per share. Each holder of equity shares is entitled to one vote per share. The company declares and pays dividends in Indian rupees. The dividend proposed by the Board of Directors is subject to the approval of the shareholders in the ensuing Annual General Meeting.

In the event of liquidation of the company, the holders of the equity shares will be entitled to receive remaining assets of the company, after distribution of all preferential amounts. The distribution will be in proportion to the number of equity shares held by the shareholders.

#### c. Shares held by Associate company

Out of equity shares issued by the company, shares held by its associate company are as below:

(₹ in lacs)

Particulars	As at 31st March 2020	As at 31st March 2019
Equity shares of ₹10/- each fully paid		
1200000 (1200000) nos. of shares held by Hira Ferro Alloys Ltd.	120.00	120.00
	120.00	120.00

#### d. Details of shareholders holding more than 5% shares in the company:

	As at 31.03.2020		As at 31.03.2019	
	No.	% of holding in the class	No.	% of holding in the class
Equity shares of ₹10/- each fully paid				
Hira Infra-tek Limited	1790652	5.08	1790652	5.08
Dinesh Agrawal	1846347	5.24	1846347	5.24
B.L. Agrawal (HUF)	2738932	7.77	2738932	7.77
Vinay Agrawal	1875466	5.32	1875466	5.32
Kumar Agrawal	2460678	6.98	2460678	6.98
	<b>10712075</b>	<b>30.39</b>	<b>10712075</b>	<b>30.39</b>

e. Apart from authorised equity share capital, the company is also having authorised preference share capital consisting 3200000 preference shares of ₹10/-each as on 31.03.2020 and 31.03.2019.

**NOTES TO THE STANDALONE FINANCIAL STATEMENTS FOR THE YEAR ENDED 31ST MARCH, 2020****12 BORROWINGS**

(₹ in lacs)

Particulars	Non-current portion		Current maturities	
	As at 31.03.2020	As at 31.03.2019	As at 31.03.2020	As at 31.03.2019
Debentures				
0 (31 March,2019: 200) B Series 12.75% Redeemable Non-Convertible Debentures of ₹1,000,000/- each (secured)	-	1,728.00	-	141.00
0 (31 March,2019: 150) C Series 12.90% Redeemable Non-Convertible Debentures of ₹1,000,000/- each (secured)	-	1,251.00	-	99.00
Term Loans				
Secured loan from bank including FCNR	100,229.24	108,746.88	5,537.05	7,272.89
Other loans and advances				
Other loans from bank and financial institution(secured)	-	-	1.68	4.92
	<b>100,229.24</b>	<b>111,725.88</b>	<b>5,538.73</b>	<b>7,517.81</b>
The above amount includes				
Secured borrowings	100,229.24	111,725.88	5,538.73	7,517.81
Unsecured borrowings	-	-	-	-
Amount disclosed under the head				
“other financial liabilities” (refer note 18)	-	-	(5,538.73)	(7,517.81)
Net amount	<b>100,229.24</b>	<b>111,725.88</b>	-	-

**Security and terms & conditions for above loans:**

- The rupee term loans aggregating to ₹1051.22 Cr (Previous year ₹1160.20 Cr ) ( including current maturities of ₹55.37 Cr (Previous year ₹72.73 Cr) classified under ‘other financial liabilities’ in note 18) are secured by a first pari passu charge over immovable and movable assets of the company, both present and future, subject to prior charge in favour of working capital bankers of the Company over the current assets i.e. stocks of raw materials, finished goods, stock in process, stores & consumables, trade receivables for securing working capital facilities availed from the banks. The rupee term loans are also secured by personal guarantee of promoter directors of the Company & their relatives and by 2nd pari passu charge on pledge of 75,01,846 equity shares of the Company held by the promoters.
- Other loans from banks and financial institution are secured by hypothecation and mortgage of specific assets from various banks.

**Repayment terms for above loans:**

- Rupee term loan outstanding aggregating to ₹1032.91 crore (Previous year ₹1121.45 crore) are repayable in 168 monthly instalments which shall be ended on 31st March 2032.
- Rupee term loan outstanding aggregating to ₹18.31 crores (Previous year ₹38.75 crores) are repayable in 88 monthly instalments which shall be ended on 31st March 2026.

**13 PROVISIONS**

(₹ in lacs)

	Non-Current		Current	
	As at 31.03.2020	As at 31.03.2019	As at 31.03.2020	As at 31.03.2019
Provision for Employee Benefits	1,165.11	888.69	71.02	58.51
	1,165.11	888.69	71.02	58.51

## NOTES TO THE STANDALONE FINANCIAL STATEMENTS FOR THE YEAR ENDED 31ST MARCH, 2020

### 14 DEFERRED TAX LIABILITIES (NET)

	(₹ in lacs)	
	As at 31.03.2020	As at 31.03.2019
Deferred Tax Assets/(Liability)		
Temporary differences on account of PPE & Other intangible assets	(19,793.33)	(18,029.72)
Temporary differences on account of fair valuation of Investments	60.06	10.66
Temporary differences on account of Employee Benefits	431.95	330.99
Unused MAT Credit	15,140.75	16,799.41
Others	136.49	654.50
<b>Net deferred tax assets/(liabilities)</b>	<b>(4,024.08)</b>	<b>(234.16)</b>
<b>RECONCILIATION OF DEFERRED TAX ASSETS/(LIABILITIES) (NET)</b>		
Deferred Tax Assets/(Liabilities)		
Deferred tax (liability) / assets at the beginning of the year	(234.16)	5,760.96
Deferred tax (liability) /assets during the year on account of timing difference	(964,024.25)	(12,444.14)
Utilization of unabsorbed depreciation	961,892.99	-
Utilization of unabsorbed depreciation for previous years	-	(355.97)
MAT credit utilized for previous years	-	(738.56)
MAT Credit arised/(Utilized)	(1,658.66)	7,543.54
<b>DEFERRED TAX (LIABILITIES) / ASSETS AT THE END OF THE YEAR</b>	<b>(4,024.08)</b>	<b>(234.16)</b>

### 15 OTHER NON-CURRENT LIABILITIES

	(₹ in lacs)	
	As at 31.03.2020	As at 31.03.2019
Retention money payable	206.69	159.68
	206.69	159.68

### 16 BORROWINGS

	(₹ in lacs)	
	As at 31.03.2020	As at 31.03.2019
Cash Credit facility from banks (secured)	15,270.97	12,754.45
The above amount includes	15,270.97	12,754.45
Secured borrowings	15,270.97	12,754.45

#### Terms & Conditions of Secured Loans

- The cash credit facilities from Banks are secured by first pari passu charge over entire current assets i.e. stocks of raw materials, finished goods, stock in process, stores & consumables, trade receivables of the Company and second charge over the other movable assets and immovable assets of the Company.
- The above credit facilities are also secured by personal guarantee of promoter directors of the Company.
- The working capital facilities (including cash credit) are also secured in line with rupee term loans by pledge of 75,01,846 equity shares of the company held by the promoters.

### 17 TRADE PAYABLE

	(₹ in lacs)	
	As at 31.03.2020	As at 31.03.2019
<b>Trade payables</b>		
- total outstanding dues of micro enterprises and small enterprises	22.17	22.13
- total outstanding dues of creditors other than micro enterprises and small enterprises	12,958.20	18,200.75
	<b>12,980.36</b>	<b>18,222.88</b>

**NOTES TO THE STANDALONE FINANCIAL STATEMENTS FOR THE YEAR ENDED 31ST MARCH, 2020****18 OTHER FINANCIAL LIABILITIES**

(₹ in lacs)

	As at 31.03.2020	As at 31.03.2019
Current maturities of long-term borrowings (secured) (refer note-12)	5,538.73	7,517.81
Interest accrued but not due on borrowings	302.67	822.49
Investor Education and Protection Fund will be credited by following amounts (as and when due)		
Unpaid dividend	7.74	12.27
	<b>5,849.15</b>	<b>8,352.57</b>

**19 OTHER CURRENT LIABILITIES**

(₹ in lacs)

	As at 31.03.2020	As at 31.03.2019
Other Payable	2,795.42	2,974.70
GST payable	-	209.32
Advances from Customer	375.94	692.70
	<b>3,171.36</b>	<b>3,876.72</b>

**20 REVENUE FROM OPERATIONS**

(₹ in lacs)

	2019-20	2018-19
<b>Revenue from operations</b>		
<b>Sale of products</b>		
Manufacturing Goods and By-Products	265,936.14	279,729.54
Electricity	-	56.15
Traded Goods	7,287.44	4,618.40
Others	2,116.65	1,748.65
Sale of services	2,061.06	1,372.39
Revenue from operations (gross)	277,401.29	287,525.14

**21 OTHER INCOME**

(₹ in lacs)

	2019-20	2018-19
<b>Interest Income on</b>		
Bank Deposits	98.03	168.02
Others	119.01	48.32
Profit on sale of non-current Investments	5.21	-
Profit on sale of property, plant and equipment	62.57	-
Other non-operating income (net of expenses directly attributable to such income)	3.80	83.04
	<b>288.63</b>	<b>299.38</b>

## NOTES TO THE STANDALONE FINANCIAL STATEMENTS FOR THE YEAR ENDED 31ST MARCH, 2020

### 22 COST OF RAW MATERIAL AND COMPONENTS CONSUMED

(₹ in lacs)

	2019-20	2018-19
Inventory at the beginning of the year	33,762.90	22,963.59
Add: purchases	143,154.40	180,090.34
	176,917.30	203,053.93
Less : Inventory at the end of the year	25,498.03	33,762.90
Cost of raw material and components consumed	151,419.27	169,291.03

### 23 (INCREASE)/DECREASE IN INVENTORIES

(₹ in lacs)

	2019-20	2018-19	(Increase)/ Decrease
			2019-20
<b>Inventories at the end of the year</b>			
Finished goods and by-products	8,053.73	8,224.86	171.13
Work-in-progress	1,655.27	4,865.18	3,209.90
Traded goods	909.64	1,102.36	192.72
	<b>10,618.64</b>	<b>14,192.40</b>	<b>3,573.75</b>
<b>Inventories at the beginning of the year</b>			2018-19
Finished goods and by-products	8,224.86	6,837.13	(1,387.74)
Work-in-progress	4,865.18	1,362.57	(3,502.61)
Traded goods	1,102.36	2.29	(1,100.07)
	<b>14,192.40</b>	<b>8,201.99</b>	<b>(5,990.41)</b>
Net (increase)/decrease in inventories	<b>(3,573.75)</b>	<b>5,990.41</b>	

### 24 EMPLOYEE BENEFITS EXPENSES

(₹ in lacs)

	2019-20	2018-19
Salaries, wages and other benefits	9,465.45	8,603.53
Contribution to provident and other fund	668.13	619.45
Gratuity Expense	154.87	130.25
Workmen and staff welfare expenses	543.42	399.93
	<b>10,831.87</b>	<b>9,753.16</b>

### 25 FINANCE COSTS

(₹ in lacs)

	2019-20	2018-19
Interest		
- on debentures	110.23	681.21
- on term loans	13,237.66	14,337.82
- on working capital	1,290.93	1,396.96
- on others	69.48	73.44
Bank charges	657.74	1,723.40
	<b>15,366.03</b>	<b>18,212.83</b>

**NOTES TO THE STANDALONE FINANCIAL STATEMENTS FOR THE YEAR ENDED 31ST MARCH, 2020****26 DEPRECIATION AND AMORTIZATION EXPENSES**

(₹ in lacs)

	2019-20	2018-19
Depreciation on property, plant and equipment	8,125.94	7,993.86
Amortization of intangible assets	1,033.91	1,057.07
	9,159.85	9,050.93

**27 OTHER EXPENSES**

(₹ in lacs)

	2019-20	2018-19
Consumption of stores and spares	12,757.18	10,820.58
Grid Parallel operation charges	200.82	442.30
Power & Fuel	18,634.36	16,338.24
Water Charges	360.60	328.82
Other manufacturing expenses	8,124.46	7,565.31
CDM Expenses	36.33	5.60
Rent	74.02	102.82
Rates and taxes		
- Excise duty/GST	70.91	8.28
- Electricity duty cess	784.60	774.57
- Others	37.80	31.25
Insurance	228.62	102.93
Repairs and maintenance		
- Plant and machinery	833.74	652.69
- Buildings	428.71	246.96
- Others	120.32	140.87
Rebate, shortage claims & other deductions	1,602.80	2,058.12
Commission- Other than Sole selling agents	368.63	441.37
Provision/Allowances for credit loss on debtors	(239.83)	57.28
Travelling and conveyance	474.93	410.03
Communication expenses	98.93	108.92
Printing and stationery	34.43	31.97
Legal and professional fees	320.40	589.13
Directors' sitting fees	22.20	18.20
Directors' remuneration	693.80	627.60
Payment to Auditor (Refer details below)	30.00	30.00
Freight and forwarding charges	11,295.03	3,687.62
Security service charges	363.40	348.86
Loss on sale of property, plant and equipment	-	1.06
Bad Debts Written off	632.41	-
Advances no more recoverable written off	977.12	-
Corporate Social Responsibility	315.14	289.02
Miscellaneous expenses	1,068.51	620.83
	<b>60,750.36</b>	<b>46,881.26</b>



## NOTES TO THE STANDALONE FINANCIAL STATEMENTS FOR THE YEAR ENDED 31ST MARCH, 2020

Payment to Auditor	2019-20	2018-19
<b>As auditor :</b>		
Audit fee	27.50	27.50
Tax Audit fee	2.50	2.50
	<b>30.00</b>	<b>30.00</b>

## 28 EARNINGS PER SHARE (EPS)

(₹ in lacs)

	2019-20	2018-19
Net profit/(loss) as per statement of profit and loss	12,139.86	21,325.79
Net profit/(loss) attributable to Equity Shareholders	12,139.86	21,325.79
Nominal Value of Equity Shares (₹)	10.00	10.00
Weighted average number of equity shares in calculating Basic EPS	35,236,247	35,236,247
Weighted average number of equity shares in calculating Diluted EPS	35,236,247	35,236,247
Basic & Diluted EPS		
- Basic earning per share	34.45	60.52
- Diluted earning per share	34.45	60.52

## 29. CONTINGENT LIABILITIES AND CAPITAL COMMITMENTS ARE NOT PROVIDED FOR IN RESPECT OF :-

- Counter Guarantees given to banks against Bank guarantees issued by the Company Banker aggregate to ₹2896.24 lacs (Previous Year ₹2568 lacs.)
- Disputed liability of ₹144.59 lacs (Previous Year ₹441.83 lacs) on account of Service Tax against which the company has preferred an appeal.
- Disputed liability of ₹244.88 lacs (Previous Year ₹421.32 lacs) on account of CENVAT against which the company has preferred an appeal.
- Disputed liability of ₹262.92 lacs (Previous ₹413.90 lacs) on account of Sales Tax against which the company has preferred an appeal.
- Disputed liability of ₹Nil (Previous Year ₹39.35) on account of Income Tax against which the company has preferred an appeal.
- Disputed liability of ₹10 lacs (Previous Year ₹10 lacs) on account of Custom Duty against which the company has preferred an appeal.
- Disputed energy development cess demanded by the Chief Electrical Inspector, Govt. of Chhattisgarh ₹5102.04 lacs (Previous Year ₹4664.39 lacs). The Hon'ble High Court of Chhattisgarh has held the levy of cess as unconstitutional vide its order dated 20th June,2008. The State Govt. has filed a Special Leave Petition before Hon'ble Supreme Court, which is pending for final disposal.
- Disputed demand of ₹192.66 lacs (Previous Year ₹758 lacs) from Chhattisgarh State Power Distribution Company Limited relating to cross subsidy on power sold under open access during the financial year 2009-10. The company has contested the demand and obtained stay from CSERC and expect a favourable decision in favour of company.
- Disputed demand of ₹68.77 lacs from Mining Department of Chhattisgarh against which the company has preferred an appeal.
- Estimated amount of contracts remaining to be executed on capital accounts ₹Nil (Previous Year ₹2032 lacs).

**NOTES TO THE STANDALONE FINANCIAL STATEMENTS FOR THE YEAR ENDED 31ST MARCH, 2020****30 DISCLOSURES AS REQUIRED BY INDIAN ACCOUNTING STANDARD (Ind AS) 19 EMPLOYEE BENEFITS:****a. Defined Contribution Plan:**

Amount of ₹668.13 lacs (P.Y. ₹619.45 lacs) is recognised as an expenses and included in employee benefit expense as under the following defined contribution plans (Refer Note no 24).

<b>Benefit (Contribution to):</b>	<b>2019-20</b>	<b>2018-19</b>
Contribution to Provident & Other Fund	668.13	619.45
<b>Total</b>	<b>668.13</b>	<b>619.45</b>

**b. Defined benefit plan:****Gratuity:**

(₹ in lacs)

<b>Particulars</b>	<b>Gratuity</b>		<b>Leave Encashment</b>	
	<b>2019-20</b>	<b>2018-19</b>	<b>2019-20</b>	<b>2018-19</b>
	<b>(Non Funded)</b>	<b>(Non Funded)</b>	<b>(Non Funded)</b>	<b>(Non Funded)</b>
<b>I Change in Present value of defined benefit obligation during the year:</b>				
Present value of defined benefit obligation at the beginning of the year	796.50	646.64	150.70	102.93
Interest Cost	53.88	48.94	9.56	7.00
Current Service Cost	100.98	81.31	64.27	54.19
Past Service Cost	-	-	-	-
Benefit paid directly by employer	(53.46)	(22.00)	(28.13)	(24.18)
Actuarial Changes arising from changes in financial assumption	75.95	5.19	14.89	0.79
Actuarial Changes arising from changes in experience assumption	55.86	36.42	(4.87)	9.97
Present value of defined benefit obligation at the end of the year	1,029.71	796.50	206.42	150.70
<b>II Change in fair value of plan assets during the year:</b>				
Fair value of plan assets at the beginning of the year	-	-	-	-
Contribution paid by the employer	53.46	22.00	28.13	24.18
Benefit paid from the fund	(53.46)	(22.00)	(28.13)	(24.18)
Fair value of plan assets at the end of the year	-	-	-	-
<b>III Net asset / (liability) recognised in the balance sheet:</b>				
Present Value of defined benefit obligation at the end of the year	1,029.71	796.50	206.42	150.70
Fair value of plan assets at the end of the year	-	-	-	-
Amount recognised in the balance sheet				
Net asset / (liability) - Current	58.13	49.26	12.89	9.25
Net asset / (liability) - Non Current	971.58	747.24	193.53	141.45
<b>IV Expenses recognized in the statement of profit and loss for the year:</b>				
Current Service Cost	100.98	81.31	64.27	54.19
Interest Cost on benefit obligation (Net)	53.88	48.94	9.56	7.00
Total expenses included in employee benefits expenses	154.86	130.25	73.83	61.19
<b>V Recognized in other comprehensive income for the year:</b>				
Actuarial Changes arising from changes in financial assumption	75.95	5.19	14.89	0.79
Actuarial Changes arising from changes in experience assumption	55.86	36.42	(4.87)	9.97
Recognized in other comprehensive income for the year:	131.81	41.61	10.02	10.76
<b>VI Maturity profile of defined benefit obligation:</b>				
Within the next 12 months (next annual reporting period)	58.14	49.26	12.89	9.24
Between 2 and 5 years	256.29	28.88	51.13	3.34
Between 6 and 10 years	384.88	259.27	70.30	30.31

## NOTES TO THE STANDALONE FINANCIAL STATEMENTS FOR THE YEAR ENDED 31ST MARCH, 2020

(₹ in lacs)

Particulars	Gratuity		Leave Encashment	
	2019-20	2018-19	2019-20	2018-19
	(Non Funded)	(Non Funded)	(Non Funded)	(Non Funded)
<b>VII Quantitative Sensitivity analysis for significant assumption is as below:</b>				
1 1% point increase in discount rate	928.82	720.50	136.05	136.05
1% point decrease in discount rate	1,148.75	886.00	168.04	168.04
1% point increase rate of salary Increase	1,148.59	886.61	168.95	168.95
1% point decrease rate of salary Increase	926.84	717.86	135.07	135.07
1% point increase rate of employee turnover rate	1,040.14	809.71	153.27	153.27
1% point decrease rate of employee turnover rate	1,017.85	781.47	147.77	147.77

### 2 Sensitivity Analysis Method:

Sensitivity Analysis is determined based on the expected movement in liability if the assumption were not proved to be true on different count.

Particulars	Gratuity		Leave Encashment	
	2019-20	2018-19	2019-20	2018-19
	Non Funded	Non Funded	Non Funded	Non Funded
VIII Actuarial assumptions:				
1 Discount rate	7.00%	7.70%	7.00%	7.70%
2 Salary escalation	6.00%	6.00%	6.00%	6.00%
3 Mortality rate during employment	Indian Assured Lives Mortality (2006-08)	Indian Assured Lives Mortality (2006-08)	Indian Assured Lives Mortality (2006-08)	Indian Assured Lives Mortality (2006-08)
4 Mortality post retirement rate	Indian Assured Lives Mortality (2006-08)	Indian Assured Lives Mortality (2006-08)	Indian Assured Lives Mortality (2006-08)	Indian Assured Lives Mortality (2006-08)
5 Rate of Employee Turnover	1% to 8%	1% to 8%	1% to 8%	1% to 8%

Expected contribution to the defined plan for the next reporting period:

#### Notes:

- (i) The actuarial valuation of plan assets and the present value of the defined obligation were carried out at 31st March, 2019. The present value of the defined benefit obligation and the related current service cost and past service cost, were measured using the projected Unit Credit Method.

### 31 DETAILS OF LOANS GIVEN, INVESTMENTS MADE AND GUARANTEE GIVEN COVERED UNDER SECTION 186 (4) OF THE COMPANIES ACT, 2013.

Investment made are given under the respective heads. Further the company has not given any guarantee.

Loan given by the Company in respect of loans as at 31st March, 2020

Name of Company	As at 31.03.2020	As at 31.03.2019
Godawari Energy Ltd.	-	14.00
	-	14.00

**NOTES TO THE STANDALONE FINANCIAL STATEMENTS FOR THE YEAR ENDED 31ST MARCH, 2020****32 FINANCIAL RISK MANAGEMENT OBJECTIVE AND POLICIES**

The Company's principal financial liabilities comprise of loans and borrowings, trade payables and other financial liabilities. The main purpose of these financial liabilities is to finance the Company's operations. The Company's principal financial assets include investments, loans, trade and other receivables, and cash and short-term deposits that derive directly from its operations. The Company also enters into derivative contracts.

"The Company is exposed to the following risks from its use of financial instruments:

- Credit risk
- Liquidity risk
- Interest rate risk"
- Currency risk
- Price risk

The Company's board of directors has overall responsibility for the establishment and oversight of the company's risk management framework. This note presents information about the risks associated with its financial instruments, the Company's objectives, policies and processes for measuring and managing risk, and the Company's management of capital.

**Credit Risk**

The Company is exposed to credit risk as a result of the risk of counter-parties non performance or default on their obligations. The Company's exposure to credit risk primarily relates to investments, accounts receivable and cash and cash equivalents. The Company monitors and limits its exposure to credit risk on a continuous basis. The Company's credit risk associated with accounts receivable is primarily related to party not able to settle their obligation as agreed. To manage this the Company periodically reviews the financial reliability of its customers, taking into account the financial condition, current economic trends and analysis of historical bad debts and ageing of accounts receivables.

**Trade receivables**

Trade receivables represent the most significant exposure to credit risk and are stated after an allowance for impairment and expected credit loss.

**Loans and Advances**

Financial assets in the form of loans and advances are written off when there is no reasonable expectations of recovery. Where recoveries are made, these are recognise as income in the statement of profit and loss. The company measures the expected credit loss of dues based on historical trend, industry practices and the business environment in which the entity operates. Loss rates are based on actual credit loss experience and passed trends. Based on historical data, loss on collection of dues is not material hence no additional provisions considered.

**Bank, Cash and cash equivalents**

Bank, Cash and cash equivalents comprise cash in hand and deposits which are readily convertible to cash. These are subject to insignificant risk of change in value or credit risk.

The carrying amount of financial assets represents the maximum credit exposure. The maximum exposure to credit risk at the reporting date was:

	(₹ in lacs)	
	31-Mar-20	31-Mar-19
<b>Trade receivables</b>	15,537.52	12,312.94
Loans and advances	-	14.00
Bank, Cash and cash equivalents	1,683.39	2,809.21
	31-Mar-20	31-Mar-19
<b>Impairment losses</b>		
Trade receivables (measured under life time excepted credit loss model)		
Opening balance	392.15	334.87
Provided during the year	-	57.28
Reversal of provision	364.60	-
Closing balance	27.55	392.15

## NOTES TO THE STANDALONE FINANCIAL STATEMENTS FOR THE YEAR ENDED 31ST MARCH, 2020

(₹ in lacs)

	31-Mar-20	31-Mar-19
<b>Ageing analysis</b>		
Upto 3 months	13,354.38	9,964.22
3-6 months	227.61	945.86
More than 6 months	1,955.52	1,402.86
	<b>15,537.52</b>	<b>12,312.94</b>

No significant changes in estimation techniques or assumptions were made during the reporting period

### Liquidity risk

The Company is exposed to liquidity risk related to its ability to fund its obligations as they become due. The Company monitors and manages its liquidity risk to ensure access to sufficient funds to meet operational and financial requirements. The Company has access to credit facilities and debt capital markets and monitors cash balances daily. In relation to the Company's liquidity risk, the Company's policy is to ensure, as far as possible, that it will always have sufficient liquidity to meet its liabilities when due, under both normal and stressed conditions as they fall due while minimizing finance costs, without incurring unacceptable losses or risking damage to the Company's reputation.

### Financing arrangements

The Company has access to following undrawn borrowing facilities at the end of the reporting period:

(₹ in lacs)

	31-Mar-20	31-Mar-19
Cash Credit facilities	5,321.03	2,237.55

### Maturities of financial liabilities

The contractual undiscounted cash flows of financial liabilities are as follows:

(₹ in lacs)

As at 31 March 2020	Less than 1 year	1-5 years	More than 5 years	Total
Borrowings	20,809.70	39,379.13	60,850.12	121,038.94
Trade payables	12,980.36	-	-	12,980.36
Other financial liabilities	310.42	-	-	310.42
	34,100.48	39,379.13	60,850.12	134,329.72
As at 31 March 2019	Less than 1 year	1-5 years	More than 5 years	Total
Borrowings	20,272.26	35,363.60	76,362.28	131,998.14
Trade payables	18,222.88	-	-	18,222.88
Other financial liabilities	834.76	-	-	834.76
	39,329.91	35,363.60	76,362.28	151,055.78

### Interest rate risk

Interest rate risk is the risk that an upward movement in the interest rate would adversely effect the borrowing cost of the company. The Company is exposed to long term and short-term borrowings, Commercial Paper Program. The Company manages interest rate risk by monitoring its mix of fixed and floating rate instruments, and taking action as necessary to maintain an appropriate balance.

The exposure of the Company's borrowings to interest rate changes at the end of the reporting period are as follows:

**NOTES TO THE STANDALONE FINANCIAL STATEMENTS FOR THE YEAR ENDED 31ST MARCH, 2020****a) Interest rate risk exposure**

	31-Mar-20	31-Mar-19
Variable rate borrowings	121,037.26	131,993.23
Fixed rate borrowings	1.68	4.92

**b) Sensitivity analysis**

Profit or loss estimate to higher/lower interest rate expense from borrowings as a result of changes in interest rates.

	Impact on profit after tax	
	31-Mar-20	31-Mar-19
Interest rates - increase by 70 basis points	(847.26)	(923.95)
Interest rates - decrease by 70 basis points	847.26	923.95

**FOREX EXPOSURE RISK**

The Company operates internationally and portion of the business is transacted in several currencies and consequently the Company is exposed to foreign exchange risk through purchases from overseas suppliers in various foreign currencies.

Foreign currency exchange rate exposure is partly balanced by hedging of exposure by forward contract of purchasing of goods in the respective currencies.

The Company evaluates exchange rate exposure arising from foreign currency transactions and the Company follows established risk management policies to foreign currency risk.

PARTICULARS	Currency	Currency in Lacs	
		31-Mar-20	31-Mar-19
Borrowings	USD	33.00	296.00
Trade Payables	USD	45.35	46.88
Receivable	USD	66.59	-

Profit or loss estimate to higher/lower as a result of changes in foreign exchange rates-

(₹ in lacs)

	Impact on profit after tax	
	31-Mar-20	31-Mar-19
Foreign exchange rates - increase by 1%	8.17	238.10
Foreign exchange rates - decrease by 1%	(8.17)	(238.10)

**PRICE RISK:**

The entity is exposed to equity price risk, which arised out from FVTPL quoted equity shares and FVTOCI quoted and unquoted equity shares including preference instrument. The management monitors the proportion of equity securities in its investment portfolio based on market indices. Material investments within the portfolio are managed on an individual basis and all buy and sell decisions are approved by the management. The primary goal of the entity's investment strategy is to maximize investments returns.

**Sensitivity Analysis for Price Risk:**

Equity Investments carried at FVTOCI are not listed on the stock exchange. For equity investments classified as at FVTOCI, the impact of a 2 % in the index at the reporting date on profit & loss would have been an increase of ₹6.19 lacs (2018-19: ₹9.31 lacs); an equal change in the opposite direction would have decreased profit and loss.

**33 CAPITAL MANAGEMENT**

"The Company's main objectives when managing capital are to:

- ensure sufficient liquidity is available (either through cash and cash equivalents, investments or committed credit facilities) to meet the needs of the business;
- ensure compliance with covenants related to its credit facilities; and



## NOTES TO THE STANDALONE FINANCIAL STATEMENTS FOR THE YEAR ENDED 31ST MARCH, 2020

- minimize finance costs while taking into consideration current and future industry, market and economic risks and conditions.
- safeguard its ability to continue as a going concern
- to maintain an efficient mix of debt and equity funding thus achieving an optimal capital structure and cost of capital.”

The Board of Directors has the primary responsibility to maintain a strong capital base and reduce the cost of capital through prudent management of deployed funds and leveraging opportunities in domestic and international financial markets so as to maintain investor, creditor and market confidence and to sustain future development of the business.

For the purpose of Company’s capital management, capital includes issued capital and all other equity reserves. The Company manages its capital structure in light of changes in the economic and regulatory environment and the requirements of the financial covenants.

The Company manages its capital on the basis of net debt to equity ratio which is net debt (total borrowings net of cash and cash equivalents) divided by total equity

	(₹ in lacs)	
	31 March 2020	31 March 2019
Total long term debt	105,767.97	119,243.69
Less : Bank, Cash and cash equivalent	1,675.64	2,796.94
Net debt	104,092.33	116,446.75
Total equity	119,722.20	107,750.26
Net debt to equity ratio	0.87	1.08

During the year the company has complied with major covenants of the terms of sanction of the loan facilities throughout the year.

### 34 FINANCIAL INSTRUMENTS - ACCOUNTING CLASSIFICATIONS AND FAIR VALUE MEASUREMENTS

The following methods and assumptions were used to estimate the fair values:

1. Fair value of cash and short-term deposits, trade and other short term receivables, trade payables, other current liabilities, short term loans from banks and other financial institutions approximate their carrying amounts largely due to the short-term maturities of these instruments.
2. Financial instruments with fixed and variable interest rates are evaluated by the Company based on parameters such as interest rates and individual credit worthiness of the counter party. Based on this evaluation, allowances are taken to account for the expected losses of these receivables.

The Company uses the following hierarchy for determining and disclosing the fair value of financial instruments by valuation technique:

Level 1 : quoted (unadjusted) prices in active markets for identical assets or liabilities

Level 2 : other techniques for which all inputs which have a significant effect on the recorded fair value are observable, either directly or indirectly

Level 3 : techniques which use inputs that have a significant effect on the recorded fair value that are not based on observable market data

**NOTES TO THE STANDALONE FINANCIAL STATEMENTS FOR THE YEAR ENDED 31ST MARCH, 2020**

(₹ in lacs)

	Carrying amount			
	As at 31.03.2020	Level 1	Level 2	Level 3
Financial assets at amortised cost:				
Investments	34315.80			
Trade receivables	15537.52	-	-	-
Loans	0.00			
Bank, Cash and bank balances	1683.39	-	-	-
	<b>51536.70</b>	-	-	-
Financial assets at fair value through other comprehensive income:				
Investments	309.34	53.14	256.20	-
<b>Total</b>	<b>309.34</b>	<b>53.14</b>	<b>256.20</b>	-
Financial liabilities at amortised cost:				
Long term borrowings	100229.24	-	-	-
Short term borrowings	15270.97	-	-	-
Trade payables	12980.36	-	-	-
Other financial liabilities	5849.15	-	-	-
<b>Total</b>	<b>134329.72</b>	-	-	-

(₹ in lacs)

	Carrying amount			
	As at 31.03.2019	Level 1	Level 2	Level 3
Financial assets at amortised cost:				
Investments	34315.80			
Trade receivables	12312.94	-	-	-
Loans	14.00			
Bank, Cash and bank balances	2809.21	-	-	-
	<b>49451.95</b>	-	-	-
Financial assets at fair value through other comprehensive income:				
Investments	465.71	67.26	398.45	-
<b>Total</b>	<b>465.71</b>	<b>67.26</b>	<b>398.45</b>	-
Financial liabilities at amortised cost:				
Long term borrowings	111725.88	-	-	-
Short term borrowings	12754.45	-	-	-
Trade payables	18222.88	-	-	-
Other financial liabilities	8352.57	-	-	-
<b>Total</b>	<b>151055.78</b>	-	-	-

During the reporting period ending 31st March, 2020 and 31st March, 2019, there were no transfers between Level 1 and Level 2 fair value measurements.

## NOTES TO THE STANDALONE FINANCIAL STATEMENTS FOR THE YEAR ENDED 31ST MARCH, 2020

### 35. TAX EXPENSE

(₹ in lacs)

	2019-20	2018-19
i) Income Tax expense recognised in profit or loss		
a) Current tax		
Income Tax for the period	3,395.00	7,542.00
Tax related to earlier years	319.10	172.44
	<b>3,714.10</b>	<b>7,714.44</b>
b) Deferred tax		
Origination of temporary differences	4,160.90	5,220.38
Deferred Tax related to earlier years	(250.70)	738.56
	<b>3,910.20</b>	<b>5,958.94</b>
Total Tax expense	<b>7,875.00</b>	<b>13,673.38</b>
ii) Income tax recognised in Other Comprehensive Income		
Remeasurements of defined benefit plans	49.56	18.30
Fair value of financial assets	70.72	(54.48)
	<b>120.28</b>	<b>-36.18</b>
iii) Reconciliation of tax expense and accounting profit		
Accounting profit before tax from continuing operations	19,764.16	34,999.18
Expected Tax Rate	34.94%	34.94%
Tax using the Company's domestic tax rate	6,905.60	12,228.71
Adjustments in respect of current income tax of previous years	319.10	172.44
Expense not allowed for tax purpose	110.11	100.98
Adjustments in respect of deferred tax of previous years	(250.70)	1,094.53
Unabsorbed losses and depreciation utilized	(508.38)	-
Mat Credit utilized/(arised)	1,658.66	(7,543.54)
Other temporary differences	(860.78)	7,620.26
Effective income tax rate	39.84	39.07
Income tax reported in the statement of profit and loss	7,875.00	13,673.38

### 36. INFORMATION ON RELATED PARTY DISCLOSURES ARE GIVEN BELOW :

#### i) Related Parties

- |  |  |
|--|--|
| <p>a) Subsidiaries</p> <ul style="list-style-type: none"> <li>Godawari Green Energy Limited</li> <li>Godawari Energy Limited</li> <li>Ardent Steel Limited</li> </ul> <p>b) Associates</p> <ul style="list-style-type: none"> <li>-- Jagdamba Power &amp; Alloys Ltd.</li> <li>-- Chhattisgarh Ispat Bhumi Limited</li> <li>-- Hira Ferro Alloys Limited</li> </ul> <p>c) Other Related Parties</p> <ul style="list-style-type: none"> <li>-- Hira Cement Ltd.</li> <li>-- Raipur Complex</li> <li>-- Godawari E-Mobility Private Limited</li> </ul> | <p>d) Step Down Subsidiary</p> <ul style="list-style-type: none"> <li>-- Hira Energy Ltd.</li> </ul> <p>e) Joint Ventures</p> <ul style="list-style-type: none"> <li>-- Raipur Infrastructure Company Ltd.</li> <li>-- Chhattisgarh Captive Coal Mining Ltd.</li> </ul> <p>f) Key Management Personnel</p> <ul style="list-style-type: none"> <li>-- Shri B.L.Agrawal (Managing Director)</li> <li>-- Shri Abhishek Agrawal (Whole Time Director)</li> <li>-- Shri Siddharth Agrawal (Director)</li> <li>-- Shri Dinesh Agrawal (Whole Time Director)</li> <li>-- Shri Vinod Pillai (Whole Time Director)</li> <li>-- Shri Sanjay Bothra (CFO)</li> <li>-- Shri Y.C. Rao (Company Secretary)</li> <li>-- Shri Vivek Agrawal (Chief Operational Officer)</li> </ul> |
|--|--|

**NOTES TO THE STANDALONE FINANCIAL STATEMENTS FOR THE YEAR ENDED 31ST MARCH, 2020****ii) Transaction with Related Parties in the ordinary course of business**

(₹ in lacs)

		2019-20	2018-19	
a) Subsidiaries	Sale of Materials	289.18	118.07	
	Purchase of materials	227.12	-	
	Interest Received	0.69	1.61	
	Conversion of Loan into Debentures	-	6,900.00	
	Income From Services / Misc other receipts	95.11	58.94	
	Purchase of capital goods	-	486.74	
	Advance received	407.00	-	
	Repayment of Advance received	370.00	-	
	Advance given	3.00	1,036.02	
	Repayment received of advance given	17.00	980.30	
	<b>Outstandings</b>			
	Receivables	0.00	14.00	
	Payables	605.18	0.00	
b) Associates	Sale of Materials	555.59	520.18	
	Purchase of Materials	1,897.06	1,874.62	
	Purchase of Electricity	7,068.97	3,620.66	
	Interest received	21.39	12.03	
	Service and Other charges paid	378.96	1,608.46	
	Income From Services / Misc other receipts	0.62	14.50	
	Purchase of capital goods	0.00	2.60	
	<b>Outstandings</b>			
	Receivables	2,572.72	1,111.85	
	Payables	88.31	160.17	
c) Other Related Parties	Purchase of Materials	343.03	301.00	
	Sale of Materials	2.06	11.95	
	Purchase of capital goods	7.17	-	
	Service and Other charges paid	254.25	86.86	
	Income From Services / Misc other receipts	34.72	0.16	
	Rent Paid	10.20	8.41	
	<b>Outstandings</b>			
	Receivables	24.73	25.68	
Payables	14.49	0.19		
d) Joint Ventures	Service Charges Paid	0.00	6.99	
	Purchase of capital goods	0.59	0.00	
	<b>Outstandings</b>			
Payables	269.30	269.31		
e) Key Management Personnel	Remuneration/salary Paid	833.68	787.48	

## NOTES TO THE STANDALONE FINANCIAL STATEMENTS FOR THE YEAR ENDED 31ST MARCH, 2020

### iii) Disclosure in respect of transactions which are more than 10% of the total transactions of the same type with related parties during the year

(₹ in lacs)

	2019-20	2018-19
<b>a) Purchase of Materials:</b>		
Hira Ferro Alloys Ltd	1,897.06	1,874.62
Hira Cement Ltd	343.03	301.00
Ardent Steel Ltd.	227.12	-
<b>b) Service Charges Paid:</b>	2019-20	2018-19
Jagdamba Power & Alloys Ltd.	-	1,258.69
Chhattisgarh Ispat Bhumi Limited	378.61	348.39
Hira Cement Ltd.	231.77	71.33
<b>c) Sale of Materials:</b>	2019-20	2018-19
Hira Ferro Alloys Ltd.	431.20	496.53
Ardent Steel Ltd.	289.18	115.09
Jagdamba Power & Alloys Ltd.	124.25	-
<b>d) Income From Services / Misc other receipts:</b>	2019-20	2018-19
Godawari Emobility Pvt. Ltd.	34.22	-
Ardent Steel Ltd.	92.28	57.85
<b>e) Purchase of Capital Goods:</b>		
Ardent Steel Limited	-	486.74
Godawari Emobility Pvt. Ltd.	7.17	-
<b>f) Purchase of Electricity</b>	2019-20	2018-19
Jagdamba Power & Alloys Ltd.	4,856.12	1,786.81
Hira Ferro Alloys Ltd	2,212.85	1,833.85
<b>g) Interest received:</b>	2019-20	2018-19
Hira Ferro Alloys Ltd	21.39	12.03
<b>h) Conversion of loan into debentures</b>		
Godawari Energy Limited	-	6,900.00
<b>i) Advance Received:</b>	2019-20	2018-19
Godawari Green Energy Limited	370.00	-
Godawari Energy Limited	37.00	-
<b>j) Repayment receipt of Advance Received:</b>	2019-20	2018-19
Godawari Green Energy Limited	370.00	-
<b>k) Loan/Advance Given:</b>		
Godawari Energy Limited	3.00	139.03
Godawari Green Energy Limited	-	896.99
<b>l) Repayment receipt of Loan/Advance given:</b>	2019-20	2018-19
Godawari Energy Limited	17.00	83.31
Godawari Green Energy Limited	-	896.99
<b>m) Rent Paid:</b>	2019-20	2018-19
Raipur Complex	10.20	8.41
<b>n) Remuneration</b>	2019-20	2018-19
Shri B.L.Agrawal	240.00	216.00
Shri Dinesh Agrawal	196.00	180.00
Sri Abhisekh Agrawal	180.00	180.00
Shri Vivek Agrawal	79.08	77.46

**NOTES TO THE STANDALONE FINANCIAL STATEMENTS FOR THE YEAR ENDED 31ST MARCH, 2020**

(₹ in lacs)

	2019-20	2018-19
o) Outstanding - Receivables		
Hira Ferro Alloys Limited	1,860.29	-
Jagdamba Power & Alloys Limited	712.44	1,111.85
p) Outstanding - Payables		
Raipur Infrastructure Company Ltd.	190.28	190.29
Hira Ferro Alloys Limited	-	144.10
Ardent Steel Ltd.	568.18	-
Chhattisgarh Captive Coal Mining Ltd.	79.02	79.02

**iv) Terms and conditions of transactions with related parties**

All related party transactions entered during the year were in ordinary course of business and on arm's length basis. Outstanding balances at the year-end are unsecured and will be settled in cash. There have been no guarantees provided or received for any related party receivables or payables. For the year ended 31 March 2020, the company has not recorded any impairment of receivables relating to amounts owed by related parties (31 March 2019: INR Nil). This assessment is undertaken each financial year through examining the financial position of the related party and the market in which the related party operates.

37. The company is having a single primary business segment "Iron & Steel" which includes captive power, as the captive power generated by the company is used for production process of iron & steel only and therefore, the management has aggregated into one reportable segment i.e. "Iron & Steel" as per Para 12 of Ind As 108.

38. During the year the company has incurred ₹315.14 lacs on account of Corporate Social Responsibility Activities. According to provisions of section 135 of the Companies Act, 2013, the company is required to spend ₹288.43 lacs based on the average net profits/loss of the previous three years. The break-up of amount spent during the year are as follows:

(₹ in lacs)

Particulars	In Cash	Yet to be paid in cash	Total
Constructions/acquisition of any assets	0.00	0.00	0.00
On purpose other than above	315.14	0.00	315.14

39. The Company has identified the amount due to Micro, Small and Medium Enterprises under The Micro, Small and Medium Enterprises Development Act, 2006 (MSMED Act) as at 31st March, 2020:

(₹ in lacs)

	2019-20	2018-19
i) The principal amount and the interest due thereon remaining unpaid to any supplier as at 31st March, 2020		
Principal Amount	22.17	22.13
Interest	0.00	0.00
ii) The amount of interest paid by the Company along with the amounts of the payment made to the supplier beyond the appointed day for the year ending 31st March, 2020	0.00	0.00
iii) The amount of interest due and payable for the period of delay in making payment (beyond the appointed day during the year)	0.00	0.00
iv) The amount of interest accrued and remaining unpaid for the year ending 31st March, 2020	0.00	0.00
v) The amount of further interest remaining due and payable for the earlier years.	0.00	0.00

**Note :** The information has been given in respect of such suppliers to the extent they could be identified as "Micro, Small and Medium" enterprises on the basis of information available with the Company.



## NOTES TO THE STANDALONE FINANCIAL STATEMENTS FOR THE YEAR ENDED 31ST MARCH, 2020

### 40. Disclosure pursuant to Regulation 34 (3) and 53(f) and para A of Schedule-V of SEBI (LODR) Regulation, 2015:

Loans and Advances in the nature of loans given

(₹ in lacs)

Name of the Company	Amount outstanding as at 31.03.2020	Maximum amount outstanding during the year	Investment by the loanee in the shares of the company
Godawari Energy Limited	0.00	14.00	0.00

### 41. Previous year figures have been regrouped or rearranged wherever necessary.

As per our report of even date

**For JDS & Co.**

(ICAI Firm Reg. No.018400C)

Chartered Accountants

**per OP Singhania**

Partner

Membership No.051909

Place : Raipur

Date : 27.06.2020

For and on behalf of the Board of Directors of

**Godawari Power & Ispat Limited**

**B.L. Agrawal**

Managing Director

**Y.C. Rao**

Company Secretary

**Abhishek Agrawal**

Executive Director

**Sanjay Bothra**

CFO

**Consolidated  
Financial  
Statements**

# Independent Auditor's Report

To the Members of Godawari Power & Ispat Limited  
Report on the Audit of the Consolidated Financial Statements

## Opinion

We have audited the accompanying consolidated financial statements of Godawari Power and Ispat Limited (hereinafter referred to as the 'Holding Company') and its subsidiaries (Holding Company and its subsidiaries together referred to as "the Group"), its associates and jointly controlled entities, which comprise the consolidated Balance Sheet as at March 31, 2020, and the consolidated statement of Profit and Loss (including Other Comprehensive Income), the consolidated statement of changes in equity and the consolidated cash flows Statement for the year then ended, and notes to the consolidated financial statements, including a summary of significant accounting policies (hereinafter referred to as "the consolidated financial statements").

In our opinion and to the best of our information and according to the explanations given to us, the aforesaid consolidated financial statements give the information required by the Companies Act, 2013 (the "Act") in the manner so required and give a true and fair view in conformity with the Indian Accounting Standards prescribed under section 133 of the Act read with the Companies (Indian Accounting Standards) Rules, 2015, as amended, ("Ind AS") and other accounting principles generally accepted in India, of their consolidated state of affairs of the Holding Company as at March 31, 2020, of consolidated profit (including total comprehensive income), consolidated changes in equity and its consolidated cash flows for the year ended on that date.

## Basis for Opinion

We conducted our audit in accordance with the Standards on Auditing (SAs) specified under section 143(10) of the Act. Our responsibilities under those Standards are further described in the Auditor's Responsibilities for the Audit of the Consolidated Financial Statements section of our report. We are independent of the Group in accordance with the Code of Ethics issued by the Institute of Chartered Accountants of India ("ICAI") together with the ethical requirements that are relevant to our audit of the consolidated financial statements under the provisions of the Act and the Rules thereunder, and we have fulfilled our other ethical responsibilities in accordance with these requirements and the ICAI's Code of Ethics. We believe that the audit evidence we have obtained is sufficient and appropriate to provide a basis for our audit opinion on the consolidated financial statements.

## Key Audit Matters

Key audit matters are those matters that, in our professional judgment and based on the consideration of the reports

of the other auditors on separate financial statements / consolidated financial statements and on the other financial information of the subsidiaries, associates and joint ventures, were of most significance in our audit of the consolidated financial statements of the current period. These matters were addressed in the context of our audit of the consolidated financial statements as a whole, and in forming our opinion thereon, and we do not provide a separate opinion on these matters.

We have determined that there are no key audit matters to be communicated in our report.

## Information Other than the Consolidated Financial Statements and Auditor's Report Thereon

The Holding Company's Board of Directors is responsible for the other information. The other information comprises the information included in the Management Discussion and Analysis, Board's Report including Annexures to Board's Report and Corporate Governance but does not include consolidated financial statements and our auditors report thereon.

Our opinion on the consolidated financial statements does not cover the other information and we do not express any form of assurance conclusion thereon.

In connection with our audit of the consolidated financial statements, our responsibility is to read the other information and, in doing so, consider whether the other information is materially inconsistent with the financial statements or our knowledge obtained in the audit or otherwise appears to be materially misstated.

If, based on the work we have performed, we conclude that there is a material misstatement of this other information, we are required to report that fact. We have nothing to report in this regard.

## Responsibilities of Management and Those Charged with Governance for the Consolidated Financial Statements

The Holding Company's Board of Directors is responsible for the preparation and presentation of these consolidated financial statements in term of the requirements of the Companies Act, 2013 that give a true and fair view of the consolidated financial position, consolidated financial performance and consolidated cash flows of the Group including its Associates and Jointly controlled entities in accordance with the Ind AS and other accounting principles generally accepted in India. The respective Board of

Directors of the companies included in the Group and of its associates and jointly controlled entities are responsible for maintenance of adequate accounting records in accordance with the provisions of the Act for safeguarding the assets of the Group and for preventing and detecting frauds and other irregularities; selection and application of appropriate accounting policies; making judgments and estimates that are reasonable and prudent; and the design, implementation and maintenance of adequate internal financial controls, that were operating effectively for ensuring accuracy and completeness of the accounting records, relevant to the preparation and presentation of the consolidated financial statements that give a true and fair view and are free from material misstatement, whether due to fraud or error, which have been used for the purpose of preparation of the consolidated financial statements by the Directors of the Holding Company, as aforesaid.

In preparing the consolidated financial statements, the respective Board of Directors of the companies included in the Group and of its associates and jointly controlled entities are responsible for assessing the ability of the Group and of its associates and jointly controlled entities to continue as a going concern, disclosing, as applicable, matters related to going concern and using the going concern basis of accounting unless management either intends to liquidate the Group or to cease operations, or has no realistic alternative but to do so.

The respective Board of Directors of the companies included in the Group and of its associates and jointly controlled entities are responsible for overseeing the financial reporting process of the Group and of its associates and jointly controlled entities.

#### **Auditor's Responsibilities for the Audit of the Consolidated Financial Statements**

Our objectives are to obtain reasonable assurance about whether the consolidated financial statements as a whole are free from material misstatement, whether due to fraud or error, and to issue an auditor's report that includes our opinion. Reasonable assurance is a high level of assurance, but is not a guarantee that an audit conducted in accordance with SAs will always detect a material misstatement when it exists. Misstatements can arise from fraud or error and are considered material if, individually or in the aggregate, they could reasonably be expected to influence the economic decisions of users taken on the basis of these consolidated financial statements.

As part of an audit in accordance with SAs, we exercise professional judgment and maintain professional skepticism throughout the audit. We also:

- Identify and assess the risks of material misstatement of the consolidated financial statements, whether due

to fraud or error, design and perform audit procedures responsive to those risks, and obtain audit evidence that is sufficient and appropriate to provide a basis for our opinion. The risk of not detecting a material misstatement resulting from fraud is higher than for one resulting from error, as fraud may involve collusion, forgery, intentional omissions, misrepresentations, or the override of internal control.

- Obtain an understanding of internal financial controls relevant to the audit in order to design audit procedures that are appropriate in the circumstances. Under Section 143(3)(i) of the Act, we are also responsible for expressing our opinion on whether the Group has in place an adequate internal financial controls system over financial reporting and the operating effectiveness of such controls.
- Evaluate the appropriateness of accounting policies used and the reasonableness of accounting estimates and related disclosures made by management.
- Conclude on the appropriateness of Management's use of the going concern basis of accounting and, based on the audit evidence obtained, whether a material uncertainty exists related to events or conditions that may cast significant doubt on the ability of the Group to continue as a going concern. If we conclude that a material uncertainty exists, we are required to draw attention in our auditors' report to the related disclosures in the consolidated financial statements or, if such disclosures are inadequate, to modify our opinion. Our conclusions are based on the audit evidence obtained up to the date of our auditors' report. However, future events or conditions may cause the Group to cease to continue as a going concern.
- Evaluate the overall presentation, structure and content of the consolidated financial statements, including the disclosures, and whether the consolidated financial statements represent the underlying transactions and events in a manner that achieves fair presentation.
- Obtain sufficient appropriate audit evidence regarding the financial information of the entities or business activities within the Group to express an opinion on the consolidated financial statements. We are responsible for the direction, supervision and performance of the audit of the financial statements of such entities included in the consolidated financial statements.

Materiality is the magnitude of misstatements in the consolidated financial statements that, individually or in aggregate, makes it probable that the economic decisions of a reasonably knowledgeable user of the consolidated financial statements may be influenced. We consider quantitative materiality and qualitative factors in (i) planning the scope of

our audit work and in evaluating the results of our work; and (ii) to evaluate the effect of any identified misstatements in the consolidated financial statements.

We communicate with those charged with governance regarding, among other matters, the planned scope and timing of the audit and significant audit findings, including any significant deficiencies in internal control that we identify during our audit.

We also provide those charged with governance with a statement that we have complied with relevant ethical requirements regarding independence, and to communicate with them all relationships and other matters that may reasonably be thought to bear on our independence, and where applicable, related safeguards.

From the matters communicated with those charged with governance, we determine those matters that were of most significance in the audit of the consolidated financial statements of the current period and are therefore key audit matters in our audit report unless law or regulation precludes public disclosure about the matter or when, in extremely rare circumstances, we determine that a matter should not be communicated in our report because the adverse consequences of doing so would reasonably be expected to outweigh the public interest benefits of such communication.

#### Other Matters

- (a) We did not audit the financial statements of one subsidiaries, whose financial statements reflect total assets of ₹4.76 Crore as at 31st March, 2020, total revenues of ₹ Nil and net cash flows amounting to ₹0.0003 Crore for the year ended on that date, as considered in the consolidated financial statements. These financial statements have been audited by other auditors whose reports have been furnished to us by the Management and our opinion on the consolidated financial statements, in so far as it relates to the amounts and disclosures included in respect of these subsidiaries and our report in terms of sub-sections (3) and (11) of Section 143 of the Act, in so far as it relates to the aforesaid subsidiaries, is based solely on the reports of the other auditors.
- (b) The consolidated financial statements also include the Group's share of net profit/loss of ₹0.09 Crore for the year ended 31st March, 2020, as considered in the consolidated financial statements, in respect of one associates and two joint ventures, whose financial statements have not been audited by us. These financial statements are unaudited and have been furnished to us by the Management and our opinion on the consolidated financial statements, in so far as it relates to the amounts and disclosures included in respect of these jointly ventures and associates, and our report in terms of sub-sections (3) and (11) of Section 143 of the Act in so far as it relates to the aforesaid jointly ventures and associates,

is based solely on such unaudited financial statements. In our opinion and according to the information and explanations given to us by the Management, these financial statements are not material to the Group.

Our opinion on the consolidated financial statements, and our report on Other Legal and Regulatory Requirements below, is not modified in respect of the above matters with respect to our reliance on the work done and the reports of the other auditors and the financial statements certified by the Management.

#### Report on Other Legal and Regulatory Requirements

As required by Section 143(3) of the Act, we report, to the extent applicable, that:

- (a) We have sought and obtained all the information and explanations which to the best of our knowledge and belief were necessary for the purposes of our audit of the aforesaid consolidated financial statements.
- (b) In our opinion, proper books of account as required by law relating to preparation of the aforesaid consolidated financial statements have been kept so far as it appears from our examination of those books and the reports of the other auditors.
- (c) The Consolidated Balance Sheet, the Consolidated Statement of Profit and Loss (including other comprehensive income), and the Consolidated Cash Flow Statement dealt with by this Report are in agreement with the relevant books of account maintained for the purpose of preparation of the consolidated financial statements.
- (d) In our opinion, the aforesaid consolidated financial statements comply with the Indian Accounting Standards specified under Section 133 of the Act.
- (e) On the basis of the written representations received from the directors of the Holding Company as on 31st March, 2020 taken on record by the Board of Directors of the Holding Company and the reports of the statutory auditors of its subsidiary companies, associate companies and jointly controlled companies incorporated in India, none of the directors of the Group companies, its associate companies and jointly controlled companies incorporated in India is disqualified as on 31st March, 2020 from being appointed as a director in terms of Section 164 (2) of the Act.
- (f) with respect to the adequacy of the internal financial controls over financial reporting of the Group and the operating effectiveness of such controls, refer to our separate report in "Annexure A". Our report expresses an unmodified opinion on the adequacy and operating effectiveness of the Group's internal financial controls over financial reporting.

- (g) with respect to the other matters to be included in the Auditors' Report in accordance with the requirements of Section 197 (16) of the Act, as amended:

In our opinion and to the best of our information and according to the explanations given to us, the remuneration paid by the Group to its directors during the year is in with accordance with the provisions of Section 197 of the Act; and

- (h) With respect to the other matters to be included in the Auditor's Report in accordance with Rule 11 of the Companies (Audit and Auditor's) Rules, 2014, in our opinion and to the best of our information and according to the explanations given to us:

- i. The consolidated financial statements disclose the impact of pending litigations on the consolidated financial position of the Group, its associates and jointly controlled entities— Refer Note 30 to the consolidated financial statements.
- ii. The Group, its associates and jointly controlled

entities did not have any material foreseeable losses on long-term contracts including derivative contracts.

- iii. There has been no delay in transferring amounts, required to be transferred, to the Investor Education and Protection Fund by the Holding Company and its subsidiary companies, associate companies and jointly controlled companies incorporated in India.

For JDS & Co.  
(Firm Regn. No.018400C)  
Chartered Accountants

OP Singhania  
Partner  
Membership number: 051909

Raipur, 27th June, 2020  
UDIN: 20051909AAAAAS1401



---

## **ANNEXURE –‘A’ TO THE INDEPENDENT AUDITORS’ REPORT**

### **Report on the Internal Financial Controls Over Financial Reporting under Clause (i) of Sub-section 3 of Section 143 of the Companies Act, 2013 (“the Act”)**

In conjunction with our audit of the consolidated financial statements of the Company as of and for the year ended 31 March 2020, we have audited the internal financial controls over financial reporting of Godawari Power & Ispat Limited (“the Holding Company”) and its subsidiary companies which are companies incorporated in India, as of that date.

### **Management’s Responsibility for Internal Financial Controls**

The Respective Board of Directors of the Holding Company and its subsidiary companies, which are companies incorporated in India, are responsible for establishing and maintaining internal financial controls based on the internal control over financial reporting criteria established by the Company considering the essential components of internal control stated in the Guidance Note on Audit of Internal Financial Controls over Financial Reporting issued by the Institute of Chartered Accountants of India (“ICAI”). These responsibilities include the design, implementation and maintenance of adequate internal financial controls that were operating effectively for ensuring the orderly and efficient conduct of its business, including adherence to company’s policies, the safeguarding of its assets, the prevention and detection of frauds and errors, the accuracy and completeness of the accounting records, and the timely preparation of reliable financial information, as required under the Act.

### **Auditors’ Responsibility**

Our responsibility is to express an opinion on the Company’s internal financial controls over financial reporting based on our audit. We conducted our audit in accordance with the Guidance Note on Audit of Internal Financial Controls over Financial Reporting (the “Guidance Note”) issued by ICAI and the Standards on Auditing, issued by ICAI and deemed to be prescribed under section 143(10) of the Act, to the extent applicable to an audit of internal financial controls, both issued by the ICAI. Those Standards and the Guidance Note require that we comply with ethical requirements and plan and perform the audit to obtain reasonable assurance about whether adequate internal financial controls over financial reporting was established and maintained and if such controls operated effectively in all material respects.

Our audit involves performing procedures to obtain audit evidence about the adequacy of the internal financial controls system over financial reporting and their operating effectiveness. Our audit of internal financial controls over financial reporting included obtaining an understanding of internal financial controls over financial reporting, assessing the risk that a material weakness exists, and testing and evaluating the design and operating effectiveness of internal control based on the assessed risk. The procedures selected depend on the auditor’s judgment, including the assessment of the risks of material misstatement of the consolidated financial statements, whether due to fraud or error.

We believe that the audit evidence we have obtained is sufficient and appropriate to provide a basis for our audit opinion on the Company’s internal financial controls system over financial reporting.

### **Meaning of Internal Financial Controls over Financial Reporting**

A company’s internal financial control over financial reporting is a process designed to provide reasonable assurance regarding the reliability of financial reporting and the preparation of consolidated financial statements for external purposes in accordance with generally accepted accounting principles. A company’s internal financial control over financial reporting includes those policies and procedures that (1) pertain to the maintenance of records that, in reasonable detail, accurately and fairly reflect the transactions and dispositions of the assets of the company; (2) provide reasonable assurance that transactions are recorded as necessary to permit preparation of consolidated financial statements in accordance with generally accepted accounting principles, and that receipts and expenditures of the company are being made only in accordance with authorisations of management and directors of the company; and (3) provide reasonable assurance regarding prevention or timely detection of unauthorised acquisition, use, or disposition of the company’s assets that could have a material effect on the consolidated financial statements.

### **Inherent Limitations of Internal Financial Controls Over Financial Reporting**

Because of the inherent limitations of internal financial controls over financial reporting, including the possibility of collusion or improper management override of controls, material misstatements due to error or fraud may occur and

not be detected. Also, projections of any evaluation of the internal financial controls over financial reporting to future periods are subject to the risk that the internal financial control over financial reporting may become inadequate because of changes in conditions, or that the degree of compliance with the policies or procedures may deteriorate.

### **Opinion**

In our opinion, the Holding Company and its subsidiary companies, which are companies incorporated in India, have, in all material respects, an adequate internal financial controls system over financial reporting and such internal financial controls over financial reporting were operating effectively as at 31 March 2020, based on the internal

control over financial reporting criteria established by the Group considering the essential components of internal control stated in the Guidance Note on Audit of Internal Financial Controls Over Financial Reporting issued by the ICAI.

For JDS & Co.  
(Firm Regn. No.018400C)  
Chartered Accountants

OP Singhania  
Partner  
Membership number: 051909

Raipur, 27th June, 2020  
UDIN: 20051909AAAAAS1401

## Consolidated Balance Sheet as at 31.03.2020

Particulars	Note No.	(₹ in lacs)	
		As at 31.03.2020	As at 31.03.2019
<b>ASSETS</b>			
(1) Non-current assets			
(a) Property, Plant and Equipment	3	216,461.99	213,315.31
(b) Capital work-in-progress		13,745.67	13,024.04
(c) Other intangible assets	4	10,468.98	11,560.17
(d) Investments in associates and joint ventures	5	11,157.84	11,645.47
(e) Financial assets			
- Investments	6	1,189.87	1,558.01
(f) Other non-current assets	7	1,805.77	1,508.46
		254,830.12	252,611.47
(2) Current-assets			
(a) Inventories	8	55,740.16	61,642.95
(b) Financial assets			
(i) Trade Receivables	9	17,678.11	14,902.16
(ii) Cash and cash equivalents	10	225.09	231.43
(iii) Bank Balances other than cash and cash equivalents mentioned above	10	2,670.93	3,654.21
(iv) Other financial assets	11	1,783.58	2,296.43
(c) Current tax assets (net)		52.51	239.32
(d) Other current assets	7	15,169.73	15,532.71
		93,320.11	98,499.21
Total Assets		348,150.23	351,110.67
<b>EQUITY AND LIABILITIES</b>			
<b>Equity</b>			
(a) Equity share capital	12	3,411.12	3,411.12
(b) Other equity		129,118.64	113,518.46
Equity attributable to owners of the Company		132,529.76	116,929.58
Non-controlling interest		17,725.64	16,715.05
Total equity		150,255.40	133,644.63
<b>Liabilities</b>			
(1) Non-current liabilities			
(a) Financial Liabilities			
- Borrowings	13	146,448.53	164,310.10
(b) Provisions	14	1,359.62	1,024.16
(c) Deferred Tax Liabilities (net)	15	4,482.10	81.20
(d) Other non-current liabilities	16	206.69	159.68
		152,496.93	165,575.15
(2) Current liabilities			
(a) Financial Liabilities			
(i) Borrowings	17	16,038.75	13,930.80
(ii) Trade Payables	18		
- total outstanding dues of micro enterprises and small enterprises		27.62	22.16
- total outstanding dues of creditors other than micro enterprises and small enterprises		17,797.53	20,274.62
(iii) Other Financial Liabilities	19	8,159.26	11,176.53
(b) Other current liabilities	20	3,293.37	4,107.46
(c) Provisions	14	81.35	76.13
(d) Current tax liabilities (net)		-	2,303.19
		45,397.89	51,890.90
Total Equity and Liabilities		348,150.23	351,110.67
Summary of significant accounting policies	2		

The accompanying notes are integral part of the financial statements.

As per our report of even date  
For **JDS & Co.**  
(Firm Regn.No.018400C)  
Chartered Accountants

per **OP Singhania**  
Partner  
Membership No.051909

Place : Raipur  
Date : 27.06.2020

For and on behalf of the Board of Directors of  
**Godawari Power & Ispat Limited**

**B.L.Agrawal**  
Managing Director

**Abhishek Agrawal**  
Executive Director

**Y.C.Rao**  
Company Secretary

**Sanjay Bothra**  
CFO

**Consolidated Statement of Profit and Loss** for the year ended 31st March 2020

(₹ in lacs)

Particulars	Note No.	2019-20	2018-19
<b>INCOME</b>			
Revenue from operations	21	328,852.59	332,163.74
Other Income	22	465.45	583.18
<b>TOTAL REVENUE (I)</b>		329,318.04	332,746.93
<b>EXPENSES</b>			
Cost of raw material and component consumed	23	168,149.22	184,503.87
Purchase of Traded Goods		8,807.66	5,851.20
(Increase)/decrease in inventories of finished goods work-in-progress and traded goods	24	4,491.14	(6,858.35)
Employees benefits expense	25	13,041.76	11,755.11
Finance costs	26	21,193.41	25,260.80
Depreciation and amortization expense	27	13,689.81	13,285.09
Other Expenses	28	71,937.56	57,975.24
<b>TOTAL EXPENSES (II)</b>		301,310.57	291,772.96
Profit/(loss) before share of associates & joint ventures and exceptional items		28,007.48	40,973.97
Add: Share of profit/(loss) of associates and Joint Ventures (after tax)		280.69	383.86
Profit/(loss) before exceptional items and tax		28,288.16	41,357.83
Exceptional Items (net) (refer note-31)		1,028.49	—
Profit/(loss) before tax		27,259.67	41,357.83
Tax expenses			
Current tax		4,952.25	9,059.77
Deferred Tax		4,583.77	6,231.71
Total tax expenses		9,536.02	15,291.48
Profit/(loss) for the year		17,723.65	26,066.35
Other Comprehensive Income			
A (i) Items that will not be reclassified to profit or loss			
Remeasurements of the net defined benefit plans		(169.29)	(47.85)
Share of other comprehensive income in associates and Joint Ventures to the extent not to be classified into profit or loss		(1.27)	(1.41)
Income tax relating to items that will not be reclassified to profit or loss		57.35	15.21
		(113.20)	(34.05)
B (ii) Items that will be reclassified to profit or loss			
Fair value of financial assets		(358.14)	(131.56)
Share of other comprehensive income in associates and Joint Ventures to the extent to be classified into profit or loss		(767.05)	(1,144.26)
Income tax relating to items that will be reclassified to profit or loss		125.52	(75.51)
		(999.68)	(1,351.33)
Total Comprehensive Income for the period Comprising Profit/(Loss) and Other Comprehensive Income for the period)		16,611	24,680.97
Profit/(loss) attributable to:			
Equity holders of the parents		16,677.51	25,211.12
Non-controlling interests		1,046.14	855.23
		17,723.65	26,066.35
Other Comprehensive Income attributable to:			
Equity holders of the parents		(1,077.33)	(1,399.29)
Non-controlling interests		(35.55)	13.91
		(1,112.88)	(1,385.38)
Total Comprehensive Income attributable to:			
Equity holders of the parents		15,600.18	23,811.82
Non-controlling interests		1,010.60	869.15
		16,610.77	24,680.97
Earnings per equity share [nominal value of share @ ₹10/- (31st March, 2019 ₹10)	29		
Basic		47.33	71.55
Diluted		47.33	71.55
Summary of significant accounting policies	2		

The accompanying notes are integral part of the financial statements.

As per our report of even date  
For **JDS & Co.**  
(Firm Regn.No.018400C)  
Chartered Accountants

per **OP Singhania**  
Partner  
Membership No.051909

Place : Raipur  
Date : 27.06.2020

For and on behalf of the Board of Directors of  
**Godawari Power & Ispat Limited**

**B.L.Agrawal**  
Managing Director

**Y.C.Rao**  
Company Secretary

**Abhishek Agrawal**  
Executive Director

**Sanjay Bothra**  
CFO

## CONSOLIDATED CASH FLOW STATEMENT FOR THE YEAR ENDED 31ST MARCH, 2020

(₹ in lacs)

Particular		2020	2019
<b>Cash Flow from operating activities</b>			
Profit/(loss) before tax and exceptional items		28,007.48	40,973.97
Exceptional items		(1,028.49)	–
		26,978.99	40,973.97
<b>Non-cash adjustment to reconcile profit before tax to net cash flows</b>			
Depreciation/amortization		13,689.81	13,285.09
Loss/(profit) on sale of property, plant & equipment		(132.12)	19.62
Loss/(profit) on sale of non-current other investments		(5.21)	–
Provision for gratuity		171.39	221.37
Provision/Allowances for credit loss on debtors		(397.56)	27.75
Finance costs		21,193.41	25,260.80
Interest Income		(324.06)	(316.27)
<b>OPERATING PROFIT BEFORE WORKING CAPITAL CHANGES</b>		<b>61,174.64</b>	<b>79,472.31</b>
<b>Movements in working capital :</b>			
Increase/(decrease) in trade payables		(2,471.62)	4,182.70
Increase/(decrease) in other financial liabilities		112.40	475.29
Increase/(decrease) in other current liabilities		(814.08)	(573.24)
Increase/(decrease) in Other non-current liabilities		47.01	(43.13)
Decrease/(increase) in trade receivables		(2,378.38)	(1,129.93)
Decrease/(increase) in inventories		5,902.79	(18,412.57)
Decrease/(increase) in other financial assets		512.85	(512.85)
Decrease/(increase) in other current assets		362.98	1,054.52
Decrease/(increase) in other non-current assets		(297.31)	(405.94)
Cash generated from/(used in ) operations		62,151.26	64,107.17
Direct taxes paid (net of refunds)		(7,068.63)	(9,124.56)
<b>Net Cash flow from/(used in) operating activities</b>	<b>A</b>	<b>55,082.63</b>	<b>54,982.61</b>
<b>Cash flows from investing activities</b>			
Purchase of PPE, including intangible assets and CWIP		(16,576.14)	(8,269.17)
Proceeds from sale of property, plant & equipment		241.34	669.55
Proceeds from sale of non-current other investments		15.21	(10.00)
Proceeds/(investment) from/in bank deposits (having original maturity of more than three months)		983.27	650.79
Interest received		324.06	316.27
<b>Net cash flow from/(used in) investing activities</b>	<b>B</b>	<b>(15,012.25)</b>	<b>(6,642.55)</b>

**CONSOLIDATED CASH FLOW STATEMENT FOR THE YEAR ENDED 31ST MARCH, 2020**

(₹ in lacs)

Particular		2020	2019
Cash flows from financing activities			
Redemption of debenture		(3,219.00)	(2,259.38)
Repayment of long-term borrowings		(17,772.25)	(22,044.94)
Proceeds/(Repayment) of short-term borrowings (net)		2,107.95	490.18
Finance costs		(21,193.41)	(25,260.80)
Net cash flow from/(used in) financing activities	C	(40,076.71)	(49,074.92)
NET INCREASE/(DECREASE) IN CASH & CASH EQUIVALENTS (A+B+C)		(6.34)	(734.86)
Cash and Cash Equivalents at the beginning of the year		231.43	966.29
Cash and Cash Equivalents at the end of the year (refer note-13)		225.09	231.43
Components of cash and cash equivalents			
Cash in hand		6.36	11.96
Stamp in hand		1.23	1.23
Balances with banks:			
On current accounts		217.50	154.66
Deposits with original maturity of less than 3 months		–	63.57
		225.09	231.43

The Statement of Cash Flow has been prepared using Indirect method as per Ind AS 7.

As per our report of even date  
For **JDS & Co.**  
(Firm Regn.No.018400C)  
Chartered Accountants

per **OP Singhania**  
Partner  
Membership No.051909

Place : Raipur  
Date : 27.06.2020

For and on behalf of the Board of Directors of  
**Godawari Power & Ispat Limited**

**B.L. Agrawal**  
Managing Director

**Abhishek Agrawal**  
Executive Director

**Y.C. Rao**  
Company Secretary

**Sanjay Bothra**  
CFO



## CONSOLIDATED STATEMENT OF CHANGES IN EQUITY FOR THE YEAR ENDED 31.03.2020

Equity Share Capital		Changes in the equity share capital during the year		Balance as at 31.03.2019	Balance as at 31.03.2020
				3,411.12	3,411.12
Balance as at 01.04.2018				3,411.12	3,411.12
Changes in the equity share capital during the year				-	-
Balance as at 01.04.2019				3,411.12	3,411.12
Changes in the equity share capital during the year				-	-
Balance as at 01.04.2020				3,411.12	3,411.12

	Reserves and Surplus					Financial assets through Other Comprehensive Income (Net of Tax)	Share of Other Comprehensive Income (Net of Tax) in associates and Joint Ventures	Other items of Other Comprehensive Income (Gain/loss on employee benefit) (Net of Tax)	Total
	Capital Reserve*	Securities Premium**	Debt Redemption Reserve***	General Reserve****	Retained Earnings				
<b>Balance at the beginning of the reporting period 01.04.2018</b>	<b>10,902.26</b>	<b>20,784.05</b>	<b>2,015.00</b>	<b>17,251.00</b>	<b>36,090.59</b>	<b>(11.29)</b>	<b>1,892.43</b>	<b>(3.48)</b>	<b>88,920.56</b>
Prior period item (net of tax)	-	-	-	-	566.44	-	-	-	566.44
Restated Balance at the beginning of the reporting period 01.04.2018	10,902.26	20,784.05	2,015.00	17,251.00	36,657.03	(11.29)	1,892.43	(3.48)	89,487.00
Changes in ownership interest/loss of control	106.08	-	-	-	113.56	-	-	-	219.64
Fair value of financial assets, net of taxes	-	-	-	-	-	(207.07)	-	-	(207.07)
Remeasurements of the net defined benefit plans	-	-	-	-	-	-	-	(46.55)	(46.55)
Share of other comprehensive income	-	-	-	-	-	-	(1,145.67)	-	(1,145.67)
Profit/(loss) for the year	-	-	-	-	25,211.12	-	-	-	25,211.12
Transfer to General Reserve	-	-	(1,210.25)	1,210.25	-	-	-	-	-
Balance at the end of the reporting period 31.03.2019	11,008.34	20,784.05	804.75	18,461.25	61,981.70	(218.36)	746.76	(50.04)	113,518.46
Changes in ownership interest	-	-	-	-	-	-	-	-	-
Fair value of financial assets, net of taxes	-	-	-	-	-	(232.62)	-	-	(232.62)
Remeasurements of the net defined benefit plans	-	-	-	-	-	-	-	(111.94)	(111.94)
Share of other comprehensive income	-	-	-	-	-	-	(768.32)	-	(768.32)
Profit/(loss) for the year	-	-	-	-	16,713.06	-	-	-	16,713.06
Transfer to General Reserve	-	-	(804.75)	804.75	-	-	-	-	-
Balance at the end of the reporting period 31.03.2020	11,008.34	20,784.05	-	19,266.00	78,694.76	(450.98)	(21.56)	(161.97)	129,118.64

\* Capital Reserve is created on account of change in control i.e. additional ownership interest in a subsidiary and the excess of net assets acquired during amalgamation, over the cost of consideration paid is treated as capital reserve

\*\* Securities premium is used to record the premium received on issue of shares. It is to be utilised in accordance with the provisions of Companies Act, 2013.

\*\*\* Debt Redemption Reserve (DRR) has been created out of profit of the company available for payment of dividend. DRR is required to be created for an amount which is equal to 25% of the value of debentures issued.

\*\*\*\* General Reserve is available for payment of dividend to the shareholders as per the provisions of Companies Act, 2013.

As per our report of even date

For JDS & Co.

(ICAI Firm Reg. No.018400C)

Chartered Accountants

per OP Singhania

Partner

Membership No.051909

Place : Raipur

Date : 27.06.2020

For and on behalf of the Board of Directors of  
**Godawari Power & Ispat Limited**

**B.L.Agrawal**  
Managing Director

**Abhishek Agrawal**  
Executive Director

**Y.C.Rao**  
Company Secretary

**Sanjay Bothra**  
CFO

**NOTES TO THE CONSOLIDATED FINANCIAL STATEMENTS FOR THE YEAR ENDED 31ST MARCH, 2020****1. CORPORATE INFORMATION**

The Company, its subsidiaries and its associates & joint venture [jointly referred to as the 'Group' herein under considered in these consolidated financial statements are:

**a) Subsidiaries**

Name of the Company	Country of Incorporation	Proportion (%) of equity interest	
		As at 31.03.2020	As at 31.03.2019
Godawari Energy Limited	India	51.30%	51.30%
Godawari Green Energy Limited	India	76.12%	76.12%
Hira Energy Limited	India	97.52%	97.52%
Ardent Steel Limited	India	79.98%	79.98%

**b) Associates**

Name of the Company	Country of Incorporation	Proportion (%) of equity interest	
		As at 31.03.2020	As at 31.03.2019
Hira Ferro Alloys Limited	India	48.45%	48.45%
Jagdamba Power & Alloys Limited	India	33.96%	33.96%
Chhattisgarh Ispat Bhumi Limited	India	35.36%	35.36%

**c) Joint Venture**

Name of the Company	Country of Incorporation	Proportion (%) of equity interest	
		As at 31.03.2020	As at 31.03.2019
Raipur Infrastructure Company Ltd.	India	33.33%	33.33%
Chhattisgarh Captive Coal Mining Ltd.	India	25.93%	25.93%

**2. BASIS OF PREPARATION AND SIGNIFICANT ACCOUNTING POLICIES****2.1 BASIS OF PREPARATION AND PRESENTATION**

- i) These Consolidated Financial Statements are prepared in accordance with Indian Accounting Standards (Ind AS) notified under the Companies (Indian Accounting Standards) Rules, 2015 and guidelines issued by the Securities and Exchange Board of India (SEBI).
- ii) The consolidated financial statements have been prepared on a historical cost basis, except for the following assets and liabilities which have been measured at fair value:
  - Certain financial assets and liabilities and
  - Defined benefit plans - plan assets
- iii) Subsidiaries are entities where the group exercise or controls more than one-half of its total share capital. The net assets results of acquired businesses are included in the consolidated financial statements from their respective dates of acquisition, being the date on which the Group obtains control. The results of disposed businesses are included in the consolidated financial statements upto their date of disposal, being the date of control ceases.
- iv) The consolidated financial statements have been prepared using uniform accounting policies for like transactions and other events in similar circumstances. The accounting policies adopted in the preparation of financial statements are consistent with those of previous year. The financial statements of the Company and its subsidiaries have been combined on a line-by-line basis by adding together the book values of like items of assets, liabilities, income and expenses, after eliminating intra-group balances, intra-group transactions and the unrealised profits/losses, unless cost/revenue cannot be recovered.
- v) The excess of cost to the Group of its investment in subsidiaries, on the acquisition dates over and above the Group's share of equity in the subsidiaries, is recognised as 'Goodwill on Consolidation' being an asset in the consolidated financial statements. The said Goodwill is not amortised, however, it is tested for impairment at each Balance Sheet date and the impairment loss, if any, is provided for. On the other hand, where the share of equity in subsidiaries as on the date of investment is in excess of cost of investments of the Group, it is recognised as 'Capital Reserve' and shown under the head 'Reserves and Surplus' in the consolidated financial statements.

## **NOTES TO THE CONSOLIDATED FINANCIAL STATEMENTS FOR THE YEAR ENDED 31ST MARCH, 2020**

- vi) Non-controlling interests in the net assets of consolidated subsidiaries is identified and presented in the consolidated Balance Sheet separately within equity.
- vii) Non-controlling interests in the net assets of consolidated subsidiaries consists of:
  - a) The amount of equity attributable to non-controlling interests at the date on which investment in a subsidiary is made; and
  - b) The non-controlling interests share of movements in equity since the date parent subsidiary relationship came into existence.
- viii) Investments in associates and joint venture are accounted for using the equity method of accounting, after initially being recognised at cost. Under the equity method of accounting, the investments are adjusted thereafter to recognise the Company's share of the post-acquisition profits or losses of the investee in the profit & loss, and the Company's share of other comprehensive income of the investee in the other comprehensive income.
- ix) Deferred tax liabilities are not recognised for temporary differences between the carrying amount and tax bases of investments in subsidiaries where the Company is able to control the timing of the reversal of the temporary differences and it is probable that the differences will not reverse in the foreseeable future.
- x) Group's financial statements are presented in Indian Rupees (₹), which is also its functional currency.

### **2.2 Estimation of uncertainties relating to the global health pandemic from COVID-19**

Due to outbreak of COVID-19 globally and in India, the Group's management has made initial assessment of impact on business and financial risks on account of COVID-19. Considering that the plant was closed down on account of nation wise lockdown since 24th March, 2020 except generation of renewable energy and as a result of lockdown the volume for the month of March, 2020 have been impacted to some extent. However, in view of higher volume of operations during the rest of the month and year, there was no major impact on financials of the Group for the year ended 31st March, 2020. Subsequently, in view of classification of iron & steel and captive power as essential commodity, the Group has resumed operations in phased manner in April 2020 & from May 2020 and all plants are in normal operation after obtaining necessary approval from the appropriate Government agencies. The Group is taking full measure to protect the health & safety of the employees. Further the Group has made detailed assessment of its liquidity position for the next one year and of the recoverability and carrying values of its assets comprising Property, Plant and Equipment, Intangible assets, Trade receivables, Inventory and Investments and has concluded that there are no material adjustments required in the financial statements. Barring unforeseen circumstances, the management believes that the impact of the Covid-19 outbreak on the business and financial position of the Group is not likely be significant at this stage, unless the corona impacted cases further increase in the area of operations of the Group. The management does not see any risks in the Group's ability to continue as a going concern and meeting its liabilities as and when they fall due, except temporary deferment in instalment of long term loan and interest on loans availed from banks for the period of March 2020 to May 2020, which has since been paid to all banks. The Group is monitoring the situation closely and will take appropriate measures depending on the evolving situation.

### **2.3 SUMMARY OF SIGNIFICANT ACCOUNTING POLICIES**

#### **a) Current versus non-current classification**

The Group presents assets and liabilities in the balance sheet based on current/ non-current classification. An asset is classified as current when it is:

- expected to be realised or intended to be sold or consumed in normal operating cycle;
- held primarily for the purpose of trading;
- expected to be realised within twelve months after the reporting period; or
- cash or a cash equivalent unless restricted from being exchanged or used to settle a liability for at least twelve months after the reporting period. Terms of a liability that could, at the option of the counterparty, result in its settlement by the issue of equity instruments do not affect its classification.

All other assets are classified as non-current.

A liability is current when it is:

- expected to be settled in normal operating cycle;
- held primarily for the purpose of trading;

**NOTES TO THE CONSOLIDATED FINANCIAL STATEMENTS FOR THE YEAR ENDED 31ST MARCH, 2020**

- due to be settled within twelve months after the reporting period; or
- there is no unconditional right to defer the settlement of the liability for at least twelve months after the reporting period.

All other liabilities are classified as non-current.

Deferred tax assets and liabilities are classified as non-current assets and liabilities.

The operating cycle is the time between the acquisition of assets for processing and their realisation in cash or cash equivalents. The Group has identified twelve months as its operating cycle.

**b) Fair Value Measurement**

Fair value is the price that would be received to sell an asset or paid to transfer a liability in an orderly transaction between market participants at the measurement date. Normally at initial recognition, the transaction price is the best evidence of fair value.

However, when the Group determines that transaction price does not represent the fair value, it uses inter-alia valuation techniques that are appropriate in the circumstances and for which sufficient data are available to measure fair value, maximising the use of relevant observable inputs and minimising the use of unobservable inputs.

All financial assets and financial liabilities for which fair value is measured or disclosed in the financial statements are categorised within the fair value hierarchy. This categorisation is based on the lowest level input that is significant to the fair value measurement as a whole:

- Level 1 - Quoted (unadjusted) market prices in active markets for identical assets or liabilities
- Level 2 - Valuation techniques for which the lowest level input that is significant to the fair value measurement is directly or indirectly observable
- Level 3 - Valuation techniques for which the lowest level input that is significant to the fair value measurement is unobservable

Financial assets and financial liabilities that are recognised at fair value on a recurring basis, the Group determines whether transfers have occurred between levels in the hierarchy by re- assessing categorisation at the end of each reporting period.

**c) Property, Plant and Equipment (PPE)**

- i) On transition to Ind AS, the Group has elected to continue with the carrying value of all of its property, plant and equipment recognised as at April 1, 2015, measured as per the previous GAAP, and use that carrying value as the deemed cost of such property, plant and equipment.
- ii) An item of PPE is recognized as an asset if it is probable that future economic benefits associated with the item will flow to the Group and the cost of the item can be measured reliably.
- iii) The cost of an item of property, plant and equipment is measured at :
  - its purchase price, including import duties and non-refundable purchase taxes, after deducting trade discounts and rebates.
  - any costs directly attributable to bringing the asset to the location and condition necessary for it to be capable of operating in the manner intended by management.
  - the initial estimate of the costs of dismantling and removing the item and restoring the site on which it is located, the obligation which is to be incurred either when the item is acquired or as a consequence of having used the item during a particular period for purposes other than to produce inventories during that period.
- iv) Expenditure incurred on renovation and modernization of PPE on completion of the originally estimated useful life resulting in increased life and/or efficiency of an existing asset, is added to the cost of the related asset. In the carrying amount of an item of PPE, the cost of replacing the part of such an item is recognized when that cost is incurred if the recognition criteria are met. The carrying amount of those parts that are replaced is derecognized in accordance with the derecognition principles.
- v) After initial recognition, PPE is carried at cost less accumulated depreciation/amortization and accumulated impairment losses, if any.
- vi) Spare parts procured along with the Plant & Machinery or subsequently which meet the recognition criteria are

## **NOTES TO THE CONSOLIDATED FINANCIAL STATEMENTS FOR THE YEAR ENDED 31ST MARCH, 2020**

capitalized and added in the carrying amount of such item. The carrying amount of those spare parts that are replaced is derecognized when no future economic benefits are expected from their use or upon disposal. Other machinery spares are treated as “stores & spares” forming part of the inventory.

- vii) If the cost of the replaced part or earlier inspection is not available, the estimated cost of similar new parts/ inspection is used as an indication of what the cost of the existing part/ inspection component was when the item was acquired or inspection carried out.
- viii) An item of property, plant and equipment is derecognized upon disposal or when no future economic benefits are expected from its use or disposal. Any gain or loss arising on derecognition of the asset (calculated as the difference between the net disposal proceeds and the carrying amount of the asset) is included in the Statement of Profit and Loss when the asset is derecognized.
- ix) The Group has continued the policy adopted for accounting for exchange differences arising from translation of long term foreign currency monetary items recognized in financial statements for the period ending immediately before the beginning of the first Ind AS financial reporting period as per the previous GAAP, pursuant to para 46A/46AA and D13AA of Ind AS 101, ‘First time adoption of Indian Accounting Standards’. Accordingly, the exchange differences arising on translation/settlement of long term foreign currency monetary items pertaining to the acquisition of a depreciable asset have been adjusted to the cost of the asset and are depreciated over the remaining life of the asset.

### **d) Capital Work in Progress**

- i) Expenditure incurred on assets under construction (including a project) is carried at cost under Capital Work in Progress. Such costs comprises purchase price of asset including import duties and non-refundable taxes after deducting trade discounts and rebates and costs that are directly attributable to bringing the asset to the location and condition necessary for it to be capable of operating in the manner intended by management.
- ii) Cost directly attributable to projects under construction include costs of employee benefits, expenditure in relation to survey and investigation activities of the projects, cost of site preparation, initial delivery and handling charges, installation and assembly costs, professional fees, expenditure on maintenance and up-gradation etc. of common public facilities, depreciation on assets used in construction of project, interest during construction and other costs if attributable to construction of projects. Such costs are accumulated under “Capital works in progress” and subsequently allocated on systematic basis over major assets, other than land and infrastructure facilities, on commissioning of projects.
- iii) Capital Expenditure incurred for creation of facilities, over which the Group does not have control but the creation of which is essential principally for construction of the project is capitalized and carried under “Capital work in progress” and subsequently allocated on systematic basis over major assets, other than land and infrastructure facilities, on commissioning of projects, keeping in view the “attributability” and the “Unit of Measure” concepts in Ind AS 16- “Property, Plant & Equipment”. Expenditure of such nature incurred after completion of the project, is charged to Statement of Profit and Loss.

### **e) Intangible Assets**

- i) Intangible assets acquired separately are measured on initial recognition at cost. After initial recognition, intangible assets are carried at cost less any accumulated amortisation and accumulated impairment losses.
- ii) Software (not being an integral part of the related hardware) acquired for internal use, is stated at cost of acquisition less accumulated amortisation and impairment losses, if any.
- iii) An item of Intangible asset is derecognised upon disposal or when no future economic benefits are expected from its use or disposal. Gains or losses arising from derecognition of an intangible asset are measured as the difference between the net disposal proceeds and the carrying amount of the asset and are recognised in the Statement of Profit and Loss when the asset is derecognised.

### **f) Leases**

The Group assesses whether a contract contains a lease, at inception of a contract. A contract is, or contains, a lease if the contract conveys the right to control the use of an identified asset for a period of time in exchange for consideration. To assess whether a contract conveys the right to control the use of an identified asset, the Group assesses whether: (i) the contract involves the use of an identified asset (ii) the Group has substantially all of the economic benefits from use of the asset through the period of the lease and (iii) the Group has the right to direct the use of the asset.

**NOTES TO THE CONSOLIDATED FINANCIAL STATEMENTS FOR THE YEAR ENDED 31ST MARCH, 2020**

The Group applies the short-term lease recognition exemption to its short-term leases (i.e., those leases that have a lease term of 12 months or less from the commencement date and do not contain a purchase option). It also applies the lease of low-value assets recognition exemption to leases that are considered to be low value. Lease payments on short-term leases and leases of low-value assets are recognised as expense on a straight-line basis over the lease term.

**g) Mining Assets****i) Exploration and Evaluation Assets**

Upon obtaining the legal rights to explore a specific area but before the technical feasibility and commercial viability of extracting a mineral resource are demonstrable, the expenditure incurred on finding specific mineral resources are capitalised as Exploration and Evaluation Assets. These expenditure include expenses on acquisition of rights to explore; topographical, geological, geochemical and geophysical studies; exploratory drilling; trenching; sampling; activities in relation to evaluating the technical feasibility and commercial viability of extracting a mineral resource and such other related expenses. When the technical feasibility and commercial viability of extracting a mineral resource are demonstrated, the Exploration and Evaluation Assets are reclassified as part of the right to mine.

At the initial recognition the Exploration and Evaluation Assets are measured at cost. After recognition, the Group continues to use the cost model.

Exploration and Evaluation Assets are assessed for impairment when facts and circumstances suggest that the carrying amount of such assets may exceed its recoverable amount.

After the reclassification of the Exploration and Evaluation Assets as part of the Right to Mine, the cost is then amortised over the remaining useful life of the mining rights.

**ii) Stripping Activity**

During the development phase of the mine (before production begins), stripping costs are capitalised as part of the cost of right to mine.

During the production phase, two benefits accrue from the stripping activity: usable ore that can be used to produce inventory and improved access to further quantities of material that will be mined in future periods.

To the extent that the benefit from the stripping activity is realised in the form of inventory produced, the costs of that stripping overburden removal activity is accounted for in accordance with the principles of Ind AS 2, Inventories.

To the extent the benefit is improved access to ore, these costs are recognised as Stripping Activity Asset, if the following criteria are met:-

- it is probable that the future economic benefit (improved access to the ore body) associated with the stripping activity will flow;
- the component of the ore body for which access has been improved can be identified; and
- the costs relating to the stripping activity associated with that component can be measured reliably.

The Stripping Cost capitalised during the development phase or during the production phase is amortised using the units or production method.

In accordance with Ind AS 101 First Time Adoption of Ind AS, the previously recognised asset balance that resulted from stripping activity undertaken during the production phase ('predecessor stripping asset' classified as Iron Ore Mines under Intangible Assets) is reclassified as a part of an existing asset i.e Right to Mine to which the stripping activity relates, to the extent that there remains an identifiable component of the ore body with which the predecessor stripping asset can be associated. Such balances will be amortised over the remaining expected useful life of the Right to Mine.

**h) Revenue recognition**

Revenue is recognised upon transfer of control of promised goods to customers in an amount that reflects the consideration which the Group expects to receive in exchange for those products.

Revenue is measured based on the transaction price, which is the consideration, adjusted for discounts, price concessions and incentives, if any, as specified in the contract with the customer. Revenue also excludes taxes collected from customers.



## **NOTES TO THE CONSOLIDATED FINANCIAL STATEMENTS FOR THE YEAR ENDED 31ST MARCH, 2020**

- i) Revenue from sales of goods is recognised on output basis measured by units delivered, number of transactions etc.
- ii) Revenue from sales of goods is recognised at the point in time when control is transferred to the customer which coincides with the performance obligation under the contract with the customer.

### Interest income

Interest income is recognised using the effective interest rate (EIR) method.

### Dividends

Revenue is recognised when the Group's right to receive payment is established, which is generally when shareholders approve the dividend.

### Rendering of services

Income from services rendered is recognised based on agreements/arrangements with the customers as the service is performed and there are no unfulfilled obligations.

### **i) Depreciation on Property, Plant & Equipment and Amortization of Intangible Assets**

- i) Depreciation on Property, Plant & Equipment is provided on Straight Line Method based on estimated useful life of the assets which is same as envisaged in schedule II of the Companies Act, 2013 with the exception of the following:
  - spares classified as plant and equipment are depreciated over 3 to 15 years based on the technical evaluation of useful life done by the management.
  - assets costing ₹5,000 or less are fully depreciated in the year of purchase.
- ii) Depreciation on additions to /deductions from Property, Plant & Equipment during the year is charged on pro-rata basis from / up to the date on which the asset is available for use / disposal.
- iii) The residual values, useful lives and method of depreciation of property, plant and equipment is reviewed at each financial year end and adjusted prospectively, if appropriate.
- iv) Where the life and / or efficiency of an asset is increased due to renovation and modernization, the expenditure thereon along with its unamortized depreciable amount is charged prospectively over the revised / remaining useful life determined by technical assessment.
- v) Spares parts procured along with the Plant & Machinery or subsequently which are capitalized and added in the carrying amount of such item are depreciated over the residual useful life of the related plant and machinery or their useful life whichever is lower.
- vi) Leasehold land is amortised annually on the basis of tenure of lease period. Freehold land is not depreciated.
- vii) Expenditure incurred on Right to Mine are amortised over useful life of the mines or lease period whichever is shorter.
- viii) Intangible assets having finite-life are amortised on a straight line basis over the period of their expected useful lives and indefinite lives intangible assets are not amortised but are tested for impairment.

### **j) Inventories :**

- i) Inventories are valued at lower of cost and net realizable value, after providing for obsolescences, if any.
- ii) Cost of Raw Materials, Stores & Spares, Work in Progress, Finished Goods and Stock-in-Trade are computed on Moving Average basis.
- iii) Cost of Work in Progress and Finished Goods includes direct materials, labour, conversion and proportion of manufacturing overheads incurred in bringing the inventories to their present location and condition.
- iv) The cost is determined using moving average cost formula and net realizable value is the estimated selling price in the ordinary course of business, less the estimated costs necessary to make the sale.

### **k) Borrowing Cost**

Borrowing costs directly attributable to the acquisition, construction or production of an asset that necessarily takes

**NOTES TO THE CONSOLIDATED FINANCIAL STATEMENTS FOR THE YEAR ENDED 31ST MARCH, 2020**

a substantial period of time to get ready for its intended use or sale are capitalised as part of the cost of the asset. All other borrowing costs are expensed in the period in which they occur. Borrowing costs consist of interest and other costs that the Group incurs in connection with the borrowing of funds. Borrowing cost also includes exchange differences to the extent regarded as an adjustment to the borrowing costs.

**l) Income Taxes**

Income tax expense represents the sum of current and deferred tax. Tax is recognised in the Statement of Profit and Loss, except to the extent that it relates to items recognised directly in equity or other comprehensive income. In which case the tax is also recognised directly in equity or in other comprehensive income.

## i) Current tax

Current tax assets and liabilities are measured at the amount expected to be recovered from or paid to the taxation authorities, based on tax rates and laws that are enacted or substantively enacted at the Balance sheet date.

## ii) Deferred tax

Deferred tax is recognised on temporary differences between the carrying amounts of assets and liabilities in the financial statements and the corresponding tax bases used in the computation of taxable profit.

Deferred tax liabilities and assets are measured at the tax rates that are expected to apply in the period in which the liability is settled or the asset realised, based on tax rates (and tax laws) that have been enacted or substantively enacted by the end of the reporting period. The carrying amount of Deferred tax liabilities and assets are reviewed at the end of each reporting period.

**m) Foreign Currency Transactions**

i) Transactions in foreign currency are initially recorded at exchange rate prevailing on the date of transaction. At each Balance Sheet date, monetary items denominated in foreign currency are translated at the exchange rates prevailing on that date.

ii) Exchange differences arising on translation or settlement of monetary items are recognised as income or expenses in the period in which they arise in the Statement of Profit and loss.

**n) Employee Benefits Expense**

## Short Term Employee Benefits

The undiscounted amount of short term employee benefits expected to be paid in exchange for the services rendered by employees are recognised as an expense during the period when the employees render the services.

## Post-Employment Benefits

## Defined Contribution Plans

A defined contribution plan is a post-employment benefit plan under which the Group pays specified contributions to a separate entity. The Group makes specified monthly contributions towards Provident Fund and Contributory Pension Fund. The Group's contribution is recognised as an expense in the Statement of Profit and Loss during the period in which the employee renders the related service.

## Defined Benefits Plans

The cost of the defined benefit plan and other post-employment benefits and the present value of such obligation are determined using actuarial valuations. An actuarial valuation involves making various assumptions that may differ from actual developments in the future. These include the determination of the discount rate, future salary increases, mortality rates and future pension increases. Due to the complexities involved in the valuation and its long-term nature, a defined benefit obligation is highly sensitive to changes in these assumptions. All assumptions are reviewed at each reporting date.

The Group has recognized the gratuity payable to the employees as per the Payment of Gratuity Act, 1972 and Leave Encashment Benefits as defined benefit plans. The liability in respect of these benefits is calculated using the Projected Unit Credit Method and spread over the period during which the benefit is expected to be derived from employees' services.

Re-measurement of defined benefit plans in respect of post-employment are charged to the Other Comprehensive Income.

## **NOTES TO THE CONSOLIDATED FINANCIAL STATEMENTS FOR THE YEAR ENDED 31ST MARCH, 2020**

### **o) Provisions, Contingent Liabilities and Contingent Assets**

Provisions are recognised when the Group has a present legal or constructive obligation as a result of a past event and it is probable that an outflow of resources embodying economic benefits will be required to settle the obligation and a reliable estimate can be made of the amount of the obligation. Such provisions are determined based on management estimate of the amount required to settle the obligation at the balance sheet date. When the Group expects some or all of a provision to be reimbursed, the reimbursement is recognised as a consolidated asset only when the reimbursement is virtually certain.

If the effect of the time value of money is material, provisions are discounted using a current pre-tax rate that reflects when appropriate, the risks specific to the liability. When discounting is used, the increase in the provision due to the passage of time is recognised as a finance cost.

Contingent liabilities are disclosed on the basis of judgment of management. These are reviewed at each balance sheet date and are adjusted to reflect the current management estimate.

Contingent assets are not recognized but are disclosed in the financial statements when inflow of economic benefits is probable.

### **p) Impairment of non-financial assets - property, plant and equipment and intangible assets**

The Group assesses at each reporting date as to whether there is any indication that any property, plant and equipment and intangible assets or group of assets, called cash generating units (CGU) may be impaired. If any such indication exists the recoverable amount of an asset or CGU is estimated to determine the extent of impairment, if any. When it is not possible to estimate the recoverable amount of an individual asset, the Group estimates the recoverable amount of the CGU to which the asset belongs.

An impairment loss is recognised in the Statement of Profit and Loss to the extent, asset's carrying amount exceeds its recoverable amount. The recoverable amount is higher of an asset's fair value less cost of disposal and value in use. Value in use is based on the estimated future cash flows, discounted to their present value using pre-tax discount rate that reflects current market assessments of the time value of money and risk specific to the assets.

The impairment loss recognised in prior accounting period is reversed if there has been a change in the estimate of recoverable amount.

### **q) Share capital and share premium**

Ordinary shares are classified as equity. Incremental costs directly attributable to the issue of new shares are shown in equity as a deduction, net of tax, from the proceeds.

Par value of the equity share is recorded as share capital and the amount received in excess of the par value is classified as share premium.

Treasury shares held in the Trust are deducted from the equity.

### **r) Financial Instruments**

#### **i) Financial Assets**

##### **A. Initial recognition and measurement**

All financial assets and liabilities are initially recognized at fair value. Transaction costs that are directly attributable to the acquisition or issue of financial assets and financial liabilities, which are not at fair value through profit or loss, are adjusted to the fair value on initial recognition. Purchase and sale of financial assets are recognised using trade date accounting.

##### **B. Subsequent measurement**

Financial assets carried at amortised cost

A financial asset is measured at amortised cost if it is held within a business model whose objective is to hold the asset in order to collect contractual cash flows and the contractual terms of the financial asset give rise on specified dates to cash flows that are solely payments of principal and interest on the principal amount outstanding.

Financial assets at fair value through other comprehensive income (FVTOCI)

A financial asset is measured at FVTOCI if it is held within a business model whose objective is achieved by

**NOTES TO THE CONSOLIDATED FINANCIAL STATEMENTS FOR THE YEAR ENDED 31ST MARCH, 2020**

both collecting contractual cash flows and selling financial assets and the contractual terms of the financial asset give rise on specified dates to cash flows that are solely payments of principal and interest on the principal amount outstanding.

Financial assets at fair value through profit or loss (FVTPL)

A financial asset not classified as either amortised cost or FVOCI, is classified as FVTPL.

**C. Other Investments**

Other investments are measured at fair value through Other Comprehensive Income with value changes recognised therein.

**D. Impairment of financial assets**

In accordance with Ind AS 109, the Group uses 'Expected Credit Loss' (ECL) model, for evaluating impairment of financial assets other than those measured at fair value through OCI.

Expected credit losses are measured through a loss allowance at an amount equal to:

- The 12-months expected credit losses (expected credit losses that result from those default events on the financial instrument that are possible within 12 months after the reporting date); or
- Full lifetime expected credit losses (expected credit losses that result from all possible default events over the life of the financial instrument).

For trade receivables Group applies 'simplified approach' which requires expected lifetime losses to be recognised from initial recognition of the receivables. The Group uses historical default rates to determine impairment loss on the portfolio of trade receivables. At every reporting date these historical default rates are reviewed and changes in the forward looking estimates are analysed.

## ii) Financial Liabilities

## A. Initial recognition and measurement

All financial liabilities are recognized at fair value and in case of loans, net of directly attributable cost. Fees of recurring nature are directly recognised in the Statement of Profit and Loss as finance cost.

## B. Subsequent measurement

Financial liabilities are carried at amortized cost using the effective interest method. For trade and other payables maturing within one year from the balance sheet date, the carrying amounts approximate fair value due to the short maturity of these instruments.

## iii) Derivative financial instruments

The Group uses derivative financial instruments such as interest rate swaps and forward contracts to mitigate the risk of changes in interest rates and exchange rates. Such derivative financial instruments are initially recognised at fair value on the date on which a derivative contract is entered into and are also subsequently measured at fair value. Derivatives are carried as financial assets when the fair value is positive and as financial liabilities when the fair value is negative.

Any gains or losses arising from changes in the fair value of derivatives are taken directly to Statement of Profit and Loss.

## iv) Derecognition of financial instruments

The Group derecognizes a financial asset when the contractual rights to the cash flows from the financial asset expire or it transfers the financial asset and the transfer qualifies for derecognition under Ind AS 109. A financial liability (or a part of a financial liability) is derecognized from the Group's Balance Sheet when the obligation specified in the contract is discharged or cancelled or expires.

**s) Earnings Per Share**

Basic earnings per share are calculated by dividing the net profit or loss for the period attributable to equity shareholders by weighted average number of equity shares outstanding during the period. The weighted average number of equity shares outstanding during the period are adjusted for events of bonus issue; bonus element in a right issue to existing shareholders.

## **NOTES TO THE CONSOLIDATED FINANCIAL STATEMENTS FOR THE YEAR ENDED 31ST MARCH, 2020**

For the purpose of calculating diluted earnings per share, the net profit or loss for the year attributable to equity shareholders and the weighted average number of shares outstanding during the year are adjusted for the effects of all dilutive potential equity shares.

### **t) Dividend Distribution**

Dividend distribution to the Group's shareholders is recognised as a liability in the Group's financial statements in the period in which the dividends are approved by the Group's shareholders.

### **u) Statement of Cash Flows**

#### **i) Cash and Cash equivalents**

For the purpose of presentation in the statement of cash flows, cash and cash equivalents includes cash on hand, stamp in hand, other short-term, highly liquid investments with original maturities of three months or less that are readily convertible to known amounts of cash and which are subject to an insignificant risk of changes in value.

#### **ii) Statement of Cash Flows is prepared in accordance with the Indirect Method prescribed in the relevant Accounting Standard.**

### **v) Segment Reporting Policies**

Identification of segments :

The Chief Operational Decision Maker monitors the operating results of its business Segments separately for the purpose of making decisions about resource allocation and performance assessment. Segment performance is evaluated based on profit and loss and is measured consistently with profit and loss in the financial statements. The Operating segments have been identified on the basis of the nature of products.

Inter segment Transfers :

The Group generally accounts for inter-segment sales and transfers as if the sales or transfers were to third parties at current market prices.

Allocation of common costs:

Common allocable costs are allocated to each segment according to the relative contribution of each segment to the total common costs.

Unallocated items :

The Corporate and Other segment includes general corporate income and expense items which are not allocated to any business segment.

### **w) Business Combination**

Business combinations are accounted for using the acquisition accounting method as at the date of acquisition, which is the date at which control is transferred to the Group. The consideration transferred in the acquisition and the identifiable assets acquired and liabilities assumed are recognised at fair values on their acquisition date. Goodwill is initially measured at cost, being the excess of the aggregate of the consideration transferred and the amount recognised for non-controlling interests, and any previous interest held, over the net identifiable assets acquired and liabilities assumed. The Group recognises any non-controlling interest in the acquired entity on an acquisition-by-acquisition basis either at fair value or at the non-controlling interest's proportionate share of the acquired entity's net identifiable assets. Consideration transferred does not include amounts related to settlement of pre-existing relationships. Such amounts are recognised in the Statement of Profit and Loss.

## **2.4 KEY ACCOUNTING ESTIMATES AND JUDGEMENTS**

The preparation of the Group's financial statements requires management to make judgement, estimates and assumptions that affect the reported amount of revenue, expenses, assets and liabilities and the accompanying disclosures. Uncertainty about these assumptions and estimates could result in outcomes that require a material adjustment to the carrying amount of assets or liabilities affected in future periods.

### **a) Depreciation / amortisation and useful lives of property plant and equipment / intangible assets**

Property, plant and equipment / intangible assets are depreciated / amortised over their estimated useful lives, after taking into account estimated residual value. The estimated useful lives and residual values of the assets are reviewed annually in order to determine the amount of depreciation / amortisation to be recorded during any reporting period.

The useful lives and residual values are based on the Group's historical experience with similar assets and take into

**NOTES TO THE CONSOLIDATED FINANCIAL STATEMENTS FOR THE YEAR ENDED 31ST MARCH, 2020**

account anticipated technological changes and other related matters. The depreciation / amortisation for future periods is revised if there are significant changes from previous estimates.

**b) Recoverability of trade receivable**

Judgements are required in assessing the recoverability of overdue trade receivables and determining whether a provision against those receivables is required. Factors considered include the period of overdues, the amount and timing of anticipated future payments and the probability of default.

**c) Provisions**

Provisions and liabilities are recognized in the period when it becomes probable that there will be a future outflow of resources resulting from past operations or events and the amount of cash outflow can be reliably estimated. The timing of recognition and quantification of the liability requires the application of judgement to existing facts and circumstances. The carrying amounts of provisions and liabilities are reviewed regularly and revised to take account of changing facts and circumstances.

**d) Impairment of non-financial assets**

The Group assesses at each reporting date whether there is an indication that an asset may be impaired. If any indication exists, the Group estimates the asset's recoverable amount. An asset's recoverable amount is the higher of an asset's or Cash Generating Units (CGU's) fair value less costs of disposal and its value in use. It is determined for an individual asset, unless the asset does not generate cash inflows that are largely independent of those from other assets or a groups of assets. Where the carrying amount of an asset or CGU exceeds its recoverable amount, the asset is considered impaired and is written down to its recoverable amount.

In assessing value in use, the estimated future cash flows are discounted to their present value using pre-tax discount rate that reflects current market assessments of the time value of money and the risks specific to the asset. In determining fair value less costs of disposal, recent market transactions are taken into account, if no such transactions can be identified, an appropriate valuation model is used.

**e) Measurement of defined benefit obligations**

The measurement of defined benefit and other post-employment benefits obligations are determined using actuarial valuations. An actuarial valuation involves making various assumptions that may differ from actual developments in the future. These include the determination of the discount rate, future salary increases, mortality rates and future pension increases. Due to the complexities involved in the valuation and its long-term nature, a defined benefit obligation is highly sensitive to changes in these assumptions. All assumptions are reviewed at each reporting date.

**2.5 NEW AND AMENDED STANDARDS**

During the year Ind AS 116 made effective from 01.04.2019 and several other amendments apply for the first time for the year ended 31.03.2020, but do not have an impact on the consolidated financial statements of the Group. The Group has not early adopted any standards, amendments that have been issued but are not yet effective/notified.

**2.6 RECENT ACCOUNTING DEVELOPMENTS**

Ministry of Corporate Affairs ("MCA") notifies new standards or amendments to the existing standards. There is no such notification which would have been applicable from April 1, 2020.



**NOTES TO THE CONSOLIDATED FINANCIAL STATEMENTS FOR THE YEAR ENDED 31ST MARCH, 2020**

**3. PROPERTY, PLANT AND EQUIPMENT**

	Freehold Land	Leasehold Land	Site & Land Development	Factory Shed & Building	Plant & Machinery	Furniture & Fixtures	Vehicles	Total
Gross Block								
Carrying Value								
At 1 April 2018	5,463.08	351.69	6,501.12	26,387.30	208,186.02	640.14	717.51	248,246.86
Additions	151.35	320.47	-	4,567.92	6,484.61	8.13	196.99	11,729.47
On account of consolidation	58.71	-	-	-	-	-	-	58.71
Disposals	3.09	-	-	-	1,123.41	-	72.71	1,199.21
Other adjustments	-	-	-	-	-	-	-	-
- Borrowing costs	-	-	-	619.37	-	-	-	619.37
At 31 March, 2019	5,670.05	672.16	6,501.12	31,574.59	213,547.21	648.28	841.80	259,455.21
Additions	282.66	-	-	2,411.59	13,043.73	13.36	103.18	15,854.52
On account of consolidation	-	-	-	-	-	-	-	-
Disposals	29.76	-	-	-	186.69	1.61	90.44	308.49
At 31 March, 2020	5,922.96	672.16	6,501.12	33,986.18	226,404.26	660.02	854.53	275,001.23
Depreciation								
At 1 April 2018	-	7.43	-	4,432.42	29,522.48	254.67	262.19	34,479.19
Charge for the year	-	5.78	-	1,262.52	10,719.42	76.19	106.84	12,170.74
(Disposals)/Adjustment	-	-	-	-	474.27	-	35.77	510.04
At 31 March, 2019	-	13.21	-	5,694.94	39,767.63	330.86	333.26	46,139.90
Charge for the year	-	5.90	-	1,329.58	11,080.84	67.29	115.01	12,598.62
(Disposals)/Adjustment	-	-	-	-	114.70	1.03	83.54	199.27
At 31 March, 2020	-	19.11	-	7,024.53	50,733.76	397.12	364.73	58,539.25
<b>Net Block</b>								
At 31 March, 2019	5,670.05	658.95	6,501.12	25,879.65	173,779.58	317.42	508.54	213,315.31
At 31 March, 2020	5,922.96	653.05	6,501.12	26,961.66	175,670.50	262.90	489.80	216,461.99

**NOTES TO THE CONSOLIDATED FINANCIAL STATEMENTS FOR THE YEAR ENDED 31ST MARCH, 2020****4. OTHER INTANGIBLE ASSETS**

(₹ in lacs)

	Computer software	Right to Mine	Know How	Total
Gross Block				
Carrying Value				
At 1 April 2018	989.19	13,534.55	400.00	14,923.73
Purchase/additions	–	–	–	–
At 31 March, 2019	989.19	13,534.55	400.00	14,923.73
Purchase/additions	–	–	–	–
At 31 March, 2020	989.19	13,534.55	400.00	14,923.73
Amortization				
At 1 April 2018	191.83	1,907.39	150.00	2,249.22
Charge for the year	118.15	946.20	50.00	1,114.35
At 31 March, 2019	309.98	2,853.59	200.00	3,363.57
Charge for the year	94.99	946.20	50.00	1,091.19
At 31 March, 2020	404.96	3,799.79	250.00	4,454.76
Net Block				
At 31 March, 2019	679.21	10,680.96	200.00	11,560.17
At 31 March, 2020	584.22	9,734.75	150.00	10,468.98

**5 INVESTMENTS**

(₹ in lacs)

Particulars	As at 31.03.2020	As at 31.03.2019
Trade investments		
Investment in associates and joint ventures		
Investments accounted for using the equity method		
Investment in associates		
Unquoted Equity Instruments	10,168.43	10,614.59
Investment in joint ventures		
Unquoted Equity Instruments	989.41	1,030.88
	11,157.84	11,645.47

**6 OTHER INVESTMENTS**

(₹ in lacs)

	As at 31.03.2020	As at 31.03.2019
Carried at Fair Value through OCI		
Investments in Unquoted Equity Instruments	612.88	967.44
Investments in Unquoted Preference Instruments	516.00	516.00
Investment in mutual fund, fully Paid up (quoted)	60.99	74.58
	1,189.87	1,558.01

## NOTES TO THE CONSOLIDATED FINANCIAL STATEMENTS FOR THE YEAR ENDED 31ST MARCH, 2020

### 7 OTHER ASSETS (UNSECURED, CONSIDERED GOOD)

(₹ in lacs)

	Non-Current		Current	
	As at 31.03.2020	As at 31.03.2019	As at 31.03.2020	As at 31.03.2019
Advances for capital goods	229.15	303.97		
Advances other than capital advances				
Advance to Vendors			10,701.58	12,346.33
Prepaid expenses			150.19	58.23
Balance with statutory/govt. authorities			4,257.25	2,603.14
<b>Interest accrued on fixed deposit</b>			<b>60.72</b>	<b>78.09</b>
<b>Security deposit with govt. &amp; others</b>	<b>1,576.62</b>	<b>1,204.49</b>	<b>–</b>	<b>446.91</b>
<b>Total</b>	<b>1,805.77</b>	<b>1,508.46</b>	<b>15,169.73</b>	<b>15,532.71</b>

### 8 INVENTORIES (VALUED AT LOWER OF COST AND NET REALIZABLE VALUE)

(₹ in lacs)

	As at 31.03.2020	As at 31.03.2019
Raw Materials and components	33,854.68	36,486.78
Work-in-progress	1,819.75	4,911.41
Finished goods & by-products	8,274.00	9,480.75
Stock-in-trade	909.64	1,102.36
Stores & spares	10,882.10	9,661.65
	<b>55,740.16</b>	<b>61,642.95</b>

### 9 TRADE RECEIVABLES

(₹ in lacs)

	As at 31.03.2020	As at 31.03.2019
Trade receivables considered good - Unsecured	17,678.11	14,902.16
Trade Receivables which have significant increase in Credit Risk	83.42	356.21
Trade Receivables - credit impaired	–	124.77
	<b>17,761.52</b>	<b>15,383.14</b>
Less: Provision for doubtful receivables	83.42	480.98
	<b>17,678.11</b>	<b>14,902.16</b>

**NOTES TO THE CONSOLIDATED FINANCIAL STATEMENTS FOR THE YEAR ENDED 31ST MARCH, 2020****10. BANK, CASH AND CASH EQUIVALENTS**

(₹ in lacs)

	As at 31.03.2020	As at 31.03.2019
Cash and cash equivalents		
Balances with banks:		
On current accounts	217.50	154.66
Deposits with original maturity of less than three months	-	63.57
Stamp in hand	1.23	1.23
Cash on hand	6.36	11.96
	225.09	231.43
Other bank balances		
Unpaid dividend account	7.74	12.27
Deposits with original maturity for more than 3 months but less than 12 months	2,663.19	3,641.94
	2,670.93	3,654.21
	2,896.02	3,885.64

**11. OTHER - FINANCIAL ASSETS (CONSIDERED GOOD-UNSECURED)**

(₹ in lacs)

	Current	
	As at 31.03.2020	As at 31.03.2019
Claim receivable	-	512.85
Other receivable	1,783.58	1,783.58
<b>Total</b>	<b>1,783.58</b>	<b>2,296.43</b>

**12. Equity Share capital**

(₹ in lacs)

	As at 31.03.2020	As at 31.03.2019
<b>Authorised</b>		
49800000 (31st March, 2019: 49800000) equity shares of ₹10/- each	4,980.00	4,980.00
Issued, subscribed and fully paid-up 35236247 (31st March, 2019: 35236247) equity shares of ₹10/- each fully paid-up	3,411.12	3,411.12

**a. Reconciliation of the equity shares outstanding at the beginning and at the end of the reporting period**

	As at 31.03.2020		As at 31.03.2019	
	No.	(₹ in lacs)	No.	(₹ in lacs)
At the beginning of the period	35,236,247	*3411.12	35,236,247	*3411.12
Issued during the period	-	-	-	-
Outstanding at the end of the period	35,236,247	3,411.12	35,236,247	3,411.12

\* Value of Treasury shares (1125000 nos.) held in the trust are deducted from the equity share capital.

**b. Terms/rights attached to equity shares**

The company has only one class of equity shares having a par value of ₹10/- per share. Each holder of equity shares is entitled to one vote per share. The company declares and pays dividends in Indian rupees. The dividend proposed by the

## NOTES TO THE CONSOLIDATED FINANCIAL STATEMENTS FOR THE YEAR ENDED 31ST MARCH, 2020

Board of Directors is subject to the approval of the shareholders in the ensuing Annual General Meeting.

In the event of liquidation of the company, the holders of the equity shares will be entitled to receive remaining assets of the company, after distribution of all preferential amounts. The distribution will be in proportion to the number of equity shares held by the shareholders.

### c. Shares held by Associate company

Out of equity shares issued by the company, shares held by its associate company are as below:

Particulars	As at 31.03.2020	As at 31.03.2019
Equity shares of ₹10/- each fully paid		
1200000 (1200000) nos. of shares held by Hira Ferro Alloys Ltd.	120.00	120.00
	120.00	120.00

### d. Details of shareholders holding more than 5% shares in the company:

	As at 31.03.2020		As at 31.03.2019	
	No.	% of holding in the class	No.	% of holding in the class
Equity shares of ₹10/- each fully paid				
Hira Infra-tek Limited	1,790,652	5.08	1,790,652	5.08
Dinesh Agrawal	1,846,347	5.24	1,846,347	5.24
B.L. Agrawal (HUF)	2,738,932	7.77	2,738,932	7.77
Vinay Agrawal	1,875,466	5.32	1,875,466	5.32
Kumar Agrawal	2,460,678	6.98	2,460,678	6.98
	<b>10,712,075</b>	<b>30.39</b>	<b>10,712,075</b>	<b>30.39</b>

e. Apart from authorised equity share capital, the company is also having authorised preference share capital consisting 3200000 preference shares of ₹10/-each as on 31.03.2020 and 31.03.2019.

## 13 BORROWINGS

(₹ in lacs)

Particulars	Non-current portion		Current maturities	
	As at 31.03.2020	As at 31.03.2019	As at 31.03.2020	As at 31.03.2019
Debentures				
0 (31 March,2019: 200) B Series 12.75% Redeemable Non -Convertible Debentures of ₹1,000,000/- each (secured)	–	1,728.00	–	141.00
0 (31 March,2019: 150) C Series 12.90% Redeemable Non -Convertible Debentures of ₹1,000,000/- each (secured)	–	1,251.00	–	99.00
Term Loans				
Secured loan from bank	146,391.05	161,331.10	7,171.17	10,070.19
Other loans and advances				
Other loans from bank and financial institution(secured)	57.48	–	14.26	4.92
	146,448.53	164,310.10	7,185.43	10,315.11
The above amount includes				
Secured borrowings	146,448.53	164,310.10	7,185.43	10,315.11
Unsecured borrowings	–	–	–	–
Amount disclosed under the head				
“other financial liabilities” (refer note 19)			(7,185.43)	(10,315.11)
Net amount	146,448.53	164,310.10	–	–

**NOTES TO THE CONSOLIDATED FINANCIAL STATEMENTS FOR THE YEAR ENDED 31ST MARCH, 2020****14 PROVISIONS**

(₹ in lacs)

	Non-Current		Current	
	As at 31.03.2020	As at 31.03.2019	As at 31.03.2020	As at 31.03.2019
Provision for Employee Benefits	1,359.62	1,024.16	81.35	76.13
	1,359.62	1,024.16	81.35	76.13

**15 DEFERRED TAX LIABILITIES (NET)**

(₹ in lacs)

	As at 31.03.2020	As at 31.03.2019
Deferred Tax (Assets)/Liabilities		
Temporary differences on account of PPE & Other intangible assets	27,381.13	24,946.99
Temporary differences on account of fair valuation of Investments	(93.56)	10.63
Temporary differences on account of Employee Benefits	(491.57)	(349.29)
Unused MAT Credit	(16,854.27)	(19,322.21)
Others	(5,459.62)	(5,204.92)
Net deferred tax (assets)/ liabilities	4,482.10	81.20
RECONCILIATION OF DEFERRED TAX (ASSETS)/LIABILITIES (NET)		
Deferred Tax (Assets)/Liabilities		
Deferred tax liability / (assets) at the beginning of the year	81.20	(6,549.13)
Deferred tax liability / (assets) during the year on account of timing difference	1,678.27	27,491.73
Recognition/(utilization) of unrecognized tax losses	254.70	(13,391.08)
MAT Credit utilized/(arised)	2,467.93	(7,470.32)
DEFERRED TAX LIABILITIES / (ASSETS) AT THE END OF THE YEAR	4,482.10	81.20

**16 OTHER NON-CURRENT LIABILITIES**

(₹ in lacs)

	As at 31.03.2020	As at 31.03.2019
Retention money payable	206.69	159.68
	206.69	159.68

**17 BORROWINGS**

(₹ in lacs)

	As at 31.03.2020	As at 31.03.2019
Cash Credit facility from banks (secured)	15,870.58	13,776.42
Loans and advances from body corporate and others (unsecured)	168.17	154.38
The above amount includes	16,038.75	13,930.80
Secured borrowings	15,870.58	13,776.42
Unsecured borrowings	168.17	154.38



**NOTES TO THE CONSOLIDATED FINANCIAL STATEMENTS FOR THE YEAR ENDED 31ST MARCH, 2020****18 TRADE PAYABLE**

(₹ in lacs)

	As at 31.03.2020	As at 31.03.2019
Trade payables		
- total outstanding dues of micro enterprises and small enterprises	27.62	22.16
- total outstanding dues of creditors other than micro enterprises and small enterprises	17,797.53	20,274.62
	17,825.15	20,296.78

**19 OTHER FINANCIAL LIABILITIES**

(₹ in lacs)

	As at 31.03.2020	As at 31.03.2019
Current maturities of long-term borrowings (secured) (refer note-13)	7,185.43	10,315.11
Interest accrued but not due on borrowings	966.08	849.15
Investor Education and Protection Fund will be credited by following amounts (as and when due)		
Unpaid dividend	7.74	12.27
	8,159.26	11,176.53

**20 OTHER CURRENT LIABILITIES**

(₹ in lacs)

	As at 31.03.2020	As at 31.03.2019
Other Payable	2,797.93	3,329.59
Advances from Customer	377.40	753.24
Creditors for capital goods	118.05	24.62
	3,293.37	4,107.46

**21 REVENUE FROM OPERATIONS**

(₹ in lacs)

	2019-20	2018-19
<b>Revenue from operations</b>		
<b>Sale of products</b>		
Manufacturing Goods and By-Products	305,503.65	313,437.14
Electricity	9,934.70	9,217.13
Traded Goods	9,199.05	4,846.97
Others	1,715.45	1,748.65
Other operating revenue		
Scrap & Other sales	2,499.73	2,913.84
Revenue from operations	328,852.59	332,163.74

**NOTES TO THE CONSOLIDATED FINANCIAL STATEMENTS FOR THE YEAR ENDED 31ST MARCH, 2020****22 OTHER INCOME**

(₹ in lacs)

	2019-20	2018-19
Interest Income on		
Bank Deposits	104.33	180.42
Others	219.73	135.85
Profit on sale of non-current Investments	5.21	–
Profit on sale of property, plant and equipment	132.12	–
Other non-operating income (net of expenses directly attributable to such income)	4.06	266.91
	<b>465.45</b>	<b>583.18</b>

**23 COST OF RAW MATERIAL AND COMPONENTS CONSUMED**

(₹ in lacs)

	2019-20	2018-19
Inventory at the beginning of the year	36,486.78	25,842.64
Add: purchases	165,517.12	195,148.01
	<b>202,003.89</b>	<b>220,990.65</b>
Less : Inventory at the end of the year	33,854.68	36,486.78
Cost of raw material and components consumed	<b>168,149.22</b>	<b>184,503.87</b>

**24 (INCREASE)/DECREASE IN INVENTORIES**

(₹ in lacs)

	2019-20	2018-19	(Increase)/ Decrease
			2019-20
Inventories at the end of the year			
Finished goods and by-products	8,274.00	9,480.75	1,206.75
Work-in-progress	1,819.75	4,911.41	3,091.66
Traded goods	909.64	1,102.36	192.72
	<b>11,003.38</b>	<b>15,494.52</b>	<b>4,491.14</b>
Inventories at the beginning of the year			2018-19
Finished goods and by-products	9,480.75	7,222.84	(2,257.91)
Work-in-progress	4,911.41	1,411.04	(3,500.38)
Traded goods	1,102.36	2.29	(1,100.07)
	<b>15,494.52</b>	<b>8,636.17</b>	<b>(6,858.35)</b>
<b>Net (increase)/decrease in inventories</b>	<b>(4,491.14)</b>	<b>6,858.35</b>	

**25 EMPLOYEE BENEFITS EXPENSES**

(₹ in lacs)

	2019-20	2018-19
Salaries, wages and bonus	11,474.67	10,446.33
Contribution to provident and other fund	773.09	692.83
Gratuity Expense	189.25	158.99
Workmen and staff welfare expenses	604.75	456.96
	<b>13,041.76</b>	<b>11,755.11</b>

## NOTES TO THE CONSOLIDATED FINANCIAL STATEMENTS FOR THE YEAR ENDED 31ST MARCH, 2020

### 26 FINANCE COSTS

	(₹ in lacs)	
	2019-20	2018-19
Interest		
- on debentures	110.23	681.21
- on term loans	18,868.57	21,129.51
- on working capital	1,390.25	1,520.74
- on others	160.73	85.22
Bank charges	663.63	1,844.11
	<b>21,193.41</b>	<b>25,260.80</b>

### 27 DEPRECIATION AND AMORTIZATION EXPENSES

	(₹ in lacs)	
	2019-20	2018-19
Depreciation on property, plant and equipment	12,598.62	12,170.74
Amortization of intangible assets	1,091.19	1,114.35
	<b>13,689.81</b>	<b>13,285.09</b>

### 28 OTHER EXPENSES

	(₹ in lacs)	
	2019-20	2018-19
Consumption of stores and spares	13,838.57	11,901.68
Grid Parallel operation charges	200.82	442.30
Power & Fuel	23,916.18	22,497.16
Water Charges	360.60	328.82
Other manufacturing expenses	8,469.00	7,849.99
CDM Expenses	61.93	38.14
Rent	96.21	118.48
Rates and taxes	936.27	856.52
Insurance	288.76	139.55
Repairs and maintenance		
- Plant and machinery	1,588.05	1,164.68
- Buildings	457.60	309.79
- Others	264.46	301.59
Rebate, shortage claims & other deductions	1,836.80	2,748.82
Commission		
- Other than Sole selling agents	368.63	443.93
Provision/Allowances for credit loss on debtors	(272.79)	27.75
Travelling and conveyance	519.35	464.17
Communication expenses	114.33	122.92
Printing and stationery	41.91	39.10
Legal and professional fees	429.89	724.78
Directors' remuneration	939.84	726.60
Directors' sitting fees	24.86	20.50
Payment to Auditor	41.02	40.06

**NOTES TO THE CONSOLIDATED FINANCIAL STATEMENTS FOR THE YEAR ENDED 31ST MARCH, 2020**

	2019-20	2018-19
Freight and forwarding charges	13,593.65	5,155.83
Security service charges	496.45	447.93
Loss on sale of property, plant and equipment	–	19.62
Bad Debts written off	723.43	–
Advances no more recoverable written off	1,057.43	–
Corporate Social Responsibility	335.36	307.83
Miscellaneous expenses	1,208.93	736.69
	71,937.56	57,975.24

**29 EARNINGS PER SHARE (EPS)**

(₹ in lacs)

	2019-20	2018-19
Net profit/(loss) for the year as per the statement of profit and loss	17,723.65	26,066.35
Net profit/(loss) attributable to equity holders of the parents	16,677.51	25,211.12
Nominal Value of Equity Shares (₹)	10.00	10.00
Weighted average number of equity shares in calculating Basic EPS	35,236,247	35,236,247
Weighted average number of equity shares in calculating Diluted EPS	35,236,247	35,236,247
Basic & Diluted EPS		
- Basic earning per share	47.33	71.55
- Diluted earning per share	47.33	71.55

**30 CONTINGENT LIABILITIES AND CAPITAL COMMITMENTS ARE NOT PROVIDED FOR IN RESPECT OF :-**

- i) Counter Guarantees given to banks against Bank guarantees issued by the group Banker aggregate to ₹2962.19 lacs (Previous Year ₹2656.51 lacs.)
- ii) Disputed liability of ₹144.59 lacs (Previous Year ₹441.83 lacs) on account of Service Tax against which the company has preferred an appeal.
- iii) Disputed liability of ₹244.88 lacs (Previous Year ₹421.32 lacs) on account of CENVAT against which the company has preferred an appeal.
- iv) Disputed liability of ₹514.04 lacs (Previous ₹665.02 lacs) on account of Sales Tax against which the Group has preferred an appeal.
- v) Disputed liability of ₹6.27 lacs (Previous Year ₹45.62) on account of Income Tax against which the Group has preferred an appeal.
- vi) Disputed liability of ₹10 lacs (Previous Year ₹10 lacs) on account of Custom Duty against which the company has preferred an appeal.
- vii) Disputed energy development cess demanded by the Chief Electrical Inspector, Govt. of Chhattisgarh ₹5102.04 lacs (Previous Year ₹4664.39 lacs). The Hon'ble High Court of Chhattisgarh has held the levy of cess as unconstitutional vide its order dated 20th June, 2008. The State Govt. has filed a Special Leave Petition before Hon'ble Supreme Court, which is pending for final disposal.
- viii) Demand raised by NTPC Vidyut Vyapar Nigam Limited (NVVN) amounting to ₹31.10 Crores (Previous Year ₹17.84 Crores) on account of penalty towards minimum guaranteed generation under PPA up-to FY 2018-19. NVVN has withheld amount of ₹17.84 crores against their demand from the amount of sales receivable from them towards sale of electricity under PPA. The lower than minimum guaranteed generation of power is on account of lower DNI, grid failure on certain occasions and certain other issues. The Subsidiary Company had filed a petition before honourable CERC. CERC in its order directed the NVVN to calculate the penalty after taking into account the grid failure and giving consideration to some other points including actual amount of damages suffered by NVVN. However no relief was granted on account lower DNI. The NVVN has preferred an appeal against the order of CERC before the Appellate Authority towards relief granted by CERC to the Subsidiary Company. The Subsidiary Company has also preferred

## NOTES TO THE CONSOLIDATED FINANCIAL STATEMENTS FOR THE YEAR ENDED 31ST MARCH, 2020

an appeal before Appellate Authority against the CERC order to consider the lower DNI as 'force measure' and allow proportionate relief towards higher tariff on sale of electricity under PPA and also on account of loss of power generation on account of lower DNI for the purpose of calculation of minimum guaranteed generation under PPA for levying penalty. The Subsidiary Company has been legally advised that no liability is likely to accrue towards the minimum guaranteed generation on account of lower DNI and relief granted by CERC and accordingly no provision for penalty has been made in the accounts.

- ix) During the year the Subsidiary Company has won arbitration proceedings earlier initiated by the EPC Contractor for claim amounting to ₹92.95 Crores under the EPC Contract for setting up the Solar Power Plant in the year 2011 and accordingly dismissed the claims raised by the EPC Contractor. The honourable arbitrators has also given direction to the EPC Contractor for payment of cost of two years spares as contemplated in the contract to the tune of ₹2.31 crores within 30 days of the award. The EPC Contractor has so far not paid the amount of claim directed by the Arbitration Tribunal. As the net-worth of the EPC Contractor namely Lauren Jyoti Pvt Ltd, had become negative, the management of the Subsidiary Company decided not the pursue the claim, the same is unlikely to be paid by the EPC Contractor and is of the view that the aforesaid amount is not recoverable and hence not accounted for. Further, the expenses incurred towards legal & professional fee has been charged to statement of profit & loss as exceptional items.
- x) Disputed demand of ₹192.66 lacs (Previous Year ₹758 lacs) from Chhattisgarh State Power Distribution Company Limited relating to cross subsidy on power sold under open access during the financial year 2009-10. The company has contested the demand and obtained stay from CSERC and expect a favourable decision in favour of company.
- xi) Disputed payment for delayed wages as estimated ₹5.57 Lacs (Previous Year ₹5.57 lacs) plus 10 times compensation amounting to ₹55.71 Lacs (Previous Year ₹55.71 lacs) is pending case under The Payment of Wages Act, 1936, case with SDJM, Kendujhar.
- xii) Disputed demand of ₹68.77 lacs (Previous Year ₹68.77 lacs) from Mining Department of Chhattisgarh against which the company has preferred an appeal.
- xiii) Estimated amount of contracts remaining to be executed on capital accounts ₹Nil (Previous Year ₹2032 lacs).
31. The legal & professional expenses incurred by the Subsidiary Company amounting to ₹723.16 lacs towards the Arbitration Proceedings as mentioned in para 30 (ix) above has been charged to statement of profit & loss account as exceptional items, in view of one time cost incurred to defend Company's stand against the claims raised by EPC Contractor (now stands dismissed) relating to setting up of Company's 50MW Solar Thermal Power Plant. Further, the Subsidiary Company has also disclosed as exceptional items of expense amounting to ₹305.33 lacs incurred on account of government direction for shifting of its water pipeline from Indira Gandhi Nahar Project (IGNP) to its Solar Power Plant on account of widening of Road by the government agencies.

### 32 DISCLOSURES AS REQUIRED BY INDIAN ACCOUNTING STANDARD (Ind AS) 19 EMPLOYEE BENEFITS:

#### a. Defined Contribution Plan:

Amount of ₹773.09 lacs (P.Y. ₹692.83 lacs) is recognised as an expenses and included in employee benefit expense as under the following defined contribution plans (Refer Note no 25).

Benefit (Contribution to):	2019-20	2018-19
Provident & Other Fund	773.09	692.83
<b>Total</b>	<b>773.09</b>	<b>692.83</b>

#### b. Defined benefit plan:

**NOTES TO THE CONSOLIDATED FINANCIAL STATEMENTS FOR THE YEAR ENDED 31ST MARCH, 2020****Gratuity:**

(₹ in lacs)

Particulars	Gratuity		Leave Encashment	
	2019-20	2018-19	2019-20	2018-19
	(Non Funded)	(Non Funded)	(Non Funded)	(Non Funded)
I Change in Present value of defined benefit obligation during the year:				
Present value of defined benefit obligation at the beginning of the year	898.22	734.42	202.06	144.49
Interest Cost	60.87	55.55	12.05	9.69
Current Service Cost	128.37	103.43	86.83	68.12
Past Service Cost	–	–	–	–
Benefit paid directly by employer	(57.16)	(25.78)	(59.59)	(37.50)
Actuarial Changes arising from changes in financial assumption	87.13	6.50	19.17	1.06
Actuarial Changes arising from changes in experience assumption	58.79	24.09	4.20	16.21
Present value of defined benefit obligation at the end of the year	1,176.22	898.22	264.72	202.06
II Change in fair value of plan assets during the year:				
Fair value of plan assets at the beginning of the year	–	–	–	–
Contribution paid by the employer	57.16	25.63	59.59	26.97
Benefit paid from the fund	(57.16)	(25.63)	(59.59)	(26.97)
Fair value of plan assets at the end of the year	–	–	–	–
III Net asset / (liability) recognised in the balance sheet:				
Present Value of defined benefit obligation at the end of the year	1,176.22	898.22	264.72	202.06
Fair value of plan assets at the end of the year	–	–	–	–
Amount recognised in the balance sheet	–	–	–	–
Net asset / (liability) - Current	64.78	54.27	16.56	12.61
Net asset / (liability) - Non Current	1,111.45	843.96	248.17	189.46
IV Expenses recognized in the statement of profit and loss for the year:				
Current Service Cost	128.37	103.43	86.83	68.12
Interest Cost on benefit obligation (Net)	60.87	55.55	12.05	9.69
Total expenses included in employee benefits expenses	189.24	158.99	98.88	77.81
V Recognized in other comprehensive income for the year:				
Actuarial Changes arising from changes in financial assumption	87.13	6.50	19.17	1.06
Actuarial Changes arising from changes in experience assumption	58.79	24.09	4.20	16.21
Recognized in other comprehensive income for the year:	145.92	30.59	23.37	17.27
VI Maturity profile of defined benefit obligation:				
Within the next 12 months (next annual reporting period)	64.79	54.27	16.56	12.60
Between 2 and 5 years	293.61	32.35	66.89	4.19
Between 6 and 10 years	438.46	297.62	89.70	37.62
VII Quantitative Sensitivity analysis for significant assumption is as below:				
1 1% point increase in discount rate	1,059.99	812.09	185.84	182.52
1% point decrease in discount rate	1,313.64	999.79	229.88	225.22
1% point increase rate of salary Increase	1,314.24	1,001.02	231.09	226.44
1% point decrease rate of salary Increase	1,057.14	808.78	184.53	181.20
1% point increase rate of employee turnover rate	1,187.09	912.30	209.19	205.51
1% point decrease rate of employee turnover rate	1,163.73	882.09	202.34	198.13



## NOTES TO THE CONSOLIDATED FINANCIAL STATEMENTS FOR THE YEAR ENDED 31ST MARCH, 2020

### 2 Sensitivity Analysis Method:

Sensitivity Analysis is determined based on the expected movement in liability if the assumption were not proved to be true on different count.

Particulars	Gratuity		Leave Encashment	
	2019-20	2018-19	2019-20	2018-19
	Non Funded	Non Funded	Non Funded	Non Funded
VIII Actuarial assumptions:				
1 Discount rate	7.00%	7.70%	7.00%	7.70%
2 Salary escalation	6.00%	6.00%	6.00%	6.00%
3 Mortality rate during employment	Indian Assured Lives Mortality (2006-08)	Indian Assured Lives Mortality (2006-08)	Indian Assured Lives Mortality (2006-08)	Indian Assured Lives Mortality (2006-08)
4 Mortality post retirement rate	Indian Assured Lives Mortality (2006-08)	Indian Assured Lives Mortality (2006-08)	Indian Assured Lives Mortality (2006-08)	Indian Assured Lives Mortality (2006-08)
5 Rate of Employee Turnover	1% to 8%	1% to 8%	1% to 8%	1% to 8%

### 33 FINANCIAL RISK MANAGEMENT OBJECTIVE AND POLICIES

The Group's principal financial liabilities comprise of loans and borrowings, trade payables and other financial liabilities. The main purpose of these financial liabilities is to finance the Group's operations. The Group's principal financial assets include investments, loans, trade and other receivables, and cash and short-term deposits that derive directly from its operations. The Group also enters into derivative contracts.

"The Group is exposed to the following risks from its use of financial instruments:

- Credit
- Liquidity
- Interest rate risk"
- Currency risk
- Price risk

The Company's board of directors has overall responsibility for the establishment and oversight of the Group's risk management framework. This note presents information about the risks associated with its financial instruments, the Group's objectives, policies and processes for measuring and managing risk, and the Group's management of capital.

#### Credit Risk

The Group is exposed to credit risk as a result of the risk of counterparties non performance or default on their obligations. The Group's exposure to credit risk primarily relates to investments, accounts receivable and cash and cash equivalents. The Group monitors and limits its exposure to credit risk on a continuous basis. The Group's credit risk associated with accounts receivable is primarily related to party not able to settle their obligation as agreed. To manage this the Group periodically reviews the financial reliability of its customers, taking into account the financial condition, current economic trends and analysis of historical bad debts and ageing of accounts receivables.

#### Trade receivables

Trade receivables represent the most significant exposure to credit risk and are stated after an allowance for impairment and expected credit loss.

#### Loans and Advances

Financial assets in the form of loans and advances are written off when there is no reasonable expectations of recovery. Where recoveries are made, these are recognise as income in the statement of profit and loss. The Group measures the expected credit loss of dues based on historical trend, industry practices and the business environment in which the entity operates. Loss rates are based on actual credit loss experience and passed trends. Based on historical data, loss on collection of dues is not material hence no additional provisions considered.

#### Bank, Cash and cash equivalents

Bank, Cash and cash equivalents comprise cash in hand and deposits which are readily convertible to cash. These are subject to insignificant risk of change in value or credit risk.

**NOTES TO THE CONSOLIDATED FINANCIAL STATEMENTS FOR THE YEAR ENDED 31ST MARCH, 2020**

The carrying amount of financial assets represents the maximum credit exposure. The maximum exposure to credit risk at the reporting date was:

	(₹ in lacs)	
	31-Mar-20	31-Mar-19
Trade receivables	17,678.11	14,902.16
Bank, Cash and cash equivalents	2,896.02	3,885.64
	31-Mar-20	31-Mar-19
<b>Impairment losses</b>		
Trade receivables (measured under life time excepted credit loss model)		
Opening balance	480.98	453.33
Provided during the year	–	27.65
Reversal of provision	397.56	–
Closing balance	83.42	480.98
	31-Mar-20	31-Mar-19
<b>Ageing analysis</b>		
Upto 3 months	15,486.20	12,478.18
3-6 months	227.61	945.86
More than 6 months	1,964.29	1,496.76
	17,678.11	14,920.80

No significant changes in estimation techniques or assumptions were made during the reporting period

**Liquidity risk**

The Group is exposed to liquidity risk related to its ability to fund its obligations as they become due. The Group monitors and manages its liquidity risk to ensure access to sufficient funds to meet operational and financial requirements. The Group has access to credit facilities and debt capital markets and monitors cash balances daily. In relation to the Group's liquidity risk, the Group's policy is to ensure, as far as possible, that it will always have sufficient liquidity to meet its liabilities when due, under both normal and stressed conditions as they fall due while minimizing finance costs, without incurring unacceptable losses or risking damage to the Group's reputation.

**Financing arrangements**

The Group has access to following undrawn borrowing facilities at the end of the reporting period:

	(₹ in lacs)	
	31-Mar-20	31-Mar-19
Cash Credit facilities	7,373.42	3,867.58

**Maturities of financial liabilities**

The contractual undiscounted cash flows of financial liabilities are as follows:

	(₹ in lacs)			
As at 31 March 2020	Less than 1 year	1-5 years	More than 5 years	Total
Borrowings	23,224.18	61,696.92	84,751.61	169,672.71
Trade payables	17,825.15	–	–	17,825.15
Other financial liabilities	973.83	–	–	973.83
	42,023.16	61,696.92	84,751.61	188,471.69
As at 31 March 2019	Less than 1 year	1-5 years	More than 5 years	Total
Borrowings	24,245.91	56,259.39	108,050.71	188,556.01
Trade payables	20,296.78	–	–	20,296.78
Other financial liabilities	861.42	–	–	861.42
	45,404.11	56,259.39	108,050.71	209,714.21

## NOTES TO THE CONSOLIDATED FINANCIAL STATEMENTS FOR THE YEAR ENDED 31ST MARCH, 2020

### Interest rate risk

Interest rate risk is the risk that an upward movement in the interest rate would adversely effect the borrowing cost of the Group. The Group is exposed to long term and short-term borrowings. The Group manages interest rate risk by monitoring its mix of fixed and floating rate instruments, and taking action as necessary to maintain an appropriate balance.

The exposure of the Group's borrowings to interest rate changes at the end of the reporting period are as follows:

#### a) Interest rate risk exposure

	(₹ in lacs)	
	31-Mar-20	31-Mar-19
Variable rate borrowings	169,600.97	188,551.09
Fixed rate borrowings	71.74	4.92

#### b) Sensitivity analysis

Profit or loss estimate to higher/lower interest rate expense from borrowings as a result of changes in interest rates.

	Impact on profit after tax	
	31-Mar-20	31-Mar-19
Interest rates - increase by 70 basis points	1,187.21	1,319.86
Interest rates - decrease by 70 basis points	(1,187.21)	(1,319.86)

### FOREX EXPOSURE RISK

The Group operates internationally and portion of the business is transacted in several currencies and consequently the Group is exposed to foreign exchange risk through purchases from overseas suppliers in various foreign currencies.

Foreign currency exchange rate exposure is partly balanced by purchasing of goods in the respective currencies.

The Group evaluates exchange rate exposure arising from foreign currency transactions and the Group follows established risk management policies, including the use of derivatives like interest rate swap to hedge exposure to foreign currency risk.

PARTICULARS	Currency	Currency in Lacs	
		2019-20	2018-19
Borrowings	USD	33.00	296.00
Trade Payables	USD	45.35	46.88
Receivable	USD	66.59	-

Profit or loss estimate to higher/lower as a result of changes in foreign exchange rates-

	(₹ in lacs)	
	31-Mar-20	31-Mar-19
Foreign exchange rates - increase by 1%	8.17	238.10
Foreign exchange rates - decrease by 1%	(8.17)	(238.10)

### PRICE RISK:

The entity is exposed to equity price risk, which arised out from FVTPL quoted equity shares and FVTOCI quoted and unquoted equity shares including preference instrument. The management monitors the proportion of equity securities in its investment portfolio based on market indices. Material investments within the portfolio are managed on an individual basis and all buy and sell decisions are approved by the management. The primary goal of the entity's investment strategy is to maximize investments returns.

#### Sensitivity Analysis for Price Risk:

Equity Investments carried at FVTOCI are not listed on the stock exchange. For equity investments classified as at FVTOCI, the impact of a 2 % in the index at the reporting date on profit & loss would have been an increase of ₹23.80 lacs (2018-19: ₹31.16 lacs); an equal change in the opposite direction would have decreased profit and loss.

**NOTES TO THE CONSOLIDATED FINANCIAL STATEMENTS FOR THE YEAR ENDED 31ST MARCH, 2020****34 CAPITAL MANAGEMENT**

The Group's main objectives when managing capital are to:

- ensure sufficient liquidity is available (either through cash and cash equivalents, investments or committed credit facilities) to meet the needs of the business;
- ensure compliance with covenants related to its credit facilities; and
- minimize finance costs while taking into consideration current and future industry, market and economic risks and conditions.
- safeguard its ability to continue as a going concern
- to maintain an efficient mix of debt and equity funding thus achieving an optimal capital structure and cost of capital.”

The Board of Directors has the primary responsibility to maintain a strong capital base and reduce the cost of capital through prudent management of deployed funds and leveraging opportunities in domestic and international financial markets so as to maintain investor, creditor and market confidence and to sustain future development of the business.

For the purpose of Group's capital management, capital includes issued capital and all other equity reserves. The Group manages its capital structure in light of changes in the economic and regulatory environment and the requirements of the financial covenants.

The Group manages its capital on the basis of net debt to equity ratio which is net debt (total borrowings net of cash and cash equivalents) divided by total equity

(₹ in lacs)

	31 March 2020	31 March 2019
Total Long term Debt	153,633.96	174,625.21
Less : Bank, Cash and cash equivalent	2,888.28	3,873.36
Net debt	150,745.68	170,751.84
Total equity	132,529.76	116,929.58
Net debt to equity ratio	1.14	1.46

The Group has complied with the covenants as per the terms of the major borrowing facilities throughout the reporting period.

**35 FINANCIAL INSTRUMENTS - ACCOUNTING CLASSIFICATIONS AND FAIR VALUE MEASUREMENTS**

The following methods and assumptions were used to estimate the fair values:

1. Fair value of cash and short-term deposits, trade and other short term receivables, trade payables, other current liabilities, short term loans from banks and other financial institutions approximate their carrying amounts largely due to the short-term maturities of these instruments.
2. Financial instruments with fixed and variable interest rates are evaluated by the Group based on parameters such as interest rates and individual credit worthiness of the counter party. Based on this evaluation, allowances are taken to account for the expected losses of these receivables.

The Group uses the following hierarchy for determining and disclosing the fair value of financial instruments by valuation technique:

Level 1 : quoted (unadjusted) prices in active markets for identical assets or liabilities

Level 2 : other techniques for which all inputs which have a significant effect on the recorded fair value are observable, either directly or indirectly

Level 3 : techniques which use inputs that have a significant effect on the recorded fair value that are not based on observable market data

## NOTES TO THE CONSOLIDATED FINANCIAL STATEMENTS FOR THE YEAR ENDED 31ST MARCH, 2020

(₹ in lacs)

	Carrying amount			
	As at 31.03.2020	Level 1	Level 2	Level 3
Financial assets at amortised cost:				
Investments	11157.84	–	–	–
Trade receivables	17678.11	–	–	–
Bank, Cash and bank balances	2896.02	–	–	–
Other financial assets	1783.58	–	–	–
	<b>33515.55</b>	<b>–</b>	<b>–</b>	<b>–</b>
Financial assets at fair value through other comprehensive income:				
Investments	1189.87	60.99	1128.88	–
Total	1189.87	60.99	1128.88	–
Financial liabilities at amortised cost:				
Long term borrowings	146448.53	–	–	–
Short term borrowings	16038.75	–	–	–
Trade payables	17825.15	–	–	–
Other financial liabilities	8159.26	–	–	–
Total	<b>188471.69</b>	<b>–</b>	<b>–</b>	<b>–</b>

(₹ in lacs)

	Carrying amount			
	As at 31.03.2019	Level 1	Level 2	Level 3
Financial assets at amortised cost:				
Investments	11645.47	–	–	–
Trade receivables	14902.16	–	–	–
Bank, Cash and bank balances	3885.64	–	–	–
Other financial assets	2,296.43	–	–	–
	<b>32729.70</b>	<b>–</b>	<b>–</b>	<b>–</b>
Financial assets at fair value through other comprehensive income:				
Investments	1558.01	74.58	1483.44	–
Total	1558.01	74.58	1483.44	–
Financial liabilities at amortised cost:				
Long term borrowings	164310.10	–	–	–
Short term borrowings	13930.80	–	–	–
Trade payables	20296.78	–	–	–
Other financial liabilities	11176.53	–	–	–
Total	<b>209714.21</b>	<b>–</b>	<b>–</b>	<b>–</b>

During the reporting period ending 31st March, 2020 and 31st March, 2019, there were no transfers between Level 1 and Level 2 fair value measurements.

**NOTES TO THE CONSOLIDATED FINANCIAL STATEMENTS FOR THE YEAR ENDED 31ST MARCH, 2020****36. INFORMATION ON RELATED PARTY DISCLOSURES ARE GIVEN BELOW :****i) Related Parties**

- a) Subsidiaries  
Godawari Green Energy Limited  
Godawari Energy Limited  
Ardent Steel Limited
- b) Associates  
- Jagdamba Power & Alloys Ltd.  
- Chhattisgarh Ispat Bhumi Limited  
- Hira Ferro Alloys Limited
- c) Other Related Parties  
- Hira Cement Ltd.  
- Raipur Complex  
- Godawari E-Mobility Private Limited
- d) Step Down Subsidiary  
- Hira Energy Ltd.
- e) Joint Ventures  
- Raipur Infrastructure Company Ltd.  
- Chhattisgarh Captive Coal Mining Ltd.

- f) Key Management Personnel  
- Shri B.L.Agrawal (Managing Director)  
- Shri Abhishek Agrawal (Whole Time Director)  
- Shri Siddharth Agrawal (Director)  
- Shri Dinesh Agrawal (Whole Time Director)  
- Shri Vinod Pillai (Whole Time Director)  
- Shri Sanjay Bothra (CFO)  
- Shri Y.C. Rao (Company Secretary)  
- Shri Vivek Agrawal (Chief Operational Officer)
- g) Key Management Personnel of Subsidiaries  
**Ardent Steel Limited**  
- Shri Sanjay Gupta- (Whole Time Director)  
- Shri Kumar Agrawal - (Whole Time Director)  
- Shri Subhashis Das-(Whole Time Director)  
- Shri Rishi Dave - (Company Secretary)  
- Shri Bibhu Jena - CFO  
**Godawari Green Energy Limited**  
- Shri Siddharth Agrawal- Managing Director  
- Shri Dinesh Gandhi- (Whole Time Director) & CFO  
- Shri Sudeep Charaborty- (Whole Time Director)  
- Mlss. Niharika Verma- (Company Secretary)

**ii) Transaction with Related Parties in the ordinary course of business**

(₹ in lacs)

		2019-20	2018-19
a) Associates	Sale of Materials	555.59	520.18
	Purchase of Material	1,897.06	1,874.62
	Purchase of Electricity	7,068.97	3,620.66
	Interest received	21.39	12.03
	Service and other charges paid	378.96	1,608.46
	Income From Services / Misc other receipts	0.62	14.50
	Purchase of capital goods	0.00	2.60
	<b>Outstandings</b>		
	Receivables	2,572.72	1,111.85
	Payables	88.31	160.17
b) Other Related Parties	Purchase of Materials	343.03	301.00
	Sale of Materials	2.06	11.95
	Purchase of capital goods	7.17	0.00
	Other charges paid	254.25	86.86
	Income From Services / Misc other receipts	34.72	0.16
	Salary	19.97	18.31
	Rent Paid	10.20	8.41
	<b>Outstandings</b>		
	Payables	14.49	0.19
	Receivables	24.73	25.68



## NOTES TO THE CONSOLIDATED FINANCIAL STATEMENTS FOR THE YEAR ENDED 31ST MARCH, 2020

c)	Joint Ventures	Service Charges Paid	0.00	6.99
		Purchase of capital goods	0.59	0.00
		<b>Outstandings</b>		
		Payables	269.30	269.31
d)	Key Managerial Personnel	Remuneration/ Salary Paid	1,438.82	1,288.98
		Loan Received	2.30	4.45
		<b>Outstandings</b>		
		Payables	15.20	12.90

### iii) Disclosure in respect of transactions which are more than 10% of the total transactions of the same type with related parties during the year

(₹ in lacs)

		2019-20	2018-19
<b>a)</b>	<b>Purchase of Materials:</b>		
	Hira Ferro Alloys Ltd	1,897.06	1,874.62
	Hira Cement Ltd	343.03	301.00
<b>b)</b>	<b>Service Charges Paid:</b>		
	Raipur Infrastructure Company Limited	–	6.99
	Jagdamba Power & Alloys Ltd.	–	1,258.69
	Chhattisgarh Ispat Bhumi Limited	378.61	348.39
	Hira Cement Ltd.	231.77	71.33
<b>c)</b>	<b>Sale of Materials:</b>		
	Hira Ferro Alloys Ltd.	431.20	496.53
	Jagdamba Power & Alloys Ltd.	124.25	–
<b>d)</b>	<b>Income From Services / Misc other receipts:</b>		
	Godawari Emobility Pvt. Ltd.	34.22	–
<b>e)</b>	<b>Purchase of Capital Goods:</b>		
	Godawari Emobility Pvt. Ltd.	7.17	–
	Raipur Infrastructure Company Ltd.	0.59	–
<b>f)</b>	<b>Purchase of Electricity</b>		
	Jagdamba Power & Alloys Ltd.	4,856.12	1,786.81
	Hira Ferro Alloys Ltd	2,212.85	1,833.85
<b>g)</b>	<b>Interest received:</b>		
	Hira Ferro Alloys Ltd	21.39	14.50
<b>h)</b>	<b>Rent Paid:</b>		
	Raipur Complex	10.20	8.41
<b>i)</b>	<b>Remuneration</b>		
	Shri B.L.Agrawal	240.00	216.00
	Shri Dinesh Agrawal	196.00	180.00
	Sri Abhisekh Agrawal	180.00	180.00
	Shri Vivek Agrawal	79.08	77.46
<b>j)</b>	<b>Outstanding - Receivables</b>		
	Hira Ferro Alloys Limited	1,860.29	–
	Jagdamba Power & Alloys Limited	712.44	301.00
<b>k)</b>	<b>Outstanding - Payables</b>		
	Raipur Infrastructure Company Ltd.	190.28	190.29
	Hira Ferro Alloys Limited	–	144.10
	Chhattisgarh Captive Coal Mining Ltd.	79.02	79.02

**NOTES TO THE CONSOLIDATED FINANCIAL STATEMENTS FOR THE YEAR ENDED 31ST MARCH, 2020****iv) Terms and conditions of transactions with related parties**

All related party transactions entered during the year were in ordinary course of business and on arm's length basis. Outstanding balances at the year-end are unsecured and will be settled in cash. There have been no guarantees provided or received for any related party receivables or payables. For the year ended 31 March 2020, the Group has not recorded any impairment of receivables relating to amounts owed by related parties (31 March 2019: INR Nil). This assessment is undertaken each financial year through examining the financial position of the related party and the market in which the related party operates.

**v) Transactions and balances with subsidiaries are eliminated on consolidation.****37. SEGMENT-WISE REVENUE RESULTS :****Basis of preparation :**

- Business segments of the Group have been identified as distinguishable components that are engaged in a group of related product and that are subject to risks and returns different from other business segments. Accordingly Steel and Electricity have been identified as the business segments.
- The geographic segments identified as secondary segments are "Domestic Market" and "Export Market". Since there is no significant Export Market Revenue, the same has not been disclosed. The entire capital employed is within India.

**Information about business Segments-Primary**

(₹ in lacs)

Particulars	External Sales		Inter Segment Sales		Eliminations		Total	
	2019-20	2018-19	2019-20	2018-19	2019-20	2018-19	2019-20	2018-19
<b>A) REVENUE</b>								
Steel Segment	318827.28	322881.53	0.00	0.00	0.00	0.00	318827.28	322881.53
Electricity Segment	10025.32	9282.21	0.00	0.00	0.00	0.00	10025.32	9282.21
<b>Total Segment Revenue</b>	<b>328852.59</b>	<b>332163.74</b>	<b>0.00</b>	<b>0.00</b>	<b>0.00</b>	<b>0.00</b>	<b>328852.59</b>	<b>332163.74</b>

<b>B) RESULTS</b>	<b>2019-20</b>	<b>2018-19</b>
Segment Operational Profit		
Steel Segment	43,682.55	61,164.24
Electricity Segment	4489.85	5070.50
Total Segment Results	48172.40	66234.74
Un-allocated expenditure net off unallocated income	0.00	0.00
Operating Profit	48,172.40	66234.74
Interest Expenses	(21193.41)	(25260.77)
Less: Tax Expense	9536.02	15291.48
Share of profit/(loss)of associates and JV	280.69	383.86
Net Profit/(Loss)	17,723.65	26066.35
Other Comprehensive income	(1,112.88)	(1385.38)
Total Comprehensive income	16610.77	24680.97

## NOTES TO THE CONSOLIDATED FINANCIAL STATEMENTS FOR THE YEAR ENDED 31ST MARCH, 2020

C) OTHER INFORMATION	2019-20	2018-19
Segment Assets		
Steel Segment	271233.57	270552.52
Electricity Segment	76916.66	80558.16
Total Segment Assets	348150.23	351110.67
Segment Liabilities and Provisions		
Steel Segment	156801.98	165343.09
Electricity Segment	41092.84	52122.95
Total Segment Liabilities & Provisions	197894.82	217466.04
Capital Expenditure		
Steel Segment	16576.14	8154.48
Electricity Segment	0.00	114.69
Total Capital Expenditure	16576.14	8269.17
Depreciation & Amortisation		
Steel Segment	10732.38	10249.16
Electricity Segment	2957.43	3035.93
<b>Total Segment Depreciation &amp; Amortisation</b>	<b>13689.81</b>	<b>13285.09</b>

38. Previous year figures have been regrouped or rearranged wherever necessary.

As per our report of even date  
For **JDS & Co.**  
(Firm Regn.No.018400C)  
Chartered Accountants

per **OP Singhania**  
Partner  
Membership No.051909

Place : Raipur  
Date : 27.06.2020

For and on behalf of the Board of Directors of  
**Godawari Power & Ispat Limited**

**B.L.Agrawal**  
Managing Director

**Abhishek Agrawal**  
Executive Director

**Y.C.Rao**  
Company Secretary

**Sanjay Bothra**  
CFO

# STATEMENT CONTAINING SALIENT FEATURES OF THE FINANCIAL STATEMENT OF SUBSIDIARIES/ASSOCIATE COMPANIES/ JOINT VENTURES

## PART "A" SUBSIDIARIES

{Pursuant to first proviso to sub-section (3) of Section 129 of the Companies Act, 2013, read with Rule 5 of the Companies (Account) Rules, 2014-Form AOC- 1 }

Sr. No.	Name of the Subsidiary Company	Reporting Currency	Share Capital	Other Equity	Total Assets	Total Liabilities	Investments	Turnover (Net)	Other Income	Profit Before Taxation	Provision for Taxation	Profit After Taxation	Proposed Dividend	% of Shareholding
1	Ardent Steel Limited	INR	1056.50	17725.83	32726.46	13944.13	1105.54	41704.92	67.89	7207.51	1939.08	5268.43	NIL	79.98%
2	Godawari Green Energy Limited	INR	2344.70	22280.19	67001.87	42376.98	0.00	10025.32	83.73	(48.18)	(27.36)	(20.81)	NIL	76.12%
3	Godawari Energy Limited	INR	2300.00	506.95	9707.05	6900.10	0.00	0.00	26.97	(8.42)	0.00	(8.42)	NIL	51.30%
4	Hira Energy Limited	INR	232.15	73.85	475.75	169.75	231.00	0.00	0.00	(13.98)	0.00	(13.98)	NIL	97.52%

Names of Subsidiaries which are yet to commence operations -

Sl. No.	Name of Companies
1	Godawari Energy Limited
2	Hira Energy Limited

## PART "B" ASSOCIATES AND JOINT VENTURES

Statement pursuant to Section 129(3) of the Companies Act, 2013 related to Associate Companies and Joint Ventures

Sl. No.	Name of Associate and Joint Ventures	Latest Audited Balance Sheet Date	Shares of Associate/Joint Ventures held by the company on the year end (Refer Note- B)		Extend of Holding %	Networth attributable to Shareholding as per latest audited Balance Sheet	Profit/Loss for the year		Description of how there is significant influence	Reason why the associate/ joint venture is not consolidated
			No.	Amount of Investment in Associates/ Joint Venture			Considered in Consolidation	Not Considered in Consolidation		
<b>Associates</b>										
1	Jagdamba Power and Alloys Limited	31.03.2020	2605000	260.50	33.96%	2,505.07	82.78	0.00	Note- A	-
2	Chhattisgarh Ispat Bhumi Limited	Unaudited Balance Sheet as on 31.03.2020 has been consolidated	2810000	489.40	35.36%	824.04	5.12	0.00	Note- A	-
3	Hira Ferro Alloys Limited	31.03.2020	9491000	2,234.26	48.45%	6,839.33	188.58	0.00	Note-A	-

Sl. No.	Name of Associate and Joint Ventures	Latest Audited Balance Sheet Date	Shares of Associate/Joint Ventures held by the company on the year end (Refer Note- B)		Network attributable to Shareholding as per latest audited Balance Sheet	Profit/Loss for the year		Description of how there is significant influence	Reason why the associate/ joint venture is not consolidated	
			No.	Amount of Investment in Associates/ Joint Venture		Extend of Holding %	Considered in Consolidation			Not Considered in Consolidation
<b>Joint Ventures</b>										
1	Rajpur Infrastructure Company Limited	Unaudited Balance Sheet as on 31.03.2020 has been consolidated	130800	210.70	33.31%	626.12	5.26	0.00	Note- A	-
2	Chhattisgarh Captive Coal Mining Limited	Unaudited Balance Sheet as on 31.03.2020 has been consolidated	342824	473.54	25.93%	363.29	(1.06)	0.00	Note- A	-

Names of Associate/ Joint Venture which are yet to commence operations -

Sl. No.	Name of Companies
1	Chhattisgarh Captive Coal Mining Limited

Note:

A. There is significant influence due to percentage(%) of Share Capital.

B. Shares of Associate/Joint Ventures held by the company is shown as per the audited financial statements of Godawari Power and Ispat Ltd. as on 31.03.2020.

As per our report of even date

For **JDS & CO.**

(ICAI Firm Reg. No.018400C)  
Chartered Accountants

per **OP Singhania**

Partner  
Membership No.051909

Place : Raipur

Date : 27.06.2020

**B.L. Agrawal**  
Managing Director

**Abhishek Agrawal**  
Executive Director

**Y.C. Rao**  
Company Secretary

**Sanjay Bothra**  
CFO

For and on behalf of the Board of Directors of Godawari Power and Ispat Limited

**ADDITIONAL INFORMATION RELATED TO CONSOLIDATED FINANCIAL STATEMENT**

Sl. No.	Name of Entity in the Group	Net Assets i.e. total assets minus total liabilities		Share in Profit/Loss		Share in Other Comprehensive Income		Share in Total Comprehensive Income	
		As % of consolidated net assets	Amount (₹ in lacs)	As % of consolidated net profit or loss	Amount (₹ in lacs)	As % of consolidated other comprehensive income	Amount (₹ in lacs)	As % of consolidated total comprehensive income	Amount (₹ in lacs)
	Parent	62.02%	93181.52	68.50%	12,139.86	15.09%	-167.92	72.07%	11971.94
	<b>Subsidiaries (Indian)</b>								
1	Ardent Steel Limited	9.62%	14454.13	23.77%	4213.75	12.35%	-137.42	24.54%	4076.33
2	Godawari Green Energy Limited	8.01%	12040.99	0.34%	61.00	0.33%	-3.68	0.35%	57.32
3	Godawari Energy Limited	0.93%	1396.43	-0.02%	(4.32)	0.00%	0.00	-0.03%	-4.32
4	Hira Energy Limited	0.20%	298.84	-0.08%	(13.46)	0.00%	0.00	-0.08%	-13.46
	Non Controlling Interests in all subsidiaries	11.80%	17725.64	5.90%	1046.14	3.19%	-35.55	6.08%	1010.59
	<b>Associates (investment as per equity method) (Indian)</b>								
1	Jagdamba Power and Alloys Limited	1.67%	2505.07	0.47%	82.78	-0.02%	0.18	0.50%	82.96
2	Chhattisgarh Ispat Bhumi Limited	0.55%	824.04	0.03%	5.12	0.00%	0.00	0.03%	5.12
3	Hira Ferro Alloys Limited	4.55%	6839.33	1.06%	188.58	64.95%	-722.82	-3.22%	-534.24
	<b>Joint Ventures (investment as per equity method) (Indian)</b>								
1	Raipur Infrastructure Company Limited	0.42%	626.12	0.03%	5.26	4.10%	-45.67	-0.24%	-40.41
2	Chhattisgarh Captive Coal Mining Limited	0.24%	363.29	-0.01%	(1.06)	0.00%	0.00	-0.01%	-1.06

As per our report of even date

For and on behalf of the Board of Directors of Godawari Power and Ispat Limited

For **JDS & CO.**

(ICAI Firm Reg. No.018400C)

Chartered Accountants

per **OP Singhania**

Partner

Membership No.051909

Place : Raipur

Date : 27.06.2020

**B.L. Agrawal**

Managing Director

**Abhishek Agrawal**

Executive Director

**Y.C. Rao**

Company Secretary

**Sanjay Bothra**

CFO









**GODAWARI POWER & ISPAT**

An ISO 9001:2008, ISO 14001:2004 & OHSAS 18001:2007 certified company

**GODAWARI POWER AND ISPAT LIMITED**

CIN: L27106CT1999PLCO13756

**Registered Office & Works:**

Plot No. 428/2, Phase I, Industrial Area, Siltara – 493 111,

Dist. Raipur, Chhattisgarh, India

P: +91 – 0771 4082333; F: 4082234

**Corporate Office:**

First Floor, Hira Arcade, Near New Bus Stand, Pandri,

Raipur – 492 004, Chhattisgarh, India

P: +91 – 771 – 4082000 F: 4057601

[www.godawaripowerispat.com](http://www.godawaripowerispat.com)



## GODAWARI POWER & ISPAT

### GODAWARI POWER AND ISPAT LIMITED

Regd. Office & Works: Plot No. 428/2, Phase I, Industrial Area, Siltara, Raipur – 493111, Chhattisgarh

Corporate Office: Hira Arcade, Near New Bus Stand, Pandri, Raipur - 492004, Chhattisgarh

Web Site: www.godawaripowerispat.com, Email Id: yarra.rao@hiragroup.com

CIN: L27106CT1999PLC013756, Contact No.: 0771-4082000 Fax: 0771-4057601

# Notice

## of Annual General Meeting

### TO ALL THE MEMBERS

#### GODAWARI POWER AND ISPAT LIMITED

NOTICE is hereby given that the Twenty First Annual General Meeting (AGM) of the Members of Godawari Power and Ispat Limited will be held on Friday, the 25th day of September, 2020 at 11.30 A.M.(IST) through video conferencing (VC)/ other audio video means (OVAM) to transact the following businesses:

The proceedings of the Annual General Meeting ('AGM') shall be deemed to conducted at the Registered Office of the Company at 428/2, Phase 1, Industrial Area, Siltara, Raipur 493 111, which shall be deemed venue of the AGM.

#### ORDINARY BUSINESS:

1. To receive, consider and adopt the Standalone and Consolidated Financial Statements of the Company for the year ended 31st March, 2020 along with the reports of the Board of Directors and Auditors thereon;
2. To appoint a Director in place of Mr. Dinesh Kumar Gandhi (DIN: 01081155), who retires by rotation and being eligible for reappointment, offers himself for reappointment.
3. To appoint a Director in place of Mr. Vinod Pillai (DIN: 00497620), who retires by rotation and being eligible for reappointment, offers himself for reappointment.

#### SPECIAL BUSINESS:

4. To approve the re-appointment of Shri Bajrang Lal Agrawal (DIN: 00479747), as Managing Director of the Company and to consider and if thought fit, to pass with or without modification(s) the following resolution as an Special Resolution:

**“RESOLVED THAT** pursuant to the provisions of Sections 196, 197, 198, 203 and other applicable provisions of the Companies Act, 2013 and the Companies (Appointment and Remuneration of Managerial Personnel) Rules, 2014 read with Schedule V of the Companies Act, 2013

(including any Statutory Modification, amendments or re-enactments thereof for the time being in force) and in accordance with the Articles of Association of the Company and such other approvals, permissions and sanctions, consent of the Company be and is hereby accorded to the appointment of Shri Bajrang Lal Agrawal (DIN: 00479747) as a Managing Director of the Company for a period of five years with effect from August 12, 2020 on the terms and conditions including remuneration as stated in the explanatory statement annexed to this notice with liberty to the Board of Directors (hereinafter referred to as the 'Board' which term shall be deemed to include Nomination and Remuneration Committee of the Board) to vary and alter the terms and conditions of the said appointment and/or remuneration as it may deem fit and as may be acceptable to Shri Bajrang Lal Agrawal, subject to the same not exceeding the limits specified in schedule V and other applicable provisions, if any, of the act as amended from time to time.”

5. To approve the appointment of Shri Prakhar Agrawal (DIN: 07547965), as Whole Time (Executive) Director of the Company and to consider and if thought fit, to pass with or without modification(s) the following resolution as an Special Resolution:

**“RESOLVED THAT** pursuant to the provisions of Section 149,152, 160,196 & 197 read with Schedule V and all other applicable provisions, of the Companies Act, 2013 and the Companies (Appointment and Qualification of Directors) Rules, 2014 (including any statutory modification(s) or re-enactment(s) thereof, for the time being in force) Shri Prakhar Agrawal (DIN: 07547965), who was appointed as an Additional Director by the Board of Directors at its meeting held on 11.08.2020 pursuant to provisions of Section 161(1) of the Companies Act, 2013 and the Articles of Association of the Company and who holds office up to the date of ensuing General Meeting as recommended by the Nomination and Remuneration Committee, be and is

hereby appointed as Director liable to retire by rotation and Whole Time (Executive) Director of the Company for a period of five years with effect from 11.08.2020 on the terms and conditions including remuneration as stated in the explanatory statement annexed to this notice with liberty to the Board of Directors (hereinafter referred to as the 'Board' which term shall be deemed to include Nomination and Remuneration Committee of the Board) to vary and alter the terms and conditions of the said appointment and/or remuneration as it may deem fit and as may be acceptable to Shri Prakhar Agrawal, subject to the same not exceeding the limits specified in schedule V and other applicable provisions, if any, of the act as amended from time to time.”.

6. To approve the remuneration of the Cost Auditors for the Financial Year ending 31st March, 2021 and in this regard to consider and if thought fit, to pass with or

without modification(s) the following resolution as an Ordinary Resolution:

“**RESOLVED THAT** pursuant to the provisions of Section 148 and all other applicable provisions of the Companies Act, 2013 and the Companies (Audit and Auditors) Rules, 2014 (including any statutory modification(s) or re-enactment thereof, for the time being in force), the Cost Auditors appointed by the Board of Directors of the Company, to conduct the audit of the cost records of the Company for the Financial Year ending 31st March, 2021, be paid the remuneration as set out in the Statement annexed to the Notice convening this Meeting.”

By **Order of the Board**

Place: Raipur  
Date: 14.08.2020

**Y.C. Rao**  
Company Secretary

## Notes:

1. In view of massive outbreak of Covid-19 pandemic, social distancing is a norm to be followed and pursuant to the General Circular No. 20/2020 dated 5th May, 2020 read with MCA General Circular No. 14/2020 and 17/2020 dated April 08, 2020 and April 13, 2020 respectively and SEBI Circular No. SEBI/HO/CFD/CMD1/CIR/P/2020/79 dated May 12, 2020, physical attendance of the Members to the AGM venue is not required and annual general meeting (AGM) be held through video conferencing (VC) or other audio visual means (OAVM). Hence, Members can attend and participate in the ensuing AGM through VC/OAVM.
2. In compliance with the provisions of the Companies Act, 2013 ('Act'), SEBI (Listing Obligations and Disclosure Requirements) Regulations, 2015 and MCA circulars, the AGM of the Company is being held through VC / OAVM. The Board of Directors of the Company considered that the special business under Item Nos. 4 to 6 be transacted at the ensuing AGM of the Company.
3. Pursuant to the provisions of Section 108 of the Companies Act, 2013 read with Rule 20 of the Companies (Management and Administration) Rules, 2014 (as amended) and Regulation 44 of SEBI (Listing Obligations & Disclosure Requirements) Regulations 2015 (as amended), and the Circulars issued by the Ministry of Corporate Affairs dated April 08, 2020, April 13, 2020 and May 05, 2020 the Company is providing facility of remote e-voting to its Members in respect of the business to be transacted at the AGM. For this purpose, the Company has entered into an agreement with National Securities Depository Limited (NSDL) for facilitating voting through electronic means, as the authorized agency. The facility of casting votes by a member using remote e-voting system as well as venue voting on the date of the AGM will be provided by NSDL.
4. The helpline number regarding any query / assistance for participation in the AGM through VC/OAVM is 1800-222-990.
5. The Register of Members and share transfer books of the Company shall remain closed from 18th September, 2020 to 25th September, 2020 (both days inclusive) for the purpose of the Annual General Meeting (AGM) for the year ended 31st March, 2020.
6. In accordance with the MCA General Circular No. 20/2020 dated 5th May, 2020 and SEBI Circular No. SEBI/ HO/CFD/CMD1/CIR/P/2020/79 dated 12th May, 2020, in view of the prevailing situation and owing to the difficulties involved in dispatching physical copies of the financial statements (including Board's Report, Auditor's Report or other documents required to be attached therewith) for the Financial Year ended 31st March, 2020 pursuant to section 136 of the Act and Notice calling the Annual General Meeting pursuant to section 101 of the Act read with the Rules framed thereunder, such statements including the Notice of AGM are being sent only in electronic mode to those Members whose e-mail addresses are registered with the Company/ RTA or the Depository Participant(s). The Company will not be dispatching physical copies of such statements and Notice of AGM to any Member. Members are requested to register/update their email addresses, in respect of electronic holdings with the Depository through the concerned Depository Participants and in respect of physical holdings with RTA by following due procedure. In line with the Ministry of Corporate Affairs (MCA) Circular No. 17/2020 dated April 13, 2020, a copy of the Notice of this AGM along with Annual Report for the Financial Year

2019-2020 is available on the website of the Company at [www.godawaripowerispat.com](http://www.godawaripowerispat.com), website of the Stock Exchanges where the shares of the Company are listed i.e. BSE Limited and National Stock Exchange of India Limited at [www.bseindia.com](http://www.bseindia.com) and [www.nseindia.com](http://www.nseindia.com) respectively and the AGM Notice is also available on the website of NSDL (agency for providing the e-voting facility) i.e. [www.evoting.nsdl.com](http://www.evoting.nsdl.com).

7. The Explanatory Statement pursuant to section 102 of the Companies Act, 2013 is annexed hereto. Further the information under Regulation 36(3) of SEBI (Listing Obligation and Disclosure Requirement) Regulation, 2015 with respect to the details of the Directors seeking appointment/re-appointment are given in the additional information on Directors recommended for appointment/reappointment forming part of this notice.
8. The AGM is being held pursuant to the MCA circulars through VC/OVAM, physical attendance of Members has been dispensed with and the attendance of the Members through VC/OAVM will be counted for the purpose of reckoning the quorum under section 103 of the Companies Act, 2013. Accordingly, the facility for appointment of proxies will not be available for the AGM and hence the Proxy Form and Attendance Slip are not annexed to this Notice. Corporate/Institutional members are required to send a scanned copy of its Board or Governing Body resolution/authorization etc., authorizing its representative to attend the AGM through VC/OVAM to [office.csp@gmail.com](mailto:office.csp@gmail.com), Scrutinizer to cast their votes through e-voting.
9. The members can join the AGM in the VC/OVAM mode 15 minutes before and after the schedule time of the commencement of the meeting by following the procedure mentioned in the notice.
10. The facility of participation at the AGM through VC/OVAM will be made available to at least 1000 members on first come first serve basis. This will not include large shareholders (shareholders holding 2% or more shareholding), Promoters, Institutional Investors, Directors, Key Managerial Personnel, the Chairpersons of the Audit Committee, Nomination and Remuneration Committee and Stakeholders Relationship Committee, Auditors, etc. who are allowed to attend the AGM without restriction on account of first come first serve basis.
11. Members holding shares in physical form are requested to advise any change in their registered address, E-mail address, Contact Numbers etc., to the Company's Registrar and Share Transfer Agent (RTA), Link Intime India Private Limited (LIPL), Mumbai quoting their folio number. Members holding shares in electronic form must send the advice about change in their registered address, E-mail address, Contact Number and bank particulars to their respective Depository Participant and not to the Company.
12. In all correspondence with the Company or with its Share Transfer Agent, members are requested to quote their folio number and in case the shares are held in the dematerialized form, they must quote their Client ID Number and their DPID Number.

13. The following are the details of dividends paid by the Company and respective due dates for transfer of unclaimed dividend to such Investor Education and Protection Fund (IEPF) of the Central Government:

Year of Dividend	Date of Declaration	Due date for transfer to IEPF
2012-13	28.09.2013	27.10.2020
2013-14(Interim)	15.03.2014	14.04.2021
2013-14	27.09.2014	26.10.2021
2014-15	19.09.2015	18.10.2022
2015-16	NA	NA
2016-17	NA	NA
2017-18	NA	NA
2018-19	NA	NA
2019-20	NA	NA

Further, the Company shall not be in a position to entertain the claims of the shareholders for the unclaimed dividends which have been transferred to the credit of the IEPF of the Central Government under the provisions of Section 125 of the Companies Act 2013.



## THE INSTRUCTIONS FOR MEMBERS FOR REMOTE E-VOTING ARE AS UNDER:

1. In compliance with the provisions of Section 108 of the Companies Act, 2013 read with Rule 20 of the Companies (Management and Administration) Rules, 2014 (as amended) and Regulation 44 of SEBI (Listing Obligations & Disclosure Requirements) Regulations 2015 (as amended) and the Circulars issued by the Ministry of Corporate Affairs dated April 08, 2020, April 13, 2020 and May 05, 2020, the Company is providing facility of remote e-voting to its Members in respect of the business to be transacted at the AGM. For this purpose, the Company has made an arrangements with National Securities Depository Limited (“NSDL”) as the authorised e-voting agency. The facility of casting votes by a member using remote e-voting system as well as e-voting on the date of the AGM will be provided by NSDL.

2. Members whose names are recorded in the Register of Members or in the Register of Beneficial Owners maintained by the Depositories as on the Cut-off date i.e. 18th September, 2020, shall be entitled to avail the facility of remote e-voting as well as e-voting on the day of AGM. Any recipient of the Notice, who has no voting rights as on the Cut-off date, shall treat this Notice as intimation only.

3. The Notice of AGM and Annual Report for the financial year 2019-20 are being sent only in electronic mode to those Members whose e-mail addresses are registered with the Company/ RTA or the Depository Participant(s) as on 14th August, 2020. A person who has acquired the shares and has become a member of the Company after the dispatch of the Notice of the AGM and prior to the Cut-off date i.e. 18th September, 2020, shall be entitled to exercise his/her vote either electronically i.e. remote e-voting or e-voting system on the date of the AGM by following the procedure mentioned in this part.

4. The e-voting period commences on 22nd September, 2020 (9:00 AM) (IST) and ends on 24th September, 2020 (05:00

PM) (IST). During this period shareholders of the Company, holding shares either in physical form or in dematerialized form, as on the cut- off date (record date) of 18th September, 2020, may cast their vote electronically. The e-voting module shall be disabled by NSDL for voting thereafter. Once the vote on resolution is cast by the shareholder, the shareholder shall not be allowed to change it subsequently.

5. The voting rights of the members shall be in proportion to their share in the paid up equity share capital of the Company as on the Cut-off date i.e. 18th September, 2020. NSDL can make available link of inspection documents in shareholders dashboard so that shareholders can inspect them during the AGM period.

6. CS Brajesh R. Agrawal, Practising Company Secretary (CP No. 5649 & Membership No. F5771) BR Agrawal & Associates has been appointed as the Scrutinizer to scrutinize the e- voting process in a fair and transparent manner.

7. The instructions for e- voting as under:

**Step 1:** Visit the e-Voting website of NSDL. Open web browser by typing the following URL: <https://www.evoting.nsd.com/> either on a Personal Computer or on a mobile.

**Step 2:** Once the home page of e-Voting system is launched, click on the icon “Login” which is available under ‘Shareholders’ section.

**Step 3:** A new screen will open. You will have to enter your User ID, your Password and a Verification Code as shown on the screen.

Alternatively, if you are registered for NSDL e-services i.e. IDEAS, you can log-in at <https://eservices.nsd.com/> with your existing IDEAS login. Once you log-in to NSDL e-services after using your log-in credentials, click on e-Voting and you can proceed to Step 2 i.e. Cast your vote electronically.

**Step4:** Your User ID details are given below:

Sl. No.	Manner of holding shares i.e. demat (NSDL User ID is: or CDSL) or Physical	Your User ID is:
a.	For Members who hold shares in demat account with NSDL.	8 Character DP ID followed by 8 Digit Client ID For example if your DP ID is IN300*** and Client ID is 12***** then your user ID is IN300***12*****
b.	For Members who hold shares in demat account with CDSL.	16 Digit Beneficiary ID For example if your Beneficiary ID is 12***** then your user ID is 12*****
c.	For Members holding shares in Physical Form.	EVEN Number followed by Folio Number registered with the Company For example if folio number is 001*** and EVEN is 101456 then user ID is 101456001***

**Step 5:** Your password details are given below:

- If you are already registered for e-Voting, then you can use your existing password to login and cast your vote.
- If you are using NSDL e-Voting system for the first time, you will need to retrieve the 'initial password' which was communicated to you. Once you retrieve your 'initial password', you need to enter the 'initial password' and the system will force you to change your password.
- How to retrieve your 'initial password'?

If your email ID is registered in your demat account or with the Company, your 'initial password' is communicated to you on your email ID. Trace the email sent to you from NSDL from your mailbox. Open the email and open the attachment i.e. a.pdf file. Open the.pdf file. The password to open the .pdf file is your 8 digit client ID for NSDL account, last 8 digits of client ID for CDSL account or folio number for shares held in physical form. The .pdf file contains your 'User ID' and your 'initial password'.

**Step 6:** If you are unable to retrieve or have not received the "Initial password" or have forgotten your password:

- Click on "Forgot User Details/Password?"(If you are holding shares in your demat account with NSDL or CDSL) option available on [www.evoting.nsdl.com](http://www.evoting.nsdl.com).
- Physical User Reset Password?" (If you are holding shares in physical mode) option available on [www.evoting.nsdl.com](http://www.evoting.nsdl.com).
- If you are still unable to get the password by aforesaid two options, you can send a request at [evoting@nsdl.co.in](mailto:evoting@nsdl.co.in) mentioning your demat account number/folio number, your PAN, your name and your registered address.
- Members can also use the OTP (One Time Password) based login for casting the votes on the e-Voting system of NSDL.

**Step 7:** After entering your password, tick on Agree to "Terms and Conditions" by selecting on the check box.

**Step 8:** Now, you will have to click on "Login" button.

**Step 9:** After you click on the "Login" button, Home page of e-Voting will open.

### Details on Step 2 is given below:

**How to cast your vote electronically on NSDL e-Voting system?**

- After successful login at Step 1, you will be able to see the Home page of e-Voting. Click on e-Voting. Then, click on Active Voting Cycles.
- After click on Active Voting Cycles, you will be able to see all the companies "EVEN" in which you are holding shares and whose voting cycle is in active status.
- Select "EVEN" of company for which you wish to cast your vote.

- Now you are ready for e-Voting as the Voting page opens.
- Cast your vote by selecting appropriate options i.e. assent or dissent, verify/modify the number of shares for which you wish to cast your vote and click on "Submit" and also "Confirm" when prompted.
- Upon confirmation, the message "Vote cast successfully" will be displayed.
- You can also take the printout of the votes cast by you by clicking on the print option on the confirmation page.
- Once you confirm your vote on the resolution, you will not be allowed to modify your vote.

### General Guidelines for shareholders

- Institutional shareholders (i.e. other than individuals, HUF, NRI etc.) are required to send scanned copy (PDF/ JPG Format) of the relevant Board Resolution/ Authority Letter etc. with attested specimen signature of the duly authorized signatory(ies) who are authorized to vote, to the Scrutinizer by e-mail to [office.csps@gmail.com](mailto:office.csps@gmail.com) with a copy marked to [yarra.rao@hiragroup.com](mailto:yarra.rao@hiragroup.com) and [evoting@nsdl.co.in](mailto:evoting@nsdl.co.in).
- It is strongly recommended not to share your password with any other person and take utmost care to keep your password confidential. Login to the e-voting website will be disabled upon five unsuccessful attempts to key in the correct password. In such an event, you will need to go through the "Forgot User Details/Password?" or "Physical User Reset Password?" option available on [www.evoting.nsdl.com](http://www.evoting.nsdl.com) to reset the password.
- In case of any queries, you may refer the Frequently Asked Questions (FAQs) for Shareholders and e-voting user manual for Shareholders available at the download section of [www.evoting.nsdl.com](http://www.evoting.nsdl.com) or call on toll free no.: 1800-222-990 or send a request to or contact Mr. Amit Vishal, Senior Manager/Ms. Pallavi Mhatre, Manager, NSDL, Trade World, 'A' Wing, 4th Floor, Kamala Mills Compound, Lower Parel, Mumbai – 400013 at telephone no. 022- 24994360/022 24994545 or at E-mail id [evoting@nsdl.co.in](mailto:evoting@nsdl.co.in).

**Process for those shareholders whose email ids are not registered with the depositories for procuring user id and password and registration of e mail ids for e-voting for the resolutions set out in this notice:**

- In case shares are held in physical mode, please provide Folio No., Name of shareholder, scanned copy of the share certificate (front and back), PAN (self-attested scanned copy of PAN card), AADHAR (self-attested scanned copy of Aadhar Card) by email to [yarra.rao@hiragroup.com](mailto:yarra.rao@hiragroup.com).

In case shares are held in demat mode, please provide DPID-CLID (16 digit DPID + CLID or 16 digit beneficiary ID), Name, client master or copy of Consolidated Account

---

statement, PAN (self attested scanned copy of PAN card), AADHAR (self-attested scanned copy of Aadhar Card) to [yarra.rao@hiragroup.com](mailto:yarra.rao@hiragroup.com)

2. Alternatively member may send an e-mail request to [evoting@nsdl.co.in](mailto:evoting@nsdl.co.in) for obtaining User ID and Password by proving the details mentioned in Point(1) or (2) as the case may be.

---

## **THE INSTRUCTIONS FOR MEMBERS FOR e-VOTING ON THE DAY OF THE AGM ARE AS UNDER:**

- a) The procedure for e-Voting on the day of the AGM is same as the instructions mentioned above for remote e-voting.
  - b) Only those Members/ Shareholders, who will be present in the AGM through VC/OAVM facility and have not casted their vote on the Resolutions through remote e-voting and are otherwise not barred from doing so, shall be eligible to vote through e-voting system in the AGM.
  - c) Members who have voted through remote e-voting will be eligible to attend the AGM. However, they will not be eligible to vote at the AGM.
  - d) The details of the person who may be contacted for any grievances connected with the facility for e-voting on the day of the AGM shall be the same person mentioned for remote e-voting.
-

## INSTRUCTIONS FOR MEMBERS FOR ATTENDING THE AGM THROUGH VC/OAVM ARE AS UNDER:

- a) Member will be provided with a facility to attend the AGM through VC/OAVM through the NSDL e-Voting system. Members may access the same at <https://www.evoting.nsd.com> under shareholders/members login by using the remote e-voting credentials. The link for VC/OAVM will be available in shareholder/members login where the EVEN of Company will be displayed. Please note that the members who do not have the User ID and Password for e-Voting or have forgotten the User ID and Password may retrieve the same by following the remote e-Voting instructions mentioned in the notice to avoid last minute rush. Further members can also use the OTP based login for logging into the e-voting system of NSDL.
- b) Members are encouraged to join the Meeting through Laptops for better experience.
- c) Further Members will be required to allow Camera and use Internet with a good speed to avoid any disturbance during the meeting.
- d) Please note that Participants Connecting from Mobile Devices or Tablets or through Laptop connecting via Mobile Hotspot may experience Audio/Video loss due to Fluctuation in their respective network. It is therefore recommended to use Stable Wi-Fi or LAN Connection to mitigate any kind of aforesaid glitches.
- e) For ease of conduct, members who would like to ask questions may send their questions in advance at least (7) days before scheduled time of AGM i.e. on or before 18th September 2020, 11:30 AM. mentioning their name, demat account number / folio number, email id, mobile number at [yarra.rao@hiragroup.com](mailto:yarra.rao@hiragroup.com) and register themselves as a speaker. Those Members who have registered themselves as a speaker will only be allowed to express their views/ask questions during the AGM.
- f) Since the AGM will be held through VC/OAVM, the Route Map is not annexed in this Notice.
8. The Scrutinizer shall within a stipulated period from the conclusion of the e-voting period unblock the votes in the presence of at least two (2) witnesses not in the employment of the Company and make a Scrutinizer's Report of the votes cast in favour or against, if any, forthwith to the Chairman of the Company.
9. The Results shall be declared on or after the AGM of the Company. The Results declared along with the Scrutinizers Report shall be placed on the Company's website [www.godawaripowerispat.com](http://www.godawaripowerispat.com) and on the website of NSDL within 48 hours from the conclusion of AGM of the Company and communicated to the Stock Exchanges ( i.e. NSE & BSE).

**By Order of the Board**

Place: Raipur  
Date: 14.08.2020

**Y.C. Rao**  
Company Secretary

# EXPLANATORY STATEMENT IN RESPECT OF THE SPECIAL BUSINESS PURSUANT TO SECTION 102 OF THE COMPANIES ACT, 2013

## Item No.4:

Shri Bajrang Lal Agrawal was re-appointed as Managing Director of the Company w.e.f. August 12, 2015 for a period of 5 (five) years i.e. up to August 11, 2020. His tenure of office as Managing Director of the Company expires after August 11, 2020. Hence it is proposed to re-appoint Shri Bajrang Lal Agrawal as Managing Director for a further period of five years subject to approval of the shareholders of the Company and pursuant to the provisions of Section 196, 197, 203, Schedule V (including any statutory modifications, amendments or re-enactments thereto for the time being in force) and in accordance with the Articles of Association of the Company and all other applicable provisions of the Companies Act, 2013 and pursuant to the recommendation of the Nomination and Remuneration Committee, approved the re-appointment of Shri Bajrang Lal Agrawal as Managing Director of the Company with effect from August 12, 2020 for a period of 5 (Five) years, i.e. upto August 11, 2025.

The Proposed remuneration shall be within the overall limit of Section 197 and Schedule V of the Companies Act, 2013.

Upon the recommendation of Nomination and Remuneration Committee, the Board of Directors at their meeting held on 11th August, 2020 have also decided to pay the remuneration payable to Shri Bajrang Lal Agrawal as Managing Director of the Company, pursuant to the provisions of Section 196, 197, 203, Schedule V (including any statutory modifications, amendments or re-enactments thereto for the time being in force) and all other applicable provisions of the Act and subject to approval of the shareholders of the Company by way of Special Resolution as under:

**Salary:** Gross Salary in the scale of ₹20,00,000 to ₹60,00,000 Per Month with effect from August 12, 2020.

**Commission:** In addition to the salary, the Managing Director would be entitled to such commission based on the net profits of the Company in any financial year not exceeding 1% (one percent) of such profits as the Nomination and Remuneration Committee shall decide, having regard to the performance of the Company.

**Perquisites:** The Managing Director shall also be entitled to perquisites which would include accommodation (furnished or otherwise) or house rent allowance in lieu thereof, gas, electricity, water, furnishings, medical reimbursement and leave travel concession for self and family, club fees, use of Company cars, medical and personal accident insurance and other benefits, amenities and facilities in accordance with the Rules of the Company. The value of the perquisites would be evaluated as per Income-tax Rules, 1962 wherever applicable and at cost in the absence of any such Rule.

**Others:** Provision of car for use on Company's business, telephone and other communication facilities at residence would not be considered as perquisites.

**Overall Limit:** Provided that the remuneration payable to the appointee (including the salary, commission, perquisites, benefits and amenities) does not exceed the limits laid down in section 197 and computed in the manner laid down in section 198 of the Act, including any statutory modification(s) or re-enactment(s) thereof.

## Minimum Remuneration

Where in any Financial Year, the Company incurs a loss or its profits are inadequate, the Company shall pay the above remuneration by way of salary, commission, incentives, bonus, perquisites and other allowance as a minimum remuneration subject to the limits specified under Section II & III of Part II of Schedule V to the Act (including any statutory modifications or re-enactments thereof, for the time being in force) or such other limits as may prescribed by the Central Government from time to time as minimum remuneration.

The following additional information as required by Schedule V to the Companies Act, 2013 is given below:

## I. General Information:

### (i) Nature of Industry:

The Company is engaged in the business of manufacture of iron ore pellets, sponge iron, steel billets, Wire Rods, HB Wires and generation of power and iron ore mining.

### (ii) Date or expected date of commencement of commercial production:

The Company was incorporated on 21st September, 1999 and started commercial operations in the year 17th April, 2001.

### (iii) In case of new companies, expected date of commencement of activities as per project approved by financial institutions appearing in the prospectus: Not Applicable.

### (iv) Financial performance based on given indicators – as per audited financial results for the year ended 31st March, 2020:

Particulars	₹ in crores
Gross Turnover & Other Income	2774.01
Net profit as per Statement of Profit & Loss (After Tax)	121.40
Computation of Net Profit in accordance with section 198 of the Companies Act, 2013	197.64
Net Worth	1197.22



(v) Foreign investments or collaborators, if any: Not Applicable.

## II. Information about the appointee:

### A. Shri B.L. Agrawal, Managing Director

- (i) Background details: Refer profile Section as stated above
- (ii) Past remuneration during the financial year ended 31st March, 2020: ₹240.00 lakhs
- (iii) Recognition or awards: None
- (iv) Job Profile and his suitability:

He has been associated with the Company since inception in various capacities and has been responsible for overall supervision of all the activities of the Company which inter alia includes, strategic planning, control and management of all the key operations of the Company namely mining, production, marketing, sourcing of resources, manpower and logistics management etc. Having experience for nearly four decades in various fields, he is the most suitable person for the position of Managing Director.

- (v) Remuneration proposed: As per details given in Explanatory Statement
- (vi) Comparative remuneration profile with respect to industry, size of the Company, profile of the position and person (in case of expatriates the relevant details would be with respect to the country of his origin): Taking into consideration the size of the Company, the profile of Mr. B.L. Agrawal, the responsibilities shouldered by him and the industry benchmarks, the remuneration proposed to be paid is commensurate with the remuneration packages paid to similar senior level counterpart(s) in other companies.
- (vii) Pecuniary relationship directly or indirectly with the Company, or relationship with the managerial personnel, if any: Besides the remuneration proposed to be paid to him, the Managing Director does not have any other pecuniary relationship with the Company or relationship with the managerial personnel. He is a promoter of the Company.

### III. Other Information:

- (i) Reasons of loss or inadequate profits: Not applicable, as the Company has posted a net profit after tax of ₹121.40 crores during the year ended 31st March, 2020.
- (ii) Steps taken or proposed to be taken for improvement: Not applicable

(iii) Expected increase in productivity and profits in measurable terms: Not applicable

### IV. Disclosures:

The information and Disclosures of the remuneration package of all Directors have been mentioned in the Annual Report in the Corporate Governance Report Section under the Heading "Remuneration to Directors". Mr. B.L. Agrawal satisfies all the conditions set out in Part-I of Schedule V to the Act as also conditions set out under sub-section 3 of section 196 of the Act for being eligible for his re-appointment. He is not disqualified from being appointed as Director in terms of section 164 of the Act. Mr. B.L. Agrawal is not debarred from holding the office of Director pursuant to any Order issued by the Securities and Exchange Board of India ("SEBI") or any other authority. Brief resume of Mr. B.L. Agrawal, nature of his expertise in specific functional areas, disclosure of relationships between directors inter-se, name of listed entities and other companies in which he holds directorships and memberships/chairmanships of Board Committees, shareholding in the Company, the number of Meetings of the Board attended during the year, as stipulated under SEBI (Listing Obligations and Disclosure Requirements) Regulations, 2015 and Secretarial Standard on General Meetings issued by the Institute of Company Secretaries of India are stated herein, and are also provided in the Corporate Governance Report forming part of the Annual Report and annexed to the notice.

None of the Directors and Key Managerial Personnel of the Company and their relatives, except Mr. Bajrang Lal Agrawal himself, Mr. Siddharth Agrawal and Mr. Abhishek Agrawal being relatives is concerned or interested, financial or otherwise, in the resolution set out at Item No. 4.

The Board recommends the Special Resolution set out at Item No. 4 of the Notice for approval by the members.

### Item No.5:

Shri Prakhar Agrawal(DIN: 07547965) was appointed as Additional Director of the Company by the Board of Directors of the Company w.e.f. 11th August, 2020. He has also been appointed as Whole Time (Executive) Director for a period of 5 (five) years i.e. up to 10th August, 2025 pursuant to the provisions of Section 196, 197, Schedule V (including any statutory modifications, amendments or re-enactments thereto for the time being in force) and in accordance with the Articles of Association of the Company and all other applicable provisions of the Companies Act, 2013 and pursuant to the recommendation of the Nomination and Remuneration Committee subject to approval of the shareholders of the Company.

The Proposed remuneration shall be within the overall limit of Section 197 and Schedule V of the Companies Act, 2013.

Upon the recommendation of Nomination and Remuneration Committee, the Board of Directors at their meeting held on 11th August, 2020 have also decided to pay the remuneration payable to Shri Prakhar Agrawal as Whole Time (Executive) Director of the Company pursuant to the provisions of Section 196, 197, Schedule V (including any statutory modifications, amendments or re-enactments thereto for the time being in force) and all other applicable provisions of the Act and subject to approval of the shareholders of the Company by way of Special Resolution as under:

**Salary:** Gross Salary in the scale of ₹10,00,000 to ₹20,00,000 Per Month with effect from 11th August, 2020.

**Commission:** In addition to the salary, he would be entitled to such commission based on the net profits of the Company in any financial year not exceeding 1% (one percent) of such profits as the Nomination and Remuneration Committee shall decide, having regard to the performance of the Company.

**Perquisites:** He shall also be entitled to perquisites which would include accommodation (furnished or otherwise) or house rent allowance in lieu thereof, gas, electricity, water, furnishings, medical reimbursement and leave travel concession for self and family, club fees, use of Company cars, medical and personal accident insurance and other benefits, amenities and facilities in accordance with the Rules of the Company. The value of the perquisites would be evaluated as per Income-tax Rules, 1962 wherever applicable and at cost in the absence of any such Rule.

**Others:** Provision of car for use on Company's business, telephone and other communication facilities at residence would not be considered as perquisites.

**Overall Limit:** Provided that the remuneration payable to the appointee (including the salary, commission, perquisites, benefits and amenities) does not exceed the limits laid down in section 197 and computed in the manner laid down in section 198 of the Act, including any statutory modification(s) or re-enactment(s) thereof.

#### Minimum Remuneration

Where in any Financial Year, the Company incurs a loss or its profits are inadequate, the Company shall pay the above remuneration by way of salary, commission, incentives, bonus, perquisites and other allowance as a minimum remuneration subject to the limits specified under Section II & III of Part II of Schedule V to the Act (including any statutory modifications or re-enactments thereof, for the time being in force) or such other limits as may prescribed by the Central Government from time to time as minimum remuneration.

The following additional information as required by Schedule V to the Companies Act, 2013 is given below:

#### I. General Information:

- i. Nature of Industry:  
The Company is engaged in the business of manufacture of iron ore pellets, sponge iron, steel billets, Wire Rods, HB Wires and generation of power and iron ore mining.
- ii. Date or expected date of commencement of commercial production:  
The Company was incorporated on 21st September, 1999 and started commercial operations in the year 17th April, 2001.
- iii. In case of new companies, expected date of commencement of activities as per project approved by financial institutions appearing in the prospectus: Not Applicable.
- iv. Financial performance based on given indicators – as per audited financial results for the year ended 31st March, 2020:

Particulars	₹ in crores
Gross Turnover & Other Income	2774.01
Net profit as per Statement of Profit & Loss (After Tax)	121.40
Computation of Net Profit in accordance with section 198 of the Companies Act, 2013	197.64
Net Worth	1197.22

- v. Foreign investments or collaborators, if any: Not Applicable.

#### II. Information about the appointee:

- i. Background details: Refer profile Section as stated above
- ii. Past remuneration during the financial year ended 31st March, 2020: Not Applicable  
Recognition or awards: None
- iii. Job Profile and his suitability: His job profile is to look after over all supervision and management of all the operations of RR Ispat Unit of the Company which inter alia includes sourcing of raw materials, production, marketing, man power planning etc.
- iv. Remuneration proposed: As per details given above.
- v. Comparative remuneration profile with respect to industry, size of the Company, profile of the position and person (in case of expatriates the relevant details would be with respect to the country of his origin): Taking into consideration the size of the Company, the profile of Mr. Prakhar Agrawal, the responsibilities shouldered by him and the industry benchmarks, the remuneration proposed to be paid is commensurate with the remuneration



packages paid to similar senior level counterpart(s) in other companies.

- vi. Pecuniary relationship directly or indirectly with the Company, or relationship with the managerial personnel, if any: Besides the remuneration proposed to be paid to him, the Director does not have any other pecuniary relationship with the Company or relationship with the managerial personnel. He belongs to promoter group as person acting in concert (PAC).

### III. Other Information:

- (i) Reasons of loss or inadequate profits: Not applicable, as the Company has posted a net profit after tax of ₹121.40 crores during the year ended 31st March, 2020.
- (ii) Steps taken or proposed to be taken for improvement: Not applicable
- (iii) Expected increase in productivity and profits in measurable terms: Not applicable

### IV. Disclosures:

The information and Disclosures of the remuneration package of all Directors have been mentioned in the Annual Report in the Corporate Governance Report Section under the Heading "Remuneration to Directors". Mr. Prakhar Agrawal satisfies all the conditions set out in Part-I of Schedule V to the Act as also conditions set out under sub-section 3 of section 196 of the Act for being eligible for his appointment. He is not disqualified from being appointed as Director in terms of section 164 of the Act. Mr. Prakhar Agrawal is not debarred from holding the office of Director pursuant to any Order issued by the Securities and Exchange Board of India ("SEBI") or any other authority. Brief resume of Mr. Prakhar Agrawal, nature of his expertise in specific functional areas, disclosure of relationships between directors inter-se, name of listed entities and other companies in which he holds directorships and memberships/chairmanships of Board Committees, shareholding in the Company, the number of Meetings of the Board attended during the year, as stipulated under SEBI (Listing Obligations and Disclosure Requirements) Regulations, 2015 and Secretarial Standard

on General Meetings issued by the Institute of Company Secretaries of India are stated herein, and are also provided in the Corporate Governance Report forming part of the Annual Report and annexed to the notice.

None of the Directors and Key Managerial Personnel of the Company and their relatives, except Mr. Prakhar Agrawal himself is concerned or interested, financial or otherwise, in the resolution set out at Item No. 5.

The Board recommends the Special Resolution set out at Item No. 5 of the Notice for approval by the members.

### Item No.6:

The Board, on the recommendation of the Audit Committee, has approved the reappointment and remuneration of M/s Sanat Joshi & Associates, Cost Auditors having Firm Registration No. 000506 to conduct the audit of the cost records of the Company for the Financial Year ending 31st March, 2021 at a remuneration of ₹75,000/-.

In accordance with the provisions of Section 148 of the Act read with the Companies (Audit and Auditors) Rules, 2014, the remuneration payable to the Cost Auditors has to be determined by the Shareholders of the Company.

Accordingly, consent of the members is sought for passing an Ordinary Resolution as set out at Item No. 6 of the Notice for determination of the remuneration payable to the Cost Auditors for the Financial Year ending 31st March, 2021.

None of the Directors and Key Managerial Personnel of the Company and their relatives is concerned or interested, financial or otherwise, in the resolution set out at Item No. 6.

The Board recommends the Ordinary Resolution set out at Item No. 6 of the Notice for approval by the members.

By **Order of the Board**

Place: Raipur  
Date: 14.08.2020

**Y.C. Rao**  
Company Secretary

## ANNEXURE

### Particulars of Directors seeking appointment / reappointment/ Retiring by Rotation at the ensuing Annual General Meeting (In Pursuance of Regulation 36(3) of Listing Regulations and SS-2):

Name	Mr. Bajrang Lal Agrawal	Mr. Dinesh Kumar Gandhi	Mr. Prakhar Agrawal	Mr. Vinod Pillai
Brief resume				
i) Age	66	57	25	52
ii) Qualification	B.E. (Electrical)	CA and CS	Graduation from London School of Economics and Diploma holder in Business Management from Century University, Coventry. Graduate Diploma holder in Management and Business Economics from University of Exeter.	Commerce graduate
iii) Experience in specific functional area	Strategic Planning, Project Planning, Production activities.	Accounts, finance, project planning and financing	Plant Operations and Purchases.	Sales, Administration, Liaisoning and Logistics
iv) Date of Appointment on the Board of the Company	17.08.2002	25.02.2005	11.08.2020	28.07.2009
Terms and conditions of appointment or re-appointment	As per the resolution at Item No. 4 of the Notice convening Annual General Meeting dated 14.08.2020 read with explanatory statement thereto	Since he is a Non-Executive Director, no terms of appointment were fixed.	As per the resolution at Item No. 5 of the Notice convening Annual General Meeting dated 14.08.2020 read with explanatory statement thereto	Remuneration in the slab of ₹1,90,000 to ₹2,50,000 per annum along with other perquisites. Sitting Fee will not be paid.
Remuneration last drawn (including sitting fees, if any)	₹240.00 Lakhs	Commission of ₹25 Lakhs	NIL	₹22.80 Lakhs
Remuneration / Sitting Fees proposed to be paid	As per details given in Explanatory Statement	Commission of ₹25 Lakhs	As per details given in Explanatory Statement	₹22.80 Lakhs (approx)
Nature of expertise in specific functional areas	Over four decades of experience in Production activities	He has over 3 decades of experience in the areas of accounts, finance, project planning and financing. A dynamic financial analyst, his competence strategically directs the Company	From behavioural Insight to Strategic Decision Modelling, Social Innovation and Entrepreneurship.	Over 25 years of experience and plays a vital role in commissioning of new projects of Hira Group of Industries
Name(s) of other Listed entities in which the person holds the Directorship	NIL	NIL	NIL	NIL
*Chairman/Member of the Committee of the Board of Directors of the Company	Risk Management Committee	NIL	NIL	1. Corporate Social Responsibility Committee

Name	Mr. Bajrang Lal Agrawal	Mr. Dinesh Kumar Gandhi	Mr. Prakhar Agrawal	Mr. Vinod Pillai
*Chairman/ Member of the Committee of the Board of Directors of other Companies in which he is a Director.	NIL	NIL	NIL	<b>Audit Committee</b> 1. Godawari Energy Limited 2. Hira Infra-Tek Limited <b>Nomination and Remuneration Committee</b> 1.Hira Infra-Tek Limited
No. of Shares of ₹10 /- each held by the Directors	17,31,398	18,000	5,32,500	NIL
Relationship with Directors inter-se (As per Section 2 (77) of the Companies Act, 2013 read with The Companies (Specification of definitions details) Rules, 2014	Father of Mr. Abhishek Agrawal, Whole Time Director and Mr. Siddharth Agrawal, Director and not related to any other Director/ KMP	Not related to any Director / Key Managerial Personnel	He belongs to Promoter Group as Person Acting in Concert with Promoters (PAC) of the Company, however Not related to any Director / Key Managerial Personnel	Not related to any Director / Key Managerial Personnel
No. of Board Meetings held/ attended during the year	4 /5 (FY 2019 -20) 2 /3 (FY 2020 -21)	5 /5 (FY 2019 -20) 3 /3 (FY 2020 -21)	NA (FY 2019 -20) NA (FY 2020 -21)	4 /5 (FY 2019 -20) 3 /3 (FY 2020 -21)

### Information at a glance

Sr. No.	Particulars	Details
1	Day, Date and Time of AGM	Friday, 25th September, 2020 at 11:30 A.M. (IST)
2	Mode	Video conference and other audio-visual means
3	Participation through Video-Conferencing	Members can login from 11:15 A.M. (IST) on the date of AGM at <a href="https://www.evoting.nsdl.com">https://www.evoting.nsdl.com</a>
4	Helpline Number for VC participation	National Securities Depository Limited ( NSDL) Contact No.: Toll Free No. 1800-222-990 Telephone no. 022- 24994360/022 24994545 Godawari Power and Ispat Limited Contact No. to Mr. Dinesh Gupta 0771-4082200
5	Submission of Questions / Queries Before AGM	Questions/queries shall be submitted 7 days before the time fixed for AGM i.e. by 11:30 A.M. (IST) i.e. on or before 18th September, 2020, by email to Mr. Y.C. Rao, Company Secretary at <a href="mailto:yarra.rao@hiragroup.com">yarra.rao@hiragroup.com</a> mentioning name, demat account no./folio number, email ID, mobile number, etc.
6	Speaker Registration Before AGM	Members who would like to express their views/ask questions as a speaker at the Meeting may pre-register themselves by sending a request from their registered e-mail address mentioning their names, DP ID and Client ID/folio number, PAN and mobile number at <a href="mailto:yarra.rao@hiragroup.com">yarra.rao@hiragroup.com</a> from Monday, 18th September, 2020 (9.00 a.m. IST) to 23rd September, 2020 (5.00 p.m.) Only those Members who have pre-registered themselves as a speaker will be allowed to express their views/ask questions during the AGM. The Company reserves the right to restrict the number of speakers depending on the availability of time for the AGM
7	Cut-off date for e-voting	Friday, 18th September, 2020
8	Remote E-voting start time and date	Tuesday, 22nd September, 2020 (9:00 a.m. IST)
9	Remote E-voting end time and date	Thursday, 24th September, 2020 (5:00 p.m. IST)
10	Remote E-voting website of NSDL	<a href="http://www.evoting.nsdl.com">www.evoting.nsdl.com</a>

Sr. No.	Particulars	Details
11	Name, address and contact details of e-voting service Provider	<p>Mr. Amit Vishal, Senior Manager/Ms. Pallavi Mhatre, Manager, NSDL, Trade World, 'A' Wing, 4th Floor, Kamala Mills Compound, Lower Parel, Mumbai – 400013</p> <p>Telephone no. 022- 24994360/022 24994545</p> <p>Toll free no.: 1800-222-990</p> <p>E-mail Id evoting@nsdl.co.in,</p>
12	Name, address and contact details of Registrar and Transfer Agent	<p>Link Intime India Pvt. Ltd.</p> <p>C-101, 247 Park, LBS Marg, Vikhroli (West) Mumbai - 400083 (MH)</p> <p>Email: rnt.helpdesk@linkintime.co.in</p> <p>Contact No.: 022-49186270</p> <p>Fax No.: 022-49186060</p> <p>Toll Free No.: 1800 1020 878</p>
13	E-mail Registration & Contact Updation Process	<p>Demat shareholders: Contact respective Depository Participant.</p> <p>Physical Shareholders: Contact Company's Registrar and Transfer Agents, Link Intime India Private Limited by sending an email request at rnt.helpdesk@linkintime.co.in along with signed scanned copy of the request letter providing the e-mail address, mobile number, self-attested copy of the PAN card and copy of the Share Certificate (both side).</p>