



Deep Polymers Limited.

Additive Filler Compoundings

CIN : L25209GJ2005PLC046757



Date: 31st July, 2020

To,
BSE Limited
Phiroze Jeejeebhoy Tower,
Dalal Street,
Mumbai - 400 001

Dear Sir/Madam,

**Sub: Submission of Audited Financial Results for the Half Year and Year ended
31st March, 2020**

Ref: Security Id: DEEP & Script Code: 541778

In reference to captioned subject and pursuant to Regulation 33(3) (d) of the SEBI (Listing Obligations and Disclosure Requirements) Regulations, 2015, we hereby submit the:

1. Audited Standalone Financial Results of the Company for the half year and financial year ended on 31st March, 2020 along with Auditors' Report.
2. Audited Consolidated Financial Results of the Company for the half year and financial year ended on 31st March, 2020 along with Auditors' Report.
3. Declaration in respect of unmodified opinion on Audited Financial Results

Kindly take the same on your record and oblige us.

Thanking You,

Yours Faithfully

For, **Deep Polymers Limited**

Rameshbhai Patel
Managing Director
DIN: 01718102




Deep Polymers Limited
CIN : L25209GJ2005PLC046757
Registered Address: Block No 727, B/h Bhavi Industries, Rankanpur (Santej), Taluka Kalol, District Gandhinagar - 382 721
Audited Standalone financial results for the Half Year/ Year ended 31 March 2020
prepared in accordance with the Indian GAAP

(Rs. in INR, except per equity share data)

Particulars	Half year Ended	Half year Ended	For the year ended	For the year ended
	31 March 2020 (Audited)	30 Sep 2019 (Unaudited)	31 March 2020 (Audited)	31 March 2019 (Audited)
I Revenue from Operations	15,71,22,701	17,17,56,017	32,88,78,717	40,42,05,166
II Other Income	82,59,995	2,28,50,37	1,05,45,032	2,10,60,086
III Total Revenue (I + II)	16,53,82,696	17,40,41,054	33,94,23,749	42,52,65,252
IV Expenditure				
Cost of Material Consumed	12,63,38,854	13,11,82,789	25,75,21,642	32,23,59,239
Changes in Inventories of Finished goods, work - in - progress and stock - in - Trade	(34,45,554)	5,36,65,19	19,20,965	(95,82,590)
Employee benefits expenses	52,71,798	44,95,677	97,67,475	88,32,003
Finance Cost	24,34,650	18,75,882	43,10,532	44,23,201
Depreciation and amortisation expenses	15,75,888	29,17,361	44,93,249	58,34,722
Other Expenses	2,39,88,811	1,64,53,941	4,04,42,752	4,75,35,056
Total Expenses (IV)	15,61,64,447	16,22,92,169	31,84,56,615	37,94,01,631
Profit before exceptional and extraordinary items and tax (III - IV)	92,18,249	1,17,48,885	2,09,67,134	4,58,63,621
VI Exceptional Items				
VII Profit before extraordinary items and tax (III - IV)	92,18,249	1,17,48,885	2,09,67,134	4,58,63,621
VIII Extraordinary Items				
IX Profit Before Tax (VII - VIII)	92,18,249	1,17,48,885	2,09,67,134	4,58,63,621
X Tax Expenses :				
1 Current Tax	58,00,000		58,00,000	1,18,75,000
2 MAT Credit Entitlement				
3 Deferred Tax	9,896		9,896	1,48,596
4 Last Year Short Provision of Tax				94,527
Profit (Loss) for the period from continuing operations (IX - X)	34,08,353	1,17,48,885	1,51,57,238	3,37,45,498
XI Profit (Loss) from discontinuing operations (IX - X)				
XIII Tax expenses of discontinuing operations				
Profit (Loss) from discontinuing operations (after tax) (IX - X)				
XV Profit (Loss) for the period (XI + XIV)	34,08,353	1,17,48,885	1,51,57,238	3,37,45,498
Paid - up Equity Share Capital (Weighted Average) (Face Value Rs.10 Each)	11,87,16,000	11,87,16,000	11,87,16,000	11,87,16,000
XVI Earning per Equity Share:				
1 Basic	0.29	0.99	1.28	2.84
2 Diluted	0.29	0.99	1.28	2.84

Notes to the Financial Results:

- The above audited Financial Results for the Half Year and Year ended 31st March, 2020 have been reviewed by the Audit Committee and were taken on record by the Board of Directors in their meeting on 31st July, 2020.
- The Above result have been prepared in accordance with the Companies Act and Indian GAAP.
- Figures for the previous Period have been regrouped, reclassified and restated wherever necessary to make them comparable with the current period's figures.



For, Deep Polymers Limited

R. Patel

Rameshbhai Patel
Managing Director
DIN : 01718102

Date : 31-07-2020
Place : Gandhinagar

Deep Polymers Limited


CIN : L25209GJ2005PLC046757

Address: Block No 727, B/h Bhavi Industries, Rankanpur (Santej), Taluka Kalol, District Gandhinagar - 382 721

Audited Standalone Balance Sheet as at 31st March 2020

Particulars	For the year ended	
	31 March 2020 (Audited)	31 March 2019 (Audited)
I. EQUITY AND LIABILITIES		
(1) Shareholders Funds		
(a) Share Capital	11,87,16,000	11,87,16,000
(b) Reserves and Surplus	13,59,60,633	12,13,78,145
(c) Money Received against share Warrants	-	-
	25,46,76,633	24,00,94,145
(2) Share Application money Pending Allotment		
(3) Non-Current Liabilities		
(a) Long Term Borrowings	1,05,19,686	2,30,24,845
(b) Deferred Tax Liabilities (Net)	30,943	21,047
(c) Other Long Term Liabilities	-	-
(c) Long Term Provisions	-	(5,74,366)
	1,05,50,629	2,24,71,526
(4) Current Liabilities		
(a) Short-Term Borrowings	-	2,83,02,561
(b) Trade Payables	89,13,971	1,52,68,538
(c) Other Current Liabilities	13,33,286	65,295
(d) Short-Term Provisions	66,44,638	31,04,886
	1,68,91,895	4,67,41,280
Total Equity & Liabilities :	28,21,19,157	30,93,06,951
II. ASSETS		
(1) Non-Current Assets		
(a) Fixed Assets	-	2,98,89,692
(i) Tangible Assets	2,63,68,463	-
(ii) Intangible Assets	-	-
(iii) Capital Work in Progress	-	9,95,000
(b) Non Current Investments	9,95,000	52,44,895
(c) Long term loans and advances	-	-
(d) Other Non Current Assets	13,75,280	-
	2,87,38,743	3,61,29,587
(2) Current Assets		
(a) Current investments	-	-
(b) Inventories	4,37,56,653	4,97,27,208
(c) Trade receivables	19,06,44,810	20,29,84,961
(d) Cash and bank balances	24,96,513	39,37,156
(e) Short-term loans and advances	54,03,097	1,65,28,039
(f) Other Current Assets	1,10,79,341	-
	25,33,80,414	27,31,77,364
Total Assets :	28,21,19,157	30,93,06,951

Date : 31-07-2020
Place : Gandhinagar



For Deep Polymers Limited

RP Patel
Rameshbhai Patel
Managing Director
DIN : 01718102

DEEP POLYMERS LIMITED

CIN L25209GJ2005PLC046757


Address: Block No 727, B/h Bhavi Industries, Rankanpur (Santej), Taluka Kalol, District Gandhinagar - 382 721

Cash Flow statement for the year ended 31st March, 2020

(Amount in Rs.)

Particulars	31/03/2020	31/03/2019
A. CASH FLOW FROM OPERATING ACTIVITIES		
Profit Before Tax	20967134	45863621
Adjustment For :		
Depreciation of property, plant & equipment	4493249	5834722
Finance Cost	4310532	4423201
Interest Income classified as Investing Cash Flows	0	0
Other Comprehensive Expense	(9896)	135381
(Profit) / Loss on sale of property, plant & equipment	0	(206741)
Operating Profit before working capital changes	29761019	56050184
Adjustment For :		
(a) (Increase)/Decrease in Inventories	5970555	(26620504)
(b) (Increase)/Decrease in Trade Receivables	12340151	923499
(c) (Increase)/Decrease in Non-Current Financial Assets- Loans	0	(12731114)
(d) Increase /(Decrease) in Long Term Provisions	0	(3036334)
(e) Increase /(Decrease) in Long Term Borrowings	(12505159)	(18440554)
(f) Increase /(Decrease) in Short Term Borrowings	(28302561)	(33493826)
(g) Increase /(Decrease) in Other Current Liabilities	1277887	(1306062)
(h) Increase /(Decrease) in Short Term Provisions	3539368	(480994)
(i) Increase /(Decrease) in Trade Payable	(6354567)	(13274786)
CASH GENERATED FROM OPERATIONS	5726693	(52410491)
Less :(a) Income Tax Paid	(5800000)	(11026442)
NET CASH INFLOW FROM OPERATING ACTIVITIES (A)	(73307)	(63436933)
B. CASH FLOW FROM INVESTING ACTIVITIES		
(a) Purchase of Fixed Assets	(972020)	0
(b) Sale of Fixed Assets	0	(1604471)
(c) Investment	(11079341)	14543512
(d) Interest Income		
NET CASH INFLOW / (OUTFLOW) FROM INVESTING ACTIVITIES (B)	(12051361)	12939041
C. CASH FLOW FROM FINANCING ACTIVITIES		
(a) Proceeds/(Repayment) from Borrowings	14994557	(1527000)
(b) Subsidy Received	0	2497783
(c) Proceeds from Issue of Share Capital		54400000
(d) Interest Paid	(4310532)	(4423201)
NET CASH INFLOW/ (OUTFLOW) IN FINANCING ACTIVITIES (C)	10684025	50947582
NET INCREASE IN CASH & CASH EQUIVALENTS (A+B+C)	(1440643)	449690
OPENING BALANCE - CASH & CASH EQUIVALENT	3937156	3487466
CLOSING BALANCE - CASH & CASH EQUIVALENT	2496513	3937156

For, Deep Polymers Limited



Rameshbhai Patel

Managing Director

DIN: 01718102

Date : 31-07-2020

Place : Gandhinagar



S. MANDAWAT & CO.

Chartered Accountants

913, Sahjanand Shopping Centre ,Opp. Rajasthan Hindi High School Shahibaug Road- Ahmedabad - 380004
Phone : (O) 25620913 (M) 9426072909 Email : skmandawat@yahoo.co.in

Auditor's Report on Half Yearly Financial Results and Year to Date Results of the Company Pursuant to the Regulation 33 of the SEBI (Listing Obligations and Disclosure Requirements) Regulations, 2015

To,
**The Board of Directors of
Deep Polymers Limited**

We have audited the half yearly financial results of **Deep Polymers Limited** for the half year and year ended on March 31, 2020 and the year to date results for the period April 1, 2019 to March 31, 2020 attached herewith, being submitted by the Company pursuant to the requirement of Regulation 33 of the SEBI (Listing Obligations and Disclosure Requirements) Regulations, 2015. These half yearly financial results as well as the year to date financial results have been prepared on the basis of the interim financial statements, which are the responsibility of the Company's management. Our responsibility is to express an opinion on these financial results based on our audit of such interim financial statements, which have been prepared in accordance with the recognition and measurement principles laid down in Indian Accounting Standard 34 (Ind AS 34) for Interim Financial Reporting, prescribed, under Section 133 of the Companies Act, 2013 read with relevant rules issued there under; or by the Institute of Chartered Accountants of India, as applicable and other accounting principles generally accepted in India.

We conducted our audit in accordance with the auditing standards generally accepted in India. Those standards require that we plan and perform the audit to obtain reasonable assurance about whether the financial results are free of material misstatement(s). An audit includes examining, on a test basis, evidence supporting the amounts disclosed as financial results. An audit also includes assessing the accounting principles used and significant estimates made by management. We believe that our audit provides a reasonable basis for our opinion.

In our opinion and to the best of our information and according to the explanations given to us these half yearly financial results as well as the year to date results:

- i. Are presented in accordance with the requirements of Regulation 33 of the SEBI (Listing Obligations and Disclosure Requirements) Regulations, 2015 in this regard;
- ii. Give a true and fair view of the net profit and other financial information for the half yearly ended on March 31, 2020 as well as the year to date results for the period from April 01, 2019 to March 31, 2020.

For, **S. Mandawat & Co.**
Chartered Accountant
Firm Registration No: 118330W

Subhash Chandrà Mandawat
Partner
Membership No: 102708
Date: 31/07/2020
Place: Ahmedabad
UDIN 20102708AAAACB1221



Deep Polymers Limited

CIN : L25209GJ2005PLC046757

Registered Address: Block No 727, B/h Bhavi Industries, Rankanpur (Sante), Taluka Kalol, District Gandhinagar - 382 721


Audited Consolidated financial results for the Half Year/ Year ended 31 March 2020
prepared in accordance with the Indian GAAP

(Rs. in INR, except per equity share data)

Particulars	Half year Ended	Half year Ended	For the year ended	For the year ended
	31 March 2020 (Audited)	30 Sep 2019 (Unaudited)	31 March 2020 (Audited)	31 March 2019 (Audited)
I Revenue from Operations				
II Other Income	15,71,22,701	17,17,56,017	32,88,78,717	40,42,05,166
III Total Revenue (I + II)	16,41,27,222	17,40,41,054	33,94,23,749	42,52,65,252
IV Expenditure				
Cost of Material Consumed	12,63,38,854	13,11,82,789	25,75,21,642	32,23,59,239
Changes in Inventories of Finished goods, work - in - progress and stock - in - Trade	(34,45,554)	53,66,519	19,20,965	(95,82,590)
Employee benefits expenses	52,37,490	44,95,677	97,67,475	88,32,003
Finance Cost	22,46,388	18,75,882	43,10,532	44,23,201
Depreciation and amortisation expenses	15,75,888	29,17,361	44,93,249	58,34,722
Other Expenses	2,05,00,807	1,64,53,941	4,04,52,648	4,75,35,056
Total Expenses (IV)	15,24,53,873	16,22,92,169	31,84,66,511	37,94,01,631
V Profit before exceptional and extraordinary items and tax (III - IV)	1,16,73,349	1,17,48,885	2,09,57,238	4,58,63,621
VI Exceptional Items				
VII Profit before extraordinary items and tax (III - IV)	1,16,73,349	1,17,48,885	2,09,57,238	4,58,63,621
VIII Extraordinary Items				
IX Profit Before Tax (VII - VIII)	1,16,73,349	1,17,48,885	2,09,57,238	4,58,63,621
X Tax Expenses :				
1 Current Tax	21,69,808	-	58,00,000	1,18,75,000
2 MAT Credit Entitlement				
3 Deferred Tax	9,896	-	9,896	1,48,596
4 Last Year Short Provision of Tax				94,527
Profit (Loss) for the period from continuing operations (IX - X)	94,93,645	1,17,48,885	1,51,47,342	3,37,45,498
XII Profit (Loss) from discontinuing operations (IX - X)	-	-	-	-
XIII Tax expenses of discontinuing operations	-	-	-	-
Profit (Loss) from discontinuing operations (after tax) (IX - X)	-	-	-	-
XV Profit (Loss) after share of Profit from Associate Company	1,65,179	-	1,65,179	14,42,214
XVI Profit (Loss) for the period (XI + XIV)	94,93,645	1,17,48,885	1,53,12,521	3,51,87,712
Paid - up Equity Share Capital (Weighted Average) (Face Value R	1,18,71,600	1,18,71,600	1,18,71,600	1,18,71,600
XVII Earning per Equity Share:				
1 Basic	0.81	0.99	1.29	2.96
2 Diluted	0.81	0.99	1.29	2.96

Notes to the Financial Results:

- The above audited Financial Results for the Half Year and Year ended 31st March, 2020 have been reviewed by the Audit Committee and were taken on record by the Board of Directors in their meeting on 31st July, 2020.
- The Above result have been prepared in accordance with the Companies Act and Indian GAAP.
- Figures for the previous Period have been regrouped, reclassified and restated wherever necessary to make them comparable with the current period's figures.



For, Deep Polymers Limited

Rameshbhai Patel

Rameshbhai Patel

Managing Director

DIN : 01718102


Date : 31-07-2020

Place : Gandhinagar

Deep Polymers Limited
CIN : L25209GJ2005PLC046757

Address: Block No 727, B/h Bhavi Industries, Rankanpur (Santel), Taluka Kalol, District Gandhinagar - 382 721
Audited Consolidated Balance Sheet as at 31st March 2020

Particulars	For the year ended	
	31 March 2020 (Audited)	31 March 2019 (Audited)
I. EQUITY AND LIABILITIES		
(1) Shareholders' Funds		
(a) Share Capital	118716000	118716000
(b) Reserves and Surplus	162716633	121378145
(c) Money Received against share Warrants	0	0
	281432633	240094145
(2) Share Application money Pending Allotment		
(3) Non-Current Liabilities		
(a) Long-Term Borrowings	10519686	23024845
(b) Deferred Tax Liabilities (Net)	30943	21047
(c) Other Long Term Liabilities	0	0
(c) Long Term Provisions	0	-574366
	10550629	22471526
(4) Current Liabilities		
(a) Short-Term Borrowings		28302561
(b) Trade Payables	8913971	15268538
(c) Other Current Liabilities	1333286	65295
(d) Short-Term Provisions	6644638	3104886
	16891895	46741280
Total Equity & Liabilities :	308875157	309306951
II. ASSETS		
(1) Non-Current Assets		
(a) Fixed Assets		29889692
(i) Tangible Assets	26368463	
(ii) Intangible Assets		
(iii) Capital Work in Progress		
(b) Non Current Investments	995000	995000
(c) Long term loans and advances		5244895
(d) Investment in Associate Company	26756000	
(e) Other Non Current Assets	1375280	0
	55494743	36129587
(2) Current Assets		
(a) Current investments	11079341	0
(b) Inventories	43756653	49727208
(c) Trade receivables	190644810	202984961
(d) Cash and bank balances	2496513	3937156
(e) Short-term loans and advances	5403097	16528039
(f) Other Current Assets	253380414	273177364
Total Assets :	308875157	309306951



For Deep Polymers Limited

Rameshbhai Patel

Rameshbhai Patel
Managing Director
DIN : 01718102

Date : 31-07-2020
Place : Gandhinagar

DEEP POLYMERS LIMITED

CIN L25209GJ2005PLC046757

Address: Block No 727, B/h Bhavi Industries, Rankanpur (Santej), Taluka Kalol, District Gandhinagar - 382 721

Cash Flow statement for the year ended 31st March, 2020

Particulars	(Amount in Rs.)	
	31/03/2020	31/03/2019
A. CASH FLOW FROM OPERATING ACTIVITIES		
Profit Before Tax		
Adjustment For :	21132313	45863621
Depreciation of property, plant & equipment		
Finance Cost	4493249	5834722
Interest Income classified as Investing Cash Flows	4310532	4423201
Other Comprehensive Expense	0	0
(Profit) / Loss on sale of property, plant & equipment	(9896)	135381
Operating Profit before working capital changes	29926198	56050184
Adjustment For :		
(a) (Increase)/Decrease in Inventories	5970555	(26620504)
(b) (Increase)/Decrease in Trade Receivables	12340151	923499
(c) (Increase)/Decrease in Non-Current Financial Assets- Loans	0	(12731114)
(d) Increase /(Decrease) in Long Term Provisions	0	(3036334)
(e) Increase /(Decrease) in Long Term Borrowings	(12505159)	(18440554)
(f) Increase /(Decrease) in Short Term Borrowings	(28302561)	(33493826)
(g) Increase /(Decrease) in Other Current Liabilities	1277887	(1306062)
(h) Increase /(Decrease) in Short Term Provisions	3539368	(480994)
(i) Increase /(Decrease) in Trade Payable	(6354567)	(13274786)
CASH GENERATED FROM OPERATIONS	5891872	(52410491)
Less :(a) Income Tax Paid	(5800000)	(11026442)
NET CASH INFLOW FROM OPERATING ACTIVITIES (A)	91872	(63436933)
B. CASH FLOW FROM INVESTING ACTIVITIES		
(a) Purchase of Fixed Assets	(972020)	0
(b) Sale of Fixed Assets	0	(1604471)
(c) Investment	(11244520)	14543512
(d) Interest Income		
NET CASH INFLOW / (OUTFLOW) FROM INVESTING ACTIVITIES (B)	(12216540)	12939041
C. CASH FLOW FROM FINANCING ACTIVITIES		
(a) Proceeds/(Repayment) from Borrowings	14994557	(1527000)
(b) Subsidy Received	0	2497783
(c) Proceeds from Issue of Share Capital		54400000
(d) Interest Paid	(4310532)	(4423201)
NET CASH INFLOW / (OUTFLOW) IN FINANCING ACTIVITIES (C)	10684025	50947582
NET INCREASE IN CASH & CASH EQUIVALENTS (A+B+C)	(1440643)	449690
OPENING BALANCE - CASH & CASH EQUIVALENT	3937156	3487466
CLOSING BALANCE - CASH & CASH EQUIVALENT	2496513	3937156

For, Deep Polymers Limited



Rameshbhai Patel

Rameshbhai Patel
Managing Director
DIN: 01718102

Date : 31-07-2020
Place : Gandhinagar



S. MANDAWAT & CO.

Chartered Accountants

913, Sahjanand Shopping Centre ,Opp. Rajasthan Hindi High School Shahibaug Road- Ahmedabad - 380004
Phone : (O) 25620913 (M) 9426072909 Email : skmandawat@yahoo.co.in

Auditor's Report on Half Yearly Consolidated Financial Results and Year to Date Results of the Company Pursuant to the Regulation 33 of the SEBI (Listing Obligations and Disclosure Requirements) Regulations, 2015

To,
**The Board of Directors of
Deep Polymers Limited**


We have audited the half yearly consolidated financial results of **Deep Polymers Limited** for the half year and year ended on March 31, 2020 and the year to date results for the period April 1, 2019 to March 31, 2020 attached herewith, being submitted by the Company pursuant to the requirement of Regulation 33 of the SEBI (Listing Obligations and Disclosure Requirements) Regulations, 2015. These half yearly consolidated financial results as well as the year to date financial results have been prepared on the basis of the interim financial statements, which are the responsibility of the Company's management. Our responsibility is to express an opinion on these financial results based on our audit of such interim financial statements, which have been prepared in accordance with the recognition and measurement principles laid down in Indian Accounting Standard 34 (Ind AS 34) for Interim Financial Reporting, prescribed, under Section 133 of the Companies Act, 2013 read with relevant rules issued there under; or by the Institute of Chartered Accountants of India, as applicable and other accounting principles generally accepted in India.

We conducted our audit in accordance with the auditing standards generally accepted in India. Those standards require that we plan and perform the audit to obtain reasonable assurance about whether the financial results are free of material misstatement(s). An audit includes examining, on a test basis, evidence supporting the amounts disclosed as financial results. An audit also includes assessing the accounting principles used and significant estimates made by management. We believe that our audit provides a reasonable basis for our opinion.

In our opinion and to the best of our information and according to the explanations given to us these half yearly consolidated financial results as well as the year to date results:

- i. Are presented in accordance with the requirements of Regulation 33 of the SEBI (Listing Obligations and Disclosure Requirements) Regulations, 2015 in this regard;
- ii. Give a true and fair view of the net profit / loss and other financial information for the half yearly ended on March 31, 2020 as well as the year to date results for the period from April 01, 2019 to March 31, 2020.

For, **S. Mandawat & Co.**
Chartered Accountant
Firm Registration No: 118330W


Subhash K Mandawat
Partner
Membership No: 102708
Date: 31/07/2020
Place: Ahmedabad
UDIN 20102708AAAACD7161





Deep Polymers Limited.

Additive Filler Compoundings

CIN : L25209GJ2005PLC046757



Date: 31st July, 2020

To,
BSE Limited
Phiroze Jeejeebhoy Tower,
Dalal Street,
Mumbai - 400 001

Dear Sir/Madam,

Sub: Declaration in respect of Unmodified Opinion on Audited Financial Result for the Financial Year ended on March 31, 2020

Ref: Security Id: DEEP & Script Code: 541778

We hereby declared that the statutory auditor of the Company, M/s S. Mandawat & Co. Chartered Accountants, Ahmedabad has issued Audit Report with Unmodified Opinion on Audited Financial Result for the financial year ended as on March 31, 2020.

The declaration is given in compliance to second proviso of Reg. 33(3)(d) of SEBI (Listing Obligations & Disclosure Requirements) Regulations, 2015, as amended by the SEBI (Listing Obligations and Disclosure Requirements) (Amendment), Regulations 2016, vide notification no. SEBI/LAD-NRO/GN/2016-17/001, dated 25th May, 2016.

Kindly take the same on your record and oblige us.

Thanking You,

For, Deep Polymers Limited

Rameshbhai Patel
Managing Director
DIN: 01718102

