

SMEL/SE/2023-24/30

July 06, 2023

The Secretary, Listing Department BSE Limited Phiroze Jeejeebhoy Towers Dalal Street Mumbai 400 001 Maharashtra, India Scrip Code: 543299	The Manager - Listing Department National Stock Exchange of India Limited "Exchange Plaza", 5th Floor, Plot No. C/1, G Block, Bandra-Kurla Complex, Bandra (East), Mumbai 400 051 Maharashtra, India Symbol: SHYAMMETL
--	---

Sub: Sales Release for the month & quarter ended June, 2023

Dear Sir/Madam,

Pursuant to Regulation 30 of SEBI (LODR) Regulations 2015, kindly find enclosed herewith the Sales Release of the Company for the month and quarter ended on 30th June, 2023.

This is for your information and records.

Thanking you,

Yours faithfully,

For Shyam Metals And Energy Limited


Birendra Kumar Jain
Company Secretary
Membership No. ACS 8305



Enclosed: As above


OUR BRANDS:



SHYAM METALICS AND ENERGY LIMITED

REG. OFFICE: Trinity Tower, 7th Floor, 83, Topsia Road, Kolkata - 700 046, West Bengal, CIN: L40101WB2002PLC095491 GSTIN: 19AAHCS5842A2ZD

SALES & MARKETING OFFICE: Viswakarma Building, North West Block, 1st, 2nd & 3rd Floor, 86C, Topsia Road, Kolkata - 700 046

T: +91 33 4016 4001 F: +91 33 4016 4025 Email: contact@shyamgroup.com Web: www.shyammetalics.com Follow us on: 

Sales Release for the Month & Quarter ended 30th June, 2023

Sponge Iron

Particulars	Monthly Performance					Quarterly Performance		
	June	June	% Change	May	% Change	Q1	Q4	% Change
	FY24	FY23		FY24		FY24	FY23	
Quantity in Tonnes	40,599	60,236	-32.6%	54,145	-25.0%	1,56,178	1,38,583	12.7%
Average Realisation Per Tonne	27,036	30,106	-10.2%	27,963	-3.3%	28,352	30,712	-7.7%

- There has been an increase of 12.7% in sale volume as compared to the previous quarter whereas realisations have dropped by 7.7%.

Steel Billets


Particulars	Monthly Performance					Quarterly Performance		
	June	June	% Change	May	% Change	Q1	Q4	% Change
	FY24	FY23		FY24		FY24	FY23	
Quantity in Tonnes	17,367	22,826	-23.9%	15,680	10.8%	49,315	41,205	19.7%
Average Realisation Per Tonne	43,301	45,419	-4.7%	44,299	-2.3%	44,379	46,127	-3.8%

- There has been an increase of 19.7% in sale volume as compared to the previous quarter whereas realisations have dropped by 3.8%.

Long Steel including TMT, Wire Rods, Structurals

Particulars	Monthly Performance					Quarterly Performance		
	June	June	% Change	May	% Change	Q1	Q4	% Change
	FY24	FY23		FY24		FY24	FY23	
Quantity in Tonnes	1,04,725	78,880	32.8%	1,04,658	0.1%	3,12,786	3,40,719	-8.2%
Average Realisation Per Tonne	48,844	52,238	-6.5%	50,300	-2.9%	50,557	52,472	-3.6%

OUR BRANDS:



SHYAM METALICS AND ENERGY LIMITED

REG. OFFICE: Trinity Tower, 7th Floor, 83, Topsia Road, Kolkata - 700 046, West Bengal, CIN: L40101WB2002PLC095491 GSTIN: 19AAHCS5842A2ZD

SALES & MARKETING OFFICE: Viswakarma Building, North West Block, 1st, 2nd & 3rd Floor, 86C, Topsia Road, Kolkata - 700 046

T: +91 33 4016 4001 F: +91 33 4016 4025 Email: contact@shyamgroup.com Web: www.shyammetalics.com Follow us on:

- There has been an decrease of 8.2% in sale volume as compared to the previous quarter and realisations have dropped by 3.6%.

Steel

Particulars	Monthly Performance					Quarterly Performance		
	June	June	%	May	%	Q1	Q4	%
	FY24	FY23	Change	FY24	Change	FY24	FY23	Change
Quantity in Tonnes	1,62,691	1,61,942	0.5%	1,74,483	-6.8%	5,18,279	5,20,507	-0.4%
Average Realisation Per Tonne	42,810	43,045	-0.5%	42,829	0.0%	43,278	46,176	-6.3%

Pellet


Particulars	Monthly Performance					Quarterly Performance		
	June	June	%	May	%	Q1	Q4	%
	FY24	FY23	Change	FY24	Change	FY24	FY23	Change
Quantity in Tonnes	81,582	72,652	12.3%	1,21,341	-32.8%	3,36,598	3,19,117	5.5%
Average Realisation Per Tonne	8,513	8,199	3.8%	8,923	-4.6%	9,013	9,077	-0.7%

- On a quarterly basis the realization per tonne decreased by 0.7% and there was a volume increase of 5.5% as compared to Q4 FY23.

Ferro Alloys

Particulars	Monthly Performance					Quarterly Performance		
	June	June	%	May	%	Q1	Q4	%
	FY24	FY23	Change	FY24	Change	FY24	FY23	Change
Quantity in Tonnes	14,206	12,537	13.3%	18,709	-24.1%	49,039	45,128	8.7%
Average Realisation Per Tonne	94,551	1,10,116	-14.1%	1,00,383	-5.8%	96,553	99,864	-3.3%

OUR BRANDS:



SHYAM METALICS AND ENERGY LIMITED

REG. OFFICE: Trinity Tower, 7th Floor, 83, Topsia Road, Kolkata - 700 046, West Bengal, CIN: L40101WB2002PLC095491 GSTIN: 19AAHCS5842A2ZD

SALES & MARKETING OFFICE: Viswakarma Building, North West Block, 1st, 2nd & 3rd Floor, 86C, Topsia Road, Kolkata - 700 046

T: +91 33 4016 4001 F: +91 33 4016 4025 Email: contact@shyamgroup.com Web: www.shyammetalics.com Follow us on:

- There has been an increase of 8.7% in sale volume as compared to the previous quarter whereas realisations have dropped by 3.3%.

Aluminium

Particulars	Monthly Performance					Quarterly Performance		
	June	June	% Change	May	% Change	Q1 FY24	Q4 FY23	% Change
	FY24	FY23		FY24				
Quantity in Tonnes	1,255	656	91.2%	1,304	-3.8%	3,654	3,461	5.6%
Average Realisation Per Tonne	3,52,131	3,58,299	-1.7%	3,43,887	2.4%	3,49,260	3,64,009	-4.1%

- Backed by healthy orders from our International Clients we have been able to maintain our sales in our Aluminium Foil division on a QOQ basis. There has been an increase of 5.6% in sale volume as compared to the previous quarter whereas realisations have dropped by 4.1%.

About Shyam Metalics And Energy Limited (SMEL)

SMEL is a leading integrated metal producing company based in India with a focus on long steel products and ferro alloys. We are amongst the largest producers of ferro alloys, one of the leading players in terms of pellet capacity and the fourth largest player in the sponge iron industry in terms of sponge iron capacity in India.

We have a diversified product mix which enables us to sell both intermediates and final products across the steel value chain. The Company has a consistent track record of delivering profitability since the commencement of our operations in Fiscal 2005.

SMEL has received an upgraded rating of CRISIL AA (Stable) for Long Term Bank Facilities, CRISILA 1+ (Stable) for Short Term Bank Facilities. SMEL is one of the least leveraged Steel Company in India.



OUR BRANDS:



SHYAM METALICS AND ENERGY LIMITED

REG. OFFICE: Trinity Tower, 7th Floor, 83, Topsia Road, Kolkata - 700 046, West Bengal, CIN: L40101WB2002PLC095491 GSTIN: 19AAHCS5842A2ZD

SALES & MARKETING OFFICE: Viswakarma Building, North West Block, 1st, 2nd & 3rd Floor, 86C, Topsia Road, Kolkata - 700 046

T: +91 33 4016 4001 F: +91 33 4016 4025 Email: contact@shyamgroup.com Web: www.shyammetalics.com Follow us on: