



Date: - 06/09/2023

<b>To, The Secretary, Listing Department National Stock Exchange of India Ltd. Exchange plaza, BKC, Bandra (E) Mumbai - MH 400051.</b>	<b>To, The Secretary, Corporate Relationship Department BSE Limited P. J. Towers, Dalal Street Mumbai- MH 400001.</b>
--	---

**REF: - (ISIN- INE908D01010) SCRIP CODE BSE-531431. NSE Symbol -SHAKTIPUMP**

**Sub: Submission of 28<sup>th</sup> Annual Report for the Financial Year ended 31<sup>st</sup> March, 2023 pursuant to regulation 34 (1) of the SEBI (Listing Obligations and Disclosure Requirements) Regulations, 2015.**

Dear Sir/Madam,

Pursuant to regulation 34 (1) of the Securities and Exchange Board of India (Listing Obligations and Disclosure Requirements) Regulations, 2015, we are submitting herewith the Annual report of the Company including Notice of 28<sup>th</sup> AGM, Board Report's, Audit Report and Financial Statement for the Financial Year 2022-23.

The same is also available on the website of the Company at [www.shaktipumps.com](http://www.shaktipumps.com).

You are requested to kindly take above information on record.

**Thanking You,**

**Yours faithfully,**

**For Shakti Pumps (India) Limited**

**Ravi Patidar  
Company Secretary**

---

**SHAKTI PUMPS (INDIA) LIMITED**

CIN: L29120MP1995PLC009327

Regd. Office:-Plot No. 401, 402 & 413, Industrial Area, Sector - 3, Pithampur - Dist. Dhar 454774 (M.P.) INDIA.  
Tel.: +91 7292 410500, Fax: +91 7292 410645 E-mail: info@shaktipumps.com, sales@shaktipumps.com, Web:- [www.shaktipumps.com](http://www.shaktipumps.com)



# देश का पम्प शक्ति सोलर पम्प DESH KA PUMP SHAKTI SOLAR PUMP

Annual Report 2022-23

# देश का पम्प शक्ति सोलर पम्प

## **DESH KA PUMP SHAKTI SOLAR PUMP**

Shakti Pumps, a pioneer since 1982, embodies innovation and sustainability. With 30% domestic market share under PM KUSUM, it's a powerhouse of progress. From stainless-steel pumps to energy-efficient motors, Shakti thrives on excellence, accredited as a Star Export House by the Government. Its in-house manufacturing spans Variable Frequency Drives, Motors, Structures, and Inventors. This industrial symphony in Madhya Pradesh produces 500,000 units annually, resonating with Shakti's energy. With "Make in India" at its core, Shakti Pumps fuels growth, enriching fields, lives, and the nation's rhythm of advancement.

# TABLE OF CONTENTS

<a href="#">चेयरमैन का संदेश</a>	<a href="#">2-3</a>	<a href="#">Management Discussion and Analysis</a>	<a href="#">37</a>
<a href="#">From the Desk of Chairman</a>	<a href="#">4-5</a>	<a href="#">Corporate Information</a>	<a href="#">44</a>
<a href="#">About the Report</a>	<a href="#">6</a>	<a href="#">Notice</a>	<a href="#">45</a>
<a href="#">About Us</a>	<a href="#">8</a>	<a href="#">Boards' Report</a>	<a href="#">60</a>
<a href="#">Key Numbers</a>	<a href="#">9</a>	<a href="#">Business Responsibility And Sustainability Report</a>	<a href="#">79</a>
<a href="#">Corporate Structure</a>	<a href="#">11</a>	<a href="#">Report on Corporate Governance</a>	<a href="#">99</a>
<a href="#">Geographical Reach</a>	<a href="#">12</a>	<a href="#">Independent Auditors' Report</a>	<a href="#">115</a>
<a href="#">Strategic Milestones</a>	<a href="#">15</a>	<a href="#">Standalone Balance Sheet</a>	<a href="#">124</a>
<a href="#">Clients</a>	<a href="#">16</a>	<a href="#">Standalone Statement of Profit &amp; Loss</a>	<a href="#">125</a>
<a href="#">Demand Drivers</a>	<a href="#">18</a>	<a href="#">Standalone Cash Flow Statement</a>	<a href="#">126</a>
<a href="#">Value Creation</a>	<a href="#">21</a>	<a href="#">Standalone Statement of Changes in Equity</a>	<a href="#">128</a>
<a href="#">Certifications and Approvals</a>	<a href="#">22</a>	<a href="#">Notes to the Standalone Financial Statements</a>	<a href="#">129</a>
<a href="#">Manufactured Capital</a>	<a href="#">23</a>		
<a href="#">Sez Unit</a>	<a href="#">24</a>	<a href="#">Independent Auditors' Report</a>	<a href="#">162</a>
<a href="#">Products</a>	<a href="#">26</a>	<a href="#">Consolidated Balance Sheet</a>	<a href="#">168</a>
<a href="#">Intellectual Capital</a>	<a href="#">28</a>	<a href="#">Consolidated Statement of Profit &amp; Loss</a>	<a href="#">169</a>
<a href="#">International Solar Alliance</a>	<a href="#">29</a>	<a href="#">Consolidated Cash Flow Statement</a>	<a href="#">170</a>
<a href="#">Shakti EV Mobility Pvt. Ltd. Green Industries</a>	<a href="#">30</a>	<a href="#">Consolidated Statement of Changes in Equity</a>	<a href="#">172</a>
<a href="#">Ugandan Water Project</a>	<a href="#">31</a>	<a href="#">Notes to the Consolidated Financial Statements</a>	<a href="#">173</a>
<a href="#">Competitive Advantages</a>	<a href="#">32</a>		
<a href="#">Government's Role in Supporting Solar Power Generation</a>	<a href="#">34</a>		
<a href="#">Financial Performance</a>	<a href="#">36</a>		

## Disclaimer

Statements in this report that describe the Company's objectives, projections, estimates, expectations or predictions of the future may be 'forward- looking statements' within the meaning of the applicable securities laws and regulations. The Company cautions that such statements involve risks and uncertainty and that actual results could differ materially from those expressed or implied. Important factors that could cause differences include raw materials' cost or availability, cyclical demand and pricing in the Company's principal markets, changes in government regulations, economic developments within the countries in which the Company conducts business, and other factors relating to the Company's operations, such as litigation, labour negotiations and fiscal regimes. Some of the images used in this report are purely for illustrative purposes only and hence they are not the photos/ images of our facilities, products or of any such nature/kind

# चेयरमैन का संदेश



## प्रिय शेयरहोल्डर्स,

मैं दिनेश पाटीदार, शक्ति पम्पस् इंडिया लिमिटेड की 28वीं वार्षिक रिपोर्ट प्रस्तुत करते हुए उत्साहित हूँ। यह वार्षिक रिपोर्ट इस मायने में बेहतर है क्योंकि, पिछले वर्ष हमारा ध्यान सामान्य व्यवसाय के साथ तकनीक पर काम कर भविष्य तैयार करने पर रहा है।

पूरी दुनिया की राह पर चलते हुए एक ओर जहां पम्पिंग सॉल्यूशंस भारतीय अर्थव्यवस्था की मजबूत रीढ़ की हड्डी बनाता जा रहा है खेती-किसानी और उद्योगों में सफल होने के बाद अब घरेलू क्षेत्र में भी इसका प्रयोग हो रहा है, वहीं दूसरी ओर बैटरी से चलने वाले वाहनों ने बाजार में अपनी पकड़ लगातार मजबूत की है।

एक और महत्वपूर्ण बात यह है कि पिछले कुछ वर्षों में हमने संगठन के रूप में सफलता प्राप्त की है।


## इंडस्ट्री के नजरिये से

पिछले वर्ष आपकी कंपनी ने सौ प्रतिशत स्वामित्व वाली इलेक्ट्रिक वाहनों के लिए मोटर्स और कन्ट्रोलर्स बनाने के लिए 'शक्ति ईवी' के नाम से एक कंपनी शुरू की थी। मोटर्स और कन्ट्रोलर्स की तकनीक पर युवा और उत्साहित रिसर्च टीम ने बहुत मेहनत की है। प्राथमिक सफलता के रूप में कई कंपनियों में हमारे प्रोडक्ट का डिजाइन स्वीकार कर लिया गया है। और हम इसी से प्रेरणा लेकर मोटर और कन्ट्रोल डिजाईन एवं निर्माण कर रहे हैं।

आपको पता है कि हमने पिछले कई वर्षों से मोटर एवं पम्पस के रिसर्च एवं डेवलपमेंट पर काम किया है। उत्पादकता बढ़ाने, लागत कम करने और एनर्जी सेविंग प्रोडक्ट तैयार करने के प्रयासों से आने वाले दिनों में बढ़त दिखाई दे रही है। हमें विश्वास है कि हमने खास तकनीक विकसित करने से जो पेटेंट प्राप्त किए हैं उनका फायदा आने वाले समय में हमारे शेयरहोल्डर्स को प्राप्त होगा।

मैं बहुत ही विनम्रता और विश्वास के साथ शेयरहोल्डर्स को बताना चाहता हूँ कि हमने **Switching Circuit to Start Single Phase Induction Motor** तैयार की है। इसका अर्थ यह है कि किसी भी मोटर को चलाने के लिए एक कन्ट्रोल पैनल की आवश्यकता होती है जिसके खराब हो जाने के कारण हमने मोटर में ही ऐसी पेटेंटेड तकनीक डाल दी है, कि वह बिना कन्ट्रोल पैनल के स्टार्ट हो सके। यह पेटेंट आज और आने वाले समय में ग्राहकों और कंपनी दोनों के लिए एक बड़ी उपलब्धि साबित होगा।

हमने आपूर्ति श्रंखला यानि सप्लाय चेन को बेहतर करने के लिए प्रयास किये हैं, जो सफल रहे हैं और इसे और सुचारु ढंग से चलाने के लिए हम लगातार प्रयासरत हैं।



हमारा व्यावसायिक प्रदर्शन पिछले वर्ष की तुलना में हमारे अनुमानों से कमजोर रहा। हम पीएम कुसुम स्कीम के भरोसे शानदार प्रदर्शन करने की तैयारी में लगे रहे, उधर अंतर्राष्ट्रीय परिस्थितियों और कच्चे माल के भावों में अस्थिरता के चलते निश्चित ऑर्डर्स होते हुए भी हमने उन्हें प्रॉफिट मार्जिन ना होने के कारण आपूर्ति नहीं की। इसके बावजूद, सभी बचे हुए ऑर्डर्स पर काम हो गया है। बेहतर कीमतों की उम्मीद की वजह से कुछ ऑर्डर्स अभी हमने रोके हुए हैं।

हम अभी कई राज्यों में कार्य कर रहे हैं तथा आने वाले समय में (SECI) द्वारा पीएम-कुसुम योजना फेस-III के तहत 8.57 लाख सोलर पंप के लिए नए टेंडर में कंपनी को और अधिक बिजनेस मिलने की उम्मीद है।

## आर्थिक प्रदर्शन

वर्ष 2022-23 में प्राप्त राजस्व रु. 967.7 करोड़ रहा, जिसमें निर्यात का बड़ा योगदान रहा है। कच्चे माल की कीमतों में अप्रत्याशित वृद्धि के कारण सोलर ईपीसी व्यवसाय में कमी आई जिसके कारण आय में करीब 18 प्रतिशत की कमी रही। एक्सपोर्ट बिजनेस लगातार अच्छा प्रदर्शन कर रहा है, वित्त वर्ष 2023 में एक्सपोर्ट से होने वाली आय 27 प्रतिशत की बढ़ोतरी के साथ 232-54 करोड़ रुपये हुई। PAT FY2022& 23 में 24.1 करोड़ रुपये और EBITDA 66.6 करोड़ पर EBITDA मार्जिन के साथ 6.9 प्रतिशत रहा। इस बार हमारी US की कंपनी ने हमें बहुत अच्छा रिजल्ट दिया है। हमें लगता है आने वाले समय में हमारी कंपनी और अच्छा कार्य करेगी। पिछले वर्ष हमें US से लाभांश भी प्राप्त हुए है। हमारी दुबई की कंपनी ने भी अच्छा कार्य किया है तथा आगे आने वाले समय में अच्छे व्यापार की आशा है।

## निर्यात पर जोर

FY2023 में, मध्य पूर्व, संयुक्त राज्य अमेरिका और अफ्रीका में एक्सपोर्ट ने कुल राजस्व का 24.6 प्रतिशत योगदान दिया। यह भारत में बढ़ते मैन्युफेक्चरिंग एक्सपोर्ट का लाभ उठाने के लिए तैयार है, जो पिछले कुछ वर्षों में तेजी से बढ़ रहा है। शक्ति पम्पस् टेक्नोलॉजी और अपग्रेडेशन में भी निवेश कर रहा है। जो कि एक बेहतर एक्सपोर्ट बनने की लिए आवश्यक है व जिसके लिए हम तैयारी कर रहे हैं।

## सरकार का योगदान

हमारे उद्योग के लिए, भारत सरकार की भूमिका अहम रही है। प्रधानमंत्री जी की कुसुम योजना जिसका उद्देश्य किसानों को सोलर पम्पस लगाने के लिए अनुदान देकर कृषि के क्षेत्र में ग्रीन एनर्जी को बढ़ावा देना रहा है, ने हमें आगे बढ़ने में मदद

की है। भविष्यवादी दृष्टिकोण रखते हुए हमने ग्रीन एनर्जी की ओर कदम बढ़ाए हैं और हमारी शक्ति पम्प की पूरी टीम की कोशिश रहेगी कि हम अपने शेयरहोल्डर्स को टेक्नोलॉजी और व्यावसायिक सफलता का एक मजबूत अवसर दिला पाएँ।

शक्ति पम्पस् के लिए दिखाई दे रहे मौकों के साथ, मुझे यकीन है कि हम सभी आने वाले समय में अधिक ऊंचाइयों तक पहुंचेंगे।

## कृतज्ञता रिमार्क

एक बार पुनः शेयरहोल्डर्स का अभिनन्दन करते हुए बताना चाहूंगा कि आपकी कंपनी ने भविष्य की टेक्नोलॉजी तैयार करने पर काम किया है और मुझे भरोसा है कि एक टीम के रूप में हम आने वाले समय में आपकी अपेक्षाओं पर खरे उतरेंगे।

धन्यवाद!

## दिनेश पाटीदार

चेयरमैन

# FROM THE DESK OF CHAIRMAN



## DEAR SHAREHOLDERS,

I, Dinesh Patidar, welcome you all to the 28th Annual Report of Shakti Pumps (India) Ltd. for the financial year ending 31st March 2023.

Pumping industry has been the backbone of almost all economies – either through the use in agriculture or in industry as well as its application in the domestic sector. As an organization, we have achieved success in the past few years.

## INDUSTRY - BIRD'S EYE VIEW

India's share in the USD 96 billion world pump market is about 1.5% and the industry should target a substantial increase in this percentage. With the China+1 policy, the doors for pump manufacturers, amongst others, have opened up, with a plethora of opportunities.

Let us now proceed towards a snapshot of the business at Shakti Pumps for the year gone by.

With a view towards incorporating climate change factors in its purview, Shakti EV was incorporated, which is a 100% subsidiary. The subsidiary is currently engaged in the EV segment and is responsible for the manufacture and sale of EV motors, charging stations, EV controller, electric control panels, smart electric control panels, VFDs and other items. Manufacture of homegrown motors for two-wheelers, three-wheelers and four-wheelers is the forte of the Company, which it has developed to be in alignment with the Make in India initiative. After immense research and development in this segment, we have successfully got approval from other companies and we have manufactured the motors and controllers for them.

As you all know, we have been working continuously working on the R&D of motor pumps. This has led to growth of the company and increase in productivity. Energy conservation is another focus area of the company. The patents which we have been filed and got approved will be conferring various benefits to the shareholders in the coming years.

It is with immense pride that I convey to all the stakeholders that SPIL received patent for inventing a 'Switching Circuit to Start Single Phase Induction Motor' from "Intellectual Property India, a Ministry of Commerce & Industry Organisation". For most of the pumps manufactured in India as well as in other countries, there is a requirement of control panels, that often get damaged. This has led us to developing a pump which can start automatically without a control panel and we have also received the patent for the same. All our stakeholders especially our customers and our shareholders will have great advantage due to this technology. This patent is an outcome of the technology upgradation and environment conducive efforts.

The company has also achieved success in streamlining and improving the supply chain, though we have not

been able to meet the financial levels of last year. Though there were plans to go robust with the PM KUSUM scheme, the global economic scenario due to geo political tensions and raw material price fluctuations was not very conducive for our operations. In spite of having new orders, due to supply chain constraints causing pricing concerns, we did not execute them due to lesser profit margins. However, all pending orders have been executed. Some orders are on hold, with some expectation of better pricing and the rates have been confirmed with current prices.

Presently Shakti Pumps is working in many states and in near future we are expecting to receive new orders under PM-KUSUM scheme III, approximately 8.57 lakh solar pumps has sanctioned by SECI under the PM KUSUM Scheme.

The Uganda project has also commenced in the year, which aligns with the green energy plans in Africa. Collaboration for similar projects is expected from the adjoining African nations as well. SPIL is already a preferred partner for major export markets in USA and the Middle East and efforts are being taken to expand this into other continents as well.

#### FINANCIAL OVERVIEW

The revenue generated in the year 2022-23 was Rs. 9,677 million, with major contribution from exports. The revenues showed a decline of 18% y-o-y, due to the slowdown in the Solar EPC business, caused due to a sharp increase in raw material prices. The export business has been a consistent performer, with export revenue growing by 27% y-o-y to Rs 2,348 million in FY2023. PAT was at Rs. 241 million in FY2023 and EBITDA at Rs. 666 million with an EBITDA margin of 6.9%.

Shakti has exhibited excellent performance as well as profits in USA in the last financial year and anticipates better performance in coming years. The setup in Dubai has also contributed positively to our results.

#### EXPORT EMPHASIS

In FY2023, the exports to the Middle East, USA and Africa contributed to 24.6% of the total revenue. Shakti Pumps has been investing heavily in enhanced R&D and technological upgradation and is intent on patents and innovations. It is poised to capitalize on the increasing manufacturing exports in India, which has been growing at a rapid pace over the last few years.

#### THE ROLE OF THE GOVERNMENT

For our industry, the Government of India has been a great support system. With the introduction of Pradhan Mantri - Kisan Urja Suraksha Evam Utthaan Mahabhiyan (PM KUSUM) scheme, there has been no looking back. This flagship scheme, which has been launched through tendering in phases, aims at promoting the use of renewable energy in agriculture by providing subsidy to

farmers for installation of solar pumps. With different components of the scheme coming into action in different phases, Shakti Pumps has developed its business through geographical expansion as well as increase in production capacity.

#### FUTURISTIC OUTLOOK

Going a step beyond maintaining leadership position in the country, Shakti Pumps has exhibited export competency over the last few years. We hope to continue this dominance in both national and international markets in the coming years as well, with our innovative spirit, dedication and team work. The Company has already ventured into green energy and will continue to delve deeper, heeding to climate change in more than serious ways. Its ability for end-to-end manufacturing by pioneering ground-breaking products whilst simultaneously meeting the demands of a diverse customer base across industries is the underlying power of Shakti. With a wide spectrum of opportunities available to Shakti Pumps, I am sure all of us would reach greater heights in the years to come.

#### GRATITUDE REMARKS

I hereby extend my heartfelt gratitude and appreciation to the stakeholders. Without the strong belief of the shareholders, customers, employees and all across the value chain, this progress would not have been possible. The Company has developed excellent technology and I am confident that it will give positive results in the coming years.

Warm regards,

**Dinesh Patidar**  
Chairman



# ABOUT THE REPORT

The Integrated Annual Report for Shakti Pumps (India) Limited, henceforth referred to as SPIL, presents the financial and non-financial performance for the period between April 1, 2022 and March 31, 2023. It also covers discussions on the material issues and contribution to ESG initiatives. This Report adheres to the Integrated Reporting framework and GRI Standards.

The Report covers all the financial, non-financial, operational and social activities of the Company. The Report defines the organisational objectives and strategies, the business model and the subsequent value creation process, material issues, risk management and the opportunity landscape. As a Company, SPIL is committed to transparently disclosing information beyond the statutory norms, in order to facilitate informed decision-making by its stakeholders, based on the evaluation of its performance. It is also ensured that comprehensive yet concise information is communicated to all the stakeholders.

The report includes Business Responsibility and Sustainability Report (BRSR) for compliance and communication. The BRSR template helps the Company be

accountable for the identification of ESG responsibilities and their transparent inclusion in annual reports. The BRSR also helps create a linkage between the operational and ESG performance of the company.

## **BOUNDARY AND SCOPE OF REPORTING**

The report has included voluntary management narratives on the Company's business, strategy and performance along with the mandatory board's report and financial statements and Business Responsibility and Sustainability Report

## **RESPONSIBILITY STATEMENT**

The Board firmly believes that this report is a fair representation of the Company's financial, non-financial,

sustainability and operational performance and addresses all material topics relevant to the Company for FY 2022-23. The Board acknowledges that the contents of this report have been prepared by the respective functions and businesses under the guidance of the senior management

### **BOARD ASSURANCE**

The management has evaluated the contents presented in the Report and accepts the responsibility for its integrity. The Board is of the opinion that the Report addresses all material issues and provides a fair and balanced view of the Company's performance.

### **FORWARD-LOOKING STATEMENTS**

In this Annual Report, we have disclosed forward-looking information to enable investors to comprehend our prospects and take investment decisions. This Report and other statements – written and oral – that we periodically make contain forward-looking statements that set out anticipated results based on the management's plans

and assumptions. We have tried, wherever possible, to identify such statements by using words such as 'anticipate', 'estimate', 'expects', 'projects', 'intends', 'plans', 'believes', and words of similar substance in connection with any discussion of future performance. We cannot guarantee that these forward-looking statements will be realised, although we believe we have been prudent in our assumptions. The achievements of results are subject to risks, uncertainties and even inaccurate assumptions. Should known or unknown risks or uncertainties materialise, or should underlying assumptions prove inaccurate, actual results could vary materially from those anticipated, estimated or projected. Readers should keep this in mind. We undertake no obligation to publicly update any forward-looking statement, whether as a result of new information, future events or otherwise.

# ABOUT US

'SHAKTI' personifies the rudimentary cosmic energy and many believe that it is the force that is responsible for the existence of the Universe. Shakti Pumps is the force behind India's one major revolution, irrigation and pumping of the farmlands.

A pioneer in manufacturing 100% Energy Efficient Stainless-Steel Submersible Solar Pumps & Motors, Shakti Pumps (India) Ltd. has firmly established itself in the pumps industry with more than 30% market share in the domestic market under the PM KUSUM scheme. The Company was incorporated in 1982 and is being steered by Mr. Dinesh Patidar since then. SPIL has been accredited as Star Export House by Government of India.

Shakti Pumps launched its business as a core pumping solutions company and elevated itself to becoming the first manufacturing unit for stainless steel pumps and energy efficient motors. It has been certified by Bureau of Energy Efficiency (BEE) with five-star ratings.

SPIL is the only company with in-house manufacturing of a whole range of products including Variable Frequency Drives, Structures, Motors and Inventors for solar pump installation. These products have varied applications and are manufactured in more than 1,200 variants. The products have wide-ranging applications in sectors such as agriculture, building services, oil and gas, power, metals and mining. With advanced

in-house R&D and robust backend support, the production facility at Pithampur, Madhya Pradesh churns out close to 5,00,000 units per annum.

The Company's strong brand recall has empowered it to make immense contribution to the industry as well as create value for its stakeholders. Making the pumping system in India robust, durable and hygienic, Shakti Pumps has led initiatives like Make in India with in-house research and manufacturing capabilities.



# KEY NUMBERS

Number of Overseas Subsidiaries: 4 Overseas dealers working with us for more than 5 years 105

Ranked 305 on Fortune India's Next 500 list Products: 260

Total manufacturing capacity 5,00,000 lacs Service Centres: 400+

Dealers in India: 500+ Revenue contribution from exports: 24.2%

Model Variants: 1200+ Energy efficiency: ~30% to 40%

Number of patents filed for approval: 29 State based marketing branch: 18

Core business driver: solar powered pumps Approval Received: 3 patents





## VISION

To become a company that constantly strives for quality and customer satisfaction by providing best pumping solutions with global benchmarks and to be a company which integrates Health, Safety and Environmental considerations into all its business decisions and activities, such there will be Zero accident; Zero liquid discharge; Zero carbon foot print.



## CORE PURPOSE

To enable the optimum use of water for domestic as well as commercial purposes



## VALUES

- Environmental Sustainability
- Social Responsibility



## MISSION

- To work relentlessly towards coming closer to our vision statement by offering best working environment and training focusing on integrity and ethics
- To empower the workforce to offer products and services that exceeds customer expectations by providing value for money and ensure handsome return to our employees and shareholders
- To create a safe workplace by reducing injuries, accidents and environmental impact for current and future generations

# CORPORATE STRUCTURE

The parent body Shakti Pumps (India) Ltd. has multiple subsidiaries for domestic and overseas business



## DOMESTIC BUSINESS

### Shakti Energy Solutions Pvt. Ltd.

- 100% WOS
- Has 1,00,000 solar structures annual capacity
- Located in Pithampur, Madhya Pradesh
- Currently only doing captive production, but has plans to sell to other players as well
- Revenue: INR 992 million, PAT: INR 4.9 million in FY2023

### Shakti EV Mobility Pvt. Ltd.

- 100% Subsidiary in Dec 2021 to enter into EV competent Solutions like Motors, Controller, Chargers



Shakti Pumps (India) Limited



## OVERSEAS BUSINESS

### Shakti Pumps USA LLC

- 100% WOS based out of USA, Revenue: INR 470 million, PAT: INR 41 million in FY2023

### Shakti Pumps FZE, UAE

- 100% WOS based out of UAE, Revenue: INR 898 million, PAT: INR 52 million in FY2023

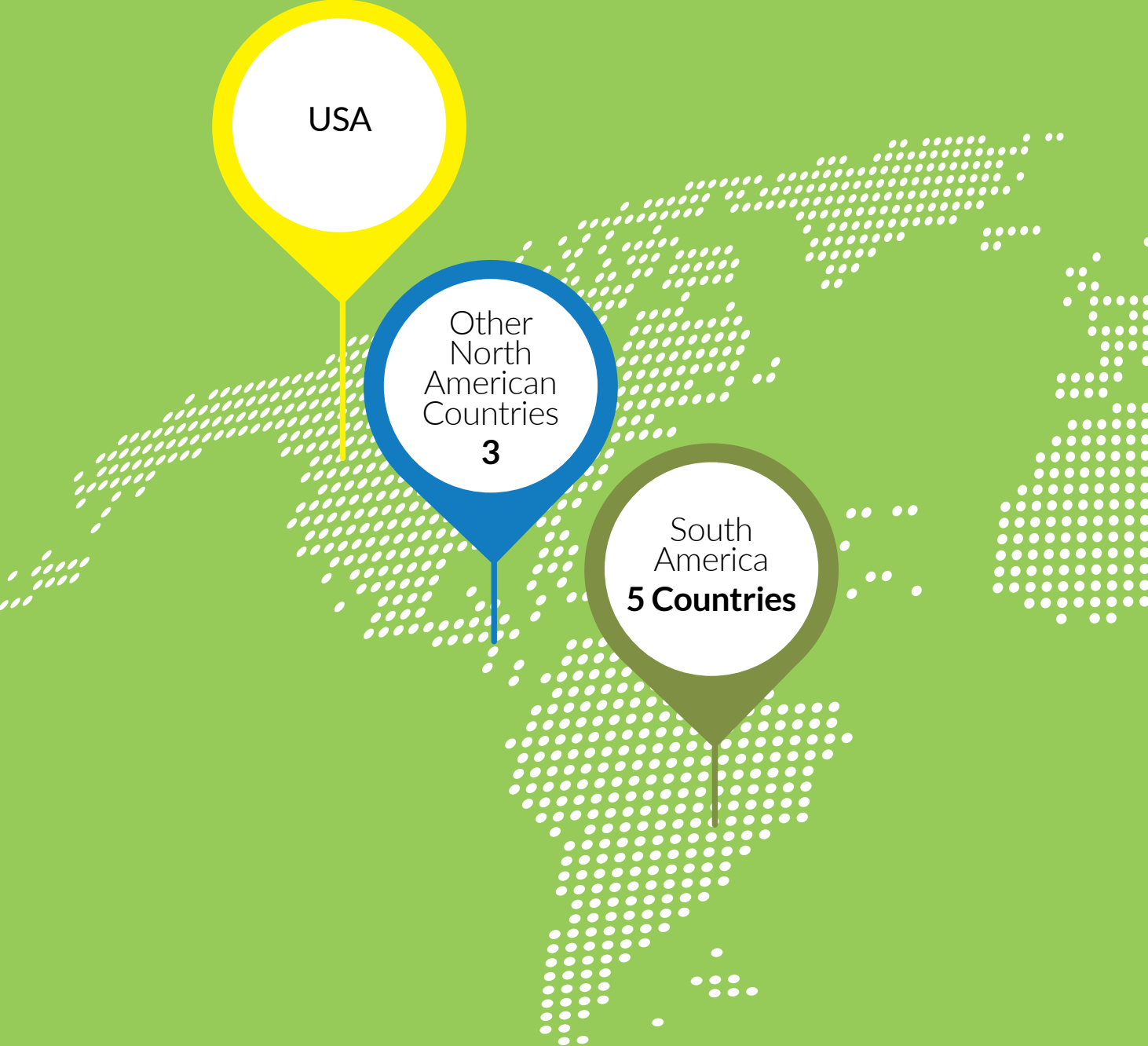
### Shakti Pumps (Shanghai) Ltd

- 100% WOS based out of China; PAT INR (0.5) million in FY2023

### Shakti Pumps (Bangladesh) Ltd

- 100% subsidiary based out of Bangladesh, PAT: INR (1.5) million in FY2023

# GEOGRAPHICAL REACH



## Global Presence (100+ Countries)





## Global Presence (100+ Countries)

Having presence in more than **100 countries**, the geographical risk is reduced considerably and increase in revenues and margins.

In **FY2023**, the export sales from **Middle East contributed 44%** the maximum to the revenue, followed by **USA at 30%**. Revenue from exports were at **24.6%** and it is due to growth of business in all segments.

### EXPORTS

Shakti Pumps is certified as a Star Export House by the Government of India. It was also recently awarded for Excellence Engineering Export.

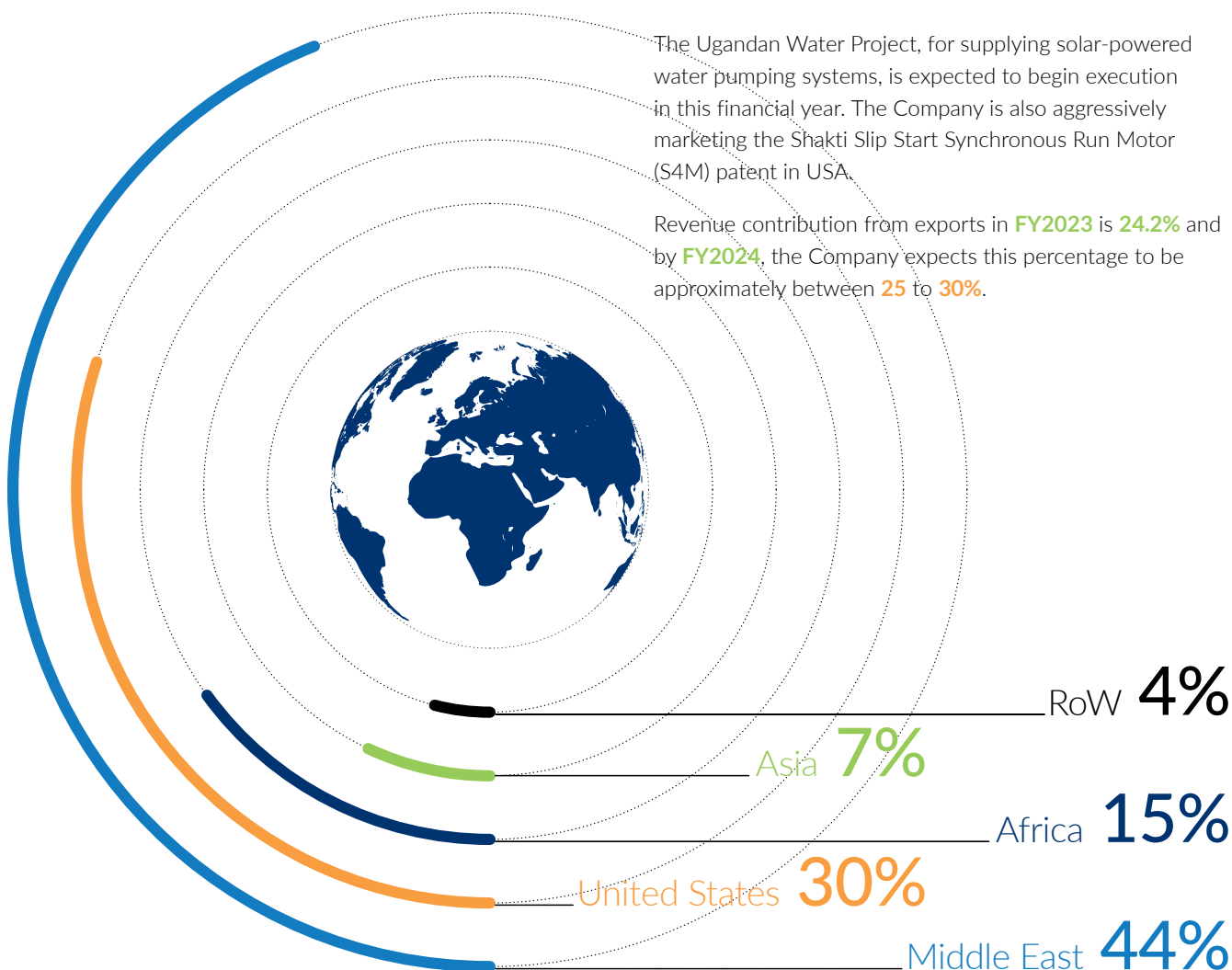
Endowed with state-of-the-art research and development wing which is thoroughly involved in innovative research

on methods and practices, the products of the Company have reached other countries with ease. In addition, the global certifications in safety and reliability improve the acceptability in the other countries in Middle East, Africa and in USA. This also allows for new market exploration and new product innovation based on the demands due to geographical variation.

In the last two years, there has been commendable growth in exports in India, with estimates exceeding **USD 1 trillion by FY2028**. Shakti Pumps intends to capitalize on this trend and expects to ramp up its export business while concentrating on patents and innovations. The Company's revenue from exports stood at **Rs. 210.10 Cr in FY2023**. It has been a constant endeavour at Shakti Pumps to augment the exports segment and accordingly plans and projects are conceived.

The Ugandan Water Project, for supplying solar-powered water pumping systems, is expected to begin execution in this financial year. The Company is also aggressively marketing the Shakti Slip Start Synchronous Run Motor (S4M) patent in USA.

Revenue contribution from exports in **FY2023** is **24.2%** and by **FY2024**, the Company expects this percentage to be approximately between **25 to 30%**.



# STRATEGIC MILESTONES

- 1982** Started as an SSI unit by Patidar family

**2018** Started Electronic & Control Division (VFD Division with capacity of 2,00,000 VFD PA)
- 1986** Commencement of manufacturing unit for manufacture of pumps and a fragment of government supplies

**2019** Awarded Innovative Energy Saving Product Company by CII
- 1995** Public issue and listing on BSE

**2020** Implementation of PM-KUSUM scheme
- 2003** Received quality marking system 'CE mark'; Exports extended to 20 countries

**2021** Formed 100% Subsidiary to enter EV Solutions like Motors, Controller, Chargers Phenomenal Arrival & Success of Plug N Play Pump
- 2008** Set up a separate SEZ Unit; Expansion of main DTA Unit-total capacity of 5 Lacs Pumps

**2022** Received first patent for creating 'A Unidirectional Solar Water Pump with Grid-tied Power Generation' system
- 2009** 1st company to receive 5 Star Rating from BEE in pumping segment

**2022** Received IMC RBNQ certificate of merit in manufacturing category
- 2013** Corporate Excellence Award at National Conclave 'Make in India'

**2022** Received second patent from the US for making a high starting torque energy efficient motor - Shakti Slip Start Synchronous Run Motor
- 2014** Superstar Amitabh Bachchan become the Brand Ambassador

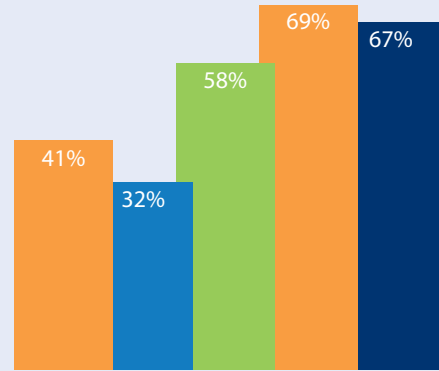
**2022** Investment of Rs 1 crore in its wholly-owned electric vehicle subsidiary Shakti EV Mobility Pvt. Ltd. by purchasing 10 lakh equity shares of Rs 10 each
- 2014** One of the first company to start manufacture of solar pumps

**2023** Received 3rd patent for Inventing 'Switching Circuit to Start Single Phase Induction Motor' from the Government of India
- 2018** Received R & D Recognition from Govt. of India, Ministry of Science & Tech (DSIR)

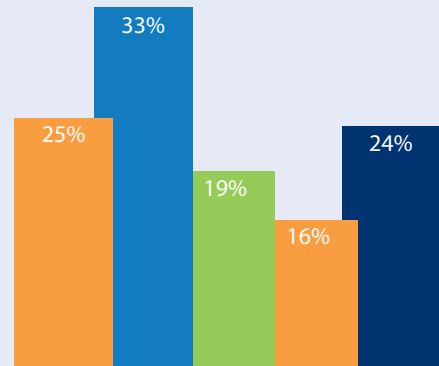
**2023** Commenced operations in Uganda to Supply Solar Powered Water Pumping System

# CLIENTS

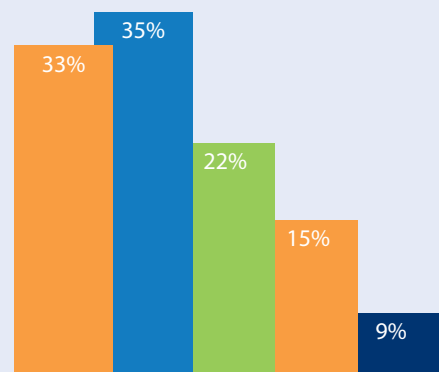
SPIL has a diversified customer mix comprising of Government, solar OEM players and industries from other sectors like agriculture, building services, oil and gas, power, metals and mining. The diverse spectrum of sectors results in low customer concentration risk.



Customers under Govt Projects  
Highest revenue share with 67% reported  
30% CAGR during 2019-23 period



Export Customers  
Second largest revenue segment with 24%  
share, CAGR 14% during 2019-23.

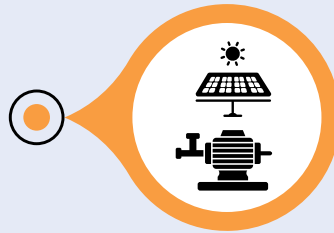


Other Customers  
Other customers including Industrial,  
OEM, Residential and others contributed  
9% revenue.

## A varied range of applications in diverse sectors

### SOLAR

SPIIL is a channel partner with MNRE with top notch 1A ratings, pumps ranging from 0.5 HP to 300 HP that are simple to operate with remote monitoring system offering 50-60% more discharge.



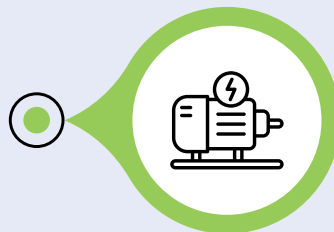
### AGRICULTURE

The products are irrigation pumps, solar pumping solutions, agricultural sprinkler system with pumps or with solar pumps.



### INDUSTRIAL

The products are used in industries for variety of purposes such as fire-fighting, sewage, heating & cooling of systems, washing and storage.



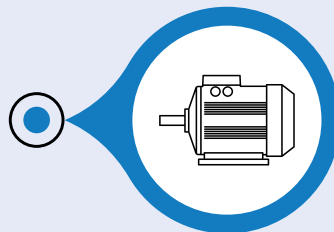
### COMMERCIAL

The products are also used in hotels, corporates, malls, high rises buildings and commercial premises where heavy pressure and boosting is required.



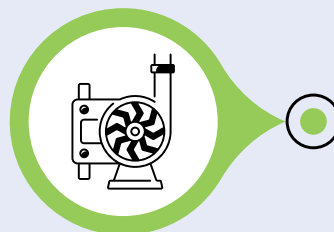
### DOMESTIC

For domestic needs of bungalows, high-rise buildings, housing complexes and apartment, they used for tasks such as water supply, over tank storage watering, gardens and fountains.



### SEWAGE AND DRAINAGE

The Company offers wide range of necessities from draining flood water from various areas like basements, car parks or empty cesspools to managing sewage in a water treatment plant.



# DEMAND DRIVERS

- Thriving agricultural and irrigation sector in India.
- Rapid growth of population and urbanisation calls for an exponential increase in demand for water to be supplied to both domestic and commercial high-rise buildings.
- Cognizance of the need for better sanitation.
- Awareness of the need for potable drinking water and the emphasis on recycling of water.
- Fast-paced growth of many manufacturing sectors that entail the usage of pumps.
- Attractive subsidies from the central and state government for the purchase of green pumps.



- Government policies and regulations towards energy efficiency and promotion of the agricultural sector like subsidised electricity and exemptions on use of solar pumps.
- PM's relentless support for solar power usage through Pradhan Mantri - Kisan Urja Suraksha Evam Utthaan Mahabhiyan (PM Kusum) scheme, thus driving the demand for solar pumps.
- India has the third largest regional market for water pumps after MEA and China and the fastest growing region with an estimated CAGR of over 10% during 2017-27.





The raw materials required for manufacturing products are either sourced domestically or imported, the decision of which is prudentially taken, based on Cost Benefit Analysis.

The products are available in the market through an extensive dealership and distributor network, comprising of 500+ dealers.

The company also extends after sales service for all the products, with a network of 400+ service centres spread across the country.

# VALUE CREATION

Shakti Pumps creates a robust value chain by using valuable resources from the point of sourcing through the process of manufacturing to the point sale, creating opportunities for OEMs, suppliers, dealers amongst all others throughout the chain.



# CERTIFICATIONS AND APPROVALS



NSF Certificate

Open Range  
Certificate on  
control panel



UL Certificate

Certificate of  
Compliance



STAR EXPORT  
HOUSES  
Certificate Holder

Export to 100  
Countries



North American  
Component  
Certified

ISO certifications  
ISO 9001:2015, ISO  
14001:2015 & ISO  
45001:2018



India's First 5 Star  
Rated Pumps

European  
Conformity  
Certified



ISI Mark  
Certification

# MANUFACTURED CAPITAL

The specialised manufacturing setup at SPIL allows for accommodation of evolving demands, whilst adhering to quality standards. Complete backward integration involves the manufacturing of all the key components that are pre-requisite for the manufacture of pumps and motors.

The solar structures for solar panels are also manufactured in-house, with a capacity of 1,00,000 units. Quality and standards are kept in check through the computerised testing facility. The R&D wing, which IIT Delhi supports under the Government of India's Advanced Invention Scheme, undertakes advanced, cutting-edge research and facilitates the development and manufacture of innovative products.



# SEZ UNIT

A manufacturing facility was setup in the Pithampur special economic zone (SEZ) in Madhya Pradesh in 2008. This unit is engaged in the production of 100% stainless steel submersible pumps, and is exported all over the world, in sync with the international market requirements. The unit has an advanced modern plant and various pieces of high-tech machinery, meeting international production and quality standards. Highly personalised products based on the demand from various geographies are manufactured in this unit, simultaneously ensuring global customer satisfaction.

Area: **3.15** acres

Capacity: **1,50,000** pumps per annum

## Domestic Unit / Main Unit

The second manufacturing unit of SPIL is also situated in Sector III of the Pithampur Industrial Area, but this setup consists of different plants that are able to meet the specific market needs of different product groups. There is also an inhouse high tech R&D unit here.

### 4" MOTOR MANUFACTURING PLANT

This particular plant is exclusively used for the manufacturing of 4" submersible motors. It is equipped with state-of-the-art manufacturing equipment to ensure every submersible 4" motor produced is of the highest quality.

### 6", 8" AND 10" MOTOR MANUFACTURING PLANT

This plant is focused on manufacturing 6", 8" and 10" submersible motors for pumps of corresponding sizes. State-of-the-art manufacturing equipment ensures that SPIL can compete on a global scale with respect to these products in the most advanced way.

### SUBMERSIBLE PUMP MANUFACTURING UNIT

This unit is used solely to produce 100% stainless steel submersible pumps in various sizes for use in the domestic market. Technologically advanced assembly lines and equipment are a characteristic of this unit and helps meet the constantly changing demands of the domestic market.


### INDUSTRIAL PUMPS MANUFACTURING UNIT

The plant in Unit III development produces pumps for various industrial applications, including vertical, multi-stage, centrifugal pumps, pressure booster pumps, hydro systems, self-priming pumps, open well pumps, end solution pumps, sewage and effluent water pumps, boiler feed application pumps and pumps for use in firefighting, among others. This unit is also able to meet constantly changing market demands in a rapid turnaround time, due to the use of cutting-edge technology and the specialised workforce in the unit.

SPIL always strives for an improvement in its operations and its international ranking. To meet this requirement, the Company has installed a computerised testing facility to measure the pumps' performance and compare them to the international market.

The existing two manufacturing plants in Pithampur (SEZ and Domestic), along with an expansion of the domestic tariff area (DTA) unit has resulted in the company having a combined installed capacity (solar and motorised) of 5 lakh pumps per annum in three shifts and 1.35 lakh units in a single shift.

Capacity: **3,50,000** pumps per annum



Area: 16 acres

## Electronics and Control Plant (E&C Plant)

**The E&C unit is a part of the main domestic unit. It is based on Japanese technology, supplying power electronics outside the company as well.**

### MANUFACTURING FACILITIES

The E&C Plant is equipped with state-of-the-art machinery and skilled manpower to provide reliable and quality products. Machines equipped with latest technology makes the entire manufacturing process-driven and eliminates the need for manual soldering and testing.

### SMT ASSEMBLY

The plant has the capability to place components ranging from 0402 (01005) package size components to the larger SMT packages with absolute precision, matching IPC-A-610 standards. With the high level of placement accuracy and solder joint integrity, the best quality is consistently achieved. With two modern SMT lines, SPIL can place up to 99,000 placements per hour and are fully equipped to undertake low- to high-scale PCB batches.

### THROUGH-HOLE COMPONENT ASSEMBLY (THT)

Traditional leaded through-hole components can be either flow soldered or fitted by our dedicated, highly skilled assembly team. This approach offers a robust, high-precision

expedient assembly solution. With their wealth of training to the highest IPC-610 standards, the staff at SPIL can offer a level of soldering ability that sets us apart from the competition.

### ENCAPSULATION & CONFORMAL COATING

Our conformal coating material is a thin polymeric film that 'conforms to the contours of a printed circuit board to protect the board's components. Typically applied at 10-210µm (micrometers), it is applied to electronic circuitry to act as protection against moisture, dust, chemicals and temperature extremes.

### PCB FUNCTIONAL TEST

The E&C Plant has a highly skilled team of test engineers and technicians as well as a large range of testing equipment, bench, and functional test equipment. Our staff undergoes cross-product training and have a huge range of experience in the electronics test field. Customers can have the confidence that the product has been fully tested to their specifications.

Capacity: 2,00,000 VFDs per annum

# PRODUCTS



V3, V4, V6, V8, V10  
REWINDABLE  
SUBMERSIBLE MOTORS




V3, V4, V6, V8, V9, V10 & V12  
SS SUBMERSIBLE PUMPS



OPENWELL PUMPS  
SHOS CA / SA Series / ECO



OPENWELL PUMPS  
SOMB Series



MONOBLOCK & END  
SUCTION  
PUMPS SNB, SNK SERIES



MONOBLOCK END-SUCTION  
SINGLE SHAFT PUMPS  
SMB SERIES



HORIZONTAL OPENWELL  
SUBMERSIBLE PUMPS  
SHOC SERIES



VERTICAL MULTISTAGE  
CENTRIFUGAL PUMPS  
SCR, SCRI, SCRN SERIES



HYDROPNEUMATIC  
BOOSTER  
SYSTEMS HYPN Series



SEWAGE PUMPS (SVX Series)



SEWAGE PUMPS (SDW Series)



SHAKTI WASTE WATER  
PUMPS  
SSEG Series



MONOBLOCK PUMPS  
SSM Series




SELF-PRIMING PUMPS  
CRP Series



SINGLE SHAFT VERTICAL  
MULTISTAGE PUMPS (RO  
Series)



IMMERSIBLE PUMPS  
SMTR Series



PRESSURE BOOSTER PUMPS  
SH Series



DOMESTIC WATER PRESSURE  
BOOSTER PUMPS  
SJP Series



PRESSURE BOOSTER PUMPS  
SCM Series



SRSC Series  
SRSS Series

RAPID SUCTION  
SRSC / SRSS Series



SHALLOW WELL PUMPS  
SSW Series



SIMHA 2.0 UNIVERSAL DRIVE



NANDI UNIVERSAL DRIVE



KALPAVRIKSHA HYBRID  
INVERTER



KALPAVRIKSHA GRID  
TIE INVERTER



KALPAVRIKSHA (USPC)  
UNIVERSAL SOLAR PUMP  
CONTROLLER



SUN SHAKTI  
HYBRID INVERTER



SUN SHAKTI  
GRID TIE INVERTER



ELITE SOFT STARTER



A1 SMART STARTER



DU DT FILTER



SHAKTI RMS DONGLE

# INTELLECTUAL CAPITAL

With an advanced R&D team and infrastructure to its credit, SPIL has filed for 29 patents and has been awarded 3 patents.

**Awarded first-ever patent for inventing 'A Unidirectional solar water pump with grid-tied power generation' capabilities.**

## FIRST PATENT

The company had received its maiden patent in April 2022 for creating 'A Unidirectional Solar Water Pump with Grid-tied Power Generation' system.

Unidirectional solar water pump technology helps in conserving both water and electricity by limiting the pump's discharge to the amount of water needed. It ensures effective operation by using the panels to help feed extra power to the grid.

**Second patent received in August 2022 from the US for making a high starting torque energy efficient motor.**

## SECOND PATENT

SPIL received its second patent from the United States Patent and Trademark Office for creating Shakti Slip Start Synchronous Run Motor.

This product has a breakthrough retrofit, super-efficient motor technology duly available in both surface and submersible categories. The patented motor is 5-10% more efficient and has up to 15% more power factor than a conventional induction motor. It is a reduced carbon footprint alternative to line-run induction motors. This motor enables the customers in reducing their electricity bills and ultimately help in dropping the losses of power companies.

**Third patent received in Apr'23 from GOI inventing switching circuit to start single phase induction motor.**

## THIRD PATENT

SPIL received its third patent for inventing a 'Switching Circuit to start single phase-induction motor.'

The capacitors used in the pumps are accompanied with lot of complications in circuits and voltage fluctuations. This invention will drastically reduce these complications as well as costs of conductors in the riser cable can be lessened.



# INTERNATIONAL SOLAR ALLIANCE

SPII is a strategic partner at International Solar Alliance (ISA).

This has produced aggregated demand for more than 2,70,000 Solar Pumps across 22 countries.

More than 1 GW of solar rooftop across 11 countries and more than 10 GW of solar mini-grids across 9 countries under its respective programmes have been installed.





# SHAKTI EV MOBILITY PVT. LTD.

Establishing new business segments and gaining a dominant position in the market has been the forte of SPIL. Thus, in addition to upholding domestic and international sales, SPIL recently ventured into a new industry to expand its clientele and increase its margins. By utilising its technical knowledge and in-house research abilities, and also emphasising the need to address the climate change issues, the Company has entered into the green power industry.

Shakti EV Mobility was incorporated as a wholly-owned subsidiary by Shakti Pumps in December 2021. The subsidiary is currently engaged in the EV segment, including the manufacturing and sale of EV motors, charging stations, battery management systems, electric control panels, smart electric control panels, VFDs and other items. For two-wheelers, three-wheelers and four-wheelers, it has created homegrown motors, in alignment with the Make in India initiative.


Shakti EV has already catered to the two-wheeler and three-wheeler segments and is in the process of testing and developing of other products.

The Electric Vehicle industry is projected to reach

**10** million in sales by the year

**2030**, growing at a CAGR of

**49%** between 2022 and 2030, thus providing ample opportunities for this setup.



# UGANDAN WATER PROJECT

SPIL had received an order from the Government of Uganda represented by the Ministry of Water and Environment for supplying a solar powered water pumping system in 2021

at a total contract price of **USD 35 million** funded by Indian EXIM Bank in Uganda. In FY2023, the Company

received the pending **USD 1 million** from EXIM Bank on behalf of Government of Uganda.

SPIL had already commenced operations in Uganda under this project and it is expected to provide safe and sustainable water supply to half a million Ugandans across

**20** rural districts.



# COMPETITIVE ADVANTAGES

In-house manufacturing of all related components of solar pump except solar panel

Expertise in design, manufacture and distribution of a wide range of submersible pumps used for various applications like domestic water supply, agriculture, industrial and irrigation purposes

Rust and corrosion free (two times more life than cast iron pumps)

Retail demand well supported by a strong distribution network, aiding high market penetration

# COMPETITIVE

High quality stainless-steel pumps, with approximately 40% more output compared to cast iron pumps, offering durability

Energy efficient products enable 30-40% less energy consumption, contributing to sustainability

Indigenously developed Variable Frequency Drives (VFD), thus reducing dependency on imported materials

New product launches in place, enabling B2C business as well (Small pumps structure and Universal solar pump controller)

Strong backend support (of 3 years), helping improve customer connectivity and service – Availability of a team on the field who resolve issues related to the pumps

Offering customized solutions to meet the specific requirements of different industries and customers

One of the selected bidders among 5-7 L1 bidders for supplying pumps with 1-10 HP

Average life of pumps is approximately 10 to 15 years

# ADVANTAGES

Offering innovative solutions through cutting edge R&D

Deep market penetration

Inbuilt remote monitoring system - technologically advanced pumps that can be remotely monitored through “Shakti Remote Monitoring System – Mobile App” with controls built inside the pumps

Ability to reach a global customer base – presence in many countries outside India

# GOVERNMENT'S ROLE IN SUPPORTING SOLAR POWER GENERATION – PM KUSUM SCHEME



Countries and organizations around the world have been adopting and implementing various aspects of the Green Energy Agenda as part of their commitment to combat climate change and transit towards a more sustainable energy future. This global effort is crucial for mitigating the impacts of climate change and ensuring a cleaner, greener planet for future generations.

India is playing its role in this agenda and one of the primary action points is to setup 280 GW solar power capacity by 2030 (up from 49.34 GW as on 31 Dec 2021). To meet this end, the government has launched various schemes, of which, the Pradhan Mantri - Kisan Urja Suraksha Evam Utthaan Mahabhiyan (PM Kusum) scheme is beneficial to SPIL.

A flagship scheme initiated by the Government of India to promote the use of renewable energy in the agricultural sector, a budget of Rs. 480 billion was setup in FY2018-19 for a period of 10 years. The scheme aims to install solar pump sets to replace traditional diesel or electric pump sets used by farmers for irrigation. This helps in reducing the dependency on fossil fuels and mitigates greenhouse gas emissions. The scheme also encourages the installation of grid-connected solar power plants on barren lands, fallow lands, or unused lands owned by farmers. These solar power plants allow farmers to generate additional income by selling surplus electricity to the grid. In addition, under this scheme, farmers can receive support for the solarization of their existing pump sets. This involves retrofitting existing pumps with solar panels to reduce their dependence on conventional electricity or diesel.

**COMPONENT A:** Addition of 10,000 MW solar power capacity with the installation of small plants of up to 2 MW capacity each.

**COMPONENT B:** Installation of 20 lakh solar-powered agricultural pumps (off-grid)

1. Replacement of existing diesel pumps
  - Replacement demand is ~320 lakh pumps with ~220 lakh electric pump and ~100 lakhs diesel pumps
  - Initial plan to replace 20 lakh pumps of the total 100 lakh diesel pumps (Achieved ~15% of target).
2. Farmers applied for electricity connection, but the request is still pending with the department.
3. Farmers want to terminate their electricity connections after getting it replaced with solar power.

Point 1 & 2 constitute ~90% demand from component - B

**COMPONENT C:** Solarisation of 15 lakh existing Grid-connected agriculture pumps (on-grid).

KUSUM Scheme			
Particulars	I	II	III
Size	1,50,000	3,17,000	8.57 lacs
Executed	78,940	1,39,599	Yet to start
Shakti Pumps	22,340	34,405	Qualified for 21 states where it commands dominant share of ~30%

Market size of solar pumps in India for Component B of KUSUM scheme

Particulars	KUSUM I	KUSUM II	KUSUM III and beyond
Solar pumps (nos. in lakh)	1.5`	3.17	20
Average price (Rs. lakh)	-	-	2.75-3.00
Central govt. budget (Rs. billion) @ 30% share	-	-	-
Market size (Rs. billion)	-	-	550-600

Total sanctioned stand-alone pumps for Component B – 8,57,917 units

# FINANCIAL PERFORMANCE

## REVENUE

	(₹ in Crore)
FY23	968
FY22	1,178
FY21	930
FY20	383
FY19	547

## EBITDA

	(₹ in Crore)
FY23	67
FY22	110
FY21	141
FY20	11
FY19	88

## PBT

	(₹ in Crore)
FY23	32
FY22	82
FY21	110
FY20	(22)
FY19	60

## PAT

	(₹ in Crore)
FY23	24
FY22	65
FY21	76
FY20	(14)
FY19	55

## EPS

	(₹)
FY23	13.1
FY22	35.3
FY21	41.1
FY20	(7.7)
FY19	24.5

## NET WORTH

	(₹)
FY23	418
FY22	393
FY21	341
FY20	265
FY19	290

# MANAGEMENT DISCUSSION AND ANALYSIS

## GLOBAL PUMP INDUSTRY

Somewhat reaching pre-pandemic levels, in FY2023, organisations all over the world have simultaneously experienced supply chain disruptions and sanctions. However, over the long term, escalating demand in the oil and gas sector will lead to numerous offshore deepwater projects to be planned across the world. This, in turn, is expected to drive the pump market over the next few years. Technological advancements in alternative options for conventional pumps, such as solar pumps, are expected to increase value of the pump market. Nevertheless, the pump manufacturing sector has witnessed the combination of technology and computer modelling. This has led to cutting-edge development in pump design, repair and replacement, which drives the pump market and provides opportunities for the market in the future. Globally, Asia-Pacific dominated the markets through FY2023, with the majority of the demand coming from China and India.

Asia-Pacific is projected to grow at the highest CAGR, becoming the world's fastest growing region for pump markets, followed by North America and Europe.

### Key trends in the global pump industry

- **Waste Water Treatment**  
The 6<sup>th</sup> goal of United Nations' Sustainable Development Goal (UN SDG) emphasizes universal and equitable access to clean water and aims to improve water quality by curbing pollution and eliminating the dumping of hazardous chemicals and materials by 2030. The mounting concerns regarding the environmental impact of wastewater and water scarcity and rigorous government regulations are expected to drive the water treatment industry and, in turn, increase demand in the pump market.
- **Industrial Application**  
The pump industry has a wide range of applications in oil & gas, agriculture, metal & mining, water & wastewater treatment, textile, chemical, construction, manufacturing, and many other sectors. Pumps enable the transfer of process fluids from one place to another.
- **Agriculture**  
Pumps, in this sector, are used for irrigation, drainage, flood control, tanks and digestors, wastewater transport, wastewater treatment, water circulation and water supply.
- **Increase in construction activities**  
Increasing population and the consequent urbanization has resulted in a rapid rise of construction activities, of both residential and infrastructural. Industrial pumps are used in construction to remove the excess water from sites.

- **Product innovation**

A key trend gaining popularity in the pump market world-wide, most major pump manufacturers are geared up for developing technological solutions and heavily investing in research and development.

The global pump market is valued at USD 96 billion in 2022 and is estimated to be at USD 119.39 billion by 2028, growing at a CAGR of 6.3%<sup>1</sup>.

The non-submersible sub-segment is expected to grow at a faster rate of 6.6%, compared to the submersible sub-segment. The non-submersible segment contributes almost 68.6% to total revenues of the industry. (Centrifugal pumps are non-submersible pumps in that they are used out of the water. Centrifugal pumps offer easy access and can provide a lot more pressure than what submersible pumps can offer).

The global *agricultural* pump market stood at USD 4.9 billion in 2022 and is expected to reach USD 5.7 billion by 2029. China has the largest agricultural pump market with about 65% market share followed by North America with 13% market share<sup>4</sup>.

The Asia-Pacific region is estimated to contribute almost 36.7% in 2022 with a growth rate of 9.3%<sup>2</sup> CAGR.

In terms of industrial pumps, the global industrial pumps market is projected to reach USD 85 billion to 90 billion by 2025 and USD 120 billion by 2030<sup>3</sup>.

1 Source: SIEMA, Grandview Research

2 Source: Data Feature

3 Source: Polaris

4 Source: Grand Research Store

Global solar industry was valued at USD 50 bn in 2019 and is estimated to grow by 26% to reach USD 200 bn by 2026.

Source: Zion market research

## INDIAN PUMP INDUSTRY

With a forecasted growth rate of CAGR 5.4%<sup>1</sup> between 2023 and 2028, the India pump industry is a direct function of the progress of various sectors in the economy. The centrifugal pump segment grabs a significant share in the industry due to its virtues like energy efficiency, lesser maintenance, ability to withstand long hours of operations and capability to handle large volumes. The Indian economy is thriving due to the developing industrial, commercial, agricultural and residential sectors and consequently the centrifugal pump industry is getting a thorough boost due to its diverse applications in multiple areas.

In FY2022, India's share in the USD 96 billion world pump



market has been around 1.5% estimated to rise to 4% by 2027<sup>1</sup>. Exports from India have been growing at 10%-12% annually, with India exporting pumps and valves to 100+ countries, serving different segments.

The exports of pumps of all types were valued at USD 98.7 million in 2022, rising 25% to USD 123.5 million in 2023.

#### Exports of Pumps of all types

Month in 2022/2023	USD million
April	98.7
May	108.63
June	na
July	110.88
August	na
September	113.2
October	101.2
November	107
December	133.4
January	na
February	99.8
March	108.9

Source: Engineering Export Promotion Council of India (EEPC)

na = data not available

#### Key trends in the Indian pump market

The constant requirement of pumps by the core sectors of the economy have underlined the growing importance of the pump sector in the country. The agriculture sector is the highest consumer of pumps and building services industry comes next. The rest of the infrastructure sector – the highly technologically intensive sectors – like oil and gas, water and waste management treatments, metals and mining – also have high demand for pumps.<sup>2</sup>

- Rising applications of pumps in the sectors of agriculture and chemical industry, to pump water, solvents, organics, and acids and bases.
- Increasing domestic use of centrifugal pumps across domestic and residential sectors, due to its simple design, easy maintenance and smooth flow rate.
- Rising utilisation of pumps in the thriving oil and gas sector to perform a variety of tasks.
- Growing capacity expansion of various sectors like food and beverage, mining, pulp and paper and water treatment.
- Technological advancements in the power generation sector call for higher usage of pumps.

Improving the product design with the aid of product and process innovation is another key trend governing the Indian pump market.

The states of Rajasthan, Haryana, Punjab, Madhya Pradesh, Maharashtra and Chhattisgarh are the largest consumers of pumps in India.

Based on application and usage, the agricultural sector has the highest contribution towards demand for pumps. A growing population, favourable regulatory policies and schemes supporting farmers and the vast availability of agricultural land is boosting the sector's growth and eventually the pump market. Agricultural pump sets are characterized by innovations and continuous product developments aimed towards improving their economics and efficiency.

The Indian pump industry is lined by both national (large companies as well as MSMEs) and international players. 90% of the country's demand is met by local players, the balance 10% is imported. The sector is self-reliant in captive power generation and energy efficiency. Compliance with quality systems like ISO 9000, ANSI, API or EUNO series of standards, technologies based on intelligent process and equipment systems and high-end customised products are some of the prominent features of the pump industry in the past few years. 95% of the pumps manufactured are centrifugal pumps, while the remaining 5% are positive displacement pumps.

In FY2022, the manufacturing cost grew by around 45% but the product process could be raised by only 25%<sup>1</sup>, causing a slight decline in the pump industry.

India has the third largest regional market for water pumps after Middle East Asia and China and is the fastest growing region with an estimated CAGR of over 10% during 2017-27<sup>4</sup>.

1 Source: Expert market research

2 Source: Indian Pump Manufacturers Association (IPMA)

3 Source: EEPC India, Ministry of Commerce and Industry, Government of India

4 Source: Source: Timesnow Jun 2022

#### Region wise exports of pumps and valves from India (as of 2019-20)

Region	Percentage of Exports from India
North America	25
EU	21
Africa	15
Middle East	12
ASEAN	8
South Asia	6
NE Asia	5
Latin America	3
Others	5

Source: EEPC India, Ministry of Commerce and Industry, Government of India

## Consumer Sectors

- Agriculture
- Engineering, Procurement and Construction
- Industrial and domestic water supply and waste water treatment
- Process industry
- Oil and Gas
- Pharmaceuticals
- Chemicals
- Food and Beverages
- Mining

## Demand Drivers

- India, predominantly an agrarian economy, has a thriving agricultural sector. Agriculture and irrigation have a sustained demand for pumps.
- Declining ground water levels over the recent years.
- Proactive government policies to indirectly accelerate demand for pumps by offering
  - subsidized electricity
  - exemptions on use of solar water pumps

These policies have triggered the rise of independent irrigation facilities thus increasing the demand for water pumps.

- India GDP is projected at USD 15 trillion by the year 2030, of which 70% is accounted for by urbanization, which propels the demand for pumps. Thus, urbanization and population growth are major demand drivers.
- Along with increasing population is the need for better sanitation, which has increased the demand for pumps manifold.
- Awareness of the need for potable drinking water and the emphasis on recycling of water.
- Waste and waste water treatment activities.
- Growth of the Indian chemical and pharmaceutical market has also stimulated the demand for high quality industrial pumps.
- Government policies and regulations towards energy efficiency and promotion of agricultural sector.
- Escalating demand for exports.
  - Overseas demand is high in steel, mining and oil & gas
  - Global population growth

## Key Strengths of Indian Pump Industry

The Indian pump market is a reliable and mature market since years and has been growing steadily. Its price competitiveness and technological consistency gives it a competitive advantage.

Many foreign players have extended technical collaborations and joint ventures with Indian manufacturers, thus enhancing the technical know-how within the country. The domestic pump sector exhibits both vertical and horizontal integration.

- The domestic market for pumps in India is one of the fastest growing.
- Currently, 16% of India's pump manufacturing capacity is ready for exports.
- India has a ready-to-sell, export market, present in more than 100 countries.
- India offers among the highest net value additions in the world (more than 20%).
- Adherence to the best quality standards – such as ISO 9000, ANSI, API or EUNO series.
- Lower cost of operation in India offers labour cost advantage.

With India's tiny share in the exports of pumps in the world market, there lies a host of opportunities available to the Indian players. Many players have in fact ventured into the international markets with their high value pumps. However, realignment of value chain, optimal understanding of consumer demand, improvement of quality while managing costs and implementing energy efficient technologies are the need of the hour. The industry is gradually picking up pace, notwithstanding the global economic scenario and there is a requirement for exploring high-value, energy-efficient pumps.

## SOLAR INDUSTRY

Energy efficiency, reduction of carbon footprints and climate resilient approach to growth, sustainable development and the need to implement renewable energy are some of the action-oriented points of countries to run the world economy, and has attracted attention of pump manufacturers too, who are now relentlessly incorporating improvement in quality, service and products in their business strategy.

The global solar industry was valued at USD 50 bn in 2019 and is estimated to grow by 26% to reach USD 200 bn by 2026<sup>5</sup>.

Solar water pumping market in India is estimated to grow at CAGR of more than 27% from FY2018 to FY2024<sup>6</sup>.

Majority of the land in India is irrigated using Total for pumps is not matching - 20 million + 10 million + 3.9 million should be ~34 million pumps. are run using solar energy. These pumps have been deployed in the last 5 years and only a few states including Chhattisgarh, Rajasthan, Andhra Pradesh, Uttar Pradesh, Haryana and Bihar have implemented these solar-powered pumps for irrigation<sup>7</sup>.

Relentless efforts by the government of India have resulted in large scale implantation of solar pumps in the country. At present, the solar pumps are deployed either through the central government-led PM-KUSUM (Pradhan Mantri Kisan Urja Suraksha evam Utthaan Mahabhiyan) scheme or under some state schemes.

According to the Ministry of New and Renewable Energy, as of December 2022, a total solar capacity of 816 MW has been added through the installation of standalone solar pumps under Component B and solarisation of existing grid-connected agricultural pumps under Component C of the PM-KUSUM scheme. With the installation of about 0.47 million standalone solar pumps in the country, as of December 31, 2022, a reduction of 325 million litres per annum has been achieved in diesel consumption. It has been estimated that there is a reduction of around 0.53 million tonnes per annum in carbon dioxide emissions on account of the total solar capacity installed under the PM-KUSUM scheme.

The adoption of solar powered irrigation will not only help reduce the burden of over Rs 1 lakh crore towards electricity subsidy for agriculture but also reduce oil import bill by reducing diesel consumption by 1.38 billion litres per annum as per MNRE. Secondly, the total consumption of diesel by pumps in a year comes out to 5.52 billion litre per annum with an equivalent Co2 emissions of 15.4 million tonnes. The government, overall, through solarised irrigation aims to reduce the carbon emissions by 32 million tonnes. Furthermore, as per the report of World Irrigation Forum<sup>7</sup>, it is estimated that off-grid solarisation of pumps can help reduce transmission and distribution losses by up to 20%.

India is on a mission to reach Net Zero by 2070 and with appropriate approach, the agriculture sector could become a major contributor in meeting this objective.

5 Source: GlobeNewswire

6 Source: Business Wire

7 Source: Times of India

#### Key growth drivers of the solar energy market

- Government subsidies
- Tax rebates for solar panel installation
- Increased awareness of environmental degradation

#### PM KUSUM SCHEME

Executed	KUSUM SCHEME	
Particulars	I	II
Size	1,50,000	3,17,000
Executed	78,940	1,65,433
SPIL	22,340	34,828

Market Mode	KUSUM SCHEME
Particulars	III
Size	8.57 Lacs *
Executed	Yet to Start
SPIL	Qualified for 21 states where it commands dominant share of ~30%

#### SHAKTI PUMPS (INDIA) LTD. - COMPANY OVERVIEW

Shakti Pumps (India) Ltd. has been instrumental in changing the face of the pump industry since the past four decades. The “built to best” range of innovative, technologically enabled offerings of Shakti are created with customer-centric focus, suited to commercial as well as industrial usage.

Unswerving commitment as well as consistent investments towards research and development have been the backbone of our path till now.

Starting with the manufacture of pumps, the company moved into the space of stainless-steel pump manufacturing and then more recently into solar pumps, thus making it a pioneer in manufacturing ‘100% Energy Efficient Stainless-Steel Submersible Solar Pumps & Motors’.

#### SOLAR PUMPS

Solar pumps are a driving force behind the business. The prices of fossil fuels are sky rocketing, and farmers find irrigation through diesel pumps very expensive. This is where solar pumps play a dual role in mitigating costs for the farmers. When opting for solar pump installation, the financial burden on the farmer is limited to a mere 10% of the total cost, while the state government shoulders 60% and the Central Government covers 30%. Consequently, the irrigation expenses borne by the farmer experience a significant reduction. The implementation of solar pumps also yields advantages for the state government by diminishing the need to allocate funds for electricity infrastructure such as wires, transformers and electric poles. Additionally, this aids in alleviating the strain on the power grid. Remarkably, the investment incurred by the farmers in solar pump installation is recovered within a year.

The installation of solar pumps enables the farmer to adopt micro-irrigation, due to which the yield of the crop increases manifold, resulting in an increase in the income of the farmer.

Combining the efficiency of drip irrigation with the reliability of a solar-powered water pump will lead the way with drip-irrigation and micro irrigation. Solar-powered pumps also conserve labour. Solar-powered automation and mechanisation to agriculture will enable farmers to become self-sufficient and live an empowered life.

The state government of Haryana has also started a special campaign called ‘Har Khet Ko Pani’ to promote irrigation and supply adequate water to the farm. Through this scheme, the government wants to make people aware about the benefits of drip irrigation or sprinkler irrigation instead of relying on rain-fed irrigation, in which Shakti Pumps is playing a crucial role.

Solar Energy Corporation of India Limited (SECI) has sanctioned the issuance of new tenders for approximately 8.57 lakh solar pumps under the PM-Kusum scheme III, and Shakti Pumps has qualified in 21 states to provide Off Grid Solar Photovoltaic Water Pumping Systems.

SPIL had received an order from the Government of Uganda represented by the Ministry of Water and Environment for supplying a solar powered water pumping system in 2021 at a total contract price of USD 35 million funded by Indian EXIM Bank in Uganda. In FY2023, the Company received the pending USD 1 million from EXIM Bank on behalf of Government of Uganda.

SPIL had already commenced operations in Uganda under this project and it is expected to provide safe and sustainable water supply to half a million Ugandans across 20 rural districts.

## ROLE IN ELECTRIC VEHICLES – SHAKTI EV

In addition to the manufacturing of submersible pumps, the company has recently ventured into the making of controllers and motors designed for electric vehicles.

One cannot deny the hazardous effects of the transportation sector operating through fossil fuel. This heralded the arrival of electric vehicles and with their advent, rose the need for organisations to setup manufacturing plants of the ancillary parts. Shakti Pumps once again assumed responsibility, considering it as a contribution to a sustainable, greener and cleaner future. Through its wholly owned subsidiary Shakti EV Mobility Private Limited the company has been involved in the manufacturing of motors, chargers, controllers and multi-application component variable frequency drives (VFDs) for electric vehicles.

With an experience of 30 years in manufacturing electric motors and 5 years of manufacturing power electronics equipments, SPIL has gradually penetrated the newly growing market.

## INTERNATIONAL SOLAR ALLIANCE (ISA)

Shakti is also the part of **International Solar Alliance (ISA)** which consists of:

- Aggregated demand for more than 2,70,000 solar pumps across 22 countries.
- More than 1 GW of solar rooftop across 11 countries.
- More than 10 GW of solar mini-grids across 9 countries under its respective programmes.

ISA is a treaty-based intergovernmental organisation, aimed towards making solar energy available 24x7 at affordable cost to all in the 121 tropical countries. It is an action oriented,

member driven platform, where massive solar energy deployment is the focus area, ensuring energy security. The ISA is guided by its 'Towards 1000' strategy which aims to mobilise USD 1,000 Bn of investments in solar energy solutions by 2030, while delivering energy access to 1,000 Mn people using clean energy solutions and resulting in installation of 1,000 GW of solar energy capacity. This would help mitigate global solar emissions to the tune of 1,000 Mn tonnes of CO2 every year.

ISA is perceived as a critical organisation working towards achieving the 2030 Sustainable Development Goals and objectives of the Paris Agreement on Climate Change.

## SEGMENTAL PERFORMANCE:

Shakti has the following business segments:

1. Solar EPC
2. Solar OEM
3. Domestic and Industrial Consumption
4. Exports

The revenues generated from the above segments are as follows: (in Lacs)

## FINANCIAL REVIEW – Consolidated

The analysis in this section relates to the consolidated financial results of the year ended March 31, 2023.

The financial statements of the company and its joint venture are prepared as per the Indian Accounting Standards (referred to as 'Ind AS') prescribed under section 133 of the Companies Act, 2013, read with the Companies (Indian Accounting Standards) Rules, as amended from time to time.

Significant accounting policies used in the preparation of the financial statements are disclosed in the notes to the consolidated financial statements.

During FY23, the company encountered adverse business conditions like an increase in raw material cost and holding some orders of PM KUSUM - II due to lower margin) impacting both the top and bottom lines. Thus, in FY23 the total revenue of Rs. 97,093.62 lakhs is 17.9% lower than the \previous year's Rs. 1,18,467.65. Net profit decreased 62.8% to Rs. 2,413.18 lakhs from Rs. 6,481.60 earned in FY22. An analysis of revenue and expenditure is provided below.

### Revenue

(INR in lakhs)	FY23	FY22	Change%
Operating revenue	96,768.33	117,853.51	-17.9%
Other income	325.29	614.14	-47.0%
Total revenue	97,093.62	1,18,467.65	-18.0%

### Segment-wise revenue is as follows:

(INR in lakhs)	FY23	FY22	Change%
Customers under Government Projects	62,320.04	81,484.21	-23.51
Industrial Customers	1589.62	1,551.96	2.44
OEM Customers	1133.96	3,123.00	-63.69
Export Customers	23254.06	18,511.19	25.62
Other Customers	8470.44	13,183.14	-35.75
<b>Operating revenue</b>	<b>96,768.33</b>	<b>117,853.51</b>	<b>-17.89</b>

During FY23, Other income came down by 47%. This was the result of lower Interest income as the erstwhile fixed deposits and other bank balances have been used for business purposes.

### Cost of materials

(INR in lakhs)	FY23	FY22
Cost of materials consumed	74,460.52	95,445.60
Changes in inventories	(123.95)	(4,981.15)
Total materials	74,336.57	90,464.45
Operating revenue	96,768.33	117,853.51
Cost of materials / Operating revenue	76.8%	76.8%

No Significant change during the year.

### Employee benefits expense

(INR in lakhs)	FY23	FY22	Change
Employee benefits	5,340.11	5,241.19	1.9%
% of Total Revenue	5.5%	4.4%	

The increase in employee costs during FY23 is because of the recruitment of new employees and annual increments for the year. Increase in the expenditure together with decreased revenue led to higher proportion of employee cost to total revenue.

### Finance costs

(INR in lakhs)	FY23	FY22	Change
Finance costs	1,916.39	1,567.62	22.2%
% of Revenue	2.0%	1.3%	

Finance costs increased due to high utilisation of working capital facility.

### Depreciation and Amortisation

(INR in lakhs)	FY23	FY22	Change
Depreciation and Amortisation	1,840.21	1,857.46	-0.9%
% of Revenue	1.9%	1.6%	

No significant change in the amount of depreciation and amortisation.

### Other expenses

(INR in lakhs)	FY23	FY22	Change
Other expenses	10,435.61	11,102.73	-6.0%
% of Revenue	10.8%	9.4%	

The decrease in other expenses by 6.0% is mainly on account of the lower spend on selling and distribution.

**Income tax**

(INR in lakhs)	FY23	FY22	Change
Income tax	811.55	1,752.60	-53.7%
Profit before tax	3,224.73	8,234.81	-26.0%
Tax as % of Profit before tax	25.2%	21.3%	

No change in the effective tax rate during the year.

**Balance sheet items (Assets)**

- Increase in the gross block of PPE to Rs. 29,992.86 lakhs from Rs. 28,517.38 lakhs, after the addition of Rs. 2,362.79 lakhs and disposal of Rs. 887.31 lakhs.
- Other non-current financial assets increased to Rs. 1,081.39 lakhs from Rs. 243.79 lakhs. The increase is on account of Security Deposits and Fixed Deposit with Maturity more than 12 months.
- Receivables significantly decreased to Rs. 24,368.22 lakhs from Rs. 38,277.58 lakhs due to lower sales and close monitoring of the collection.
- Decrease in Cash and cash equivalents to Rs. 1,104.52 lakhs from 3,124.99 lakhs represents on account of fixed deposits and other bank balance have been used for business purpose.
- Bank balances decreased from Rs. 636.75 lakhs to Rs.1,335.12 lakhs due to non-renewal of fixed deposits on maturity.
- Increase in Other current assets to Rs. 7,857.50 lakhs from Rs. 6,455.72 lakhs is on account of advances to suppliers.

**Balance sheet items (Liabilities)**

- The non-current borrowing decreased to Rs. 242.87 lakhs from Rs. 930.37 lakhs due to the repayment of rupee term loans and foreign currency loans.
- Decrease in current borrowings to Rs. 7,097.20 lakhs from Rs. 9,570.75 lakhs is on account of lower utilisation of working capital facilities upon receipt of substantial amount as advances from customers.
- Trade payables decreased to Rs. 12,694.87 lakhs from Rs. 28,399.18 lakhs in line with the decreased procurement of raw materials and other items for lower production.
- Other financial liabilities decreased to Rs. 3,567.20 lakhs from Rs. 5,187.01 lakhs. The decrease mainly represents the repayment of installation charges outstanding at the end of FY22.
- Other current liabilities increased to Rs. 5,604.51 lakhs from Rs. 1,538.78 lakhs. The increase represents the receipt of advances from customers.

# Corporate Information

## Board of Directors

- |                                  |                                  |
|----------------------------------|----------------------------------|
| 1. Mr. Dinesh Patidar            | Chairman cum Whole Time Director |
| 2. Mr. Ramesh Patidar            | Managing Director                |
| 3. Mr. Sunil Patidar             | Whole Time Director              |
| 4. Mr. Navin Sunderlal Patwa     | Independent Director             |
| 5. Mrs. Nishtha Neema            | Women Independent Director       |
| 6. Mr. Keyur Bipinchandra Thaker | Independent Director             |

## Company Secretary & Compliance Officer

Mr. Ravi Patidar

## Chief Financial Officer

Mr. Dinesh Patel

## Statutory Auditor

M/s PGS & Associates, Mumbai

## Secretarial Auditor

M/s. M. Maheshwari & Associates, Indore

## Cost Auditor

M/s. M.P. Turakhia & Associates, Indore

## Banker

HDFC Bank Limited  
Axis Bank Ltd  
ICICI Bank Limited  
Union Bank of India  
Federal Bank Limited  
Kotak Mahindra Bank Limited  
IDBI Bank Limited

## Registrar and Transfer Agent

Adroit Corporate Services Pvt. Ltd.  
17-20, Jafferbhoy Ind. Estate,  
1st Floor, Makwana Road,  
Marol Naka, Andheri (E), Mumbai 400059  
Tel: +91 (0) 22 42270400  
Email: - [info@adroitcorporate.com](mailto:info@adroitcorporate.com)

## Registered Address Office & Work

Plot no. 401, 402 & 413 Sector III Industrial Area  
Pithampur - Dist. Dhar (M.P.) 454774.  
Tel. no: +91- 7292-410500  
Fax no.:-+91-7292-410645  
Email:-[cs@shaktipumpsindia.com](mailto:cs@shaktipumpsindia.com)  
Web:- [www.shaktipumps.com](http://www.shaktipumps.com)

# Notice

Notice is hereby given that the 28<sup>th</sup> Annual General Meeting (AGM) of the Members of Shakti Pumps (India) Limited will be held through video conferencing ("V.C.)/Other Audio Visual means ("OAVM") on Thursday, September 28, 2023 at 01:00 P.M. to transact the following businesses, the deemed venue for the AGM will be the Registered Office of the Company- at Plot No. 401, 402, & 413, Industrial Area, Sector-3, Pithampur, Dist. Dhar-454774 (M.P.)

## ORDINARY BUSINESS:-

1. To receive, consider and adopt:-
  - a) The audited standalone Financial Statements of the Company for the financial year ended March 31, 2023 together with the Reports of the Board of Directors and Auditors thereon: and
  - b) The audited consolidated Financial Statements of the Company for the financial year ended March 31, 2023 together with the Report of the Auditors thereon.
2. To declare a Dividend of ₹ 2/- (i.e. 20%) per equity share for the Financial Year ended March 31, 2023.
3. To appoint a Director in place of **Mr. Sunil Patidar (DIN: 02561763)**, who retires by rotation and being eligible, offered himself for re-appointment.

## SPECIAL BUSINESS:-

4. To approve the Re-designation and Re-appointment of **Mr. Dinesh Patidar (DIN: 00549552)** for three years as **Chairman cum Whole Time Director**.

To consider and if thought fit, to pass, the following resolution as a Special Resolution:-

**"RESOLVED THAT** in accordance with the recommendations of the Nomination and Remuneration Committee of the Board of Directors and pursuant to the provisions of Sections 196, 197, 198, 203 and other applicable provisions of the Companies Act, 2013 (including any statutory modification(s) or re-enactment thereof for the time being in force) (hereinafter referred to as 'the Act') and the Companies (Appointment and Remuneration of Managerial Personnel) Rules, 2014 read with Schedule V to the Act, the Articles of Association of the Company and in partial modification to the earlier Special Resolution passed by members in the 26<sup>th</sup> Annual General Meeting, **Mr. Dinesh Patidar (DIN: 00549552)** be and is hereby re-appointed and re-designated from Managing Director to **Chairman cum Whole Time Director** of the Company for a period of **three years** with effect from **August 11, 2023**.

**RESOLVED FURTHER THAT** the Board of Directors of the Company be and is hereby authorized to do all acts

and take all such steps as may be necessary, proper or expedient to give effect to this resolution.

**RESOLVED FURTHER THAT** the Board of Directors be and is hereby also authorized to delegate all or any of its powers to any of its committee(s) or any director or officer or person and to do all such acts, deeds, matters and things as, in its absolute discretion, it may consider necessary, expedient and desirable to give effect to this resolution.

5. To approve the Re-designation and Re-appointment of **Mr. Ramesh Patidar (DIN: 00931437)** for three years as **Managing Director**.

To consider and, if thought fit, to pass, the following resolution as a Special Resolution:

**"RESOLVED THAT** pursuant to the provisions of SEBI (Listing Obligations & Disclosure Requirements) Regulations, 2015 and Sections 117, 196, 197 and 203 read with Schedule V and Article of Association of the Company as amended from time to time and all other applicable provisions of the Companies Act, 2013 and the Companies (Appointment & Remuneration of Managerial Personnel) Rules, 2014 (Including any statutory modification or re-enactments thereof for the time being in force) and in partial modification to the earlier Special Resolution passed by members in the 26<sup>th</sup> Annual General Meeting and further as recommend/ approved by the Nomination & Remuneration Committee and Board of Directors in its meeting held on August 11, 2023 on the terms and conditions including remuneration as set out in explanatory statement annexed to the notice convening this meeting, **Mr. Ramesh Patidar (DIN: 00931437)** be and is hereby re-designated and re-appointed from Whole time Director to **Managing Director** of the Company for a period of **three years** with effect from **August 11, 2023**.

**RESOLVED FURTHER THAT** the Board of Directors of the Company be and is hereby authorized to do all acts and take all such steps as may be necessary, proper or expedient to give effect to this resolution.

**RESOLVED FURTHER THAT** the Board of Directors be and is hereby also authorized to delegate all or any of its powers to any of its committee(s) or any director or officer or person and to do all such acts, deeds, matters and things as, in its absolute discretion, it may consider necessary, expedient and desirable to give effect to this resolution."

6. To ratify and confirm the payment of Remuneration of Cost Auditors for the Financial Year 2023-2024: -

To consider and if thought fit, to pass the following resolution as an **Ordinary Resolution**: -



**“RESOLVED THAT** pursuant to the provisions of Section 148 and other applicable provisions, if any, of the Companies Act, 2013 and the Companies (Audit and Auditors) Rules, 2014, M/s. M. P. Turakhia & Associates, Cost Accountants (Firm Registration No. 000417) appointed as Cost Auditors by the Board of Directors of the Company to audit the cost records of the Company for the financial year 2023-2024, be paid a remuneration of ₹ 65,000/- per annum plus applicable Goods & Services Tax and out of pocket expenses that may be incurred in connection with the aforesaid audit be and is hereby ratified.”

**RESOLVED FURTHER THAT** the Board of Directors of the Company be and is hereby authorized to do all acts and take all such steps as may be necessary, proper or expedient to give effect to this resolution.”

**For and on the behalf of the Board  
Shakti Pumps (India) Limited**

**Ravi Patidar  
Company Secretary  
M. No. ACS 32328**

**Place: Pithampur  
Date: August 11, 2023**

**Notes: -**

1. In view of the COVID-19 pandemic, the Ministry of Corporate Affairs ('MCA') has vide its General Circular No. 20/2020 dated May 5, 2020 in relation to clarification on holding of Annual General Meeting ('AGM') through video conferencing ('VC') or other audio visual means ('OAVM') read with General Circulars Nos. 14/2020 dated April 8, 2020, 17/2020 dated April 13, 2020, 22/2020 dated June 15, 2020, 33/2020 dated September 28, 2020, 39/2020 dated December 31, 2020, 10/2021 dated June 23, 2021, 19/2021 dated December 8, 2021 and Circular No. 3/2023 dated May 5, 2023 in relation to 'Clarification on passing of ordinary and special resolutions by companies under the Companies Act, 2013 and the rules made thereunder on account of the threat posed by COVID-19' and General Circular No.02/2021 dated January 13, 2021 (collectively referred to as 'MCA Circulars') and the Securities and Exchange Board of India ('SEBI') vide its circular No. SEBI/HO/CFD/CMD1/CIR/P/2020/79 dated May 12, 2020 in relation to 'Additional relaxation in relation to compliance with certain provisions of SEBI (Listing Obligations and Disclosure Requirements) Regulations 2015-COVID-19 pandemic' and Circular Nos. SEBI/HO/CFD/CMD2/CIR/P/2021/11 dated January 15, 2021 and SEBI/HO/CFD/CMD2/CIR/P/2023/62 dated May 13, 2023 (collectively referred to as 'SEBI Circulars') permitted the holding of the Annual General Meeting ('AGM'/the Meeting') through VC/ OAVM, without the physical presence of the Members at a common venue.

In compliance with the provisions of the Companies Act, 2013 ('Act'), the SEBI (Listing Obligations and Disclosure Requirements) Regulations, 2015 ('SEBI Listing Regulations') and MCA Circulars, the 28<sup>th</sup> AGM of the Company is being held through VC/OAVM on Thursday, September 28, 2023 at 1:00 P.M. IST. The deemed venue for the AGM will be the Registered Office of the Company- Plot No. 401, 402, & 413, Industrial Area, Sector-3, Pithampur, Dist. Dhar-454774 (M.P.) India.

2. The Explanatory Statement setting out the material facts pursuant to Section 102 of the Companies Act, 2013 ("the Act"), in respect of the Special Business under Item nos. 4 to 6 set above and the details as required under Regulation 36(3) of the SEBI (Listing Obligations and Disclosure Requirements) Regulations, 2015 ('SEBI Listing Regulations') and Secretarial Standard on General Meeting (SS-2) in respect of the Directors seeking re-appointment at this Annual General Meeting is also annexed.
3. As the AGM is being held through VC/OAVM, physical attendance of Members has been dispensed with and there is no provision for the appointment of proxies. Accordingly, the facility for appointment of proxies by the Members under Section 105 of the Act will not be available for the 28<sup>th</sup> AGM and hence the Proxy Form and Attendance Slip are not annexed to this Notice.
4. Participation of Members through VC /OAVM will be reckoned for the purpose of quorum for the AGM as per section 103 of the Companies Act, 2013 ("the Act").
5. Institutional/ Corporate Members are intending to appoint authorize representatives to attend the meeting through VC/OAVM and cast their vote through e-voting. Institutional/ Corporate Members are requested to send a certified copy of the Board resolution / Authorization letter to the Company on their email id: [cs@shaktipumpsindia.com](mailto:cs@shaktipumpsindia.com) or upload on the VC portal / e-voting portal.
6. The Register of Members and Share Transfer Books of the Company will remain closed from Friday, 22<sup>nd</sup> September 2023 to Thursday, 28<sup>th</sup> September 2023 (both days inclusive) for the purpose of payment of Final dividend, if declared at the Annual General Meeting.
7. The Company has fixed Thursday, September 21, 2023 as the Record date for determining the entitlement of Members to final dividend for the financial year ended March 31, 2023, if approved at the AGM.
8. The dividend, as recommended by the Board, if approved at the AGM, in respect of equity shares held in electronic form will be payable to the beneficial owners of shares as on Thursday, September 21, 2023 as per details furnished by Depositories for this purpose. In case of shares held in physical form, the dividend will be payable to the shareholders, whose name appears in the Company's Register of Members as on Thursday, September 21, 2023.
9. In case of joint holders attending the Meeting, only such

joint holder who is higher in the order of names will be entitled to vote during the AGM.

10. In compliance with the MCA Circulars viz General Circulars No. 20/2020 dated May 5, 2020 and No. 02/2021 dated January 13, 2021, issued by the MCA and SEBI Circulars, Notice of the 28<sup>th</sup> AGM along with Annual Report is being sent only through electronic mode to those Members whose email addresses are registered with the Company/ Depositories. Therefore, those Members, whose email address is not registered with the Company or with their respective Depository Participant/s, and who wish to receive the Notice of the 28<sup>th</sup> AGM and the Annual Report for the year 2023 and all other communication sent by the Company, from time to time, can get their email address registered by following the steps as given below: -
  - a) For the Members holding shares in demat form, please update and register your email address through your respective Depository Participant/s.
  - b) For the Members holding shares in physical form, with the Company/Adroit Corporate Services Private Limited.
11. Members may also note that the Notice of this AGM and the Annual Report for the year 2023 will also be available on the Company's website [www.shaktipumps.com](http://www.shaktipumps.com) for their download. The same shall also be available on the website of the Stock Exchanges i.e. BSE Limited at [www.bseindia.com](http://www.bseindia.com) and National Stock Exchange of India Limited at [www.nseindia.com](http://www.nseindia.com) respectively, and on the website of CDSL [www.evotingindia.com](http://www.evotingindia.com).
12. The Register of Directors' and Key Managerial Personnel and their shareholding maintained under Section 170 of the Companies Act, 2013, the Register of Contracts or Arrangements in which the Directors are interested under Section 189 of the Companies Act, 2013 will be available electronically for inspection by the Members during the AGM. All documents referred to in the Notice will also be available for electronic inspection without any fee by Shakti Pumps (India) Limited.
13. Members are encouraged to express their views/ send their queries in advance mentioning their name, demat account number/folio number, e-mail id, mobile number at [cs@shaktipumpsindia.com](mailto:cs@shaktipumpsindia.com) Questions/queries received by the Company till 5.00 p.m. on Tuesday, 19<sup>th</sup> September, 2023 shall only be considered and responded during the AGM.
14. To support the Green Initiative, members who have not registered their e-mail address are requested to register their e-mail address for receiving all communication including Annual Report, Notices, Circulars etc. from the Company electronically.
15. Pursuant to Section 72 of the Companies Act, 2013, Members holding shares in physical form are advised to file nomination in the prescribed Form SH-13 with the Company's share transfer agent. In respect of shares held in electronic/ demat form, the Members may please contact their respective depository participant.
16. The Securities and Exchange Board of India (SEBI) has mandated submission of PAN by every participant in the Securities Market. Members holding Shares in electronic form are, therefore, requested to submit their PAN details to their Depository Participants. Members holding shares in physical form are requested to submit their Pan details to the Company or to the Registrar and Share Transfer Agent.
17. As per Regulation 40 of the Listing Regulations, securities of listed companies can be transferred only in dematerialised form with effect from April 1, 2019. In view of the above and to avail the benefits of dematerialisation and ease portfolio management, Members are requested to consider dematerialize shares held by them in physical form.
18. Members are requested to send all communications relating to shares and unclaimed dividends, change of address, bank details, email address etc. to the Registrar and Share Transfer Agents at the following address: Adroit Corporate Services Private Limited 18-20, Jafferbhoy Ind. Estate, 1<sup>st</sup> Floor, Makwana Road, Marol Naka, Andheri (E), Mumbai 400059, India. 022-42270423, Fax: 022-28503748. If the shares are held in electronic form, then change of address and change in the Bank Accounts etc. should be furnished to their respective Depository Participants (DPs).
19. Members are requested to note that, Pursuant to provisions of Section 124(5) of the Companies Act, 2013, dividends if not paid or claimed for a period of 7 years from the date of transfer of Unpaid Dividend Account of the Company, are liable to be transferred to the Investor Education and Protection Fund ("IEPF"). Further, all the shares in respect of which dividend has remained unpaid or unclaimed for seven consecutive years or more from the date of transfer to unpaid dividend account shall also be transferred to IEPF account.  
Members are requested to claim their unpaid dividend for the year 2015-16 to 2021-22, if any, from the company, within stipulated timeline. The Company has also sent individual intimation to all such shareholders who have not claimed their dividend for seven consecutive years. The details of unclaimed/unpaid dividend are also available on the website of the Company [www.shaktipumps.com](http://www.shaktipumps.com). Members may note that the dividend and shares transferred to the IEPF can be claimed back by the concerned shareholders from the IEPF Authority after complying with the procedure prescribed under the Investor Education and Protection Fund Authority <https://www.iepf.gov.in/IEPF/refund.html>
20. All persons whose names are recorded in the Register of Members or in the Register of Beneficial Owners maintained by the Depositories as on the cut-off date Thursday, September 21, 2023 only shall be entitled to vote at the General Meeting by availing the facility of remote e-voting or by voting at the General Meeting.

## CDSL e-Voting System – For e-voting and Joining Virtual meetings

1. Pursuant to the provisions of the Companies Act, 2013 read with Companies (Management and Administration) Rules, 2014 (as amended) and Regulation 44 of SEBI (Listing Obligations & Disclosure Requirements) Regulations 2015 (as amended), and MCA Circulars and May 05, 2020 the Company is providing facility of remote e-voting to its Members in respect of the business to be transacted at the AGM. For this purpose, the Company has entered into an agreement with Central Depository Services (India) Limited (CDSL) for facilitating voting through electronic means, as the authorized e-Voting's agency. The facility of casting votes by a member using remote e-voting as well as the e-voting system on the date of the AGM will be provided by CDSL.
2. The Members can join the AGM in the VC/OAVM mode 15 minutes before and after the scheduled time of the commencement of the Meeting by following the procedure mentioned in the Notice. The facility of participation at the AGM through VC/OAVM will be made available to atleast 1000 members on first come first served basis. This will not include large Shareholders (Shareholders holding 2% or more shareholding), Promoters, Institutional Investors, Directors, Key Managerial Personnel, the Chairpersons of the Audit Committee, Nomination and Remuneration Committee and Stakeholders Relationship Committee, Auditors etc. who are allowed to attend the AGM without restriction on account of first come first served basis.
3. The attendance of the Members attending the AGM through VC/OAVM will be counted for the purpose of ascertaining the quorum under Section 103 of the Companies Act, 2013.
4. Pursuant to MCA Circular No. 14/2020 dated April 08, 2020, the facility to appoint proxy to attend and cast vote for the members is not available for this AGM. However, in pursuance of Section 112 and Section 113 of the Companies Act, 2013, representatives of the members such as the President of India or the Governor of a State or body corporate can attend the AGM through VC/OAVM and cast their votes through e-voting.
5. The AGM has been convened through VC/OAVM in compliance with applicable provisions of the Companies Act, 2013 read with MCA Circular No. 14/2020 dated April 8, 2020 and MCA Circular No. 17/2020 dated April 13, 2020 and MCA Circular No. 20/2020 dated May 05, 2020.
6. In continuation of this Ministry's General Circular No. 20/2020, dated 05<sup>th</sup> May, 2020 and after due examination, it has been decided to allow companies whose AGMs were due to be held in the year 2023, or become due in the year 2023, to conduct their AGMs on or before 30.09.2023 in accordance with the requirements provided in paragraphs 3 and 4 of the General Circular No. 20/2020 as per MCA circular no. 10/2022 dated December 28, 2022.

## THE INTRUCTIONS OF SHAREHOLDERS FOR E-VOTING AND JOINING VIRTUAL MEETINGS ARE AS UNDER:-

**Step 1** : Access through Depositories CDSL/NSDL e-Voting system in case of individual shareholders holding shares in demat mode.

**Step 2** : Access through CDSL e-Voting system in case of shareholders holding shares in physical mode and non-individual shareholders in demat mode.

- (i) The voting period begins on Sunday, September 24, 2023 and 9:00 A.M. and ends on Wednesday, September 27, 2023 and 5:00 P.M. During this period shareholders' of the Company, holding shares either in physical form or in dematerialized form, as on the cut-off date September 21, 2023 may cast their vote electronically. The e-voting module shall be disabled by CDSL for voting thereafter.
- (ii) Shareholders who have already voted prior to the meeting date would not be entitled to vote at the meeting venue.
- (iii) Pursuant to SEBI Circular No. **SEBI/HO/CFD/CMD/CIR/P/2020/242 dated 09.12.2020**, under Regulation 44 of Securities and Exchange Board of India (Listing Obligations and Disclosure Requirements) Regulations, 2015, listed entities are required to provide remote e-voting facility to its shareholders, in respect of all shareholders' resolutions. However, it has been observed that the participation by the public non-institutional shareholders/retail shareholders is at a negligible level.

Currently, there are multiple e-voting service providers (ESPs) providing e-voting facility to listed entities in India. This necessitates registration on various ESPs and maintenance of multiple user IDs and passwords by the shareholders.

In order to increase the efficiency of the voting process, pursuant to a public consultation, it has been decided to enable e-voting to **all the demat account holders, by way of a single login credential, through their demat accounts/ websites of Depositories/ Depository Participants**. Demat account holders would be able to cast their vote without having to register again with the ESPs, thereby, not only facilitating seamless authentication but also enhancing ease and convenience of participating in e-voting process.

**Step 1** : Access through Depositories CDSL/NSDL e-Voting system in case of individual shareholders holding shares in demat mode.

- (iv) In terms of **SEBI circular no. SEBI/HO/CFD/CMD/CIR/P/2020/242 dated December 9, 2020** on e-Voting facility provided by Listed Companies, Individual shareholders holding securities in demat mode are allowed to vote through their demat account maintained with Depositories and Depository Participants. Shareholders are advised to update their mobile number and email Id in their demat accounts in order to access e-Voting facility.

Pursuant to above said SEBI Circular, Login method for e-Voting and joining virtual meetings for **Individual shareholders holding securities in Demat mode CDSL/NSDL** is given below:

Type of shareholders	Login Method
Individual Shareholders holding securities in Demat mode with <b>CDSL Depository</b>	<ol style="list-style-type: none"> <li>1) Users who have opted for CDSL Easi / Easiest facility, can login through their existing user id and password. Option will be made available to reach e-Voting page without any further authentication. The users to login to Easi / Easiest are requested to visit cdsl website <a href="http://www.cdslindia.com">www.cdslindia.com</a> and click on login icon &amp; New System Myeasi Tab.</li> <li>2) After successful login the Easi / Easiest user will be able to see the e-Voting option for eligible companies where the evoting is in progress as per the information provided by company. On clicking the evoting option, the user will be able to see e-Voting page of the e-Voting service provider for casting your vote during the remote e-Voting period or joining virtual meeting &amp; voting during the meeting. Additionally, there is also links provided to access the system of all e-Voting Service Providers, so that the user can visit the e-Voting service providers' website directly.</li> <li>3) If the user is not registered for Easi/Easiest, option to register is available at cdsl website <a href="http://www.cdslindia.com">www.cdslindia.com</a> and click on login &amp; New System Myeasi Tab and then click on registration option.</li> <li>4) Alternatively, the user can directly access e-Voting page by providing Demat Account Number and PAN No. from a e-Voting link available on <a href="http://www.cdslindia.com">www.cdslindia.com</a> home page. The system will authenticate the user by sending OTP on registered Mobile &amp; Email as recorded in the Demat Account. After successful authentication, user will be able to see the e-Voting option where the evoting is in progress and also able to directly access the system of all e-Voting Service Providers.</li> </ol>
Individual Shareholders holding securities in demat mode with <b>NSDL Depository</b>	<ol style="list-style-type: none"> <li>1) If you are already registered for NSDL IDeAS facility, please visit the e-Services website of NSDL. Open web browser by typing the following URL: <a href="https://eservices.nsdl.com">https://eservices.nsdl.com</a> either on a Personal Computer or on a mobile. Once the home page of e-Services is launched, click on the "Beneficial Owner" icon under "Login" which is available under 'IDeAS' section. A new screen will open. You will have to enter your User ID and Password. After successful authentication, you will be able to see e-Voting services. Click on "Access to e-Voting" under e-Voting services and you will be able to see e-Voting page. Click on company name or e-Voting service provider name and you will be re-directed to e-Voting service provider website for casting your vote during the remote e-Voting period or joining virtual meeting &amp; voting during the meeting.</li> <li>2) If the user is not registered for IDeAS e-Services, option to register is available at <a href="https://eservices.nsdl.com">https://eservices.nsdl.com</a>. Select "Register Online for IDeAS" "Portal or click at <a href="https://eservices.nsdl.com/SecureWeb/IdeasDirectReg.jsp">https://eservices.nsdl.com/SecureWeb/IdeasDirectReg.jsp</a></li> <li>3) Visit the e-Voting website of NSDL. Open web browser by typing the following URL: <a href="https://www.evoting.nsdl.com/">https://www.evoting.nsdl.com/</a> either on a Personal Computer or on a mobile. Once the home page of e-Voting system is launched, click on the icon "Login" which is available under 'Shareholder/Member' section. A new screen will open. You will have to enter your User ID (i.e. your sixteen digit demat account number hold with NSDL), Password/OTP and a Verification Code as shown on the screen. After successful authentication, you will be redirected to NSDL Depository site wherein you can see e-Voting page. Click on company name or e-Voting service provider name and you will be redirected to e-Voting service provider website for casting your vote during the remote e-Voting period or joining virtual meeting &amp; voting during the meeting.</li> </ol>
Individual Shareholders (holding securities in demat mode) login through their <b>Depository Participants (DP)</b>	<p>You can also login using the login credentials of your demat account through your Depository Participant registered with NSDL/CDSL for e-Voting facility. After Successful login, you will be able to see e-Voting option. Once you click on e-Voting option, you will be redirected to NSDL/CDSL Depository site after successful authentication, wherein you can see e-Voting feature. Click on company name or e-Voting service provider name and you will be redirected to e-Voting service provider website for casting your vote during the remote e-Voting period or joining virtual meeting &amp; voting during the meeting.</p>

**Important note:** Members who are unable to retrieve User ID/ Password are advised to use Forget User ID and Forget Password option available at abovementioned website.

**Helpdesk for Individual Shareholders holding securities in demat mode for any technical issues related to login through Depository i.e. CDSL and NSDL**

Login type	Helpdesk details
Individual Shareholders holding securities in Demat mode with <b>CDSL</b>	Members facing any technical issue in login can contact CDSL helpdesk by sending a request at <a href="mailto:helpdesk.evoting@cdslindia.com">helpdesk.evoting@cdslindia.com</a> or contact at toll free no. 1800 22 55 33
Individual Shareholders holding securities in Demat mode with <b>NSDL</b>	Members facing any technical issue in login can contact NSDL helpdesk by sending a request at <a href="mailto:evoting@nsdl.co.in">evoting@nsdl.co.in</a> or call at toll free no.: 1800 1020 990 and 1800 22 44 30

**Step 2** : Access through CDSL e-Voting system in case of shareholders holding shares in physical mode and non-individual shareholders in demat mode.

(v) Login method for e-Voting and joining virtual meetings for **Physical shareholders and shareholders other than individual holding in Demat form.**

- 1) The shareholders should log on to the e-voting website [www.evotingindia.com](http://www.evotingindia.com).
- 2) Click on "Shareholders" module.
- 3) Now enter your User ID
  - a. For CDSL: 16 digits beneficiary ID,
  - b. For NSDL: 8 Character DP ID followed by 8 Digits Client ID,
  - c. Shareholders holding shares in Physical Form should enter Folio Number registered with the Company.
- 4) Next enter the Image Verification as displayed and Click on Login.
- 5) If you are holding shares in demat form and had logged on to [www.evotingindia.com](http://www.evotingindia.com) voted on an earlier e-voting of any company, then your existing password is to be used.
- 6) If you are a first-time user follow the steps given below:

For Physical shareholders and other than individual shareholders holding shares in Demat.	
PAN	Enter your 10 digit alpha-numeric *PAN issued by Income Tax Department (Applicable for both demat shareholders as well as physical shareholders) <ul style="list-style-type: none"> <li>• Shareholders who have not updated their PAN with the Company/Depository Participant are requested to use the sequence number sent by Company/RTA or contact Company/RTA.</li> </ul>
Dividend Bank Details OR Date of Birth (DOB)	Enter the Dividend Bank Details or Date of Birth (in dd/mm/yyyy format) as recorded in your demat account or in the company records in order to login. <ul style="list-style-type: none"> <li>• If both the details are not recorded with the depository or company, please enter the member id / folio number in the Dividend Bank details field.</li> </ul>

- (vi) After entering these details appropriately, click on "SUBMIT" tab.
- (vii) Shareholders holding shares in physical form will then directly reach the Company selection screen. However, shareholders holding shares in demat form will now reach 'Password Creation' menu wherein they are required to mandatorily enter their login password in the new password field. Kindly note that this password is to be also used by the demat holders for voting for resolutions of any other company on which they are eligible to vote, provided that company opts for e-voting through CDSL platform. It is strongly recommended not to share your password with any other person and take utmost care to keep your password confidential.
- (viii) For shareholders holding shares in physical form, the details can be used only for e-voting on the resolutions contained in this Notice.
- (ix) Click on the EVSN for the relevant <Company Name> on which you choose to vote.
- (x) On the voting page, you will see "RESOLUTION DESCRIPTION" and against the same the option "YES/NO" for voting. Select the option YES or NO as desired. The option YES implies that you assent to the Resolution and option NO implies that you dissent to the Resolution.

- (xi) Click on the “RESOLUTIONS FILE LINK” if you wish to view the entire Resolution details.
- (xii) After selecting the resolution, you have decided to vote on, click on “SUBMIT”. A confirmation box will be displayed. If you wish to confirm your vote, click on “OK”, else to change your vote, click on “CANCEL” and accordingly modify your vote.
- (xiii) Once you “CONFIRM” your vote on the resolution, you will not be allowed to modify your vote.
- (xiv) You can also take a print of the votes cast by clicking on “Click here to print” option on the Voting page.
- (xv) If a demat account holder has forgotten the login password then Enter the User ID and the image verification code and click on Forgot Password & enter the details as prompted by the system.
- (xvi) There is also an optional provision to upload BR/POA if any uploaded, which will be made available to scrutinizer for verification.
- (xvii) **Additional Facility for Non – Individual Shareholders and Custodians –For Remote Voting only.**
  - Non-Individual shareholders (i.e. other than Individuals, HUF, NRI etc.) and Custodians are required to log on to [www.evotingindia.com](http://www.evotingindia.com) and register themselves in the “Corporates” module.
  - A scanned copy of the Registration Form bearing the stamp and sign of the entity should be emailed to [helpdesk.evoting@cdslindia.com](mailto:helpdesk.evoting@cdslindia.com).
  - After receiving the login details a Compliance User should be created using the admin login and password. The Compliance User would be able to link the account(s) for which they wish to vote on.
  - The list of accounts linked in the login will be mapped automatically & can be delink in case of any wrong mapping.
  - It is Mandatory that, a scanned copy of the Board Resolution and Power of Attorney (POA) which they have issued in favour of the Custodian, if any, should be uploaded in PDF format in the system for the scrutinizer to verify the same.
  - Alternatively Non Individual shareholders are required mandatory to send the relevant Board Resolution/ Authority letter etc. together with attested specimen signature of the duly authorized signatory who are authorized to vote, to the Scrutinizer and to the Company at the email address viz; [cs@shaktipumpsindia.com](mailto:cs@shaktipumpsindia.com), if they have voted from individual tab & not uploaded same in the CDSL e-voting system for the scrutinizer to verify the same.

## INSTRUCTIONS FOR SHAREHOLDERS ATTENDING THE AGM THROUGH VC/OAVM & E-VOTING DURING MEETING ARE AS UNDER:

1. The procedure for attending meeting & e-Voting on the day of the AGM is same as the instructions mentioned above for e-voting.
2. The link for VC/OAVM to attend meeting will be available where the EVSN of Company will be displayed after successful login as per the instructions mentioned above for e-voting.
3. Shareholders who have voted through Remote e-Voting will be eligible to attend the meeting. However, they will not be eligible to vote at the AGM.
4. Shareholders are encouraged to join the Meeting through Laptops / IPads for better experience.
5. Further shareholders will be required to allow Camera and use Internet with a good speed to avoid any disturbance during the meeting.
6. Please note that Participants Connecting from Mobile Devices or Tablets or through Laptop connecting via Mobile Hotspot may experience Audio/Video loss due to Fluctuation in their respective network. It is therefore recommended to use Stable Wi-Fi or LAN Connection to mitigate any kind of aforesaid glitches.
7. Shareholders who would like to express their views/ask questions during the meeting may register themselves as a speaker by sending their request in advance at least **10 days prior to meeting** mentioning their name, demat account number/folio number, email id, mobile number at (company email id). The shareholders who do not wish to speak during the AGM but have queries may send their queries in advance **10 days prior to meeting** mentioning their name, demat account number/folio number, email id, mobile number at [cs@shaktipumpsindia.com](mailto:cs@shaktipumpsindia.com). These queries will be replied to by the company suitably by email.
8. Those shareholders who have registered themselves as a speaker will only be allowed to express their views/ask questions during the meeting.
9. Only those shareholders, who are present in the AGM through VC/OAVM facility and have not casted their vote on the Resolutions through remote e-Voting and are otherwise not barred from doing so, shall be eligible to vote through e-Voting system available during the EGM.
10. If any Votes are cast by the shareholders through the e-voting available during the AGM and if the same shareholders have not participated in the meeting through VC/OAVM facility, then the votes cast by such shareholders may be considered invalid as the facility of e-voting during the meeting is available only to the shareholders attending the meeting.

## PROCESS FOR THOSE SHAREHOLDERS WHOSE EMAIL/MOBILE NO. ARE NOT REGISTERED WITH THE COMPANY/DEPOSITORIES

1. For Physical shareholders- please provide necessary details like Folio No., Name of shareholder, scanned copy of the share certificate (front and back), PAN (self-attested scanned copy of PAN card), AADHAR (self-attested scanned copy of Aadhar Card) by email to **Company/RTA email id**.
2. For Demat shareholders -, please update your email id & mobile no. with your respective **Depository Participant (DP)**.
3. **For Individual Demat shareholders – Please update your email id & mobile no. with your respective Depository Participant (DP) which is mandatory while e-Voting & joining virtual meetings through Depository.**

If you have any queries or issues regarding attending AGM & e-Voting from the CDSL e-Voting System, you can write an email to [helpdesk.evoting@cdslindia.com](mailto:helpdesk.evoting@cdslindia.com) or contact at toll free no. 1800 22 55 33

All grievances connected with the facility for voting by electronic means may be addressed to Mr. Rakesh Dalvi, Sr. Manager, (CDSL, ) Central Depository Services (India) Limited, A Wing, 25<sup>th</sup> Floor, Marathon Futurex, Mafatlal Mill Compounds, N M Joshi Marg, Lower Parel (East), Mumbai - 400013 or send an email to [helpdesk.evoting@cdslindia.com](mailto:helpdesk.evoting@cdslindia.com) or call toll free no. 1800 22 55 33.

## EXPLANATORY STATEMENT PURSUANT TO SECTION 102 OF THE COMPANIES ACT, 2013, IN RESPECT OF THE SPECIAL BUSINESSES

### Item No. 4:- Re-designation & Re-appointment of Mr. Dinesh Patidar (DIN: 00549552) for three years as Chairman cum Whole Time Director.

The shareholders had approved the re-appointment of Mr. Dinesh Patidar as Chairman and Managing Director of the Company along with the remuneration and other terms and conditions of re-appointment for a period of 3 (Three) consecutive years with effect from 1<sup>st</sup> September, 2021 at the 26<sup>th</sup> Annual General Meeting held on 29<sup>th</sup> September, 2021 thus his existing appointment shall come to an end on 30<sup>th</sup> August, 2024.

Statement required under Part II of Section II of Schedule V to the Companies Act 2013 was provided under Explanatory Statement to the Notice of the 26<sup>th</sup> Annual General Meeting.

Considering Mr. Dinesh Patidar persistent endeavor in strengthening the operations, his insights in developing and implementing business strategies, and continue managing the Company's overall operations and resources, it is now proposed that he be re-designated and re-appointed for next three year as Chairman cum Whole-Time Director of the Company.

With the recommendation of the Nomination and Remuneration Committee the Board of Directors, at its meeting held on August 11, 2023, approved the change in designation of Mr. Dinesh Patidar as Chairman cum Whole-time Director of the Company with effect from August 11, 2023 for the period of three years commencing from August 11, 2023, subject to the approval of the shareholders.

The Company shall pay to the Chairman cum Whole time Director with effect from August 11, 2023 in consideration of the performance of his duties:-

### Remuneration, benefits and perquisites:

(i) **Salary:-** Basic salary of ₹ 75,00,000/- (Rupees Seventy Five Lacs only) per month; The annual increments each year will be decided by the Board of Directors based on the recommendation of Nomination and Remuneration Committee and Audit Committee and will be based on individual performance as well as Company's performance.

(ii) **Allowances:** Allowances of ₹ 10,00,000 (Rupees Ten Lakhs Only) per annum comprising of housing, leave travel allowance, special allowance etc. as per Company's policies subject to provisions of Income Tax Act/Rules.

The annual increments each year will be decided by the Board of Directors based on the recommendation of Nomination and Remuneration Committee and Audit Committee also will be based on individual performance as well as Company's Performance.

(iii) **Incentive :**

The incentive shall be paid to Mr. Dinesh Patidar upto 1% on sales.

(iv) **Perquisites: -**

The perquisites shall be valued as per Income Tax Rules, 1962. For this purpose, perquisites will be as follows: - (Not part of Salary)

(a) In addition to monthly compensation and commission as per (i) above, the Chairman cum Whole time Director shall be entitled to the following perquisites/benefits: -

- o **Medical Benefit:** The benefit of the Company's Group Medical Benefit Scheme or any other Scheme for the time being in force for medical services/benefits, for the Chairman cum Whole time Director and his family.
- o **Personal Accident Insurance:** Personal Accident Insurance for a maximum sum assured of ₹ 12000/- (Rupees Twelve Thousand only).
- o **Car:** Facility of Company Car with driver
- o **Provident Fund:** The Company shall contribute to Provident Fund as per the Company's rules.
- o **Gratuity:** As per the rules of the Company applicable to the Senior Executive.

- (b) The Company shall pay or reimburse to the Chairman cum Whole time Director, the actual travelling, entertainment and other expenses reasonably incurred by him in or about the business of the Company.
- (c) Earned/privilege/sick leave and encashment of unavailed leave in accordance with the Rules of the Company.
- (d) Minimum Remuneration: In any financial year commencing from April 01, 2023 during the tenure of the Chairman cum Whole time Director, if the Company has no profits or its profits are inadequate, the Company will pay the aforesaid remuneration to him without seeking any further approvals.

Considering the Vast knowledge and rich business experience of Mr. Dinesh Patidar, the Board recommends the passing of said **Special resolution** in the interest of the Company.

- (e) **Reimbursement of Expenses: -**

Expenses incurred for travelling, board and lodging including for Mr. Dinesh Patidar's spouse and attendant(s) during business trips and provision of car(s) for use on Company's business and communication expenses at residence shall be reimbursed at actual and not considered as perquisites.

- (f) **Overall Remuneration:-**

Subject to an overall Remuneration payable to the Chairman cum Whole time Director of the Company, as calculated in accordance with Section 197 and other applicable provisions read with Schedule V to the said Act, as may be for the time being in force.

#### Minimum Remuneration:

In the event of loss or inadequacy of profits in any financial year during the currency of tenure of office of the appointee, the Company may pay him remuneration by way of consolidated salary and perquisites in accordance with the limits laid down under Section II of Part II of Schedule V to the said Act, the Company will pay the aforesaid remuneration to him without seeking any further approvals.

The perquisites specified in Section II of Part II of Schedule V to the Act, however shall not be included in the computation of the ceiling on remuneration specified under Section II of Part II of Schedule V to the Act. The value of the perquisites for the purpose of calculating the above annual ceiling shall be evaluated as per Income Tax Rules wherever applicable otherwise at actuals.

The remuneration details and terms and conditions are set out as above may be treated as an abstract of the terms of appointment pursuant to Section 190 and 196 of the Companies Act, 2013.

#### Sitting Fee:

The appointee shall not so long as he act as Whole time Director of the Company, be paid any sitting fees for attending any meeting of the Board or Committee thereof.

#### Termination as per the Agreement

Notwithstanding anything contained in the subject Agreement, either party shall be entitled to determine the Agreement by giving three calendar months' notice in writing in that behalf to the other party and on the expiry of the period of such notice, the Agreement shall stand terminated. The Company shall also be entitled without assigning any reason whatsoever to terminate the Agreement on giving to the appointee three months' salary as specified hereinabove under the head Remuneration, in lieu of three calendar months' notice required to be given under this clause.

#### Special Resolution

In terms of requirements under Schedule V to the Companies Act 2013, the Company requires to seek members' approval by a special resolution for minimum remuneration payable to the respective appointee in the scale laid down in Section II of Part II of Schedule V to the Act.

#### Memorandum of Interest:

None of the Directors, Key managerial personnel and relatives of such persons except Mr. Dinesh Patidar and Mr. Sunil Patidar (relative of Mr. Dinesh Patidar, interested but liable to vote on such resolution) himself in any way, concerned or interested, financial or otherwise, in the aforesaid Resolution. The Board accordingly recommends the Resolutions set out in item Nos. 4 of the accompanying Notice for members' approval by way of Special Resolution.

#### Inspection of documents:

The Agreement being entered into with Mr. Dinesh Patidar will be open for inspection at the Registered Office of the Company up to the date of the Annual General Meeting.

#### Abstract of Terms and Conditions:

This should be treated as an abstract of the terms of appointment and memorandum of interest of the respective appointees as required under Section 190 of the Act. In terms of the Schedule V of the Companies Act, 2013 the following information is given to the shareholders: -



Statement pursuant to the provisions of Part II section II (B)(iv) of Schedule V of Companies Act, 2013: -

General Information:				
Nature of Industry		Manufacturing of Submersible Pumps and Motors		
Date commencement of commercial production		1995		
Financial performance based on given indicators.				
(₹ in Lacs)				
Year ending 31 <sup>st</sup> March	Standalone Sales	Operating Profit	Profit before Tax	Profit After Tax
2019	52311.08	6205.19	4531.40	3143.10
2020	35695.22	(1062.55)	(2928.14)	(2041.71)
2021	88698.55	10724.90	9321.00	6116.97
2022	112405.82	8224.39	6867.12	5559.40
2023	92336.23	4754.88	3010.17	2398.55
Export Performance (₹ in Lacs)		FOB Value of Export for the year		
		2021-22 - ₹ 18511.19		
		2022-23 - ₹ 23254.06		
Foreign investments or collaborators, if any		The company has Four foreign Subsidiary namely:		
		a) Shakti Pumps USA, LLC		
		b) Shakti Pumps FZE, UAE		
		c) Shakti Pumps (Shanghai) Limited		
		d) Shakti Pumps (Bangladesh) Limited		
Information about the appointee: -				
Background details		He is an Industrialist and currently the Chairman and Promoter Director of the Company. He is a graduate and has over 35 years of experience in business of Submersible Pumps and Motors.		
Past remuneration		The remuneration drawn by Mr. Dinesh Patidar during the past three years is as follows:-		
		Year	₹ in Lacs	
		2020-21	₹ 856	
		2021-22	₹ 900	
		2022-23	₹ 900	
Recognition or awards		The appointee takes interest in the social and cultural activities.		
Job Profile and Suitability		Mr. Dinesh Patidar is Promoter Director of the Company. Devotes his whole time and attention to the business and management of affairs of the Company and carries out such duties as entrusted to him by the Board and exercises such powers as assigned to him from time to time by the Board subject to superintendence control and direction of the Board in connection with and in the best interest of the Company including the business of its associates and/or its subsidiaries. He is one of the Promoters of the Company. His job profile centers to provide vision, guidance and direction for long term growth of the Company.		
Remuneration Proposed		It is proposed to pay consolidated remuneration to Mr. Dinesh Patidar Upto ₹ 9.00 Crs. per annum (Rupees Nine Crs Only) per annum by way of Salary and incentive upto 1% on sales.		

Comparative Remuneration Profile with respect to Industry, Size of Company, Profile of the position and person.	Considering the responsibility shouldered by him of the enhanced business activities of the Company, proposed remuneration is commensurate with Industry standards and Board level positions held in similar sized and similar positioned Businesses.
Pecuniary relationship directly or indirectly with the company or relationship with the Managerial Personnel, if any.	Except salary and perquisites to be received from the Company by the appointee including their relatives and to receive dividend declared by the Company, if any, including amounts disclosed in the Annual Report under the related party transactions, Mr. Dinesh Patidar do not have any pecuniary relationship directly or indirectly with the Company or relationship with the managerial personnel of the Company.
Reasons of loss or inadequate profits	Have abstained from taking/executing newer orders due to lower pricing affecting our margins. Only executed pending orders which resulted in lower revenues thus lower profitability.
Steps taken or proposed to be taken for improvement	Industry requested/proposed the ministry to increase offering price which has been approved by SECI/Ministry. Post approval of 8.57 Lakhs solar pumps with increased pricing, company is now qualified to bid in 21 states.
Expected increase in productivity and profits in measurable terms	The Management expects to have improvement in the performance of the Company and to take Company to new heights in the coming time.

Except Mr. Dinesh Patidar and his relatives, none of the other Directors / Key Managerial Personnel of the Company/ their relatives is, in any way, concerned or interested, financially or otherwise, in this resolution.

This statement may also be regarded as an appropriate disclosure under the Listing Regulations. The Board recommends the Special Resolution set out at Item No. 4 of the Notice for approval by the members.

**Item No. 5:- Re-designation and Re-appointment of Mr. Ramesh Patidar (DIN: 00931437) for three years as Managing Director.**

Mr. Ramesh Patidar is associated with this Company since 17.10.2006, and presently he is holding the position of Whole-Time Director in the Company. His guidance has been valuable in Company.

Mr. Ramesh Patidar is the Executive Director of the Company and to take him again on Board as a Managing Director for larger long term interest of the Company. It would be appropriate to appoint him as Managing Director of the Company for a period of Three (3) years with effect from 11<sup>th</sup> August 2023. The Board of Director of the company in its meeting held on 11<sup>th</sup> August, 2023 and on the recommendation of the Nomination and Remuneration Committee in its meeting held on 11<sup>th</sup> August, 2023 has appointed Mr. Ramesh Patidar as Managing Director of the company subject to the approval of members/shareholders of the Company in ensuing General Meeting as a **Special Resolution**. At the remuneration, in accordance with norms laid down in section 196,197 and other applicable provisions of the Companies Act, 2013 and the rules made there under Schedule V of Companies act, 2013.

The Company shall pay to Managing Director with effect from August 11, 2023 in consideration of the performance of his duties:-

**Remuneration, benefits and perquisites:-**

- (i) **Salary:-** Basic salary of ₹ 6,25,000/- (Rupees Six Lacs Twenty Five Thousand only) per month. The annual increments each year will be decided by the Board of Directors based on the recommendation of Nomination and Remuneration Committee and Audit Committee and will be based on individual performance as well as Company's performance.
- (ii) **Allowances:** Allowances of ₹ 5,00,000 /- (Rupees Five lacs only) per annum comprising of education allowance, as per Company's policies subject to provisions of Income Tax Act/Rules.

The annual increments each year will be decided the Board of Directors based on the recommendation of Nomination and Remuneration Committee Audit Committee and also will be based on individual performance as well as Company's Performance.

(iii) **Incentive :**

The incentive shall be paid to Mr. Ramesh Patidar of ₹ 25 Lacs p.a.

(iv) **Perquisites: -**

The perquisites shall be valued as per Income Tax Rules, 1962. For this purpose, perquisites will be as follows: - (Not part of Salary)

- (a) In addition to monthly compensation and commission as per (i) above, the Managing Director shall be entitled to the following perquisites/benefits: -
- o Medical Benefit: The benefit of the Company's Group Medical Benefit Scheme or any other Scheme for the time being in force for medical services/benefits, for the Managing Director and his family.
  - o Personal Accident Insurance: Personal Accident Insurance for a maximum sum assured of ₹ 12000/- (Rupees Twelve Thousand only).
  - o Car: Facility of Company Car with driver
  - o Provident Fund: The Company shall contribute to Provident Fund as per the Company's rules.
  - o Gratuity: As per the rules of the Company applicable to the Senior Executive.
- (b) The Company shall pay or reimburse to the Managing Director, the actual travelling, entertainment and other expenses reasonably incurred by him in or about the business of the Company.
- (c) Earned/privilege/sick leave and encashment of unavailed leave in accordance with the Rules of the Company.
- (d) Minimum Remuneration: In any financial year commencing from April 01, 2023 during the tenure of Managing Director, if the Company has no profits or its profits are inadequate, the Company will pay the aforesaid remuneration to him without seeking any further approvals.

Considering the Vast knowledge and rich business experience of Mr. Ramesh Patidar, the Board recommends the passing of said **Special resolution** in the interest of the Company.

None of the Directors, Key managerial personnel and relatives of such persons except Mr. Ramesh Patidar is in any way, concerned or interested, financially or otherwise, in the Resolution.

(k) **Reimbursement of Expenses: -**

Expenses incurred for travelling, board and lodging including for Mr. Ramesh Patidar's spouse and attendant(s) during business trips and provision of car(s) for use on Company's business and communication expenses at residence shall be reimbursed at actual and not considered as perquisites.

(l) **Overall Remuneration:-**

Subject to an overall remuneration payable to the Managing Director of the Company, as calculated in accordance with Section 197 and other applicable provisions read with Schedule V to the said Act, as may be for the time being in force.

**Minimum Remuneration:**

In the event of loss or inadequacy of profits in any financial year during the currency of tenure of office of the appointees, the Company may pay them remuneration by way of consolidated salary and perquisites in accordance with the limits laid down under Section II of Part II of Schedule V to the said Act, the Company will pay the aforesaid remuneration to him without seeking any further approvals.

The perquisites specified in Section II of Part II of Schedule V to the Act, however shall not be included in the computation of the ceiling on remuneration specified under Section II of Part II of Schedule V to the Act. The value of the perquisites for the purpose of calculating the above annual ceiling shall be evaluated as per Income Tax Rules wherever applicable otherwise at actuals.

The remuneration details and terms and conditions are set out as above may be treated as an abstract of the terms of appointment pursuant to Section 190 and 196 of the Companies Act, 2013.

**Sitting Fee:**

The appointees shall not so long as they act as Managing Director of the Company, be paid any sitting fees for attending any meeting of the Board or Committee thereof.

**Termination**

Notwithstanding anything contained in this Agreement, either party shall be entitled to determine this Agreement by giving three calendar months' notice in writing in that behalf to the other party and on the expiry of the period of such notice, this Agreement shall stand terminated. The Company shall also be entitled without assigning any reason whatsoever to terminate the Agreement on giving to the appointees three months' salary as specified hereinabove under the head Remuneration, in lieu of three calendar months' notice required to be given under this clause.

**Special Resolution**

In terms of requirements under Schedule V to the Companies Act 2013, the Company requires to seek members' approval by a special resolution for minimum remuneration payable to the respective appointees in the scale laid down in Section II of Part II of Schedule V to the Act. In the event of loss or inadequate profits.

**Memorandum of Interest:**

None of the Directors, Key managerial personnel and relatives of such persons except himself in any way, concerned or interested, financial or otherwise, in the aforesaid Resolution. The Board accordingly recommends the Resolutions set out in item Nos. 5 of the accompanying Notice for members' approval by way of Special Resolution.

**Inspection of documents:**

The Agreement being entered into with Mr. Ramesh Patidar will be open for inspection at the Registered Office of the Company up to the date of the Annual General Meeting.

**Abstract of Terms and Conditions:**

This should be treated as an abstract of the terms of appointment and memorandum of interest of the respective appointees as required under Section 190 of the Act. In terms of the Schedule V of the Companies Act, 2013 the following information is given to the shareholders: -

**Statement pursuant to the provisions of Part II section II (B)(iv) of Schedule V of Companies Act, 2013: -**

<b>General Information:</b>				
Nature of Industry		Manufacturing of Submersible Pumps and Motors		
Date commencement of commercial production		1995		
Financial performance based on given indicators.				
(₹ in Lacs)				
Year ending 31 <sup>st</sup> March	Standalone Sales	Operating Profit	Profit before Tax	Profit After Tax
2019	52311.08	6205.19	4531.40	3143.10
2020	35695.22	(1062.55)	(2928.14)	(2041.71)
2021	88698.55	10724.90	9321.00	6116.97
2022	112405.82	8224.39	6867.12	5559.40
2023	92336.23	4754.88	3010.17	2398.55
Export Performance (₹ in Lacs)		FOB Value of Export for the year 2021-22 - ₹ 18511.19 2022-23 - ₹ 23254.06		
Foreign investments or collaborators, if any		Company has Four foreign Subsidiary namely: e) Shakti Pumps USA, LLC f) Shakti Pumps FZE, UAE g) Shakti Pumps (Shanghai) Limited h) Shakti Pumps (Bangladesh) Limited		
<b>Information about the appointee: -</b>				
Background details		He is an Executive Director and currently the looking after the export Sales of the Company. He is a post graduate and has over 25 years of experience Export business of Submersible Pumps and Motors.		
Past remuneration		The remuneration drawn by Mr. Ramesh Patidar during the past three years is as follows:-		
	Year	₹ in Lacs		
	2020-21	38,85,250		
	2021-22	45,84,800		
	2022-23	45,20,640		
Recognition or awards		The appointee takes interest in the social and cultural activities.		

Job Profile and Suitability	Mr. Ramesh Patidar is Executive Director of the Company. Devotes his whole time and attention to the export business and management of affairs of the Company and carries out such duties as entrusted to him by the Board and exercises such powers as assigned to him from time to time by the Board subject to superintendence control and direction of the Board in connection with and in the best interest of the Company including the business of its associates and/or its subsidiaries. He is one of the Promoters of the Company. His job profile centers to provide vision, guidance and direction for long term growth of the Company.
Remuneration Proposed	It is proposed to pay consolidated remuneration to Mr. Ramesh Patidar Upto ₹ 75 Lacs per annum (Rupees Seventy Five Lacs Only) per annum by way of Salary and incentive of ₹ 25 Lacs per annum.
Comparative Remuneration Profile with respect to Industry, Size of Company, Profile of the position and person.	Considering the responsibility shouldered by him of the enhanced business activities of the Company, proposed remuneration is commensurate with Industry standards and Board level positions held in similar sized and similar positioned Businesses.
Pecuniary relationship directly or indirectly with the company or relationship with the Managerial Personnel, if any.	No pecuniary relationship directly or indirectly with Company Except salary and perquisites to be received from the Company.
Reasons of loss or inadequate profits	Have abstained from taking/executing newer orders due to lower pricing affecting our margins. Only executed pending orders which resulted in lower revenues thus lower profitability
Steps taken or proposed to be taken for improvement	Industry requested/proposed the ministry to increase offering price which has been approved by SECI/Ministry. Post approval of 8.57 Lakhs solar pumps with increased pricing, company is now qualified to bid in 21 states.
Expected increase in productivity and profits in measurable terms	With the approval of 8.57 Lakhs solar pumps by SECI, major states where Shakti Pumps has presence, around 80% of the pumps are from the prominent states where Shakti Pumps has significant presence.  Also, Export business is performing well and expects to grow at a double digit growth rate.

Except Mr. Ramesh Patidar and his relatives, none of the other Directors / Key Managerial Personnel of the Company/ their relatives is, in any way, concerned or interested, financially or otherwise, in this resolution.

This statement may also be regarded as an appropriate disclosure under the Listing Regulations. The Board recommends the Special Resolution set out at Item No. 5 of the Notice for approval by the members.

#### **Item No.6: Fixing the Remuneration payable to the Cost Auditors for the Financial Year 2023-2024: -**

In pursuance of Section 148 of the Companies Act, 2013 and Rule 14 of the Companies (Audit and Auditors) Rules, 2014, the Company is required to appoint a cost auditor to audit the cost records of the applicable products of the Company. On the recommendation of the Audit Committee at its meeting held on **August 11, 2023**, the Board has, considered and approved the appointment of **M/s. M. P. Turakhia & Associates, Cost Accountants** as the cost auditor for the financial year 2023-24 at a remuneration of ₹ 65,000/- (Rupees Sixty five Thousand only) per annum plus applicable Goods & Services tax and reimbursement of out of pocket expenses.

The Board recommends this Ordinary resolution for approval of the Members.

None of the Directors/Key Managerial Personnel of the Company/their relatives are in any way, concerned or interested, financially or otherwise, in the resolution.

## Annexure – A:

Details of the Director seeking appointment/re-appointment at the AGM, pursuant to the provisions of Regulation 36(3) of the SEBI Listing Regulations, 2015, para 1.2.5 of SS-2 and other applicable provisions are as under:

Name of Directors	Mr. Dinesh Patidar	Mr. Sunil Patidar	Mr. Ramesh Patidar
DIN	00549552	02561763	00931437
Date of Birth /Age	25 <sup>th</sup> March, 1962 (61 years)	13 <sup>th</sup> July, 1969 (54 years)	25 <sup>th</sup> January, 1973 (50 years)
Qualification	Graduate	Graduate	Post Graduate
Date of appointment	30 <sup>th</sup> January, 2006	21 <sup>st</sup> April, 1995	17 <sup>th</sup> October, 2006
Expertise in specific functional areas	Experience over 3 decades in the field of Manufacturing & Selling Stainless Steel Pumps	Human resources Management and Industrial Relations	International Business
Relationship with other Directors/KMP	Brother of Mr. Sunil Patidar	Brother	Not Related
Directorship held in other Public Companies	<ul style="list-style-type: none"> <li>Shakti Irrigation India Limited</li> <li>Shakti Energy Solutions India Private Limited</li> <li>Shakti EV Mobility Private Limited</li> </ul>	<ul style="list-style-type: none"> <li>Shakti Irrigation India Limited</li> <li>Shakti EV Mobility Private Limited</li> </ul>	<ul style="list-style-type: none"> <li>Shakti Energy Solutions India Private Limited</li> <li>Shakti EV Mobility Private Limited</li> </ul>
Committee membership/ Chairmanship of the Company	<ul style="list-style-type: none"> <li>Member of Audit Committee</li> <li>Member of Risk Management Committee</li> </ul>	NIL	NIL
Committee membership / Chairmanship held in other Companies	2	-	1
Shareholding (No. of shares)	37,68,100 Equity Shares	15,62,200 Equity Shares	76,848 Equity Shares

# Boards' Report

Dear Members,

The Board of Directors is pleased to present the 28<sup>th</sup> Annual Report on the business and operations of the company along with Company's Audited Financial Statements for the financial year ended March 31, 2023.

## 1. FINANCIAL HIGHLIGHTS

The Financial Summary:-

(₹ In Lacs)

Particulars	2022-2023	2021-2022	2022-2023	2021-2022
	Standalone		Consolidated	
Sales & Other Income	93,026.57	1,13,469.09	97,093.62	1,18,467.65
Profit before Finance Cost, Depreciation & Tax	6,470.97	9,958.68	6,981.33	11,659.28
Finance Cost	1,744.71	1,357.27	1,916.39	1,567.62
Depreciation & Amortization Expenses	1,716.09	1,734.29	1,840.21	1,857.46
Profit/(Loss) before Tax	3,010.17	6,867.12	3,224.73	8,234.20
Less:-Current Tax	674.10	1,919.08	847.72	2,224.53
Less:-Deferred Tax	(62.48)	(611.36)	(36.17)	(471.93)
Profit/(Loss) after Tax	2,398.55	5,559.40	2,413.18	6,481.60

## 2. FINANCIAL PERFORMANCE

### • Consolidated Financial Performance

During the year, your Company has registered sales and other income ₹ 97,093.62 Lacs as compared to ₹ 1,18,467.65 Lacs of previous year. Company was able to register a domestic sale of ₹ 71,080.32 Lacs and export sale of ₹ 23,254.06 Lacs in the current year. Your Company has profit for the year of ₹ 2855.42 Lacs in comparison to ₹ 6659.83 Lacs in previous year.

### • Standalone Financial Performance

During the year under review, the company has achieved Standalone total revenue from operation of ₹ 93,026.57 Lacs as compared to ₹ 1,13,469.09 Lacs of previous year. Your Company has profit for the year of ₹ 2411.22 Lacs in comparison to ₹ 5531.18 Lacs in previous year.

## 3. SHARE CAPITAL

As at 31<sup>st</sup> March, 2023, the Authorized share capital of the Company is ₹ 40,00,00,000. There is no change in the authorized share capital of the company.

As at 31<sup>st</sup> March, 2023, the paid up Equity Share Capital of the Company was ₹ 18,38,01,560/- consisting of 1,83,80,156 equity shares of ₹ 10/- each. The Company has not allotted any shares during the year.

## 4. DIVIDEND

Based on the Company's performance, the Board of directors has recommended a dividend of 20% i.e. ₹ 2/- per equity share of ₹ 10/- each for the financial year ended March 31, 2023 which if approved at the forthcoming Annual General Meeting ("AGM"), will be paid to all those equity shareholders of the Company whose names appear in the Register of Members and whose names appear as beneficial owners as per the beneficiary list furnished for the purpose by National Securities Depository Limited and Central Depository Services (India) Limited. The total dividend pay-out will amount to approx. ₹ 3.68 Crore.

The dividend recommended is in line with the dividend distribution policy of the Company and the policy is available on the website of the Company at <https://www.shaktipumps.com>.

## 5. TRANSFER OF RESERVE

The Company has not transferred any amount to the General Reserves for the year March 31, 2023 and all profits have been transfer to surplus fund of the Company.

## 6. KEY FINANCIAL RATIOS

Particulars	2022-23	2021-22	2020-21
Return on Net Worth (%)	5.77%	16.49%	22.19%
Return on Capital Employed (%)	9.84%	19.86%	29.27%
Basic EPS (after exceptional items) (₹)	13.13	35.26	41.12
Debtors turnover	3.01	3.63	4.67
Inventory turnover	3.80	5.52	5.12
Interest coverage ratio*	3.06	6.25	7.86
Current ratio	1.94	1.59	1.71
Debt equity ratio	0.18	0.27	0.29
Operating profit margin (%)	7.03%	9.91%	16.01%
Net profit margin (%)	2.49%	5.47%	8.10%

\*Interest coverage ratio has dropped because of accounting impact of Ind AS 116.

There were significant changes (i.e. change of 25% or more as compared to the immediately previous financial year) in all the key financial ratios except Debtors turnover, Current ratio.

### DETAILED EXPLANATION OF RATIOS

#### (i) Return on Net Worth

Return on Net worth (RONW) is a measure of profitability of a Company expressed in percentage. It is calculated by dividing total comprehensive income for the year by average capital employed during the year.

#### (ii) Return on Capital Employed

Return on Capital Employed (ROCE) is a financial ratio that measures a Company's profitability and the efficiency with which its capital is used. In other words, the ratio measures how well a Company is generating profits from its capital. It is calculated by dividing profit before exceptional items and tax by average capital employed during the year.

#### (iii) Basic EPS

Earnings Per Share (EPS) is the portion of a Company's profit allocated to each share. It serves as an indicator of a Company's profitability. It is calculated by dividing Profit for the year by Weighted average number of shares outstanding during the year.

#### (iv) Debtors Turnover

The above ratio is used to quantify a Company's effectiveness in collecting its receivables or money owed by customers. The ratio shows how well a Company uses and manages the credit it extends to customers and how quickly that short-term debt is collected or is paid. It is calculated by dividing turnover by average trade receivables.

#### (v) Inventory Turnover

Inventory Turnover is the number of times a Company sells and replaces its inventory during a period. It is calculated by dividing turnover by average inventory.

#### (vi) Interest Coverage Ratio

The Interest Coverage Ratio measures how many times a Company can cover its current interest payment with its available earnings. It is calculated by dividing PBIT by finance cost.

#### (vii) Current Ratio

The Current Ratio is a liquidity ratio that measures a Company's ability to pay short-term obligations or those due within one year. It is calculated by dividing the current assets by current liabilities.

#### (viii) Debt Equity Ratio

The ratio is used to evaluate a Company's financial leverage. It is a measure of the degree to which a Company is financing its operations through debt versus wholly owned funds. It is calculated by dividing a Company's total liabilities by its shareholder's equity.

#### (ix) Operating Profit Margin (%)

Operating Profit Margin is profitability or performance ratio used to calculate the percentage of profit a Company produces from its operations. It is calculated by dividing the EBIT by turnover.

#### (x) Net Profit Margin (%)

The net profit margin is equal to how much net income or profit is generated as a percentage of revenue. It is calculated by dividing the profit for the year by turnover.

## 7. SUBSIDIARIES, JOINT VENTURES AND ASSOCIATE COMPANIES

As on March 31, 2023, our Company has 6 Subsidiaries (out of which 5 are wholly owned subsidiaries).

Following are the Subsidiaries of the company: -



1. Shakti Pumps USA, LLC
2. Shakti Pumps FZE, UAE
3. Shakti Pumps (Shanghai) Limited-China
4. Shakti Pumps (Bangladesh) Limited
5. Shakti Energy Solutions Private Limited
6. Shakti EV Mobility Private Limited (formerly known as Shakti Green Industries Private Limited)

There has been no material change in the nature of the Business of the Company and its Subsidiaries.

Pursuant to the provisions of Section 129(3) of the Companies Act, 2013 (Act), a statement containing salient features of financial statements of Subsidiaries Companies in Form AOC-1 is attached as **Annexure - I** and forms part of Director Report.

The Consolidated Financial Statement of the Companies is prepared as per the Accounting IND-AS. Consolidated Financial Statement of the Company with its Subsidiaries have also been included as part of this Annual Report.

## 8. MANAGEMENT DISCUSSION AND ANALYSIS REPORT

The Management Discussion and Analysis as required in terms of the Securities and Exchange Board of India (Listing Obligations and Disclosure Requirements) Regulations, 2015 (Listing Regulations) is annexed to this Report.

## 9. CORPORATE GOVERNANCE

The Company is committed to maintain the highest standards of corporate governance which has been fundamental to the business of our Company since its inception.

A separate report on Corporate Governance is provided together with a Certificate from the Secretarial Auditor of the Company regarding compliance of conditions of Corporate Governance. A Certificate of the MD and CFO of the Company, inter alia, confirming the correctness of the financial statements and cash flow statements, adequacy of the internal control measures and reporting of matters to the Audit Committee is also annexed.

## 10. MATERIAL CHANGES AND COMMITMENTS AFFECTING FINANCIAL POSITIONS OF THE COMPANY

There have been no material changes and commitments which affect the financial position of the Company that have occurred between the end of the financial year to which the financial statements relate and the date of this report.

## 11. DEPOSITS

The Company has not accepted any deposit within the meaning of Sections 73 and 74 of the Companies Act, 2013 read together with the Companies (Acceptance of Deposits) Rules, 2014 during the financial year 2022-2023.

## 12. LISTING INFORMATION

The Company's Shares are listed as follows:-

Name of Stock Exchanges	Stock Code/Symbol
1. BSE Limited (BSE) P.J. Towers, Dalal Street, Mumbai-400001	<b>531431</b>
2. National Stock Exchange of India Limited (NSE) "Exchange Plaza", Bandra Kurla Complex, Bandra (E), Mumbai - 400 051	<b>SHAKTIPUMP</b>

The Company has made all the compliances of the Securities and Exchange Board of India (Listing Obligations and Disclosure Requirements) Regulations, 2015 including payment of annual listing fees to the stock exchanges for the year 2023-2024.

## 13. CORPORATE SOCIAL RESPONSIBILITY

Pursuant to the provisions of the Companies Act, 2013, the Company has framed its Corporate Social Responsibility (CSR) policy for the development of programs and projects for the benefit of weaker sections of the Society and the same has been approved by CSR Committee and the Board of Directors of the Company.

CSR policy has been uploaded on the Company's website at [www.shaktipumps.com](http://www.shaktipumps.com).

Pursuant to requirements under section 135 and rules made there under a Report on CSR activities and initiatives taken during the year in prescribed format is given in **Annexure II** which is annexed hereto and forms part of Director Report.

## 14. DIRECTORS RESPONSIBILITY STATEMENT

Pursuant to Section 134 of the Act, the Board of Directors confirms that: -

- a) In the preparation of the Annual Accounts, the applicable Accounting Standards have been followed and there are no material departures from the same;
- b) The Directors have selected such accounting policies and applied them consistently and made judgments and estimates that are reasonable and prudent so as to give a true and fair view of the state of affairs and of the profits of the Company for that period;

- c) The Directors have taken proper and sufficient care for the maintenance of adequate accounting records in accordance with the provisions of the Act for safeguarding the assets of the Company and for preventing and detecting fraud and other irregularities;
- d) The Directors have prepared the Annual Accounts on a 'going concern' basis;
- e) The Directors have laid down internal financial controls for the Company and such internal financial controls are adequate and are operating effectively; and
- f) The Directors have devised proper systems to ensure compliance with the provisions of all applicable laws and that such systems are adequate and operating effectively.

## 15. DISCLOSURE RELATING TO REMUNERATION OF DIRECTORS, KEY MANAGERIAL PERSONNEL AND PARTICULARS OF EMPLOYEES

In terms of the provisions of Section 197(12) of the Companies Act, 2013 read with Rules 5 (1) of the Companies (Appointment and Remuneration of Managerial Personnel) Rules, 2014 and the rules there under as amended from time to time, forms part of this report **Annexure III**.

There are no instances of employees who was in receipt of remuneration in excess of the limit prescribed in provisions of Section 197 (12) of the Companies Act, 2013 read with Rule 5(2) and 5(3) of the Companies (Appointment and Remuneration of Managerial Personnel) Rules, 2014 and the rules made there under.

## 16. ANNUAL RETURN

Pursuant to Section 92(3) read with Section 134(3)(a) of the Act, the Annual Return of the Company in Form MGT-7 for FY 2022-23, is available on the Company's website at [www.shaktipumps.com](http://www.shaktipumps.com).

## 17. DISCLOSURE BY INDEPENDENT DIRECTORS

All Independent Directors have given declarations that they meet the criteria of independence as laid down under section 149(6) of the Companies Act, 2013 and Regulation 25 of SEBI (Listing Obligations and Disclosure Requirements) Regulations 2015.

## 18. RISK MANAGEMENT COMMITTEE

The Company has a consistent, structured and defined continuous process for identifying, assessing, deciding on responses to and reporting on critical 'risks that matter'. The Risk Management framework of the Company essentially comprises of two elements i.e. the process to identify, prioritise and manage risks adopting the value-based driver tree approach and risk

mitigation action plan. The Risk Management framework applies to all business units, functions, geographies and departments within the Company. It compliments and does not replace other existing programs, such as those relating to emission, quality and compliance matters. Composition, frequency and quorum of meetings of the Risk Management Committee constituted by the Board is in compliance with Regulation 21 of the Listing Regulations. Roles, responsibilities and functions of the Committee have been defined by the Board. Terms of reference of the Committee, details of meetings held and attendance thereat are mentioned in the Corporate Governance Report, which forms part of this Report.

## 19. INTERNAL FINANCIAL CONTROL

The Company has a robust Internal Financial Control framework which is according to Section 134(5)(e) of the Companies Act, 2013. The Company's internal control systems are commensurate with the nature of its business, the size and complexity of its operations and such IFCs with reference to the Financial Statements are adequate. The Company has implemented robust processes to ensure that all IFCs are effectively working.

## 20. PARTICULARS OF LOANS GIVEN, INVESTMENTS MADE, GUARANTEES GIVEN AND SECURITIES PROVIDED

The Details of loans, guarantees or investments covered under the provision of Section 186 of the Companies Act, 2013 are given in the Note No. 5 to the Financial Statement.

## 21. CONTRACTS AND ARRANGEMENTS WITH RELATED PARTIES

All related party transactions which were entered during the Financial Year were in the ordinary course of business and on an arm's length basis. There were no materially significant related party transactions entered by the Company with the Promoters, Directors, Key Managerial Personnel or other persons which may have a potential conflict with the interests of the Company.

A statement of all related party transactions is presented before the Audit Committee on quarterly basis, specifying the nature and value of transactions. Since all the related party transactions entered during the financial year were on an arm's length basis and in the ordinary course of business, no details are required to be provided in Form AOC-2 as prescribed under Section 134(3) (h) of the Act and Rule 8(2) of the Companies (Accounts) Rules, 2014.

In line with the requirements of the Companies Act, 2013 and SEBI Listing Regulation 2015, the Board has approved a Policy on Related Party Transactions which is also available on Company's website at [www.shaktipumps.com](http://www.shaktipumps.com).

## 22. DIRECTORS AND KEY MANAGERIAL PERSONNEL

### *Directors:*

As on March 31, 2023, the Company has six Directors comprising of three Executive Directors and three Non-Executive Directors out of which all are the Independent Directors. There is one independent women director. Detailed composition about the Board is disclosed in Corporate Governance Report. All Directors have submitted relevant declarations / disclosures as required under Act and Listing Regulations.

### *Re-appointment of Director:*

**Mr. Sunil Patidar (DIN: 02561763) Whole-Time Director** of the Company, retires by rotation at the ensuing Annual General Meeting pursuant to the provisions of Section 152 of the Companies Act, 2013 read with the Companies (Appointment and Qualification of Directors), Rules 2014 and the Articles of Association of your Company and being eligible, has offered himself for re-appointment as the Director.

### *Appointment of Director:*

The Board of Directors has at their meeting held on 11th August, 2023, based on recommendation of Nomination and Remuneration Committee has approved the following:

1. Re-designation & Re-appointment of Mr. Dinesh Patidar (DIN: 00549552) from Managing Director to Chairman cum Whole Time Director of the Company for the period of 3 Years (subject to the approval of shareholders).
2. Re-designation & Re-appointment of Mr. Ramesh Patidar (DIN: 00931437) from Whole Time Director to Managing Director of the Company for the period of 3 Years (subject to the approval of shareholders).

### *Key Managerial Personnel:*

In terms of Section 2(51) and Section 203 of the Companies Act, 2013 read with the Companies (Appointment and Remuneration of Managerial Personnel) Rules, 2014, the Key Managerial Personnel of the Company are:

- a) Mr. Ramesh Patidar:- Managing Director (DIN: 00931437) w.e.f. August 11, 2023
- b) Mr. Dinesh Patidar:-Whole time Director (DIN: 00549552) w.e.f. August 11, 2023
- c) Mr. Sunil Patidar: - Whole time Director (DIN: 02561763)
- d) Mr. Dinesh Patel:- Chief Financial Officer
- e) Mr. Ravi Patidar:- Company Secretary & Compliance Officer

## 23. NUMBER OF MEETINGS OF THE BOARD

Four meetings of the Board of Directors were held during the year. For details of the meetings held and the attendance of the Directors please refer to the Corporate Governance Report which forms part of this annual report.

## 24. POLICY ON DIRECTORS' APPOINTMENT AND REMUNERATION AND OTHER DETAILS

The Company's policy is designed to attract, motivate and retain manpower in a competitive and international market. The policy reflects the Company's objectives for good corporate governance as well as sustained long-term value creation for shareholders. The Remuneration Policy applies to the Company's senior management including its Key Managerial Person and Board of Directors. The Nomination and Remuneration Policy for the members of Board and Executive Management is available on the Company's website:- [www.shaktipumps.com](http://www.shaktipumps.com).

## 25. ANNUAL EVALUATION OF BOARD'S PERFORMANCE

The annual evaluation process of the Board of Directors, individual Directors and Committees was conducted in accordance with the provisions of the Act and the Listing Regulations. In accordance with the provisions of Schedule IV of the Companies Act 2013, a Separate Meeting of the Independent Directors was held on January 20, 2023, without the attendance of Non-Independent Directors and Members of the Management. The Committee has reviewed the performance and effectiveness of the Board in this meeting as a whole for the Financial Year 2022-2023.

## 26. DISCLOSURE UNDER THE SEXUAL HARASSMENT OF WOMEN AT WORKPLACE (PREVENTION, PROHIBITION AND REDRESSAL) ACT, 2013

The Company has in place a Policy on prevention of Sexual Harassment in line with the requirements of The Sexual Harassment of Women at the Workplace (Prevention, Prohibition & Redressal) Act, 2013 and has constituted the Internal Complaints Committee to redress complaints received regarding sexual harassment. During the year, no complaint was received by the Company.

## 27. AUDITORS

### • Statutory Auditors and their reports

In accordance with the provisions of Section 139 of the Companies Act, 2013 and the Rules made there under, M/s PGS & Associates. Chartered Accountants, Mumbai (Firm Registration No.:

122384W) was appointed as the Statutory Auditors of the Company at the 26th Annual General Meeting held on 29th September, 2021 for the term of three years beginning from financial year 2021-22 up the financial year 2023-24.

M/s PGS & Associates have audited the Standalone and Consolidated financial statement of the company for the financial year ended March 31, 2023. The Statutory Auditor's report provided by the M/s PGS & Associates does not contain any qualifications, reservations, adverse remarks or disclaimers which would be required to be dealt with in the Board's Report.

- **Secretarial Auditor and their reports**

In line with the provisions of Section 204 of the Companies Act, 2013 and the Companies (Appointment and Remuneration of Managerial Personnel) Rules, 2014 read with Regulation 24A of the Listing Regulations and other applicable provisions, if any, the Board has appointed Mr. Manish Maheshwari (FCS 5174) Practicing Company Secretary to carry out the Secretarial Audit of the Company for the financial year 2022-23.

The Secretarial Audit Report is annexed herewith **Annexure IV** to this Report. This report is unqualified and self-explanatory and does not call for any further comments/explanations. The Secretarial Audit Report of material unlisted subsidiary company i.e. Shakti Energy Solutions Private Limited of the company is also annexed along with **Annexure IV**.

- **Cost Auditor and their reports**

As per the requirement of Central Government and pursuant to the provisions of Section 148 of the Companies Act, 2013 read with the Companies (Cost Records and Audit) Rules, 2014 as amended from time to time, the Company is required to appoint Cost Auditor for the audit of Cost Records of the Company.

The Board of Directors on the recommendation of Audit Committee, approved the appointment and remuneration payable to M/s. M.P. Turakhia & Associates, Cost Accountant as the Cost Auditors of the Company to audit the cost records for the financial year 2023-24. As per the statutory requirement, the requisite resolution for seeking members' approval for the remuneration payable to the Cost Auditor forms part of the Notice of the ensuing Annual General Meeting.

## 28. CONSERVATION OF ENERGY, TECHNOLOGY ABSORPTION AND FOREIGN EXCHANGE EARNINGS AND OUTGO

The information on conservation of energy, technology

absorption and foreign exchange earnings and outgo as required under Section 134(3)(m) of the Companies Act, 2013 read with Rule 8(3) of the Companies (Accounts) Rules, 2014 is set out herewith as **Annexure V** to this Report.

## 29. COMPLIANCE WITH SECRETARIAL STANDARD

The Board of Directors affirms that the Company has complied with the applicable Secretarial Standards issued by the Institute of Company Secretaries of India and approved by the Central Government as required under Section 118(10) of the Companies Act, 2013.

## 30. SIGNIFICANT AND MATERIAL ORDERS PASSED BY COURTS/ REGULATORS/ TRIBUNALS

The details of significant order passed by the Securities Exchange Board of India is mentioned in the Corporate Governance Report.

## 31. VIGIL MECHANISM

Pursuant to the provisions of Section 177(9) & (10) of the Companies Act, 2013 and Regulation 22 of the SEBI Listing Regulations, 2015, a Vigil Mechanism/Whistle Blower Policy for dealing with unethical behavior actual or suspected fraud or violation of the Companies Code of Conducts or ethics policy. The same is uploaded on the website of the Company i.e. [https://www.shaktipumps.com/policies\\_programmes/vigil\\_mechanism\\_policy.php](https://www.shaktipumps.com/policies_programmes/vigil_mechanism_policy.php)

## 32. APPRECIATION AND ACKNOWLEDGMENTS

The Directors wish to convey their gratitude and appreciation to all the employees of the Company for their tremendous personal efforts as well as collective dedication, their hard work and contribution to the Company's performance.

The Directors would also like to thank the members, customers, dealers, suppliers, bankers, Government and all other business associates, consultants and all the stakeholders for their continued support extended to the Company and the Management.

For and on behalf of the Board of Directors  
SHAKTI PUMPS (INDIA) LIMITED

Dinesh Patidar  
Chairman  
DIN:-00549552

Place:- Pithampur  
Dated:- August 11, 2023

## Form AOC-1

(Pursuant to first proviso to sub-section (3) of section 129 read with rule 5 of Companies (Accounts) Rules, 2014)  
Statement containing salient features of the financial statement of subsidiaries/associate companies/joint ventures

## Part “A”: Subsidiaries

(Information in respect of each subsidiary to be presented with amounts in ₹)

1. Name of the subsidiary	Shakti Pumps LLC USA	Shakti Pumps FZE	Shakti Pumps (Shanghai) Limited	Shakti Pumps (Bangladesh) Limited	Shakti Energy Solutions Pvt. Ltd.	Shakti EV Mobility Private Limited (Previously known as Shakti Green Industries Private Limited)
2. Reporting period for the subsidiary concerned, if different from the holding company's reporting period	31.03.2023	31.03.2023	31.03.2023	31.03.2023	31.03.2023	31.03.2023
3. Reporting currency and Exchange rate as on the last date of the relevant Financial year in the case of foreign subsidiaries	USD 81.95	USD 81.95	RMB 12.15	BDT 0.78	INR 1.00	INR 1.00
4. Share capital	3331941	15656115	1691875	3726750	199576100	82600000
5. Reserves & surplus	244866906	268887283	(1253252)	(2922821)	91434294	0
6. Total assets	265944984	376745750	1012562	14380013	387348147	93256153
7. Total Liabilities	17746136	99202351	573939	13576085	96336763	10656153
8. Investments	-	-	-	-	-	-
9. Turnover	471042762	897320394	1330	-	992034090	-
10. Profit before taxation	41406570	51567106	(370859)	(1544276)	13952633	-
11. Provision for taxation	10601650	-	-	-	5483539	-
12. Profit after taxation	30804920	51567106	(370859)	(1544276)	4543507	-
13. Proposed Dividend	-	-	-	-	-	-
14. % of shareholding	100	100	100	99.99	100	100

## Part “B”:- Associates and Joint Ventures

Statement pursuant to Section 129 (3) of the Companies Act, 2013 related to Associate Companies and Joint Ventures

Name of associates/Joint Ventures	NA	NA	NA
1. Latest audited Balance Sheet Date			
2. Shares of Associate/Joint Ventures held by the company on the year end			
No.			
Amount of Investment in Associates/Joint Venture			
Extend of Holding%			
3. Description of how there is significant influence			
4. Reason why the associate/joint venture is not consolidated			
5. Net worth attributable to shareholding as per latest audited Balance Sheet			
6. Profit/Loss for the year			
i. Considered in Consolidation			
ii. Not Considered in Consolidation			
1. Names of associates or joint ventures which are yet to commence operations.			
2. Names of associates or joint ventures which have been liquidated or sold during the year.			

For and on behalf of the Board of Directors  
Shakti Pumps (India) Limited

Dinesh Patidar  
Managing Director  
DIN:-00549552

Ramesh Patidar  
Executive Director  
DIN:00931437

Place:- Pithampur  
Dated:- May 05, 2023

Dinesh Patel  
Chief Financial Officer

Ravi Patidar  
Company Secretary  
M. No. ACS 32328

## Annexure 'II'

**ANNUAL REPORT**  
**ON CORPORATE SOCIAL RESPONSIBILITY (CSR) ACTIVITIES**

## 1. Brief outline on CSR Policy of the Company:

The Company's CSR Policy is in adherence to the provisions of Section 135 of the Act read with rules framed thereunder and provides for carrying out CSR activities in the area of Education, Healthcare including preventive healthcare, Rural Development, Sanitation, Availability of Safe Drinking Water etc. either directly by the Company or through 'Non-Profit Organizations', viz. Shakti Foundation.

## 2. Composition of CSR Committee:

Sl. No.	Name of Director	Designation/Nature of Directorship	Number of meetings of CSR Committee held during the year	Number of meetings of CSR Committee attended during the year
1.	Mr. Keyur Bipinchandra Thaker (DIN: 08474827)	Chairman w.e.f. 02 <sup>nd</sup> May, 2022	1	1
2.	Mrs. Nishtha Neema (DIN: 01743710)	Member	1	1
3.	Mr. Navin Sunderlal Patwa (DIN: 01009404)	Member	1	1

## 3. Provide the web-link where Composition of CSR Committee, CSR Policy and CSR projects approved by the board are disclosed on the website of the company:

- Composition of CSR Committee: <https://www.shaktipumps.com/general-information.php>
- CSR Policy: [https://www.shaktipumps.com/policies\\_programmes.php](https://www.shaktipumps.com/policies_programmes.php)
- CSR projects: <https://www.shaktipumps.com/csr-activity.php>

## 4. Provide the details of Impact assessment of CSR Projects carried out in pursuance of sub-rule (3) of Rule 8 of the Companies (Corporate Social Responsibility Policy) Rules, 2014, if applicable (attach the report): Not Applicable

## 5. Details of the amount available for set off in pursuance of sub-rule (3) of rule 7 of the Companies (Corporate Social Responsibility Policy) Rules, 2014 and amount required for set off for the financial year, if any:

Sl.No.	Financial Year	Amount available for set-off from preceding financial	Amount required to be set-off for the year, if any (in ₹)
		Not Applicable	
		Total	

## 6. Average net profit of the company as per section 135(5): ₹ 44,12,66,856/-

## 7. (a) Two percent of average net profit of the company as per section 135(5): ₹ 88,25,337/-

(b) Surplus arising out of the CSR projects or programs or activities of the previous financial years: Nil

(c) Amount required to be set off for the financial year (if any): Nil

(d) Total CSR obligation for the financial year (7a+7b- 7c): ₹ 88,25,337/-

8. (a) CSR amount spent or unspent for the financial year:

Total Amount Spent for the Financial Year (in ₹)	Amount Unspent				
	Amount transferred to Unspent CSR Account as per section 135 (6) of the Act		Amount transferred to any fund specified under Schedule VII as per section 135(6), if any.		
	Amount	Date of transfer	Name of the Fund	Amount	Date of transfer
88,25,337	-	-	-	-	-

(b) Details of CSR amount spent against ongoing projects for the financial year: *Not applicable*

(1)	(2)	(3)	(4)	(5)	(6)	(7)	(8)	(9)	(10)	(11)
Sr. No.	Name of the Project	Item from the list of activities in schedule VII to the Act.	Local Area (Yes/No)	Location of the project	Project duration. (in years)	Amount allocated for the project (in ₹)	Amount spent in the current financial year (in ₹)	Amount Transferred to Unspent, CSR Account for the Project as per Section 135 (6) (in ₹)	Mode of Implementation Direct (Yes/No)	Mode of Implementation Through implementing Agency
				State/ Union Territories	District					Name CSR registration number

(c) Details of CSR amount spent against other than ongoing projects for the financial year

(1)	(2)	(3)	(4)	(5)		(6)	(7)	(8)	
Sr. No.	Name of the Project	Item from the list of activities in Schedule VII to the Act	Local Area (Yes/No)	Location of the project		Amount spent for the project (in ₹)	Mode of Implementation – Direct (Yes/No)	Mode of implementation- Through implementing agency	
				State/ Union Territories	District			Name	CSR registration Number
1.	Expenditure for National Apprenticeship Promotion Scheme (NAPS)	Item No. ii (Promoting Education)	Yes	Madhya Pradesh	Dhar	₹ 79,42,203/-	Yes	--	--
2.	Expenditure for Rural Development	Item No. i (Availability of safe drinking water)	Yes	Madhya Pradesh	Harda/ Khargone	₹ 4,76,281	Yes	--	--
3.	Expenditure for Rural Development	Item No. i (Availability of safe drinking water)	Yes	Madhya Pradesh	Jind	₹ 4,06,854	Yes	--	--

- (d) Amount spent on Administrative Overheads: Nil.
- (e) Amount spent on Impact Assessment, if applicable: Not Applicable
- (f) Total amount spent for the Financial Year (8b+8c+8d+8e): Rs. 88,25,337/-
- (g) Excess amount for set-off, if any: Not Applicable

Sl. No.	Particular	Amount (in ₹)
(i)	Two percent of average net profit of the company as per section 135(5) of the Companies Act, 2013	-
(ii)	Total amount spent for the Financial Year	-
(iii)	Excess amount spent for the financial year [(ii)-(i)]	-
(iv)	Surplus arising out of the CSR projects or programmes or activities of the previous financial years, if any	-
(v)	Amount available for set off in succeeding financial years [(iii)-(iv)]	-

9. (a) Details of Unspent CSR amount for the preceding three financial years:-

Sl. No.	Preceding Financial Year	Amount transferred to Unspent CSR Account under section 135 (6) (in ₹)	Amount spent in the reporting Financial Year (in ₹)	Amount transferred to any fund specified under Schedule VII as per section 135(6), if any.			Amount remaining to be spent in succeeding financial years. (in ₹)
				Name of the Fund	Amount (in ₹)	Date of transfer	

- (b) Details of CSR amount spent in the financial year for ongoing projects of the preceding financial year(s):-

(1)	(2)	(3)	(4)	(5)	(6)	(7)	(8)	(9)
Sr. No.	Project ID	Name of the Project	Financial Year in which the project was commenced	Project Duration	Total amount allocated for the project	Amount spent on the project in the reporting Financial Year	Cumulative amount spent at the end of reporting Financial Year	Status of the Project- Completed /Ongoing

10. In case of creation or acquisition of capital asset, furnish the details relating to the asset so created or acquired through CSR spent in the financial year (**asset-wise details**):-
- (a) Date of creation or acquisition of the capital asset(s): None
- (b) Amount of CSR spent for creation or acquisition of capital asset: Nil
- (c) Details of the entity or public authority or beneficiary under whose name such capital asset is registered, their address, etc.: Not Applicable
- (d) Provide details of the capital asset(s) created or acquired (including complete address and location of the capital asset): Not Applicable
11. Specify the reason(s), if the company has failed to spend two per cent of the average net profit as per section 135(5): Not Applicable

Sd/-  
**Ramesh Patidar**  
 Managing Director  
 (DIN: 00931437)

Sd/-  
**Keyur Bipinchandra Thaker**  
 Chairman CSR Committee  
 (DIN: 08474827)



## STATEMENT OF DISCLOSURE OF REMUNERATION

(Pursuant to Section 197 of the Companies Act, 2013 read with Rule 5(1) of the Companies (Appointment and Remuneration Managerial Personnel) Rules, 2014)

- A. The ratio of the remuneration of each director to the median remuneration of the employees of the company and percentage increase in Remuneration of each Director, Chief Financial Officer and Company Secretary in the financial year 2022-23:

S. No.	Name of Director/ KMP	Designation	Remuneration (in ₹)	Ratio to median remuneration	% Increase in remuneration in the financial year
1	Mr. Dinesh Patidar	Whole Time Director	9,00,00,000	202.65	0.00
2	Mr. Sunil Patidar	Whole - Time Director	12,00,000	2.70	0.00
3	Mr. Ramesh Patidar	Managing Director	45,20,640	10.18	10.30%
4	Mr. Dinesh Patel	Chief Financial Officer	24,97,764	5.61	15%
5	Mr. Ravi Patidar	Company Secretary	14,29,428	3.22	10.75%

- B. The percentage increase in the median remuneration of employees in the financial year: 3.30%.
- C. The number of permanent employees on the rolls of the Company: 528.
- D. Average percentile increase already made in the salaries of employees other than the managerial personnel in the last financial year and its comparison with the percentile increase in the managerial remuneration and justification thereof and point out if there are any exceptional circumstances for increase in the managerial remuneration: 16.42%.
- E. Affirmation that the remuneration is as per the remuneration policy of the Company: It is hereby affirmed that the remuneration is as per the remuneration policy of the Company.

## Annexure “IV”

## Form No. MR - 3 SECRETARIAL AUDIT REPORT

FOR THE FINANCIAL YEAR ENDED MARCH 31, 2023

[Pursuant to Section 204(1) of the Companies Act, 2013 and Rule 9 of the Companies  
(Appointment and Remuneration of Managerial Personnel) Rules, 2014]

To,  
The Members,  
**SHAKTI PUMPS (INDIA) LIMITED**  
CIN: L29120MP1995PLC009327  
Plot No. 401, 402 & 413 Sector III Industrial Area  
Pithampur (M.P.) - 454774

I have conducted the Secretarial Audit of the compliance of applicable statute or provisions and the adherence to good corporate practices by **SHAKTI PUMPS (INDIA) LIMITED** (hereinafter called the company). Secretarial Audit was conducted in a manner that provided us a reasonable basis for evaluating the corporate conducts/statutory compliances and expressing my opinion thereon.

Based on my verification of the Company's books, papers, minute books, forms and returns filed and other records maintained by the Company and also the information provided by the Company, its officers, agents and authorized representatives during the conduct of secretarial audit, I hereby report that in my opinion, the Company has during the audit period covering the financial year ended on March 31, 2023, complied with the statutory provisions listed hereunder and also that the Company has proper Board-processes and compliance-mechanism in place to the extent, in the manner and subject to the reporting made hereinafter:

I have examined the books, papers, minute books, forms and returns filed and other records made available to me and maintained by the Company for the financial year ended on March 31, 2023 according to the applicable provisions of:

- i. The Companies Act, 2013 (the Act) and the rules made there under read with notifications, exemptions and clarifications thereto;
- ii. The Securities Contracts (Regulation) Act, 1956 ('SCRA') and the rules made there under;
- iii. The Depositories Act, 1996 and the Regulations and Bye-laws framed there under;
- iv. Foreign Exchange Management Act, 1999 and the rules and regulations made thereunder to the extent of Foreign Direct Investment, Overseas Direct Investment and External Commercial Borrowings;
- v. The following Regulations and Guidelines prescribed under the Securities and Exchange Board of India Act, 1992 ('SEBI Act'):-
  - a. The Securities and Exchange Board of India (Substantial Acquisition of Shares and Takeovers) Regulations, 2011 as amended from time to time;
  - b. The Securities and Exchange Board of India (Prohibition of Insider Trading) Regulations, 2015 as amended from time to time;
  - c. The Securities and Exchange Board of India (Issue of Capital and Disclosure Requirements) Regulations, 2018 and as amendments from time to time. [Not Applicable as the Company has not issued further share capital during the financial year under review];
  - d. The Securities and Exchange Board of India (Share Based Employee Benefits) Regulation, 2014. (Not Applicable to the Company during the Audit Period)
  - e. The Securities and Exchange Board of India (Issue and Listing of Debt Securities) Regulations, 2008. [Not Applicable as the Company has not issued and listed any debt securities during the financial year under review]
  - f. The Securities and Exchange Board of India (Registrars to an Issue and Share Transfer Agents) Regulations, 1993 as amended from time to time regarding the Companies Act and dealing with client;
  - g. The Securities and Exchange Board of India (Delisting of Equity Shares) Regulations, 2009 as amended from time to time. [Not Applicable as the Company has not delisted/proposed to delist its equity shares from any Stock Exchange during the financial year under review.]

- h. The Securities and Exchange Board of India (Buyback of Securities) Regulations, 2018. [Not Applicable as the Company has not bought back/propose to buy-back any of its securities during the financial year under review].
- vi. I have relied on the representation made by the Company and its officers for system and mechanism framed by the Company for the compliances under the following applicable Act (if applicable), Law & Regulations to the Company
  - i. Workmen's compensation Act, 1923 and all other allied labor laws,
  - ii. Applicable Direct and Indirect Tax Laws.
  - iii. Prevention of Money Laundering Act, 2002
  - iv. Sexual Harassment of Women at Workplace (Prevention, Prohibition and Redressal) Act, 2013

I have also examined compliance with the applicable clauses of the following:

- (i) Secretarial Standards with respect to Meetings of the Board of Directors (SS-1) and General Meetings (SS-2) issued by the Institute of Company Secretaries of India.
- (ii) SEBI (Listing Obligation and Disclosure Requirements) Regulations, 2015.

During the period the company has complied with the provisions of the Act, Rules, Regulations, Guidelines, Standards, etc. mentioned above except.

***The Company has not complied the PIT Regulations, 2015 and monetary Penalty of ₹ 2,00,000 (₹ Two Lakhs) Imposed by SEBI Order dated 01.12.2022 under Section 15 HB of SEBI Act, 1992 due to violation of PIT Regulations as per Clause 10 as Specified in Scheduled B r/w Regulation 9(1) of PIT Regulations, 2015.***

I further report that, the compliance by the Company of applicable financial laws such as direct and indirect tax laws and maintenance of financial records and books of accounts have not been reviewed in this Audit since the same have been subject to review by the statutory financial auditors, tax auditors and other designated professionals.

The Board of Directors of the Company is duly constituted with proper balance of Executive Directors, Non-Executive Directors and Independent Directors. The changes in the composition of the Board of Directors that took place during the period under review were carried out in compliance with the provisions of the Act.

Adequate notice is given to all directors to schedule the Board Meetings, agenda and detailed notes on agenda were sent at least seven days in advance other than those held at shorter notice and a system exists for seeking and obtaining further information and clarifications on the agenda items before the meeting and for meaningful participation at the meeting.

As per the minutes of the meetings duly recorded and signed by the Chairman, the decisions of the Board were unanimous and no dissenting views have been recorded.

As per the records, the Company filed all the forms, returns, documents and resolutions as were required to be filed with the Registrar of Companies and other authorities and all the formalities relating to the same is in compliance with the Act.

I further report that there are adequate systems and processes in the company commensurate with the size and operations of the company to monitor and ensure compliance with applicable laws, rules, regulations and guidelines.

There were no specific events / actions in pursuance of the above referred laws, rules, regulations, guidelines, etc. having a major bearing on the Company's affairs.

**Note:** This Report is to be read with our letter even date which is annexed as Annexure A and forms and integral part of this report.

**For M. Maheshwari & Associates  
Company Secretaries  
Firms U.C.N. I2001MP213000**

**Manish Maheshwari  
Proprietor  
FCS-5174  
CP-3860  
PR No. 1191/2021**

Date : 4<sup>th</sup> August 2023  
Place : Indore  
UDIN : F005174E000742152

To,  
The Members,  
**SHAKTI PUMPS (INDIA) LIMITED**  
CIN: L29120MP1995PLC009327  
Plot No. 401, 402 & 413 Sector III Industrial Area  
Pithampur (M.P.) - 454774

My Secretarial Audit Report of even date is to be read along with this letter.

1. Maintenance of secretarial record is the responsibility of the management of the Company. Our responsibility is to express an opinion on these secretarial records based on our audit.
2. I have followed the audit practices and process as were appropriate to obtain reasonable assurance about the correctness of the contents of the Secretarial records. The verification was done on the test basis to ensure that correct facts are reflected in secretarial records. I believe that the process and practices, I followed provide a reasonable basis for our opinion.
3. I have not verified the correctness and appropriateness of financial records and Books of Accounts of the company.
4. Where ever required, I have obtained the Management representation about the compliances of laws, rules, regulations and happening of events etc.
5. The compliances of the provisions of Corporate and other applicable laws, rules, regulations, standards are the responsibility of management. Our examination was limited to the verification of procedures on test basis.
6. The Secretarial Audit report is neither an assurance as to the future viability of the company nor of the efficacy of effectiveness with which the management has conducted the affairs of the company.

**For M. Maheshwari & Associates**  
**Company Secretaries**  
**Firms U.C.N. I2001MP213000**

**Manish Maheshwari**  
**Proprietor**  
**FCS-5174**  
**CP-3860**  
**PR No. 1191/2021**

Date : 4<sup>th</sup> August 2023  
Place : Indore  
UDIN : F005174E000742152

# Form No. MR - 3

## SECRETARIAL AUDIT REPORT

FOR THE FINANCIAL YEAR ENDED MARCH 31, 2023

[Pursuant to section 204(1) of the Companies Act, 2013 and Rule No.9 of the Companies (Appointment and Remuneration of Managerial Personnel) Rules, 2014]

To,  
The Members,  
**Shakti Energy Solutions Private Limited**  
Plot No.155, 156 Sector III, Industrial Growth Centre  
Pithampur, Dhar (M.P.) - 454774

I have conducted the secretarial audit of the compliance of applicable statutory provisions and the adherence to good corporate practices by **Shakti Energy Solutions Private Limited (CIN: U27300MP2010PTC024245)** (hereinafter called the company). Secretarial Audit was conducted in a manner that provided me a reasonable basis for evaluating the corporate conducts/statutory compliances and expressing my opinion thereon.

Based on my verification of the company's books, papers, minute books, forms and returns filed and other records maintained by the company and also the information provided by the Company, its officers, agents and authorized representatives during the conduct of secretarial audit, I hereby report that in my opinion, the company has, during the audit period covering the financial year ended on 31st March, 2023 complied with the statutory provisions listed hereunder and also that the Company has proper Board-processes and compliance-mechanism in place to the extent, in the manner and subject to the reporting made hereinafter:

I have examined the books, papers, minute books, forms and returns filed and other records maintained by the Company for the financial year ended on 31st March, 2023 according to the provisions of:

- i. The Companies Act, 2013 (the Act) and the rules made there under;
- ii. The Securities Contracts (Regulation) Act, 1956 ('SCRA') and the rules made there under; **(Not applicable to the Company during the audit period)**
- iii. The Depositories Act, 1996 and the Regulations and Bye-laws framed there under; **(Not applicable to the Company during the audit period)**
- iv. Foreign Exchange Management Act,1999 and the rules and regulations made there under to the extent of Foreign Direct Investment, Overseas Direct Investment and External Commercial Borrowings; **(Not applicable to the Company during the audit period)**
- v. The following Regulations and Guidelines prescribed under the Securities and Exchange Board of India Act,1992 ('SEBI Act'):- **(Not applicable to the Company during the audit period)**
  - a. The Securities and Exchange Board of India (Substantial Acquisition of Shares and Takeovers) Regulations, 2011; **(Not applicable to the Company during the audit period)**
  - b. the Securities and Exchange Board of India (Prohibition of Insider Trading) Regulations, 2015; **(Not applicable to the Company during the audit period)**
  - c. The Securities and Exchange Board of India (Issue of Capital and Disclosure Requirements) Regulations, 2009 / The Securities and Exchange Board of India (Issue of Capital and Disclosure Requirements) Regulations 2018; **(Not applicable to the Company during the audit period)**
  - d. The Securities and Exchange Board of India (Share Based Employee Benefits) Regulations, 2014; **(Not applicable to the Company during the audit period)**
  - e. The Securities and Exchange Board of India (Issue and Listing of Debt Securities) Regulations, 2008 ; **(Not applicable to the Company during the audit period)**
  - f. The Securities and Exchange Board of India (Registrars to an Issue and Share Transfer Agents) Regulations, 1993 regarding the Companies Act and dealing with client; **(Not applicable to the Company during the audit period)**
  - g. The Securities and Exchange Board of India (Delisting of Equity Shares) Regulations, 2009); **(Not applicable to the Company during the audit period)**

- h. The Securities and Exchange Board of India (Buyback of Securities) Regulations, 1998. **(Not applicable to the Company during the audit period) and**
- i. Securities and Exchange Board of India (Depositories and Participants) Regulations, 2018; **(Not applicable to the Company during the audit period)**
- vi. As per information provided by the management, there is no law applicable specifically to the Company vis-à-vis the industry to which the Company belongs.

I have also examined compliance with the applicable clauses/Regulations of the following:

- a) Secretarial Standards with regard to Meeting of Board of Director (SS-1) and General Meetings (SS-2) issued by The Institute of Company Secretaries of India.
- b) The Securities and Exchange Board of India (Listing Obligations and Disclosure Requirements) Regulations, 2015 **(to the extent applicable, being an unlisted material subsidiary of Listed Company)**

During the period under review, the Company has complied with the provisions of the Act, Rules, Regulations, Guidelines, Standards, etc. mentioned above.

I further report that the Board of Directors of the Company is duly constituted with proper balance of Executive and Non-Executive Directors of the company. The changes in the composition of the Board of Directors that took place during the period under review were carried out in compliance with the provisions of the Act.

Adequate notice is given to all directors to schedule the Board Meetings and the committee meetings, agenda and detailed notes on agenda were sent at least seven days in advance and the consent was taken where required for meetings held on shorter notice, if required and a system exists for seeking and obtaining further information and clarifications on the agenda items before the meeting and for meaningful participation at the meeting.

Majority decision is carried through while the dissenting members' views are captured and recorded as part of the minutes.

I further report that there are adequate systems and processes in the company commensurate with the size and operations of the company to monitor and ensure compliance with applicable laws, rules, regulations and guidelines.

I further report that during the audit period, the Company had following events/actions which had major bearing on the Company's affairs in pursuance of the above referred laws, rules, regulations, guidelines, standards etc:-

1. Appointment of CS Mansi Birla (PAN: FNMPB0428M) as Company Secretary of the Company in Board Meeting held on 15.06.2022 w.e.f. 15.06.2022.
2. Appointment of Mr. Vinay Kumar Karma (PAN: BLDPK4835N) as Chief Financial Officer of Company in Board Meeting held on 20.10.2022 w.e.f. 20.10.2022.
3. Change in Designation of Mrs. Indira Patidar (DIN: 03176277) from Director (Non-Executive) to Whole-time Director (Executive) of the Company in Board Meeting held on 20.10.2022 w.e.f. 20.10.2022.
4. Appointment of Mr. Sunil Ghode (DIN: 10087754) as Whole-time Director of the Company in Board Meeting held on 27.03.2023 w.e.f. 27.03.2023.
5. Increase in Authorized Share Capital from Rs. 3,00,00,000/- to Rs. 20,00,00,000/- and alteration in Clause V of Memorandum of Association on 01.04.2022.
6. Allotted 1,79,61,849 bonus equity shares of Rs. 10/- each on 25.04.2022 to its existing shareholders.

Note: This report is to be read with our letter of even date which is annexed as "Appendix-I" and Forms an integral part of this report.

Date: 02/05/2023  
Place: Indore

**Dinesh Kumar Gupta**  
Practicing Company Secretary  
(FCS No. 5396 CP No. 4715)  
UDIN: F005396E000672911

## Appendix- I

(To the Secretarial Audit Report to the Members of Shakti Energy Solutions Private Limited  
for the financial year ended 31st March, 2023)

To,  
The Members,  
**Shakti Energy Solutions Private Limited**

My Secretarial Audit Report for the financial year ended March 31, 2023 of even date is to be read along with this letter.

1. Maintenance of secretarial record is the responsibility of the management of the Company. My responsibility is to express an opinion on these secretarial records based on my audit.
2. I have followed the audit practices and processes as were appropriate to obtain reasonable assurance about the correctness of the contents of the secretarial records. The verification was done on test basis to ensure that correct facts reflected on secretarial records. I believe that the processes and practices I followed provide a reasonable basis for my opinion.
3. I have not verified the correctness and appropriateness of financial records and Books of Accounts of the Company.
4. Wherever required, I have obtained the Management representation about the compliance of laws, rules and regulations and happening of events etc.
5. The compliance of the provisions of Corporate and other applicable laws, rules, regulations and standards is the responsibility of the management. My examination was limited to the verification of procedures on test basis.
6. The Secretarial Audit Report is neither an assurance as to the future viability of the Company nor of the efficacy or effectiveness with which the management has conducted the affairs of the Company.
7. We do not take any responsibility for any person if taking any commercial, financial or investment decision based on our secretarial audit report as aforesaid and they needs to take independent advise or decision as per their own satisfaction.

Date: 02/05/2023  
Place: Indore

**Dinesh Kumar Gupta**  
Practicing Company Secretary  
(FCS No. 5396 CP No. 4715)  
UDIN: F005396E000672911

## Annexure “V”

## CONSERVATION OF ENERGY, TECHNOLOGY ABSORPTION AND FOREIGN EXCHANGE EARNINGS AND OUTGO

[Section 134 (3) (m) of the Companies Act, 2013 read with Rule 8(3) of the Companies (Accounts) Rules, 2014]

S.No.	Particulars	
<b>Conservation of Energy:-</b>		
1	the steps taken or impact on conservation of energy;	<p>Being an energy efficient product manufacturer we make energy efficient stainless steel pumps motors and power electronic products. We offer energy efficient pumping systems for agriculture and offers energy savings over 40% compared to conventional pumping system.</p> <p>Our all the newly developed product is having utmost care in terms of energy efficiency, every single watt of energy we save at the product end, it helps to create big difference at the power generation end.</p> <p>Also, we are keen in educating our employees, stakeholders and all interested parties to educate on energy conservations and energy efficiency.</p>
2	the steps taken by the Company for utilizing alternate sources of energy;	<p>The company is constantly adopting solar as alternative source of energy and promoting solar pumps and grid interactive inverters across globe and company made solar business as key focus area of business. This solar power could transform our agricultural landscape and improve quality of life in rural and urban India ensuring energy security to the poor and marginalizes. This would immensely help climate change mitigation efforts by in line with global. The company is also working towards the solar chulha and home lighting systems to improve the quality of rural personals.</p> <p>Our admin building is fully run on solar energy as we have installed in-house 150kW solar roof top and solar parking.</p>
3	the capital investment on energy conservation equipments.	<p>We have invested heavily on R&amp;D and other renewable energy applications and equipments such as solar simulators and state of the art facility for solar pumps and inverter development and testing setups, power quality measurement equipments, load banks, grid simulators etc.</p> <p>We have added few other R&amp;D infrastructures to support our interest in energy conservation and energy efficiency.</p>
<b>Technology absorption: -</b>		
(i)	the efforts made towards technology absorption	<p>We have indigenously developed solar pumping technology and associated products to make solar pumping successful. For solar pumping not only solar panel but other key element like energy efficient motors, pumps, power converter and structure to harness maximum of solar energy. This made us capable of offering end-to-end solar pumping solutions in agriculture, commercial and domestic applications that has potential to impact the energy scenario in India.</p> <p>Recently we have developed technology to harvest solar energy not only to grid but also utilize the same in other house hold or agriculture needs.</p> <p>The extensive R&amp;D in the field of solar pumping helps us to develop above said products and R&amp;D resulted in filing several patents in this area.</p> <p>We are working towards indigenous development of VFD's, Grid-tie Inverters for single phase and three-phase for supporting domestic and export market.</p> <p>We have also collaborated with IIT Delhi, IISc Bangalore and other premium institutes for research and development in motor pumps and power converter technology.</p>



S.No.	Particulars	
(ii)	the benefits derived like product improvement, cost reduction, product development or import substitution	<p>Solar water pumping systems developed by us has great potential to bring transformational changes in agriculture, reduction in irrigation cost and effective use of water. Our newly developed solar drives are best substitutes against import of drives from China.</p> <p>Also, the grid tie inverters developed by us are feeding power to the grid has immense potential to reduce the energy cost along with its clean solution</p> <p>Our all the power electronic based products are having very high impact on import as earlier most of the products were imported from China</p>
(iii)	in case of imported technology (imported during the last three years reckoned from the beginning of the financial year	Yes
	(a) the details of technology imported	Power converters for converting solar energy into useful form
	(b) the year of import	2013 - 2017
	(c) whether the technology been fully absorbed	Yes
	(d) if not fully absorbed, areas where absorption has not taken place, and the reasons thereof; and	-
iv.	The expenditure incurred on Research and Development	₹ 3.64 Cr.
<b>Foreign Exchange earnings and outgo</b>		
i)	<b>Foreign Exchange Earned</b>	₹ 3,01,57,58,015.18
ii)	<b>Foreign Exchange Outgo</b>	₹ 56,00,49,911.62

## Annexure “VI”

# BUSINESS RESPONSIBILITY AND SUSTAINABILITY REPORT FOR THE FY 2022-2023

## In terms of Regulation 34 of the Listing Regulations

### Section A) General Disclosures

#### I. Details of the listed entity

1. Corporate Identity Number (CIN) of the Listed Entity	L29120MP1995PLC009327
2. Name of the Listed Entity	SHAKTI PUMPS (INDIA) LIMITED
3. Year of incorporation	1995
4. Registered office address	Plot No. 401, 402 & 413 Sector III Industrial Area Pithampur (M.P.) 454774
5. Corporate address	Plot No. 401, 402 & 413 Sector III Industrial Area Pithampur (M.P.) 454774
6. E-mail	<a href="mailto:cs@shaktipumpsindia.com">cs@shaktipumpsindia.com</a>
7. Telephone	7292 4105500
8. Website	<a href="http://www.shaktipumps.com">www.shaktipumps.com</a>
9. Financial year for which reporting is being done	2022-2023
10. Name of the Stock Exchange(s) where shares are listed	BSE Limited National Stock Exchange of India Limited
11. Paid-up Capital	Rs. 183,801,560/-
12. Name and contact details (telephone, email address) of the person who may be contacted in case of any queries on the BRSR report	Mr. Ravi Patidar Phone No.: 7292 410500 Email: <a href="mailto:cs@shaktipumpsindia.com">cs@shaktipumpsindia.com</a>
13. Reporting boundary - Are the disclosures under this report made on a standalone basis (i.e. only for the entity) or on a consolidated basis (i.e. for the entity and all the entities which form a part of its consolidated financial statements, taken together)	Standalone Basis

#### II. Product & Services

##### 14. Details of business activities (accounting for 90% of the turnover):

S No	Description of Main Activity	Description of Business Activity	% of turnover of the entity
1	Manufacturing	Electrical equipment, General Purpose and Special purpose Machinery & equipment, Transport equipment	100%

##### 15. Products/Services sold by the entity ( accounting for 90% of the entity's turnover

S No	Product /Service	NIC Code	% of the total turnover contributed
1.	(Manufacture of other pumps)	28132	100%

### III. Operations

16. Number of locations where plants an/or operations/offices of the entity are situated

Location	Number of Plants	Number of Offices	Total
India	2	21 Branch Offices across the country	23
International	-	5 (situated at (USA, China, Bangladesh, UAE and Uganda)	5

17. Markets served by the entity:

a. Number of Locations

Locations	Number
Across the globe	120 Countries and more

b. What is the contribution of exports as a percentage of the total turnover of the entity?

22 %

c. A brief on types of customers:- Our customer base includes farmers, general consumers, and we serve them through a network of dealers and retailers.

18. a Employees

SL No.	Particulars	Total (A)	Male		Female	
			No. ( B)	% ( B/A)	No.(C)	% ( C/A)
<b>Employees</b>						
1	Permanent (D)	435	419	96%	16	4%
2	Other than Permanent (E)	112	107	96%	5	4%
3	Total Employees (D+E)	640	526	96%	21	4%
<b>Workers</b>						
4	Permanent (F)	88	86	97%	2	2%
5	Other than Permanent (G)	592	577	98%	15	3%
6	Total (F+G)	678	663	97%	17	3%

18. b Differently Abled Employees & Workers - Nil

19 Participation/Inclusion/Representation of Women

Particulars	Total (A)	No. and percentage of Females	
		No.(B)	% ( B/A)
Board of Directors	6	1	16.66%
Key Management Personnel	4	0	0

20. Turnover rate for permanent employees and workers.

	Turnover Rate - FY2023			Turnover Rate - FY2022			Turnover Rate - FY2021		
	Male	Female	Total	Male	Female	Total	Male	Female	Total
<b>Permanent Employees</b>	18.21	0.76	18.97	12.49	0.91	13.4	9.04	0.87	9.91
<b>Permanent Workers</b>	2.37	0.00	2.37	0.72	0.00	0.72	2.00	0.00	2.00

## V. Holding, Subsidiary and Associate Companies (Including joint ventures)

21. (a) Names of holding/subsidiary/associate companies/joint ventures.

### I. PARTICULARS OF HOLDING, SUBSIDIARY & ASSOCIATE COMPANIES

S.No.	Name	Address	Description
1	Shakti Pumps USA, LLC	821 West forest Brook Rd Maitland 32751	Wholly Owned Subsidiary
2	Shakti Pumps FZE, UAE	Saifzone Sharjah, UAE.PO BOX	Wholly-Owned Subsidiary
3	Shakti Pump (Shanghai ) Ltd, China	Suite 137, 1 <sup>st</sup> Floor, No.45 FEI La Road, Shanghai Free Trade Zone, China.	Wholly-Owned Subsidiary
4	Shakti Pumps (Bangladesh) Limited	Avenue Circle -1, 57-57A Gulshan Ave, Dhaka-1212	Subsidiary
5	Shakti Energy Solutions Pvt. Ltd	S-3/4, Industrial Area, Sector III, Pithampur 454001 IN	Wholly-Owned Subsidiary
6	Shakti EV Mobility Private Limited (formerly known as Shakti Green Industries Pvt. Ltd)	Plot no A Survey No. 391/1/2 industrial Area, Sector I, Pithampur 454001 IN	Wholly-Owned Subsidiary

22. CSR Details

(i) Whether CSR is applicable as per section 135 of Companies Act, 2013: Yes

(ii) Turnover (in Rs.) Please refer the Financial Statement

(iii) Net worth (in Rs.) Please refer the Financial Statement

### Section A) VII. Transparency and Disclosures Compliances

23. Complaints/Grievances on any of the principles (Principles 1 to 9) under the National Guidelines on Responsible Business Conduct:

Stakeholder Group from whom complaint is received	Grievance Redressal Mechanism in Place. Yes/No If yes link	FY2023			FY2022		
		Number of complaints filed during the year	Number of complaints pending resolution at close of the year	Remarks	Number of complaints filed during the year	Number of complaints pending resolution at close of the year	Remarks
Communities	Yes	Nil	Nil	Nil	Nil	Nil	Nil
Investors (Other than Shareholders)	Yes	Nil	Nil	Nil	Nil	Nil	Nil
Shareholders	Yes	Nil	Nil	Nil	Nil	Nil	Nil
Employees & Workers	Yes	43	05		23	11	Unresolved complaints has been carry forward to next FY
Customers	Yes	Nil	Nil	Nil	Nil	Nil	Nil
Value Chain Partners	Yes	Nil	Nil	Nil	Nil	Nil	Nil

Shareholders: <https://www.shaktipumps.com/invester-grievance.php>

Communities, Investors, Employees & Workers, Customers and Value chain Partners :- <https://www.shaktipumps.com/portals/>

24. Overview of the entity's material responsible business conduct issues

Indicate material responsible business conduct and sustainability issues pertaining to environmental and social matters that present a risk or an opportunity to your business, the rationale for identifying the same, approach to adapt or mitigate the risk along with its financial implications, as per the following format:-

SL No	Material Issue Identified	Risk / Opportunity	Rational for identifying risk or opportunity	In case of risk approach to adapt or mitigate	Financial implication of risk or opportunity
1	Environmental Impact	Risk	Shakti Pumps' products rely on energy-intensive manufacturing processes. Regulatory changes favouring sustainable practices could lead to increased compliance costs and reduced market access.	Implement energy-efficient manufacturing technologies and processes. Invest in renewable energy sources for operations.	Initial investment in eco-friendly technologies might be high, but long-term operational cost savings and improved market reputation can offset this.
2	Water Scarcity	Risk	Water is a key resource for pump manufacturing and agriculture. Water scarcity due to climate change could disrupt production and agricultural activities, affecting demand for products.	Enhance water management practices within manufacturing facilities. Promote water-efficient farming techniques among customers.	Increased investment in water-saving technologies might be needed. Reduced demand from agricultural customers could impact revenue.
3	Social Responsibility	Opportunity	Farmers are a significant customer group. Supporting them with training on sustainable farming practices can lead to improved product adoption and loyalty.	Develop educational programs and resources for farmers. Collaborate with agricultural institutions for training initiatives.	Initial investment in educational programs. However, improved product adoption and customer loyalty can drive long-term revenue growth.
4	Renewable Energy Adoption	Opportunity	Shakti Pumps specializes in solar water pumps. Increasing awareness and adoption of renewable energy sources provide a growing market for solar pumps.	Expand marketing efforts to highlight the benefits of solar pumps. Collaborate with government initiatives promoting renewable energy.	Potential for increased sales and market share in the growing renewable energy sec
5	Supply Chain Sustainability	Risk	Raw materials are crucial for manufacturing. Disruptions due to poor supplier practices or lack of sustainability measures could impact production and reputation.	Implement supplier screening and engagement for sustainability standards. Diversify supplier base to reduce dependency.	Investment in supplier management systems and potential costs of transitioning to new suppliers. Reduced supply chain disruptions and improved reputation over time.

**SECTION B: Management and Process Disclosures:-**

This section is aimed at helping business's social, environmental and economic impacts put in place towards adopting the NGRBC Principles and Core Elements.

Disclosure Questions	P1	P2	P3	P4	P5	P6	P7	P8	P9
<b>Policy and Management Processes</b>									
1. a. Whether your entity's policy/policies cover each principle and its core elements of the NGRBCs. (Yes/No)	Y	Y	Y	Y	Y	Y	Y	Y	Y
b. Has the policy been approved by the Board? (Yes/No)	Y	Y	N	Y	N	Y	N	Y	Y
c. Web Link of the Policies, if available	Principle 1: Vigil Mechanism Policy <a href="https://www.shaktipumps.com/policies_programmes/vigil_mechanism_policy.php">https://www.shaktipumps.com/policies_programmes/vigil_mechanism_policy.php</a> Principle1. Directors Code of conduct <a href="https://www.shaktipumps.com/policies_programmes/vigil_mechanism_policy.php">https://www.shaktipumps.com/policies_programmes/vigil_mechanism_policy.php</a> Principle 2: INTEGRATED MANAGEMENT SYSTEM POLICY <a href="https://www.shaktipumps.com/quality-policy.php">https://www.shaktipumps.com/quality-policy.php</a> Principle 4, 6 and 8: Corporate Social Responsibility Policy <a href="https://www.shaktipumps.com/policies_programmes.php">https://www.shaktipumps.com/policies_programmes.php</a> Principle 6: Procedure for Hazard Identification and Risk Assessment Issue : <a href="https://www.shaktipumps.com/policies_programmes/Procedure_for_Hazard_Identification_and_Risk_Assessment_Issue.php">https://www.shaktipumps.com/policies_programmes/Procedure_for_Hazard_Identification_and_Risk_Assessment_Issue.php</a> Principle 9: Data Privacy Policy <a href="https://www.shaktipumps.com/policies_programmes/Data_Privacy_policy_SPL.php">https://www.shaktipumps.com/policies_programmes/Data_Privacy_policy_SPL.php</a>								
2. Whether the entity has translated the policy into procedures. (Yes / No)	Y	Y	N	Y	N	Y	N	Y	Y
3. Do the enlisted policies extend to your value chain partners? (Yes/No)	Y	Y	N	Y	N	Y	N	Y	Y
4. Name of the national and international codes/ certifications/labels/ standards (e.g. Forest Stewardship Council, Fairtrade, Rainforest Alliance, Trustea) standards (e.g. SA 8000, OHSAS, ISO, BIS) adopted by your entity and mapped to each principle.	ISO certifications ISO 9001:2015, ISO 14001:2015 & ISO 45001:2018. European Conformity Certified, ISI, North American Component Certified, NSF Certificate, Open Range Certificate on control panel, UL Certificate.								
5. Specific commitments, goals and targets set by the entity with defined timelines, if any.	Nil	Y	Nil	Y	Nil	Nil	Nil	Nil	Nil
	P2: Reuse or responsibly recycle 100% of packaging plastics and eliminate single-use plastics in dining facilities, and other facility, event by 2030. P2: Achieve a 90% customer satisfaction rate for quality by FY 2023-24. P4: Maximum procurement of goods and services through MSME and payment within prescribed time by FY 2023-24								
6. Performance of the entity against the specific commitments, goals and target along-with reasons in case the same are not met.	Nil	Y	Nil	Y	Nil	Nil	Nil	Nil	Nil
<b>Governance, leadership and oversight</b>									
7. Statement by director responsible for the business responsibility report, highlighting ESG related challenges, targets and achievements (listed entity has flexibility regarding the placement of this disclosure): Refer Chairman's message of the Annual Report									
8. Details of the highest authority responsible for implementation and oversight of the Business Responsibility policy (ies).	Mr. Dinesh Patidar (Chairman)								

9. Does the entity have a specified Committee of the Board/ Director responsible for decision making on sustainability related issues? (Yes / No).  
If yes, details.

The Board through its CSR, Risk Management and Stakeholder Relationship Committees monitor evaluate and takes necessary actions related to sustainability-related issues time to time

10. Details of Review of NGRBCs by the Company:

Subject for Review	Indicate whether review was undertaken by Director / Committee of the Board/ Any other Committee									Frequency (Annually/ Half yearly/ Quarterly/ Any other – please specify)								
	P1	P2	P3	P4	P5	P6	P7	P8	P9	P1	P2	P3	P4	P5	P6	P7	P8	P9
Performance against above policies and follow up action	Y	Y	Y	Y	Y	Y	Y	Y	Y	Periodically based on the requirements								
Compliance with statutory requirements of relevance to the principles, and, rectification of any non-compliances	The company has complied with all statutory requirements applicable to the company related to the principles. During The no rectification or any non-compliances happened.									Periodically based on the requirements								
11. Has the entity carried out independent assessment/ evaluation of the working of its policies by an external agency? (Yes/No). If yes, Name of the agency.										P1	P2	P3	P4	P5	P6	P7	P8	P9
										Nil	Nil	Nil	Nil	Nil	Nil	Nil	Nil	Nil

12. If answer to question (1) above is “No” i.e. not all Principles are covered by a policy, reasons to be stated: Questions

Questions	P1	P2	P3	P4	P5	P6	P7	P8	P9
The entity does not consider the Principles material to its business (Yes/No)	N	N	N	N	N	N	N	N	N
The entity is not at a stage where it is in a position to formulate and implement the policies on specified principles (Yes/No)	N	N	N	N	N	N	N	N	N
The entity does not have the financial or/human and technical resources available for the task (Yes/No)	N	N	N	N	N	N	N	N	N
It is planned to be done in the next financial year (Yes/No)	N	N	N	N	N	N	N	N	N
Any other reason (please specify)	N	N	N	N	N	N	N	N	N

**Section C) Principle 1. Businesses should Conduct and Govern themselves with integrity and in a manner that is ethical, transparent and accountable.**

**Essential Indicators:**

1. Percentage coverage by training and awareness programmes on any of the Principles during the financial year:

Segment	Total Number of training and awareness programmes held	Topics / principles covered under the training and its impact	% of persons in respective category covered by the awareness programmes
Board of Directors	4	Business, Strategy, Risks and update on applicable provisions to the Company and amendments	100
Key Managerial Personnel	4	Business, Strategy, Risks and update on applicable provisions to the Company and amendments	100

Employees other than BoD and KMPs	71	Welding Process , Work at height & Hierarchy control, Induction Program , 5S, SAP / IT, Training, ESD, safety and its protection , Unsafe Cond., UA, NM & Accident Awareness, Eliminating lifestyle diseases, E&C Product Technical Training	100%
Workers		Business Etiquettes & Presentation Skill, Product Training , Hypertension heart disease, On site Emergency Plan & Fire, Megger Checking of Premium Motors, VFD, General health awareness, Fire and Safety Awareness, PCB Making & Coating, Solar Pump Selection, Demo Team Development Training, Security Discipline, Firefighting, APQP, Heart Disease Hypertension.	

2. Details of fines / penalties /punishment/ award/ compounding fees/ settlement amount paid in proceedings (by the entity or by directors / KMPs) with regulators/ law enforcement agencies/ judicial institutions, in the financial year, in the following format (Note: the entity shall make disclosures on the basis of materiality as specified in Regulation 30 of SEBI (Listing Obligations and Disclosure Obligations) Regulations, 2015 and as disclosed on the entity's website):

A. Monetary

Particulars	NGRBC Principle	Name of the regulatory / Enforcement agencies/judicial institutions	Amount ( In Rs.)	Brief of the Case	Has an appeal been preferred ? (Yes/No)
Penalty/Fine	Nil	Nil	Nil	Nil	Nil
Settlement	Nil	Nil	Nil	Nil	Nil
Compounding Fee	Nil	Nil	Nil	Nil	Nil

B. Non Monetary

Particulars	NGRBC Principle	Name of the regulatory / Enforcement agencies/judicial institutions	Brief of the Case	Has an appeal been preferred ? Yes/No
Imprisonment	Nil	Nil	Nil	Nil
Punishment	Nil	Nil	Nil	Nil

3. Of the instances disclosed in Question 2 above, details of the Appeal/ Revision are preferred in cases where monetary or non-monetary action has been appealed.

Case Details	Name of the regulatory /enforcement agencies/judicial institutions
Nil	Nil

4. Does the entity have an anti-corruption or anti-bribery policy? If yes, details in brief and if available, a web-link to the policy.

Yes the relating to details of anti-corruption or anti-bribery policy are mentioned in CODE OF CONDUCT FOR BOARD MEMBERS AND SENIOR MANAGEMENT

[https://www.shaktipumps.com/policies\\_programmes/CODE\\_OF\\_CONDUCT\\_FOR\\_BOARD\\_MEMBERS\\_SENIOR\\_MANAGEMENT.php](https://www.shaktipumps.com/policies_programmes/CODE_OF_CONDUCT_FOR_BOARD_MEMBERS_SENIOR_MANAGEMENT.php)

5. Number of Directors/KMPs/employees/workers against whom disciplinary action was taken by any law enforcement agency for the charges of bribery/ corruption:

	FY2023	FY2022
Directors	0	0
KMPs	0	0
Employees	0	0
Workers	0	0



6. Details of complaints with regard to conflict of interest

Particulars	FY2023		FY2022	
	Number	Remarks	Number	Remarks
Number of complaints received in relation to issues of Conflict of Interest of the Directors	0		00	
Number of complaints received in relation to issues of Conflict of Interest of the KMPs	0		0	

7. Details of any corrective action taken or underway on issues related to fines / penalties / action taken by regulators/ law enforcement agencies/ judicial institutions, on cases of corruption and conflicts of interest.

Nil

**Section C) Principle 2. Businesses should provide goods and services in a manner that is sustainable and safe.**

**Essential Indicators:**

1. Percentage of R&D and capital expenditure (CAPEX) investments in specific technologies to improve the environmental and social impacts of product and processes to total R&D and capex investments made by the entity, respectively.

Category	FY2023	FY2022	Details of improvements in environmental and social impacts
R&D	100%	100%	Total expenses of Company's R&D is attributable to saving energy, electricity and increase of consumption of solar energy.
Capex	18.20%	25.17%	

2. Sustainable Sourcing

a. Does the entity have procedures in place for sustainable sourcing? (Yes/No) If yes, what percentage of inputs were sourced sustainably?

The company actively ensure sustainability measures in doing business with its suppliers, to support suppliers to identify, mitigate and manage their sustainability risks (including environmental, social human rights, modern slavery, and governance) However, at present, percentage of inputs sourced sustainably is not currently mapped for the company.

3. Processes in place to reclaim products for reuse, recycle, and safe disposal of products at the end of life for

a. Plastics ( Including Packaging ) b. E-Waste c. Hazardous waste d. other waste

Since, company is engaged in manufacturing steels pumps therefore utilization of recycled or reuse of products or materials is limited. The company's products reach end of life at varied time periods depending upon the use of the customer and working conditions and allied activities. Once the product reaches the end of life, some of them can be refurbished through other service centers.

4. Extended Producer Responsibility (EPR)

Whether Extended Producer Responsibility (EPR) is applicable to the entity's activities (Yes / No). If yes, is the waste collection plan in line with the Extended Producer Responsibility (EPR) plan submitted to Pollution Control Boards? If not, steps taken to address the same.

Extended Producer Responsibility (EPR) is not applicable to the company.

### Section C) Principle 3. Businesses should respect and promote the well-being of all employees, including those in their value chains.

1.

a. Details of measures for the well-being of employees

Category	% of employees covered by										
	Total A	Health Insurance		Accident insurance		Maternity Benefits		Paternity Benefits		Day Care Facilities	
		Number B	% (B/A)	Number C	% (C/A)	Number D	% (D/A)	Number E	% (E/A)	Number F	% (F/A)
<b>Permanent Employees</b>											
Male	522	513	98%	522	100%	NA	NA	NA	NA	NA	NA
Female	19	16	84%	19	100%	16	84%	NA	NA	NA	NA
Total	541	529	98%	541	100%	16	3%	NA	NA	NA	NA
<b>Other than permanent employees</b>											
Male	NA	NA	NA	NA	NA	NA	NA	NA	NA	NA	NA
Female	NA	NA	NA	NA	NA	NA	NA	NA	NA	NA	NA
Total	NA	NA	NA	NA	NA	NA	NA	NA	NA	NA	NA

b. Details of measures for the well-being of Workers

Category	% of workers covered by										
	Total A	Health Insurance		Accident insurance		Maternity Benefits		Paternity Benefits		Day Care Facilities	
		Number B	% (B/A)	Number C	% (C/A)	Number D	% (D/A)	Number E	% (E/A)	Number F	% (F/A)
<b>Permanent workers</b>											
Male	NA	NA	NA	NA	NA	NA	NA	NA	NA	NA	NA
Female	NA	NA	NA	NA	NA	NA	NA	NA	NA	NA	NA
Total	NA	NA	NA	NA	NA	NA	NA	NA	NA	NA	NA
<b>Other than permanent workers</b>											
Male	605	91	15%	605	100%	NA	NA	NA	NA	NA	NA
Female	20	6	30%	20	100%	NA	NA	NA	NA	NA	NA
Total	625	97	16%	625	100%	NA	NA	NA	NA	NA	NA

2. Details of retirement benefits, for current FY and previous financial year

Benefits	FY 2023			FY 2022		
	Number of employees covered as % of total employees	Number of Workers covered as % of total employees	Deducted and deposited with the authority (Y/N/N.A)	Number of employees covered as % of total employees	Number of Workers covered as % of total employees	Deducted and deposited with the authority (Y/N/N.A)
PF	100%	100%	Y	100%	100%	Y
Gratuity	85%	15%	N.A	85%	15%	N.A
ESI	2%	1%	Y	4%	1%	Y
Others – specify	N.A	N.A	N.A	N.A	N.A	N.A

3. Accessibility of workplaces

Are the premises/offices of the entity accessible to differently-abled employees and workers, as per the requirements of the Rights of Persons with Disabilities Act, 2016? If not, whether anthe entity is taking any steps this regard.

Yes all our premises offices are accessible to differently abled.

4. Does the entity have an equal opportunity policy as per the Rights of Persons with Disabilities Act, 2016? If so, a web-link to the policy.

The company doesn't have an explicit policy exclusively focused on the Rights of Persons with Disabilities Act. However, it's important to note that the company maintains a non-discriminatory stance towards individuals with disabilities. The company is committed to providing equal opportunities to all individuals, ensuring that considerations of experience and qualifications take precedence in its approach.

5. Return to work and Retention rates of permanent employees and workers that took parental leave.

Gender	Permanent Employees		Permanent Workers	
	Return to work Rate	Retention Rate	Return to work Rate	Retention rate
Male	Nil	Nil	Nil	Nil
Female	Nil	Nil	Nil	Nil
Total	Nil	Nil	Nil	Nil

6. Is there a mechanism available to receive and redress grievances for the following categories of employees and worker? If yes, give details of the mechanism in brief.

Particulars	Yes/No ( if yes then give details of the mechanism in brief )
Permanent Workers	Yes*
Other than Permanent Workers	Nil
Permanent Employees	Yes*
Other than permanent Employees	Nil

\* Shakti Pumps maintains a robust Human Rights grievances mechanism, offering employees a confidential platform to report concerns. This ensures a safe environment, swift resolution, and upholds the company's commitment to respecting and safeguarding human rights.

7. Membership of employees and worker in association(s) or Unions recognised by the listed entity:

Category	FY2023			FY2022		
	Total employees /workers in respective category (A)	Total employees/ workers in respective category, who are part of association (s) or Union (s)	% B/A	Total employees /workers in respective category (A)	Total employees/ workers in respective category, who are part of association (s) or Union (s)	% B/A
<b>Total Permanent Employees</b>						
Male	0	0		0	0	
Female	0	00		0	0	
<b>Total Permanent Workers</b>						
Male	0	0		0	0	
Female	0	0		0	0	

## 8. Details of Training imparted to the employees and workers on health &amp; safety measures and on skill upgradation.

Category	FY2023					FY2022				
	Total (A)	On health and safety Measures		On skill upgradation		Total (D)	On health and safety Measures		On skill upgradation	
		NO. B	% (B/A)	No.C	% (C/A)		No.(E)	% (E/D)	No.(F)	%(F/D)
<b>Employees</b>										
Male	269	189	70.2	171	63.56	246	191	77.64	159	64.63
Female	11	7	63.63	7	63.63	6	5	83.33	4	66.66
Total	280	196	70	178	63	252	196	77	163	64
<b>Workers</b>										
Male	718	630	87.74	457	63.64	700	383	54.71	487	69.57
Female	2	2	100	2	100	2	2	100	2	100
Total	720	632	87	459	63	702	385	54	489	69

## 9. Details of performance and career development reviews of employees and workers:

Category	FY2023			FY2022		
	Total (A)	No.(B)	% (B/A)	Total C	No.(D)	% (D/C)
<b>Employees</b>						
Male	526	280	53.23	646	321	49.69
Female	21	8	38.10	26	8	30.77
Total	547	288	52.65	672	329	48.96
<b>Workers</b>						
Male	663	120	18.10	666	128	19.22
Female	17	2	11.76	17	2	11.06
Total	680	122	17.94	683	130	19.03

## 10. Health and safety management system

- a. Whether an occupational health and safety management system has been implemented by the entity? (Yes/ No). If yes, the coverage such system?

Yes, our manufacturing plants are ISO 45001:2018 certified (Occupational Health and Safety Management System Standard). Our continuous efforts focus on ensuring a safe working environment for all employees and workers. This is achieved through regular audits aimed at identifying and monitoring safety-related incidents.

- b. What are the processes used to identify work-related hazards and assess risks on a routine and non-routine basis by the entity? (Safety Audit & HIRA)

Through Hazard Identification and Risk Assessment (HIRA), company on regular basis identify work-related hazards. Trained professionals conduct regular audits for identifying the potential work-related hazards across operating locations. Employees and workers are encouraged to report the near miss cases through safety committees and other channels. The Link of the HIRA Policy is [https://www.shaktipumps.com/policies\\_programmes/Procedure\\_for\\_Hazard\\_Identification\\_and\\_Risk\\_Assessment\\_Issue.php](https://www.shaktipumps.com/policies_programmes/Procedure_for_Hazard_Identification_and_Risk_Assessment_Issue.php).

- c. Whether you have processes for workers to report the work related hazards and to remove themselves from such risks. (Y/N)

Yes, as the Company is ISO 45001: 2018 Management System certified and has proper process in place to report any Unsafe act/condition/near miss in place and workers have direct access for reporting any work-related hazards to reporting authority and/or to the plant manager, as applicable.

- d. Do the employees/ worker of the entity have access to non-occupational medical and healthcare services? (Yes/ No)

Yes company facilitate the accessibility of non-occupational health services to our workers through medical health check-ups. Our employees can avail financial assistance through medical claims. The company has appointed doctor, who provides

general healthcare services on weekly basis to all employees.

11. Details of safety related incidents

Safety Incident / Number	Category	FY2023	FY2022
Lost Time Injury Frequency Rate (LTIFR) Per One million -person hours worked	Employees	0	0
	Workers	0	0
Total recordable work-related injuries	Employees	1	0
	Workers	2	3
No of fatalities	Employees	0	0
	Workers	0	0
High consequence work-related injury or ill-health (excluding fatalities)	Employees	0	0
	Workers	0	0

12. Measures taken by the entity to ensure a safe and healthy work place.

Shakti Pumps is dedicated to fostering a secure and healthy work environment for all its employees. The company has implemented a range of robust safety and health initiatives to ensure the well-being of its workforce. These initiatives encompass stringent adherence to occupational health and safety regulations, regular training sessions to educate employees about best practices and emergency protocols, and the provision of personal protective equipment (PPE) where necessary. Shakti Pumps also maintains a proactive approach towards identifying and mitigating potential hazards within its operations, conducting regular safety audits and risk assessments. The company actively promotes a culture of safety consciousness, encouraging all employees to actively participate in creating a secure workplace. By prioritizing safety and health, Shakti Pumps not only safeguards its employees but also cultivates a positive and motivated workforce that is instrumental in driving the company's overall success.

13. Number of complaints made by employees and workers

	FY2023			FY2022		
	Filed during the year	Pending resolutions at the end of the year	Remarks	Filed during the year	Pending resolutions at the end of the year	Remarks
Working Conditions	0	0	0	0	0	0
Health & Safety	3	3	All the complaints has been resolved in timely manner.	3	3	All the complaints has been resolved in timely manner

14. Assessments for the year

Particulars	% of plants and offices that were assessed (By entity or statutory authorities or third parties)
Health and safety practices	100% through ISO audit
Working Conditions	100% through ISO audit

15. Details of any corrective action taken or underway to address safety-related incidents (if any) and on significant risks / concerns arising from assessments of health & safety practices and working conditions.

No significant risks or concerns were identified during the assessments of health & safety practices and working conditions during the year.

### Section C) Principle 4. Businesses should respect the interests of and be responsive to all its stakeholders.

#### Essential Indicators:

#### 1. Process for identification of key stakeholders

At Shakti Pumps, the process of identifying stakeholders is a systematic and inclusive approach. It involves engaging with various internal and external parties that have a vested interest in the company's activities and outcomes. Internally, this includes employees across departments and levels, as well as management and shareholders. Externally, stakeholders encompass customers, suppliers, local communities, regulatory bodies, and industry associations. By conducting surveys, feedback sessions, and consultations, Shakti Pumps ensures that it captures diverse perspectives and concerns. This process helps the company understand the broader impact of its operations and align its strategies with the needs and expectations of its stakeholders, fostering transparent communication and sustainable growth.

#### 2. Key stakeholder groups

	Whether identified as Vulnerable & Marginalized Group (Yes/No)	Channels of communication (Email, SMS, Newspaper, Pamphlets, Advertisement, Community Meetings, Notice Board, Website), Other	Frequency of engagement (Annually/ Half yearly/ Quarterly / others – please specify)	Purpose and scope of engagement including key topics and concerns raised during such engagement
Customers	No	One to one, email, advertisements, education initiatives and product brochures	Regular	Responsible usage of pumps, Maintenance and technical details
Society	Yes	One to One	Based on Requirements	CSR
Employees	No	One to one, Email, Circulars, Notice Boards, Phone and messages	Regular	Performance, Concerns, complaints and training related updates
Regulatory Bodies	No	One to one, letters, emails	Based on Requirements	Regulatory and compliance related topics
Investors	No	Annual General Meeting (AGM), Investors Meet, Newsletter, Forum Meetings, Website, & Press Release (PR)	Regular	Update on company's financial performance, company's strategy, growth prospects, potential opportunities & risks events that may have impact on company's performance.

## Section C) Principle 5. Businesses should respect and promote human rights

### Essential Indicators

#### 1. Training on human rights issues and policies

Category	FY2023			FY2022		
	Total (A)	Number of employees and workers covered (B)	% (B/A)	Total (C)	Number of employees and workers covered (D)	% (D/C)
<b>Employees</b>						
Permanent	NA	NA	NA	NA	NA	NA
Other than Permanent	NA	NA	NA	NA	NA	NA
Total Employees	NA	NA	NA	NA	NA	NA
<b>Workers</b>						
Permanent	NA	NA	NA	NA	NA	NA
Other than permanent	NA	NA	NA	NA	NA	NA
Total Workers	NA	NA	NA	NA	NA	NA

#### 2. Details of minimum wages paid to employees and workers, in the following format

Category	FY2023					FY2022				
	Total (A)	Equal to Minimum Wage		More than Minimum Wage		Total (D)	Equal Minimum Wage		More than minimum wage	
		No.(B)	%(B/A)	No.(C)	%(C/A)		No.(E)	%(E/D)	No.(F)	%(F/D)
<b>Employees</b>										
Permanent	551	0	0	551	100%	422	0	0	422	100%
Male	530	0	0	530	100%	408	0	0	408	100%
Female	21	0	0	21	100%	14	0	0	14	100%
Other than Permanent	4 (ESS)	0	0	4 (ESS)	100%	0	0	0	0	0
Male	3	0	0	3	100%	0	0	0	0	0
Female	1	0	0	1	100%	0	0	0	0	0
<b>Workers</b>										
Permanent	79	0	0	79	100%	81	0	0	81	100%
Male	77	0	0	77	100%	79	0	0	79	100%
Female	2	0	0	2	100%	2	0	0	2	100%
Other than Permanent	341	0	0	341	100%	402	0	0	402	100%
Male	339	0	0	339	100%	402	0	0	402	100%
Female	2	0	0	2	100%	0	0	0	0	100%

## 3. Details of remuneration/ salary/ wages (including differently abled):

Category	Number	Male	Number	Female
		Median remuneration/ salary/wages of respective category		Median remuneration/ salary/wages of respective category
Board of Directors	5	Refer Directors Report	1	Refer Directors Reports
Key Managerial Personal	4		0	
Employees other than BoD and KMP	419	40673	16	21100
Workers	86	30714	2	22250

## 4. Focal point (Individual/ Committee) responsible for addressing human rights impacts or issues caused or contributed to by the business? (Yes/No)

Yes, The Head of Human Resources Department of the company is responsible for addressing human rights impacts or issues caused or contributed to by the business

## 5. Describe the internal mechanisms in place to redress grievances related to human rights issues.

Shakti Pumps maintains a robust Human Rights grievances mechanism, offering employees a confidential platform to report concerns. This ensures a safe environment, swift resolution, and upholds the company's commitment to respecting and safeguarding human rights.

## 6. Disclosure of complaints made by employees and workers on sexual harassment, discrimination at workplace, Child Labour, Forced Labour/Involuntary Labour, Wages or other human rights related issues.

Category	FY2023			FY2022		
	Filed during the day	Pending Resolution at the end of the year	Remarks	Filed During the Year	Pending Resolution at the end of the year	Remarks
Sexual Harassment	NIL	NIL		NIL	NIL	
Discrimination at workplace	NIL	NIL		NIL	NIL	
Forced Labour/ Involuntary Labour	NIL	NIL		NIL	NIL	
Wages	NIL	NIL		NIL	NIL	
Other human right related issues	NIL	NIL		NIL	NIL	

## 7. Mechanisms to prevent adverse consequences to the complainant in discrimination and harassment cases.

At Shakti Pumps, comprehensive mechanisms are in place to prevent adverse consequences for complainants in cases of discrimination and harassment. These mechanisms prioritize the confidentiality of the reporting process, allowing individuals to raise concerns without fear of retaliation. The company ensures that complaints are handled by impartial and skilled personnel, promoting fair investigations. Additionally, strict protocols are followed to maintain the privacy of all parties involved. Shakti Pumps also provides support and counseling services to complainants throughout the process, fostering a safe and supportive environment. These measures collectively underline the company's commitment to addressing such issues sensitively and effectively while safeguarding the well-being of all individuals involved.

## 8. Do human rights requirements form part of your business agreements and contracts? (Yes/No)

Yes



9. Assessments of the year

Category	% of plants and offices that were assessed by the entity or by the statutory authorities or third parties
Child Labour	
Forced/Involuntary Labour	
Sexual harassment	100%
Discrimination at workplace	
Wages	
Others – please specify	

10. Details of any corrective actions taken or underway to address significant risks / concerns arising from the assessments at Question 9 above.

No significant risks/concerns were identified as a part of the assessments undertaken therefore no corrective actions were taken.

**Section C) Principle 6. Businesses should respect and make efforts to protect and restore the environment.**

**Essential Indicators:**

1. Details of total energy consumption (in Joules or multiples) and energy intensity

Parameter	FY23	FY22
Total electricity consumption (A)	7,870,204,800,000	7,232,601,600,000
Total fuel consumption (B)	0.0001663063 & 1,601,434,001,601	0.0001702997 & 1,204,720,001,205
Energy consumption through other sources (C)	NA	NA
Total energy consumption (A+B+C)	9471638801601	1927980161205
Energy intensity per rupee of turnover (Total energy consumption/ turnover in rupees)	10.18164896502257	1.699123665488989

Any independent assessment/ evaluation/assurance has been carried out by an external agency? No

2. Sites / facilities identified as designated consumers (DCs) under the Performance, Achieve and Trade (PAT) Scheme of the Government of India? (Y/N)

Not applicable, as the company does not fall in the category of industries mandated under PAT scheme.

3. Details of the following disclosures related to water

Parameter	FY23	FY22
Water Withdrawal by Source ( In Kiloliters )		
(i) Surface water	NA	NA
(ii) Groundwater	NA	NA
(iii) Third party water	15629 KI	16351 KI
(iv) Seawater / desalinated water	NA	NA
(v) Others	-	-
<b>Total volume of water withdrawal (in kilolitres) (i + ii + iii + iv + v)</b>	<b>15629 KI</b>	<b>16351 KI</b>
Total volume of water consumption (in kilolitres)	15629 KI	16351 KI
Water intensity per rupee of turnover (Water consumed / turnover)	1.68	1.44

Indicate if any independent assessment/ evaluation/assurance has been carried out by an external agency? (Y/N)

No

## 4. Mechanism for Zero Liquid Discharge? If yes, details of its coverage and implementation.

The company is continuously making various efforts to to minimize its water consumption and reduce its dependence on fresh water. All sewage generated in the Company's facilities is treated in the in-house sewage treatment plants and the recycled water is used for garden irrigation, Heating Ventilation and Air Conditioning (HVAC) and toilet flushing purposes etc.

## 5. Details of air emissions (other than GHG emissions) by the entity

Parameter	Please specify unit	FY23	FY22
NO <sub>x</sub> (NO <sub>2</sub> )	µg/m <sup>3</sup>	25.8	14.58
Sox (SO <sub>2</sub> )	µg/m <sup>3</sup>	10.9	8.37
Particulate Matter (PM <sub>10</sub> )	µg/m <sup>3</sup>	80.35	69.2
Persistent organic pollutants (POP)	NA	NA	NA
Volatile organic compounds (VOC)	NA	NA	NA
Hazardous air pollutants (HAP)	NA	NA	NA
Others – please specify	NA	NA	NA

Independent assessment/ evaluation/assurance has been carried out by an external agency? (Y/N)

No

## 6. Details of greenhouse gas emissions (Scope 1 and Scope 2 emissions) &amp; their intensity

Parameter	Unit	FY23	FY22
<b>Total Scope 1 emissions</b> (Break-up of the GHG into CO <sub>2</sub> , CH <sub>4</sub> , N <sub>2</sub> O, HFCs, PFCs, SF <sub>6</sub> , NF <sub>3</sub> , if available)	Metric tonnes of CO <sub>2</sub> equivalent	NA	NA
<b>Total Scope 2 emissions</b> (Break-up of the GHG into CO <sub>2</sub> , CH <sub>4</sub> , N <sub>2</sub> O, HFCs, PFCs, SF <sub>6</sub> , NF <sub>3</sub> , if available)	Metric tonnes of CO <sub>2</sub> equivalent	NA	NA
Total Scope 1 and Scope 2 emissions per rupee of turnover	NA	NA	NA
<b>Total Scope 1 and Scope 2 emission intensity</b> (optional) – the relevant metric may be selected by the entity	NA	NA	NA

Independent assessment/ evaluation/assurance has been carried out by an external agency? (Y/N)

Nil

## 7. Project related to reducing Green House Gas emission? If yes, details.

Not applicable as company has nil Green House Gas emission.

## 8. Details of waste generated, re-cycled re-used and disposed off

Parameter	FY23	FY22
Total Waste generated (in metric tonnes)		
Plastic waste ( A)		
E-waste ( B)	3.2 MT	1.50 MT
Bio-medical waste ( C)	0.0025 MT	0.0026 MT
Construction and demolition waste (D)	Nil	nil
Battery waste (E)		
Radioactive waste (F)	Nil	Nil
Other Hazardous waste (G)	Nil	Nil
Other Non-hazardous waste generated (H) (Break-up by composition i.e by materials relevant to the sector)		
Total ( A+B+C+D+E+F+Gg+H)	3.2025 MT	1.5026 MT

For each category of waste generated, total waste recovered through recycling, re-using or other recovery operations (in metric tonnes)

Category of waste	
i.Re-cycled	
ii.Re-used	
iii.Other recovery operations	Sent to authorized third party
Total	

For each category of waste generated, total waste disposed by nature of disposal method (in metric tonnes)

Category of Waste	
i.Incineration	
ii.Landfilling	
iii.Other disposal operations	Sent to authorized third party
Total	

Independent assessment/ evaluation/assurance has been carried out by an external agency? (Y/N)

No

9. Details of waste management practices, strategy adopted by the company to reduce usage of hazardous and toxic chemicals in our products and processes and the practices adopted to manage such wastes

Company is ISO 14001:2015 Management System Standard certified and we have dedicated procedures that align with ISO requirements and statutory obligations. Our waste management approach involves comprehensive monitoring of hazardous and non-hazardous waste generation streams at each plant. Waste is segregated and stored separately in designated waste management sheds. Disposal of waste follows the prescribed conditions set by the State Pollution Control Board.

10. Operations/offices if any in/around ecologically sensitive areas (such as national parks, wildlife sanctuaries, biosphere reserves, wetlands, biodiversity hotspots, forests, coastal regulation zones etc.) where environmental approvals / clearances are required.

None of our units or offices are in ecologically sensitive areas.

11. Details of environmental impact assessments (EIA) of projects undertaken by the entity based on applicable laws, in the current financial year:

Name and brief details of project	EIA Notification No.	Date	Whether conducted by independent external agency (Yes / No)	Results communicated in public domain (Yes / No)	Relevant Web Link
-----------------------------------	----------------------	------	---	--	-------------------

Nil

12. Compliance with the applicable environmental law/ regulations/ guidelines in India; such as the Water (Prevention and Control of Pollution) Act, Air (Prevention and Control of Pollution) Act, Environment protection act and rules thereunder (Y/N).

Yes, the Company is fully compliant with the applicable environmental law/ regulations/ guidelines in India; such as the Water (Prevention and Control of Pollution) Act, Air (Prevention and Control of Pollution) Act, Environment protection act and rules thereunder.

If not, details of all such non-compliances, in the following format

SL No	Law / regulation / guidelines which was not complied with	Details of the non-compliance	Any fines / penalties / action taken by regulatory agencies such as pollution control boards or by courts	Corrective action taken, if any
-------	---	-------------------------------	---	---------------------------------

Nil

### Section C) Principle 7. Businesses, when engaging in influencing public and regulatory policy, should do so in a manner that is responsible and transparent.

#### Essential Indicators

- 1 a. Number of affiliations with trade and industry chambers/associations.: 3
- b. List the top 10 trade and industry chambers/associations ( determined based on the total members of such body ) the entity is a member of /affiliated to

SL No	Name of the trade industry chambers/associations	The reach of trade and industry chambers/associations (State/National)
1	Indian Pumps Manufacturers' Association (IPMA)	National
2	Madhya Pradesh Chamber of Commerce Industries and Agriculture (MCCIA)	State
3	Confederation of Indian Industry	National

2. Details of corrective action taken or underway on any issues related to anticompetitive conduct by the entity, based on adverse orders from regular authorities.

None of the corrective action taken on any issues relating to anticompetitive conduct as no order has been received from any authorities.

Name of authority	Brief of the case	Corrective actions taken
Nil		

### Section C) Principle 8. Businesses should promote inclusive growth and equitable development

#### Essential Indicators

1. Details of social impact assessments ( SIA ) of projects undertaken by the entity based on applicable laws, in the current financial year.

Name and brief details of the project	SIA notification No.	Date of notification	Whether conducted by an Independent external agency ( Yes/No)	Results communicated in public domain (Yes/ No)	Relevant weblink
Nil					

2. Information on project (s) for which ongoing rehabilitation and resettlement ( R&R) is being undertaken by the entity

SL No	Name of project for which R&R is ongoing	State	District	No. of project-affected families	% of PAFs covered by R&R	Amount paid to PAFs in FY23
Nil						

3. Mechanisms to receive and redress grievances of the community

Shakti Pumps has established effective mechanisms for receiving and redressing grievances from the community. The company maintains open channels of communication, including dedicated helplines, email contacts, and community engagement sessions. Grievances are thoroughly documented, ensuring a transparent process. The grievances are then reviewed by a specialized team that investigates and assesses each concern. Shakti Pumps is committed to addressing grievances promptly, taking corrective actions as necessary. Regular feedback loops are established to keep the community informed about the progress of their grievances. This proactive approach underscores the company's dedication to maintaining positive relationships with the community it serves.

4. Percentage of input material (inputs to total inputs by value) sourced from suppliers

Particulars	FY23	FY22
Directly sourced from MSMEs/small producers	Shakti Pumps (India) Limited procures its input material from various suppliers including MSME and others from Dhar and other district within India.	
Sourced directly from within the district and neighboring districts		

## Section C) Principle 9. Businesses should engage with and provide value to their consumers in a responsible manner

### Essential Indicators

- Describe the mechanism in place to receive and respond to consumer complaints and feedback

The Company's service policy is aimed at ensuring proper and timely services to its customers across the country. It is committed to achieving complete customer satisfaction with excellence in service quality and support. The quality of service and service accessibility are steadily improving with the setting up of new branches and service centers thanks to the growth strategies being adopted by the company from time to time.

Company has a total of 266 authorized service centers pan India dealing with any customer complaints effectively within the stipulated time frame. Proper training is given to Service Engineers at service centers to handle various models of "Shakti" brand pumps and motors with focus on customer care. The service centers maintain essential stock of all critical spare parts to meet any spares requirements.

- Turnover of products and /services as a percentage of turnover from all products/service that carry information about

Particulars	As a % of total turnover
Environmental and social parameters relevant to the product	100%
Safe and responsible usage	100%
Recycling and/or safe disposal	None of the company's products are harmful to environment. thus information of its recycling and/or safe disposal is not required.

- Number of consumer complaints in respect of the following

Particulars	FY2023		Remarks	FY2022		Remarks
	Received during the year	Pending resolution at end of year		Received during the year	Pending resolution at end of year	
Data Privacy	Nil	Nil		Nil	Nil	
Advertising	Nil	Nil		Nil	Nil	
Cyber-security	Nil	Nil		Nil	Nil	
Delivery of essential services	Nil	Nil		Nil	Nil	
Restrictive Trade Practices	Nil	Nil		Nil	Nil	
Unfair Trade Practices	Nil	Nil		Nil	Nil	
Other	Nil	Nil		Nil	Nil	

- Details of instances of product recalls on account of safety issues:

Particulars	Number	Reasons for recall
Voluntary recalls	0	Nil
Forced recalls	0	Nil

- The company's Policy relating to Cyber security and risks related to data privacy can be access through [https://www.shaktipumps.com/policies\\_programmes/Data\\_Privacy\\_policy\\_SPIL.php](https://www.shaktipumps.com/policies_programmes/Data_Privacy_policy_SPIL.php)
- Details of any corrective actions taken or underway on issues relating to advertising, and delivery of essential services; cyber security and data privacy of customers; re-occurrence of instances of product recalls; penalty / action taken by regulatory authorities on safety of products / services.

No corrective actions were taken as company has not received any complaints.

# Report on Corporate Governance

## 1. Company's Philosophy on Corporate Governance

Corporate governance is about commitment to values and ethical business conduct. It is about how an organization is managed. Timely and accurate disclosure of information regarding the financial situation, performance, ownership and management of the Company is an important part of corporate governance.

The Company has always been committed to the principles of good corporate governance.

The Company is in compliance with the requirements stipulated under Regulation 17 to 27 read with Schedule V and clauses (b) to (i) of sub-regulation (2) of Regulation 46 of Securities and Exchange Board of India (Listing Obligations and Disclosure Requirements) Regulations, 2015, hereinafter called "the Listing Regulations" as applicable, with regard to corporate governance and also the Guidance Note on Board Evaluation as prescribed by the Securities and Exchange Board of India (SEBI).

A Report on compliance with the principles of Corporate Governance as prescribed by the Securities and Exchange Board of India (SEBI) in SEBI (Listing Obligations and Disclosure Requirements) Regulations, 2015 (hereinafter referred to as "SEBI Listing Regulations") is given below:

## 2. Board of Directors: -

The Board of Directors ("Board") is responsible for the strategic supervision and overseeing the management performance and governance of the Company on behalf of the Members and other stakeholders. The Board sets out the overall corporate objectives and provides direction and independence to the management to achieve these objectives for value creation through sustained growth. The Board seeks accountability of the management in creating long-term sustainable growth to

ensure that the aspirations of stakeholders are fulfilled. It also sets out standards of corporate behavior and ensures compliance with laws and regulations impacting the Company's business. The primary role of the Board is that of trusteeship to protect and to enhance shareholder value. As trustees, the Board has a fiduciary responsibility to ensure that the Company has clear goals aligned to shareholder value.

- **Composition of Board: -**

The Board of Directors consists of 2 Promoter Executive Directors, 1 Executive Director and 3 Independent Non-Executive Directors. The Chairman of the Board is an Executive Director. Out of six total Directors, Three are Non- executive Independent Director and One of them is Women Independent Director. Hence the composition of the Board is in conformity with Regulation 17(1) (b) of the SEBI (Listing Obligations and Disclosure Requirements) Regulations, 2015 read with Section 149 and 152 of the Act. The composition of the Board represents an optimal mix of professionalism, knowledge and experience and enables the Board to discharge its responsibilities productively and provide effective leadership to the Company.

- **Number of Board Meetings held and the dates of the Board Meetings**

Four (4) Board Meetings were held during the financial year ended 31<sup>st</sup> March, 2023 on 2<sup>nd</sup> May, 2022, 14<sup>th</sup> July, 2022, 11<sup>th</sup> November, 2022 and 20<sup>th</sup> January, 2023. The time gap between any two meetings was not exceeding one hundred and twenty days.

- **Details of composition and category of Directors, attendance at the Board Meetings, Annual General Meeting and shareholding of each Director as on 31<sup>st</sup> March, 2023:**

Name of Directors	Category of Directorship	No. of Board Meetings held & attended during the financial year	Attendance at the last AGM	Number of shares held in the Company
Mr. Dinesh Patidar	Executive	4 out of 4	Yes	3768100
Mr. Sunil Patidar	Executive	3 out of 4	Yes	1562200
Mr. Ramesh Patidar	Executive	4 out of 4	Yes	76848
Mr. Navin Sunderlal Patwa	Independent	4 out of 4	Yes	--
Mrs. Nishtha Neema	Independent	4 out of 4	Yes	--
Mr. Keyur Bipinchandra Thaker	Independent	4 out of 4	Yes	--

- **Number of other board of directors or committees in which a Director is a director/member/chairperson\***

Name of the Directors	No. of Directorship	No. of Committee Membership(s)		No. of Committee Chairmanships	
		All Committees	Only Audit & Stakeholders Relationship Committee	All Committees	Only Audit & Stakeholders Relationship Committee
Mr. Dinesh Patidar	3	2	-	-	-
Mr. Sunil Patidar	2	-	-	-	-
Mr. Ramesh Patidar	2	-	-	1	-
Mr. Navin Sunderlal Patwa	-	-	-	-	-
Mrs. Nishtha Neema	-	-	-	-	-
Mr. Keyur Bipinchandra Thaker	-	-	-	-	-

\*Public limited companies.

- **Names of the listed entities where the person is a director and the category of directorship**

None of the director of the company holds any directorship in the listed entity.

- **Disclosure of relationships between directors inter-se**

Mr. Dinesh Patidar, Chairman & Whole time Director is a brother of Mr. Sunil Patidar, Executive Director of the company. None of the other Directors are related to each other.

- **Director's Induction and Familiarization Programmes for Independent Directors.**

The Board Familiarization program comprises of the following:-

- Induction program for new Independent Directors.
- Immersion sessions for new Independent Directors.
- Strategy session

All new Independent Directors are taken through detail induction and familiarization program when they join the board of your company. The Induction program is an exhaustive one that covers the history and culture of Shakti background of the Company and its growth over the last several decades, various milestones in the companies' existence since its incorporation, the present structure and an overview of businesses and functions.

As a part of the induction sessions, the Managing Director provides an overview of the organization, its history, values, culture and purpose. The Business and Functional Heads take the Independent directors through their respective businesses and functions. The Independent Directors are also inducted through Factory and Market visits to understand the operation of the Company. The Independent Directors are also exposed to the Constitution, board procedures, matters reserved for the Board and major risks facing the Business and mitigation programs. The Independent Directors are also made aware of their roles and responsibility at the time of their appointment and a detailed letter of appointment is issued to them.

- **Confirmation on the independence of the Independent Directors**

The Board of Directors hereby confirms that in their opinion, the Independent Directors fulfill the conditions specified in the SEBI Listing Regulations, 2015 and are Independent to the Management.

- **Matrix setting out the skills/expertise/competence of the board of directors**

Board Membership Criteria and list of core skills / expertise / competencies identified in the context of the business:-

The Board of Directors are collectively responsible for selection of a member on the Board. The Nomination and Remuneration Committee of the Company follows a defined criterion for identifying, screening, recruiting and recommending candidates for election as a Director on the Board. The criteria for appointment to the Board include: -

- o composition of the Board, which is commensurate with the size of the Company, its portfolio, geographical spread and its status as a listed Company;
- o desired age and diversity on the Board;
- o size of the Board with optimal balance of skills and experience and balance of Executive and Non-Executive Directors consistent with the requirements of law;
- o professional qualifications, expertise and experience in specific area of relevance to the Company;
- o balance of skills and expertise in view of the objectives and activities of the Company;
- o avoidance of any present or potential conflict of interest;
- o availability of time and other commitments for proper performance of duties;
- o personal characteristics being in line with the Company's values, such as integrity, honesty, transparency, pioneering mindset.

In terms of requirement of Listing Regulations, the Board has identified the following skills/expertise/competencies of the Directors as given below:-

Skills and its description	Dinesh Patidar	Sunil Patidar	Ramesh Patidar	Navin Sunderlal Patwa	Keyur Bipinchandra Thaker	Nishtha Neema
<b>Leadership experience of running large enterprise –</b> Experience in leading well-governed large Organizations, with an understanding of organizational systems and processes complex business and regulatory environment, strategic planning and risk management, understanding of emerging local and global trends and management of accountability and performance.	√	√		√		
<b>Experience of crafting Business Strategies –</b> Experience in developing long-term strategies to grow consumers consistently, profitably, competitively and in a sustainable manner in diverse business environments and changing economic conditions.	√	√	√		√	
<b>Understanding of Consumer and Customer Insights in diverse environments and conditions –</b> Experience of having managed organizations with large consumer / customer interface in diverse business environments and economic conditions which helps in leveraging consumer insights for business benefits.	√	√	√	√		
<b>Finance and Accounting Experience –</b> Leadership experience in handling financial management of a large organization along with an understanding of accounting and financial statements.	√			√	√	√
<b>Experience in overseeing large and complex Supply Chain –</b> Experience in overseeing large and complex supply chain operations, management of innovations, understanding of emerging technologies including digital information technologies and their disruptive impact.	√	√	√			
<b>Understanding use of Digital / Information Technology across the Markets</b> Understanding the use of digital / Information Technology across the markets, ability to anticipate technological driven changes & disruption impacting business and appreciation of the need of cyber security and controls across the organization.	√			√		√
<b>Experience of large companies and understanding of the changing regulatory landscape -</b> Experience of having served in large public companies in diverse industries to provide Board oversight to all dimensions of business and Board accountability, high governance standards with an understanding of changing regulatory framework.	√	√	√		√	



### Committees of the Board: -

The Board Committees play a crucial role in the governance structure of the Company and have been constituted to deal with specific areas/activities as mandated by applicable regulation; which concern the Company and need a closer review. The Board Committees are set up under the formal approval of the Board to carry out clearly defined roles which are considered to be performed by Members of the Board, as part of good governance practices. The Chairman of the respective Committee informs the Board about the summary of the discussions held in the Committee Meetings. The minutes of the meeting of all Committees are placed before the Board for review. The Board Committees can request special invitees to join the meeting, as appropriate.

During the year, all recommendations of the Committees of the Board have been accepted by the Board.

Committees of the Board and other related information are provided hereunder: -

- **Meetings and attendance during the financial year**

During the financial year ended March 31, 2023, Four (4) meetings of the Audit Committee were held on 2<sup>nd</sup> May, 2022, 14<sup>th</sup> July, 2022, 11<sup>th</sup> November, 2022 and 20<sup>th</sup> January, 2023.

The attendance of each member of the Audit Committee is given below:-

Name of the Director	Category	Number of meetings during the year 2022-23	
		Held	Attended
Mrs. Nishtha Neema	Independent Director	4	4
Mr. Navin Sunderlal Patwa	Independent Director	4	4
Mr. Dinesh Patidar	Executive Director	4	4

### 4. Nomination and Remuneration Committee: -

- **Composition, Name of Chairman and Members & Terms of Reference**

The Company has constituted Nomination and Remuneration Committee, as per the requirement of Section 178 of the Companies Act, 2013. The terms of reference of the Committee cover the matters specified for Nomination and Remuneration Committee under the SEBI Listing Regulations, 2015 and the Act.

The Committee comprises of Three (3) members namely, Mr. Navin Sunderlal Patwa, Mr. Keyur Bipinchandra Thaker and Mrs. Nishtha Neema all are Independent Directors. Mr. Navin Sunderlal Patwa, Chairman of Nomination and Remuneration Committee was present at the last Annual General Meeting held on 29<sup>th</sup> September, 2022.

- **Meetings and attendance during the financial year**

During the financial year ended March 31, 2023, One (1) Meeting was held during the year i.e. 14<sup>th</sup> July, 2022

The attendance of each member of the Nomination and Remuneration Committee is given below:

Name of the Director	Category	Number of Meetings during the Year 2022-23	
		Held	Attended
Mr. Navin Sunderlal Patwa	Independent Director	1	1
Mr. Keyur Bipinchandra Thaker	Independent Director	1	1
Mrs. Nishtha Neema	Independent Director	1	1

### 3. Audit Committee: -

- **Composition, Name of Chairman and Members & Terms of Reference**

Audit committee is constituted according to the provisions of Regulation 18 of SEBI (Listing Obligations and Disclosure Requirements) Regulations, 2015 read with section 177 of the Companies Act, 2013. The terms of reference of the Committee cover the matters specified for Audit Committee under the SEBI Listing Regulations, 2015 and the Act. The Company's audit committee comprises of 3 Directors, out of which 2 are Non-Executive Independent Directors. All the members have adequate knowledge in the areas of finance and accounting. The committee takes advice and recommendations from all the departmental heads, internal auditor, and statutory auditors whenever required.

The Company Secretary of the Company acts as the Secretary to the audit committee. Mrs. Nishtha Neema, Chairman of Audit Committee was present at the last Annual General Meeting held on 29<sup>th</sup> September, 2022.

- **Performance Evaluation Criteria for Independent Directors**

The Nomination and Remuneration Committee has laid down the criteria for evaluation of the performance of Independent Directors which includes parameters like knowledge and skills, professional conduct, duties, role and functions, independence, etc.

## 5. Stakeholder Relationship Committee:-

- **Composition, Name of Chairman and Members & Terms of Reference**

The Company has constituted Stakeholder Relationship Committee which shall act in accordance with the prescribed provision of Section 178 of the Companies Act, 2013 the terms of reference of the Committee cover the matters specified for Stakeholders' Relationship Committee under the SEBI Listing Regulations, 2015 and the Act.

The Committee Comprises of Three (3) members namely Mr. Navin Sunderlal Patwa, Mr. Keyur Bipinchandra Thaker and Mrs. Nishtha Neema. Mr. Navin Sunderlal Patwa is the chairman of the committee.

No. of shareholders' complaints received during the financial year: Nil

No. of complaints not solved to the satisfaction of shareholders: Nil

No. of pending complaints: Nil

- **Meetings and attendance during the financial year**

During the financial year ended March 31, 2023, One (1) Meeting was held during the year i.e. 11<sup>th</sup> November, 2022.

The attendance of each member of the Stakeholders Relationship Committee is given below:

Name of Member	Category	Number of Meetings during the Year 2022-23	
		Held	Attended
Mr. Navin Sunderlal Patwa	Independent Director	1	1
Mr. Keyur Bipinchandra Thaker	Independent Director	1	1
Mrs. Nishtha Neema	Independent Director	1	1

## 6. Risk Management Committee:

- **Composition, Name of Chairman and Members & Terms of Reference**

The Company has constituted Risk Management Committee which shall act in accordance with the prescribed provision of Regulation 21 of SEBI Listing Regulations. The committee Comprises of Three (3) members namely Mr. Dinesh Patidar, Mr. Navin Sunderlal Patwa and Mrs. Nishtha Neema. Mr. Dinesh Patidar is the chairman of the committee. The terms of reference of the Committee cover the matters specified for Risk Management Committee under the SEBI Listing Regulations, 2015.

- **Meetings and attendance during the financial year**

During the financial year ended March 31, 2023, Two (2) Meeting were held during the year i.e. 14<sup>th</sup> July, 2022 and 11<sup>th</sup> November, 2022.

The attendance of each member of the Risk Management Committee is given below:

Name of the Director/senior Management personnel	Category	Number of Meetings during the Year 2022-23	
		Held	Attended
Mr. Dinesh Patidar	Whole time Director	2	2
Mr. Navin Sunderlal Patwa	Independent Director	2	2
Mrs. Nishtha Neema	Independent Director	2	2

## 7. Corporate Social Responsibility Committee: -

- **Composition, Name of Chairman and Members & Terms of Reference**

The Corporate Social Responsibility (CSR) Committee has been constituted by the Board of Directors of the Company as per provision of section 135 of Companies Act, 2013 read with Corporate Social Responsibility (CSR) Rules, 2014. The Committee Comprises of 3 (Three) Members namely Mr. Keyur Bipinchandra Thaker, Mr. Navin Sunderlal Patwa and Mrs. Nishtha Neema. Mr. Keyur Bipinchandra Thaker is the chairman of the committee.

- **Meetings and attendance during the financial year**

During the financial year ended March 31, 2023, One (1) meeting was held during the year 14<sup>th</sup> July, 2022 the details are as follows: -

Name	Category	Number of Meetings during the Year 2022-23	
		Held	Attended
Mr. Keyur Bipinchandra Thaker	Independent Director	1	1
Mrs. Nishtha Neema	Independent Director	1	1
Mr. Navin Sunderlal Patwa	Independent Director	1	1

## 8. Details of Remuneration paid to Directors

The details of remuneration paid to the Directors for the financial year 2022-23 are given below:

Name	Category	Salary	Perquisites	Sitting fees
Mr. Dinesh Patidar	Executive	9,00,00,000	0	Nil
Mr. Sunil Patidar	Executive	12,00,000	61,500	Nil
Mr. Ramesh Patidar	Executive	44,34,000	86,640	Nil
Mr. Navin Sunderlal Patwa	Independent	Nil	Nil	2,00,000
Mrs. Nishtha Neema	Independent	Nil	Nil	2,00,000
Mr. Keyur Bipinchandra Thaker	Independent	Nil	Nil	2,00,000

## 9. General Body Meetings: -

- **The details of last three Annual General Meeting and Extra-Ordinary General Meeting are as follows: -**

Year	AGM/EGM	Date of AGM/EGM	Time	Venue
2019-20	AGM	September 29, 2020	12:30 P.M.	through video conferencing ("V.C./ other Audio Visual means)" "OAVM"
2020-21	AGM	September 29, 2021	12:30 P.M.	through video conferencing ("V.C./ other Audio Visual means)" "OAVM"
2021-22	AGM	September 29, 2022	01:00 P.M.	through video conferencing ("V.C./ other Audio Visual means)" "OAVM"

- **Special resolutions passed in the last three years Annual General Meetings: -**

25<sup>th</sup> Annual General Meeting held on September 29, 2020, One, Special Resolution was passed as Special resolution as mentioned hereunder: -

- o Re-appointment of Mrs. Nishtha Neema (DIN: 01743710) as an Independent Director.

26<sup>th</sup> Annual General Meeting held on September 29, 2021, Five, Special Resolutions was passed as Special resolution as mentioned hereunder:

- o Re-appointment of Mr. Dinesh Patidar (DIN: 00549552) as Managing Director.
- o Re-appointment of Mr. Ramesh Patidar (DIN: 009314317) as Whole Time Director.
- o Re-appointment of Mr. Sunil Patidar (DIN: 02561763) as Whole-Time Director.
- o Approval of Power to Borrow funds pursuant to the provisions of section 180(1)(c) of the Companies act, 2013, not exceeding Rs. 1000 Crores.
- o Approval of Power to create charge on the assets of the Company to secure Borrowings up to Rs. 1,000 Crores pursuant to section 180(1)(a) of the Companies act, 2013.

No Special Resolution was passed in the 27<sup>th</sup> Annual General Meeting held on September 29, 2022.

- Details of special resolution passed through postal ballot during the financial year 2022-23:- Nil

## 10. Means of Communications: -

- Quarterly Results: The quarterly financial results of the Company are sent to the Stock Exchange and then they are being published in the newspapers having wide coverage and are also displayed on the Company's website [www.shaktipumps.com](http://www.shaktipumps.com).
- Newspapers wherein results normally published: Are being published normally in at least one English language national daily newspaper circulating in the whole or substantially the whole of India and in one daily newspaper published in the language of the region i.e. Hindi daily newspaper.
- Website, where the results, official news releases and presentation made to institutional investors or analysts are displayed: [www.shaktipumps.com](http://www.shaktipumps.com)

## 11. General Shareholders Information: -

- (a) **Annual General Meeting to be held** (Day, date, time and venue)

Day	: Thursday
Date	: September 28, 2023
Time	: 01:00 P.M.
Venue	: Annual General Meeting through Video Conferencing /Other Audio Visual Means Facility Deemed Venue for Meeting: Plot No. 401, 402 & 413, Sector-III, Industrial Area, Pithampur, Dist.-Dhar (M.P).

- (b) **Financial Calendar 2022-23.**

- Financial Reporting for the Quarter ending June 30 2023:-On or before August 14, 2023.
- Financial Reporting for the Quarter ending September 30, 2023:-On or before November 14, 2023.
- Financial Reporting for the Quarter ending December 31, 2023:-On or before February 14, 2024.
- Financial Reporting for the Quarter ending March 31, 2024-On or before May 30, 2024.

- (c) **Book Closure Date:-**

From Friday, September 22, 2023, to Thursday, September 28, 2023, (both days inclusive) for the purpose of Annual General Meeting.

- (d) **Dividend Payment:**

Dividend, if declared will be paid on or after Tuesday October 3, 2023.

- (e) **Unclaimed Dividend: -**

Pursuant to the provisions of Section 124(5) of the Companies Act, 2013, if the dividend transferred to the Unpaid Dividend Account of the Company remains unpaid or unclaimed for a period of seven years from the date of such transfer then such unclaimed or unpaid dividend shall be transferred by the company to the Investor Education and Protection Fund ('the IEPF'), a fund established under sub-section (1) of section 125. The Company has sent intimation to all such shareholders who have not claimed their dividend for seven consecutive years. The details of unclaimed/unpaid dividend are also available on the website of the Company viz. [www.shaktipumps.com](http://www.shaktipumps.com) .

The Company has transferred all unpaid/unclaimed equity dividends up to the financial year 2014-15 to the Investor Education & Protection Fund (IEPF) established by the Central Government pursuant to Section 125 of Companies Act, 2013.

The Company has appointed a Nodal Officer and Deputy Nodal Officer under the provisions of IEPF, the details of which are available on the website of the Company at [www.shaktipumps.com](http://www.shaktipumps.com) .

- (f) **Listing Details: -**

Company's equity shares are listed on the following stock exchanges. The annual listing fee for the year 2023-24 has been paid to both these stock exchanges.

Name and Address of Stock Exchanges	Stock Code/ Symbol
BSE Limited (BSE)	
P.J. Towers, Dalal Street, Mumbai-400001	531431
National Stock Exchange of India Limited (NSE)	
"Exchange Plaza", Bandra-Kurla Complex, Bandra (E), Mumbai - 400 051.	SHAKTIPUMP

**ISIN Code: - INE908D01010.**

**Custodial fee:-** The Company has paid the custodial fee to the NSDL and CDSL for the Financial Year 2023-24.

**Corporate Identification Number (CIN):**  
-L29120MP1995PLC009327.

**Stock Market data:** A Market price data of the Company's shares traded on BSE Limited (BSE) and National Stock Exchange of India Limited (NSE) during the financial year 2022-23:-

Month - year	BSE		NSE	
	High Price	Low Price	High Price	Low Price
April - 2022	580.00	464.00	580.00	411.35
May - 2022	533.00	415.10	530.00	415.00
June - 2022	529.30	430.05	529.00	430.00
July - 2022	558.25	460.00	558.00	459.05
August - 2022	517.75	457.30	518.00	456.35
September - 2022	589.65	480.20	598.00	483.00
October - 2022	528.95	472.60	522.60	473.95
November - 2022	496.75	392.85	499.00	385.65
December - 2022	447.25	380.15	447.05	381.00
January - 2023	472.85	393.10	473.00	395.00
February - 2023	462.55	402.90	449.95	403.20
March - 2023	455.35	388.70	456.00	388.00

(g) **Registrar and Transfer agent: -**

**ADROIT CORPORATE SERVICES PRIVATE LIMITED**

17-20, Jafferbhoy Industrial Estate, 1<sup>st</sup> Floor, Makwana Road, Marol, Andheri (E), Mumbai-400059 (MH.), India

Phone No.:-022- 42270400

Email: [info@adroitcorporate.com](mailto:info@adroitcorporate.com).

(h) **Share transfer system: -**

All valid requests for transfer of equity shares in physical mode received for transfer at the office of the Registrar and Transfer Agents or at the Registered Office of the Company are processed and returned within a period of fifteen days from the date of receipt.

In terms of amended Regulation 40 of Listing Regulations w.e.f. 1<sup>st</sup> April, 2019, transfer of securities in physical form shall not be processed unless the securities are held in the demat mode with a Depository Participant. Further, with effect from 24<sup>th</sup> January, 2022, SEBI has made it mandatory for listed companies to issue securities in demat mode only while processing any investor service requests viz. issue of duplicate share certificates, exchange/sub-division/splitting/consolidation of securities, transmission/transposition of securities. Vide its Circular dated 25<sup>th</sup> January, 2022, SEBI has clarified that listed entities/RTAs shall now issue a Letter of Confirmation in lieu of the share certificate while processing any of the aforesaid investor service request

(i) **Shareholding as on March 31, 2023: -**

- Distribution of Shareholding as on March 31, 2023.

Range of equity shares held	No. of Shareholders	%	Number of Shares	Face Value per equity shares (in Rs.)	% of Shareholding
Up to-5000	41674	95.88	2574819	25748190.00	14.01
5001-10,000	897	2.06	689853	6898530.00	3.75
10,001-20,000	468	1.08	698280	6982800.00	3.80
20,001-30,000	163	0.38	403807	4038070.00	2.20
30,001-40,000	63	0.14	224907	2249070.00	1.22
40,001-50,000	52	0.12	239830	2398300.00	1.30
50,001-1,00,000	65	0.15	461782	4617820.00	2.51
1,00,000 and Above	83	0.19	13086878	130868780.00	71.20
<b>Total</b>	<b>43465</b>	<b>100.00</b>	<b>18380156</b>	<b>183801560.00</b>	<b>100.00</b>

- Categories of Shareholding as on March 31, 2023.

S.N.	Category	No. of Shares Held	% of Shareholding
<b>(A) Shareholding of Promoter &amp; Promoter Group</b>			
(1)	Indian	10318300	56.14
(2)	Foreign	-	-
<b>Total Shareholding of Promoter and Promoter Group</b>		<b>10318300</b>	<b>56.14</b>
<b>(B) Public Shareholding</b>			
(1)	Institutions	1142475	6.21
(2)	Non-institutions	6919381	37.65
<b>Total Public Shareholding</b>		<b>8061856</b>	<b>43.86</b>
<b>(C) Shares held by Custodians and against which Depository Receipts have been issued</b>			
(1)	Promoter and Promoter Group	-	-
(2)	Public	-	-
<b>Total (A) + (B) + (C)</b>		<b>18380156</b>	<b>100.00</b>

- Dematerialization of Shares March 31, 2023.

S.N.	Mode of Holding	No. of Shareholders	No. of Shares	% age
1	CDSL	28793	6982487	37.99
2	NSDL	14654	11369767	61.86
3	Physical	18	27902	0.15
<b>Total</b>		<b>43465</b>	<b>18380156</b>	<b>100.00</b>

99.85% of the Company's Paid-up Equity Share Capital is dematerialized as on 31<sup>st</sup> March, 2023. Trading in Equity Shares of the Company is permitted only in dematerialized form.

(j) **Plant Location: -**

Main Unit: Plot No. 401, 402 & 413 Sector III, Industrial Area Pithampur Dist. Dhar (M.P.) 454774

SEZ Address: Plot No. F-14 & 15 Phase-I Sector No.3 Special Economic Zone Pithampur Dist. Dhar (M.P.) 454774

(k) **Address for correspondence: -**

The Shareholder may address their communication/ suggestions/grievances/queries to: -

**The Company Secretary**

Shakti Pumps (India) Limited  
Plot No. 401, 402, 413, Sector III, Industrial Area  
Pithampur Dist. Dhar- M.P.-454774  
Tel:- 7292410352  
Fax:-7292410519  
Email:-[cs@shaktipumpsindia.com](mailto:cs@shaktipumpsindia.com)

(l) **Credit Rating: -**

INDIA Ratings & Research had given Rating for Bank Facilities credit rating for Fund-based working capital limits of Rs. 22.50 Cr. IND A/Stable/IND A1, Non-fund-based working capital limits of Rs. 26.08 Cr. IND A1, Term loan 4.879 Cr. IND A/Stable.

## 12. Other Disclosures :-

- Policy on dealing with Related Party Transactions

The Company has not entered into any material related Party transaction during the year. In line with the requirement of the Companies Act, 2013 and Listing regulations, your company has formulated a policy on Related Party Transactions which is also available at the Company's website [www.shaktipumps.com](http://www.shaktipumps.com). The policy intends to ensure that proper reporting approval and disclosure processes are in place for all transactions between the Company and Related Parties. This policy specifically deals with the review and approval of material Related Party Transactions keeping in mind the potential or actual conflicts of interest that may arise because of entering into these transactions. All related party transactions are placed before Audit Committee for review and approval. Prior omnibus approval is obtained for Related Party Transactions on a quarterly basis for transactions, which are of repetitive nature and/ or entered during the year were in Ordinary Course of business and on Arm's length basis. No Material Related Party Transactions i.e. transactions exceeding ten percent of annual consolidated turnover as per the last audited financial statements, were entered during the

year by your Company.

All transaction entered into with related Parties as defined under Companies Act, 2013 and the SEBI (Listing Obligations and Disclosure Requirements) Regulations, 2015 during the financial year were in the ordinary course of Business and at arm length basis and do not attract the provisions of section 188 of the Companies Act, 2013. There were no materially significant transactions with related parties during the financial year which were in conflict with the interest of the Company.

- Compliance with the Discretionary Requirements under the Listing Regulations

The Board of Directors periodically reviewed the compliance of all applicable laws and steps taken by the Company to rectify instances of non-compliance, if any. The Company is in compliance with all mandatory requirements of Listing Regulations. In addition, the Company has also adopted the following non-mandatory requirements to the extent mentioned below:-

- o Shareholders' rights: The quarterly results along with the press release are uploaded on the website of the Company at <https://www.shaktipumps.com>.
- o Audit qualifications: Company's financial statements are unqualified.
- o Reporting of Internal Auditor: The Internal Auditor of the Company directly reports to the Audit Committee on functional matters.

The Company has submitted quarterly compliance report on Corporate Governance with the Stock Exchanges, in accordance with the requirements of Regulation 27(2)(a) of the Listing Regulations.

- Vigil Mechanism/ Whistle Blower Policy: -

In Compliance with the provision of Section 177 (9) of the Companies Act, 2013 and regulation 22 of the SEBI (Listing Obligation and Disclosure Requirements) Regulations, 2015, the Company framed a Vigil Mechanism/ Whistle Blower Policy and the same has also been placed on the website of the Company. None of the employees of the Company has been denied access to the Audit Committee.

- Details of Compliance with mandatory requirements and adoption of non-mandatory requirements: -

#### **Mandatory requirements:-**

The Company complies with all the mandatory requirements of the SEBI (Listing Obligations and Disclosure Requirements) Regulations, 2015 with regard to Corporate Governance.

#### **Non- Mandatory requirements:-**

The company has complied with all mandatory requirements as per SEBI (Listing Obligations and Disclosure Requirements) Regulations, 2015. Secretarial auditor's certificate to this effect has been included in

this report SEBI (Listing Obligations and Disclosure Requirements) Regulations, 2015.

The company has also adopted the following non mandatory requirements under SEBI (Listing Obligations and Disclosure Requirements) Regulations, 2015.

- a) The internal auditors of the company are directly reporting to the audit committee of the Board.

- Policy for determining 'material subsidiaries': -

The Company has formed the policy for determining 'material' subsidiaries'. The same has been placed on the website of the Company and web-link to the same is as under:

[https://www.shaktipumps.com/policies\\_programmes/Policy\\_for\\_Determining\\_Material\\_Subsiidiary.php](https://www.shaktipumps.com/policies_programmes/Policy_for_Determining_Material_Subsiidiary.php)

- Independent Director's Meeting: -

In accordance with the provisions of Schedule IV of the Companies Act 2013 and regulation 25(3) of SEBI (Listing Obligation and Disclosure Requirements) Regulations, 2015 a separate meeting of the Independent Director was held on January 20, 2023. Without the attendance of Non-Independent Directors and Members of the management.

The following Independent Directors were present at the Meeting Namely Mr. Navin Sunderlal Patwa, Mrs. Nishtha Neema and Mr. Keyur Bipinchandra Thaker.

The Meeting reviewed the performance of Non-Independent Directors and the Board as a whole.

Also the meeting reviewed the performance of the Chairman of the Company.

Assist the quantity and quality and timeliness of law of information between Company Management and Board.

- Certificate from Practising Company Secretaries:-

The Company annually obtains from each Director, details of the Board and Board Committee positions he/ she occupies in other Companies, and changes if any regarding their Directorships. The Company has obtained a certificate from **M/s. M. Maheshwari & Associates, Company Secretaries**, under Regulation 34(3) and Schedule V Para C Clause (10)(i) of Listing Regulations confirming that none of the Directors on the Board of the Company have been debarred or disqualified from being appointed or continuing as Directors of Company by the SEBI and MCA or any such authority and the same forms part of this Annual Report.

#### **Secretarial Audit Report**

The Company has undertaken Secretarial Audit for the financial year 2022-23 which, inter alia, includes audit of compliance with the Companies Act, 2013, and the Rules made under the Act, Listing Regulations and applicable Regulations prescribed by the Securities and Exchange Board of India and Foreign Exchange Management Act, 1999 and Secretarial Standards issued by the Institute of

the Company Secretaries of India. The Secretarial Audit Report forms part of this Annual Report.

#### Annual Secretarial Compliance Report

The Company has undertaken an audit for the financial year 2022-23 for all applicable compliances as per Securities and Exchange Board of India Regulations and Circulars/Guidelines issued thereunder.

The Annual Secretarial Compliance Report has been submitted to the stock exchanges within 60 days of the end of the financial year.

- Fees to the Statutory Auditors of the Company:-

The total fees for all services paid by the Company to **M/s. PGS & Associates, Chartered Accountants, Statutory Auditors** during the financial year 2022-23 is Rs 10.00 Lacs and estimated fees to be paid for the financial year 2023-24 shall be Rs 10.00 Lacs.

- Disclosures in relation to the Sexual Harassment of Women at Workplace (Prevention, Prohibition and Redressal) Act, 2013.

The Company is committed to ensuring that all employees work in an environment that not only promotes diversity and equality but also mutual trust, equal opportunity and respect for human rights. The Company is also committed to provide a work environment that ensures every woman employee is treated with dignity, respect and afforded equal treatment.

The Company has formulated a Policy on prevention of Sexual Harassment in accordance with the provisions of the Sexual Harassment of Women at Workplace (Prevention, Prohibition and Redressal) Act, 2013 and the Rules made thereunder which is aimed at providing every woman at the workplace a safe, secure and dignified work environment.

Your Company has constituted Internal Committees.

Number of Complaints filed during the FY 2022-23	0
Number of Complaints disposed off. during the FY 2022-23	0
Number of Complaints pending as on 31 <sup>st</sup> March, 2023	0

- Subsidiary Companies: -

NAME OF COMPANY	RELATION
Shakti Pumps USA, LLC	Wholly Owned Subsidiary
Shakti Pumps FZE, UAE	Wholly Owned Subsidiary
Shakti Pumps (Shanghai) Limited, China	Wholly Owned Subsidiary
Shakti Pumps (Bangladesh) Limited	Subsidiary
Shakti Energy Solutions Private Limited	Wholly Owned Subsidiary
Shakti EV Mobility Private Limited	Wholly Owned Subsidiary

- Governance of Subsidiary Companies: -

The minutes of the Board Meetings of the subsidiary companies along with the details of significant transactions and arrangements entered into by the subsidiary companies are shared with the Board of Directors on a quarterly basis. The financial statements of the subsidiary companies are presented to the Audit Committee. The Company has one (1) material subsidiary named as Shakti Energy Solutions Private Limited incorporated on September 09, 2010 having its registered office at Plot No.155, 156 Sector III Industrial Growth Centre Pithampur Dhar (M.P.) 454774 and the company has appointed M/s S.B. Patidar & co, Statutory Auditor of the company on September 28, 2021. as on the date of this Report, having an income exceeding 10% of the consolidated income of your Company. The information in respect of the loans and advances in the nature of loans to subsidiaries pursuant to Regulation 34 of the Listing Regulations is provided in Notes to the standalone financial statements.

- Policy on Dividend Distribution

Dividend Distribution Policy is available on the website of the Company and the weblink of the same is [https://www.shaktipumps.com/policies\\_programmes/Dividend\\_Policy.php](https://www.shaktipumps.com/policies_programmes/Dividend_Policy.php)

- Disclosure on accounting treatments:-

In the Preparation of financial statements, the company has followed the IND AS referred to in section 133 of the Companies Act, 2013. The Significant accounting policies which are consistently applied have been set out in notes to the financial statements.

- Risk management:-

The Company has laid down Risk Assessment and Minimization procedures and the same is periodically reviewed by the Board to ensure that the executive management controls the risk in properly defined framework.



**Details of non-compliances by the Company penalties, strictures imposed on the Company by stock exchanges, SEBI, any other statutory authority on any matter related to the capital market:-**

- i) The Company has complied with the requirements of SEBI (Listing Obligations and Disclosure Requirements) Regulations, 2015 with stock exchanges as well as regulations and guidelines of SEBI, No penalties/ strictures were imposed against by SEBI and Stock Exchanges any other statutory authority on any matter related to the capital market during last three years.
- ii) A qualified practicing Company Secretary carried out a share capital audit to reconcile the total admitted equity share capital with the National Securities Depository Limited (NSDL) and the Central Depository Services (India) Limited (CDSL) and the total issued and listed equity share capital. The audit report confirms that the total issued/paid-up capital is in agreement with the total number of shares in physical form and the total number of dematerialized shares held with NSDL and CDSL.
- iii) The Company has also undertaken Secretarial Audit for the financial year 2022-23 which, inter alia, includes audit of compliance with Companies Act and Rules made under the Act, SEBI (Listing Obligations and Disclosure Requirements) Regulations, 2015 and Guidelines prescribed by the Securities and Exchange Board of India. The Secretarial Audit Report is annexed with this annual report.

- **Prevention of Insider Trading: -**

The Company properly advised and cautioned the management, staff and other relevant business associates on the procedure to be followed while dealing with the securities of the Company in the light the SEBI (Prohibition of Insider Trading) Regulations, 2015. The same has been displayed in the Company's website ([www.shaktipumps.com](http://www.shaktipumps.com)).

- **Foreign exchange risk and hedging activities: -**

The company has exposure to foreign exchange risk vis-à-vis Total Sales /Purchases of the Company.

The Company has a mechanism in place wherein a dedicated team keeps a close watch on the market behavior and adopts best purchase /sale practices to minimize the effect of price/foreign exchange fluctuation.

The Company has not however undertaken any hedging activities during the year under review.

- **Disclosure of Pending Cases / Instances of Non-Compliance**

The Company has not complied the PIT Regulations, 2015 and monetary Penalty of ₹ 2,00,000 (₹ Two Lakhs) Imposed by SEBI Order dated 01.12.2022 under Section 15 HB of SEBI Act, 1992 due to violation of PIT Regulations as per Clause 10 as Specified in Scheduled B r/w Regulation 9(1) of PIT Regulations, 2015.

### 13. AFFIRMATION AND DISCLOSURE

All the Members of the Board have affirmed their compliance with the Code of Conduct as on 31<sup>st</sup> March, 2023 and a declaration to that effect, signed by the Chairman and Managing Director, is attached and forms part of this Report.

The Company has complied with the requirements specified in Regulations 17 to 27 and clauses (b) to (i) of the Regulation 46(2) of the Listing Regulations.

No funds were raised through preferential allotment or Qualified Institutional Placement as per the Regulation 32(7A) of Listing Regulations.

### 14. DISCLOSURE ON WEBSITE

Following information has been disseminated on the website of the Company at [www.shaktipumps.com](http://www.shaktipumps.com);

1. Details of business of the Company;
2. Terms and conditions of appointment of Independent Directors;
3. Composition of various Committees of Board of Directors;
4. Code of Conduct for Board of Directors and Senior Management Personnel;
5. Details of establishment of vigil mechanism / Whistle Blower policy;
6. Criteria of making payments to Non-Executive Directors;
7. Policy on dealing with Related Party Transactions;
8. Policy for Determining Material Subsidiaries;
9. Details of Familiarization Programmes imparted to Independent Directors;
10. Policy for Determination of Materiality of Events;
11. Policy for Dividend Distribution.

## CERTIFICATE OF NON-DISQUALIFICATION OF DIRECTORS

(Pursuant to Regulation 34(3) and Schedule V Para C clause (10)(i) of the SEBI  
(Listing Obligations and Disclosure Requirements) Regulations, 2015)

To,  
The Members  
**Shakti Pumps (India) Limited**  
CIN: L29120MP1995PLC009327  
Plot No. 401, 402 & 413 Sector III Industrial Area  
Pithampur M.P. 454774

I have examined the following documents: -

- i) Declaration of non-disqualification as required under Section 164 of Companies Act, 2013 ('the Act');
- ii) Disclosure of concern or interests as required under Section 184 of the Act; (hereinafter referred to as 'relevant documents'), as submitted by the Directors of Shakti Pumps (India) Limited ('the Company') bearing **CIN: L29120MP1995PLC009327** and having its Registered Office at Plot No. 401, 402 & 413 Sector III Industrial Area Pithampur M.P. 454774, to the Board of Directors of the Company ('the Board') for the financial year 2022-23. We have considered non-disqualification to include non-debarment.

It is the responsibility of Directors to submit relevant documents with complete and accurate information in accordance with the provisions of the Act.

Based on my examination of relevant documents made available to me by the Company and such other verifications carried out by me as deemed necessary and adequate, in my opinion and to the best of our information and knowledge and according to the explanations provided by the Company, its officers and authorized representatives, I certify that as on date of this Certificate, none of the Directors on the Board of the Company, as listed hereunder, have been debarred or disqualified from being appointed or continuing as Directors of the Company by Securities and Exchange Board of India/ Ministry of Corporate Affairs or any such statutory authority.

Sr. No.	Name of Director	DIN	Date of appointment in Company
1	Mr. Sunil Patidar	02561763	21/04/1995
2	Mr. Dinesh Patidar	00549552	30/01/2006
3	Mr. Ramesh Patidar	00931437	17/10/2006
4	Mr. Navin Sunderlal Patwa	01009404	18/01/2012
5	Mrs. Nishtha Neema	01743710	28/03/2015
6	Mr. Keyur Bipinchandra Thaker	08474827	11/06/2019

This Certificate has been issued at the request of the Company to make disclosure in its Corporate Governance Report of the Financial Year ended 31<sup>st</sup> March, 2023.

**For M. Maheshwari & Associates**  
**Company Secretaries**  
**Firms U.C.N. I2001MP213000**

**Manish Maheshwari**  
**Proprietor**  
**FCS-5174**  
**CP-3860**

UDIN : F005174E000740920

Date : 4<sup>th</sup> August, 2023  
Place : Indore

## **CERTIFICATE REGARDING COMPLIANCE OF CONDITIONS OF CORPORATE GOVERNANCE**

{Under Regulation 34(3) and Schedule V (E) of the SEBI (Listing Obligations and Disclosure Requirements) Regulation, 2015}

To,  
The Members,  
**SHAKTI PUMPS (INDIA) LIMITED**  
CIN: L29120MP1995PLC009327  
Plot No. 401, 402 & 413 Sector III Industrial Area  
Pithampur, (M.P.) - 454774

**Dear Sir(s)/Madam,**

I have examined the compliance of the conditions of Corporate Governance by **SHAKTI PUMPS (INDIA) LIMITED** ('the Company') for the year ended on March 31, 2023 as stipulated under Regulations 17 to 27, clauses (b) to (i) of sub-regulation (2) of Regulation 46 and para C, D and E of Schedule V of the Securities and Exchange Board of India (Listing Obligations and Disclosure Requirements) Regulations, 2015 ("SEBI Listing Regulations").

The compliance of the conditions of Corporate Governance is the responsibility of the management of the Company. This responsibility includes the design, implementation and maintenance of internal control and procedures to ensure the compliance with the conditions of the Corporate Governance stipulated in Listing Regulations.

My examination was limited to the review of procedures and implementation thereof, as adopted by the Company for ensuring compliance with conditions of Corporate Governance. It is neither an audit nor an expression of opinion on the financial statements of the Company.

In my opinion and to the best of my information and according to the explanations given to me, and the representations made by the Directors and the Management, I certify that the Company has complied with the conditions of Corporate Governance as stipulated in regulations 17 to 27 and clauses (b) to (i) of regulation 46(2) and para C and D of Schedule V of the Listing Regulations during the year ended March 31, 2023.

I further state that such compliance is neither an assurance as to the future viability of the Company nor of the efficiency or effectiveness with which the management has conducted the affairs of the Company.

**For M. Maheshwari & Associates**  
**Company Secretaries**  
**Firms U.C.N. I2001MP213000**

**Manish Maheshwari**  
**Proprietor**  
**FCS-5174**  
**CP-3860**

Date : 4<sup>th</sup> August, 2023  
Place : Indore

UDIN : F005174E000741382

## CERTIFICATION BY MANAGING DIRECTOR, CHIEF FINANCIAL OFFICER

(Pursuant to Regulation 17(8) of the SEBI (Listing Obligations and Disclosure Requirements) Regulations, 2015 the CEO/ CFO Certificate as per the format specified In Part B of Schedule II of the SEBI (Listing Obligations and Disclosure Requirements) Regulations, 2015).

To,  
**Shakti Pumps (India) Limited**  
**Plot No. 401, 402, & 413, Sector III, Industrial Area**  
**Pithampur (M.P.) 454775**

**Date:-05.05.2023**

We the undersigned, in our respective capacities as Managing Director and Chief Financial Officer of SHAKTI PUMPS (INDIA) LIMITED, to the best of our knowledge and belief certifies that:-

- a) We have reviewed financial statements and the cash flow statement for the financial year ended March 31, 2023 and that to the best of our knowledge and belief;
  - i. These statements do not contain any materially untrue statement or omit any material fact or contain any statements that might be misleading;
  - ii. These statements together present a true and fair view of the Company's affairs and are in compliance with existing IND AS, applicable laws and regulations.
- b) We further state that to the best of our knowledge and belief, there are no transactions entered into by the Company during the year, which are fraudulent, illegal or violative of the Company's Code of Conduct.
- c) We hereby declare that all the members of the Board of Directors and Management Committee have confirmed compliance with the Code of Conduct as adopted by the Company.
- d) We accept responsibility for establishing and maintaining internal controls for financial reporting and that we have evaluated the effectiveness of internal control systems of the Company pertaining to financial reporting of the Company and have disclosed to the Auditors and Audit Committee, deficiencies in the design or operation of internal controls, if any, of which we are aware and the steps we have taken or proposed to take to rectify these deficiencies.
- e) We have indicated, to the Auditors and the Audit Committee: -
  - i. significant changes, if any, in internal control over financial reporting during the year;
  - ii. significant changes, if any, in the accounting policies during the year and that the same has been disclosed in the notes to the financial statements; and
  - iii. Instances of significant fraud of which we have become aware and the involvement therein, if any, of the management or an employee having significant role in the Company's internal control system over the financial reporting.

Yours faithfully,

**For Shakti Pumps (India) Limited**  
**Dinesh Patidar**  
**Managing Director**  
**(DIN: -: 00549552)**

**For Shakti Pumps (India) Limited**  
**Dinesh Patel**  
**Chief Financial Officer**

---

## DECLARATION OF CODE OF CONDUCT

This is to confirm that the Board of Directors of the Company has laid down a Code of Conduct for its member and senior management personnel of the Company and the same has also been posted on the Company's website. It is further confirmed that All the Director and Senior Management Personnel of the Company have affirmed compliance with the Code of Conduct of the Company for the Financial Year ended March 31, 2023, as envisaged under SEBI (Listing Obligation and Disclosure Requirements) Regulations, 2015.

**Date: 05.05.2023**  
**Place: Pithampur**

**Dinesh Patidar**  
**Managing Director**

**Disclosure with respect to demat suspense account/unclaimed suspense account pursuant to regulation 34 (3) read with schedule V (F) of the SEBI (Listing Obligations & Disclosure Requirement) Regulation, 2015.**

Particulars	Number of Shareholders	No. of Shares held by them
Detail of shareholders as on 01.04.2022	NIL	NIL
Shareholders who approached during the year for transfer of shares (including Those Shareholders whose shares transferred to IEPF Account)	NIL	NIL
Shareholders to whom shares are transferred during the year (including Those Shareholders whose shares transferred to IEPF Account)	NIL	NIL
Detail of shareholders as on 31.03.2023	NIL	NIL

Further the voting rights on above mentioned shares are frozen till the rightful owner claims the shares

Place: Pithampur  
Date:-05.05.2023

**Dinesh Patidar**  
Managing Director

# Independent Auditors' Report

To the Members of

**SHAKTI PUMPS (INDIA) LIMITED**

## Report on the Audit of the Standalone Financial Statements

### OPINION

We have audited the accompanying Standalone Financial Statements of Shakti Pumps (India) Limited ("the Company"), which comprise the Balance sheet as at March 31, 2023, the Statement of Profit and Loss, including the statement of Other Comprehensive Income, the Cash Flow Statement and the Statement of Changes in Equity for the year then ended, and notes to the Standalone Financial Statements, including a summary of significant accounting policies and other explanatory information.

In our opinion and to the best of our information and according to the explanations given to us, the aforesaid Standalone Financial Statements give the information required by the Companies Act, 2013, as amended ("the Act") in the manner so required and give a true and fair view in conformity with the accounting principles generally accepted in India, of the state of affairs of the Company as at March 31, 2023, its profit including other comprehensive income, its cash flows and the changes in equity for the year ended on that date.

### BASIS FOR OPINION

We conducted our audit of the Standalone Financial Statements in accordance with the Standards on Auditing (SAs), as specified under Section 143(10) of the Act. Our responsibilities under those Standards are further described in the 'Auditors' Responsibilities for the Audit of the Standalone Financial Statements' section of our report. We are independent of the Company in accordance with the 'Code of Ethics' issued by the Institute of Chartered Accountants of India together with the ethical requirements that are relevant to our audit of the financial statements under the provisions of the Act and the Rules thereunder, and we have fulfilled our other ethical responsibilities in accordance with these requirements and the Code of Ethics. We believe that the audit evidence we have obtained is sufficient and appropriate to provide a basis for our audit opinion on the Standalone Financial Statements.

### KEY AUDIT MATTERS

Key audit matters are those matters that, in our professional judgment, were of most significance in our audit of the standalone financial statements of the current period. These matters were addressed in the context of our audit of the standalone financial statements, and in forming our opinion thereon, and we do not provide a separate opinion on these matters. We have determined the matters described below to be the key audit matters to be communicated in our report.

Sr.No.	Key Audit Matter	Auditor's Response
1	<p><b>Evaluation of uncertain tax positions</b></p> <p>The Company has material uncertain tax positions including matters under dispute which involves significant judgment to determine the possible outcome of these disputes.</p> <p>Refer Notes 31 to the Standalone Financial Statements</p>	<p><b>Principal Audit Procedures</b></p> <p>Obtained details of completed tax assessments and demands for the year ended March 31, 2023 from management. We involved our internal experts to challenge the management's underlying assumptions in estimating the tax provision and the possible outcome of the disputes. Our internal experts also considered legal precedence and other rulings in evaluating management's position on these uncertain tax positions. Additionally, we considered the effect of new information in respect of uncertain tax positions as at April 1, 2022 to evaluate whether any change was required to management's position on these uncertainties.</p>

### INFORMATION OTHER THAN THE FINANCIAL STATEMENTS AND AUDITORS' REPORT THEREON

The Company's Board of Directors is responsible for the other information. The other information comprises the information included in the Management Discussion and Analysis, Board's Report including Annexures to that Board's Report, Corporate Governance and Shareholder's Information, but does not include the Standalone Financial Statements, consolidated financial statement and our auditor's report thereon.

Our opinion on the Standalone Financial Statements does not cover the other information and we do not express any form of assurance conclusion thereon.

In connection with our audit of the Standalone Financial Statements, our responsibility is to read the other information and, in doing so, consider whether such other information is materially inconsistent with the financial statements or our knowledge obtained in the audit or otherwise appears to be materially misstated. If, based on the work we have performed, we conclude that there is a material misstatement of this other information, we are required to report that fact. We have nothing to report in this regard.

## RESPONSIBILITIES OF MANAGEMENT AND THOSE CHARGED WITH GOVERNANCE FOR THE STANDALONE FINANCIAL STATEMENTS

The Company's Board of Directors is responsible for the matters stated in section 134(5) of the Act with respect to the preparation of these standalone financial statements that give a true and fair view of the financial position, financial performance, total comprehensive income, changes in equity and cash flows of the Company in accordance with the Ind AS and other accounting principles generally accepted in India. This responsibility also includes maintenance of adequate accounting records in accordance with the provisions of the Act for safeguarding the assets of the Company and for preventing and detecting frauds and other irregularities; selection and application of appropriate accounting policies; making judgments and estimates that are reasonable and prudent; and design, implementation and maintenance of adequate internal financial controls, that were operating effectively for ensuring the accuracy and completeness of the accounting records, relevant to the preparation and presentation of the standalone financial statements that give a true and fair view and are free from material misstatement, whether due to fraud or error.

In preparing the standalone financial statements, management is responsible for assessing the Company's ability to continue as a going concern, disclosing, as applicable, matters related to going concern and using the going concern basis of accounting unless management either intends to liquidate the Company or to cease operations, or has no realistic alternative but to do so.

The Board of Directors are responsible for overseeing the Company's financial reporting process.

### Auditor's Responsibility

Our objectives are to obtain reasonable assurance about whether the standalone financial statements as a whole are free from material misstatement, whether due to fraud or error, and to issue an auditor's report that includes our opinion. Reasonable assurance is a high level of assurance but is not a guarantee that an audit conducted in accordance with SAs will always detect a material misstatement when it exists. Misstatements can arise from fraud or error and are considered material if, individually or in the aggregate, they could reasonably be expected to influence the economic decisions of users taken on the basis of these standalone financial statements.

As part of an audit in accordance with SAs, we exercise professional judgment and maintain professional scepticism throughout the audit. We also:

- Identify and assess the risks of material misstatement of the standalone financial statements, whether due to fraud or error, design and perform audit procedures responsive to those risks, and obtain audit evidence that is sufficient and appropriate to provide a basis for our opinion. The risk of not detecting a material misstatement resulting from fraud is higher than for one resulting from error, as fraud may involve collusion, forgery, intentional omissions, misrepresentations, or the override of internal control.
- Obtain an understanding of internal financial controls relevant to the audit in order to design audit procedures that are appropriate in the circumstances. Under section 143(3)(i) of the Act, we are also responsible for expressing our opinion on whether the Company has adequate internal financial controls system in place and the operating effectiveness of such controls
- Evaluate the appropriateness of accounting policies used and the reasonableness of accounting estimates and related disclosures made by management.
- Conclude on the appropriateness of management's use of the going concern basis of accounting and, based on the audit evidence obtained, whether a material uncertainty exists related to events or conditions that may cast significant doubt on the Company's ability to continue as a going concern. If we conclude that a material uncertainty exists, we are required to draw attention in our auditor's report to the related disclosures in the standalone financial statements or, if such disclosures are inadequate, to modify our opinion. Our conclusions are based on the audit evidence obtained up to the date of our auditor's report. However, future events or conditions may cause the Company to cease to continue as a going concern.
- Evaluate the overall presentation, structure and content of the standalone financial statements, including the disclosures, and whether the standalone financial statements represent the underlying transactions and events in a manner that achieves fair presentation.

Materiality is the magnitude of misstatements in the standalone financial statements that individually or in aggregate makes it probable that the economic decisions of a reasonably knowledgeable user of the standalone financial statements may be influenced. We consider quantitative materiality and qualitative factors in (i) planning the scope of our audit work and in evaluating the results of our work and (ii) to evaluate the effect of an identified misstatements in the standalone financial statements.

We communicate with those charged with governance regarding, among other matters, the planned scope and timing of the audit and significant audit findings, including any significant deficiencies in internal control that we identify during our audit.

We also provide those charged with governance with a statement that we have complied with relevant ethical requirements regarding independence, and to communicate with them all relationships and other matters that may reasonably be thought to bear on our independence, and where applicable, related safeguards.

From the matters communicated with those charged with governance, we determine those matters that were of most significance in the audit of the standalone financial statements of the current period and are therefore the key audit matters. We describe these matters in our auditor's report unless law or regulation precludes public disclosure about the matter or when, in extremely rare circumstances, we determine that a matter should not be communicated in our report because the adverse consequences of doing so would reasonably be expected to outweigh the public interest benefits of such communication.

## Report on Other Legal and Regulatory Requirements

1. As required by Section 143(3) of the Act, we report that:

- a) we have sought and obtained all the information and explanations which to the best of our knowledge and belief were necessary for the purpose of our audit;
- b) in our opinion, proper books of account as required by law have been kept by the Company so far as it appears from our examination of those books;
- c) The Balance Sheet, the Statement of Profit and Loss (including other comprehensive income), the Cash Flow Statement and Statement of Changes in Equity dealt with by this Report are in agreement with the books of account;
- d) in our opinion, the aforesaid standalone financial statements comply with the Indian Accounting Standards prescribed under Section 133 of the Act; read with Companies (Indian Accounting Standards) Rules, 2015, as amended;
- e) on the basis of the written representations received from the directors as on 31 March 2023 taken on record by the Board of Directors, none of the directors is disqualified as on 31 March 2023, from being appointed as a director in terms of Section 164(2) of the Act;
- f) with respect to the adequacy of the internal financial controls over financial reporting of the Company and the operating effectiveness of such controls, refer to our separate report in 'Annexure A'; and
- g) With respect to the other matters to be included in the Auditor's Report in accordance with the requirements of section 197(16) of the Act, as amended, in our opinion and to the best of our information and according to the explanations

given to us, the remuneration paid by the Company to its directors during the year is in accordance with the provisions of section 197 of the Act.

- h) with respect to the other matters to be included in the Auditor's Report in accordance with Rule 11 of the Companies (Audit and Auditors) Rules, 2014, in our opinion and to the best of our information and according to the explanations given to us:
  - i. The Company has disclosed the impact of pending litigations on its financial position in its standalone financial statements- Refer Note No. 31 of financial statements;
  - ii. The Company has made provision, as required under the applicable law or accounting standards, for material foreseeable losses, if any, on long-term contracts including derivative contracts;
  - iii. There has been no delay in transferring amounts, required to be transferred, to the Investor Education and Protection Fund by the Company;
  - iv.
    - a) The management has represented that, to the best of their knowledge and belief, no funds (which are material either individually or in the aggregate) have been advanced or loaned or invested (either from borrowed funds or share premium or any other sources or kind of funds) by the Company to or in any other person or entity, including foreign entity ("Intermediaries"), with the understanding, whether recorded in writing or otherwise, that the Intermediary shall, whether, directly or indirectly lend to or invest in other persons or entities identified in any manner whatsoever by or on behalf of the Company ("Ultimate Beneficiaries") or provide any guarantee, security or the like on behalf of the Ultimate Beneficiaries.
    - b) The management has represented, that, to the best of their knowledge and belief, no funds (which are material either individually or in the aggregate) have been received by the Company from any person or entity, including foreign entity ("Funding Parties"), with the understanding, whether recorded in writing or otherwise, that the Company shall, whether, directly or indirectly, lend to or invest in other persons or entities identified in any manner whatsoever by or on behalf of the Funding Party ("Ultimate Beneficiaries") or provide any guarantee, security or the like on behalf of the Ultimate Beneficiaries.
    - c) Based on the audit procedures that have been considered reasonable and appropriate in the circumstances, nothing



has come to our notice that has caused us to believe that the representation under sub clause (i) and (ii) of Rule 11(e) of The Companies (Audit and Auditors) Rules, 2014, as provided under (a) and (b) above, contains any material misstatement.

- v. The final dividend paid by the Company during the year in respect of the previous year is in accordance with Section 123 of the Act to the extent it applies to payment of dividend.  
b) As stated in the note 29 to the standalone financial statements, the Board of Directors of the Company has proposed final dividend for the year which is subject to the approval of the members at the ensuing annual general meeting. The dividend declared is in accordance with Section 123 of the Act to the extent it applies to the declaration of dividend.

- 2. As required by the Companies (Auditor's Report) Order, 2020 ("the Order") issued by the Central Government in terms of Section 143(11) of the Act, we give in "Annexure B" a statement on the matters specified in paragraphs 3 and 4 of the Order

**For PGS & Associates**

Chartered Accountants

Firm Registration Number: 122384W

UDIN: 23111592BGXFCX3842

**Premal Gandhi**

Partner

Membership Number: 111592

Place: Mumbai

Date: May, 05, 2023

## Annexure- A to the Independent Auditors' Report

The Annexure A referred to in our Report of even date to the Members of Shakti Pumps (India) Limited ("the Company") on the financial statements for the year ended 31 March 2023.

### Report on the Internal Financial Controls under Clause (i) of sub-section 3 of Section 143 of the Companies Act, 2013 ('the Act')

We have audited the internal financial controls over financial reporting of Shakti Pumps (India) Limited ('the Company') as of 31 March 2023 in conjunction with our audit of the Ind AS financial statements of the Company for the year ended on that date.

### Management's Responsibility for Internal Financial Controls

The Board of Directors of the Company is responsible for establishing and maintaining internal financial controls based on the internal control over financial reporting criteria established by the Company considering the essential components of internal control stated in the Guidance Note on Audit of Internal Financial Controls Over Financial Reporting issued by the Institute of Chartered Accountants of India. These responsibilities include the design, implementation and maintenance of adequate internal financial controls that were operating effectively for ensuring the orderly and efficient conduct of its business, including adherence to respective company's policies, the safeguarding of its assets, the prevention and detection of frauds and errors, the accuracy and completeness of the accounting records, and the timely preparation of reliable financial information, as required under the Companies Act, 2013.

### Auditors' Responsibility

Our responsibility is to express an opinion on the Company's internal financial controls over financial reporting based on our audit. We conducted our audit in accordance with the Guidance Note on Audit of Internal Financial Controls over Financial Reporting (the 'Guidance Note') and the Standards on Auditing, issued by ICAI and deemed to be prescribed under Section 143(10) of the Act, to the extent applicable to an audit of internal financial controls, both applicable to an audit of Internal Financial Controls and, both issued by the ICAI. Those Standards and the Guidance Note require that we comply with ethical requirements and plan and perform the audit to obtain reasonable assurance about whether adequate internal financial controls over financial reporting were established and maintained and if such controls operated effectively in all material respects.

Our audit involves performing procedures to obtain audit evidence about the adequacy of the internal financial controls system over financial reporting and their operating effectiveness. Our audit of internal financial controls over financial reporting included obtaining an understanding of

internal financial controls over financial reporting, assessing the risk that a material weakness exists, and testing and evaluating the design and operating effectiveness of internal control based on the assessed risk. The procedures selected depend on the auditor's judgment, including the assessment of the risks of material misstatement of the Ind AS financial statements, whether due to fraud or error.

We believe that the audit evidence we have obtained is sufficient and appropriate to provide a basis for our audit opinion on the Company's internal financial controls system over financial reporting.

### Meaning of Internal Financial Controls Over Financial Reporting

A Company's internal financial control over financial reporting is a process designed to provide reasonable assurance regarding the reliability of financial reporting and the preparation of Ind AS financial statements for external purposes in accordance with generally accepted accounting principles. A Company's internal financial control over financial reporting includes those policies and procedures that:

- 1) pertain to the maintenance of records that, in reasonable detail, accurately and fairly reflect the transactions and dispositions of the assets of the Company;
- 2) provide reasonable assurance that transactions are recorded as necessary to permit preparation of Ind AS financial statements in accordance with generally accepted accounting principles, and that receipts and expenditures of the Company are being made only in accordance with authorisations of Management and directors of the Company; and
- 3) provide reasonable assurance regarding prevention or timely detection of unauthorised acquisition, use, or disposition of the Company's assets that could have a material effect on the Ind AS financial statements.

### Inherent Limitations of Internal Financial Controls Over Financial Reporting

Because of the inherent limitations of internal financial controls over financial reporting, including the possibility of collusion or improper management override of controls, material misstatements due to error or fraud may occur and not be detected. Also, projections of any evaluation of the internal financial controls over financial reporting to future periods are subject to the risk that the internal financial control over financial reporting may become inadequate because of changes in conditions, or that the degree of compliance with the policies or procedures may deteriorate.

## **Annexure- A to the Independent Auditors' Report on the Ind AS Financial Statements (continued)**

### **Opinion**

In our opinion, the Company has, in all material respects, an adequate internal financial controls system over financial reporting and such internal financial controls over financial reporting were operating effectively as at 31 March 2023, based on the internal control over financial reporting criteria established by the Company considering the essential components of internal control stated in the Guidance Note on Audit of Internal Financial Controls Over Financial Reporting issued by the ICAI.

#### **For PGS & Associates**

Chartered Accountants

Firm Registration Number: 122384W

**UDIN:** 23111592BGXFCX3842

#### **Premal Gandhi**

Partner

Membership Number: 111592

Place: Mumbai

Date: May 05, 2023

## Annexure- B to the Independent Auditors' Report on the Ind AS Financial Statements

The Annexure-B referred to in the Independent Auditors' Report of even date to the Members of Shakti Pumps (India) Limited ('the Company') on the financial statements for the year ended 31 March 2023, we report that:

- I. In respect of the Company's Property, Plant and Equipment and Intangible Assets:
  - a) (A) The Company has maintained proper records showing full particulars, including quantitative details and situation of property, plant and equipment and capital work-in-progress.
  - (B) The Company has maintained proper records showing full particulars of intangible assets.
  - b) The company has a programme of physical verification of its Property, Plant and Equipment, so to cover all the items once every 3 years which, in our opinion, is reasonable having regard to the size of the Company and the nature of its assets. Pursuant to the program Property, Plant and Equipment which were due for verification during the year were physically verified by the management during the year. According to the information and explanation given to us, no material discrepancies were noticed on such verification.
  - c) Based on our examination of the registered sale deed / transfer deed / conveyance deed provided to us, we report that, the title deeds of all the immovable properties, (other than immovable properties where the Company is the lessee and the lease agreements are duly executed in favour of the Company) disclosed in the financial statements included in property, plant and equipment are held in the name of the Company as at the balance sheet date.
  - d) The Company has not revalued any of its property, plant and equipment and intangible assets during the year.
  - e) No proceedings have been initiated during the year or are pending against the Company as at 31st March 2023 for holding any benami property under the Benami Transactions (Prohibition) Act, 1988 (as amended in 2016) and rules made thereunder.
- II. (a) The physical verification of inventory except goods-in-transit has been verified by the management during the year. The discrepancies noticed on verification between the physical stocks and the books records were not material and have been properly dealt in the books of account.
- (b) According to the information and explanations given to us, the Company has been sanctioned working capital limits in excess of Rs. 5 crores, in aggregate, at points of time during the year, from banks or financial institutions on the basis of security of current assets. In our opinion and according to the information and explanations given to us, the quarterly statements comprising stock details and other stipulated financial information filed by the Company with such banks or financial institutions are in agreement with the unaudited books of account of the Company of the respective quarter and no material discrepancies have been observed.
- III. a) The Company has not provided loans during the year.
 

According to the information and explanations given to us and on the basis of our examination of the records of the Company, the Company has not made any investments, provided guarantee or security, or granted any loans or advances in the nature of loans, secured or unsecured, to companies, firms, limited liability partnerships or any other parties during the year. Accordingly, provisions of clauses 3(iii)(a) to 3(iii) (d) & (f) of the Order are not applicable to the Company. However, loans granted to and investment made in the wholly owned subsidiary has been fully provided for in earlier years.
- e) No loan granted by the Company which has fallen due during the year, has been renewed or extended or fresh loans granted to settle the overdue of existing loans given to the same parties.
- IV. The Company has complied with the provisions of Sections 185 and 186 of the Companies Act, 2013 in respect of loans granted, investments made and guarantees and securities provided, as applicable
- V. The Company has not accepted any deposits or amounts which are deemed to be deposits. Hence reporting under clause 3(v) of the order is not applicable.
- VI. We have broadly reviewed the books of accounts maintained by the Company pursuant to the rules prescribed by the Central Government for the maintenance of cost records under Section 148(1) of the Act and are of the opinion that prima facie, the prescribed accounts and records have been made and maintained. However, we have not made a detailed examination of the cost records with a view to determine whether they are accurate or complete.
- VII. In respect of statutory dues:
  - a) In our opinion, the company has been generally regular in depositing undisputed statutory dues, including Goods and Service tax, Provident Fund, Employees' State Insurance, Income Tax, Duty of Custom, Cess and other material statutory dues applicable to it with the appropriate authorities.

There were no undisputed amounts payable in respect of Goods and Service tax, Provident Fund, Employees' State Insurance, Income Tax, Duty of Custom, Cess and other material statutory dues in arrears as of March 31, 2023 for a period of more than six months from the date they became payable:

- b) Details of statutory dues referred to above which have not been deposited as on March 31, 2023 on account of disputes are given below:

Nature of Dues	Period in which the amount relates (FY)	Amount Involved	Unpaid	Forum where the Dispute is Pending
		(Rs. Lacs)	(Rs. Lacs)	
ET	2010-11	7.39	7.39	Hon'ble M.P. High Court, Indore Br.
CST	2010-11	0.91	0.12	MP Comm. Tax Appellate Board, Bhopal
VAT	2012-13	8.51	2.65	MP Comm. Tax Appellate Board, Bhopal
CST	2014-15	9.99	7.49	Appellate Authority Comm Tax, Indore
CST	2015-16	16.61	12.41	Appellate Authority Comm Tax, Indore
VAT	2016-17	26.1	18.1	Appellate Authority Comm Tax, Indore
CST	2016-17	4.07	2.71	Appellate Authority Comm Tax, Indore
DRI	2018-20	280.86	252.77	Hon'ble Commissioner Appeal
DRI & Custom Duty	2014-18	483.14	328.56	CESTAT, Mumbai
DRI & Custom Duty	2014-18	623.44	259.99	CESTAT, New Delhi
Income Tax	2009-10 to 2011-12	1,484.77	1,484.77	ITAT, Indore Bench
Income Tax	2012-13 to 2015-16	2,274.07	2,274.07	ITAT, Indore Bench
Income Tax	2016-17	124.7	100.12	CIT Appeal Indore

- VIII. There were no transactions relating to previously unrecorded income that have been surrendered or disclosed as income during the year in the tax assessments under the Income Tax Act, 1961;
- IX. a) The Company has not defaulted in repayment of loans or other borrowings or in the payment of interest thereon to any lender during the year,  
b) The company is not a declared wilful defaulter by any bank or financial institution or other lender,  
c) The Company has not taken any term loan during the year and there are no unutilised term loans at the beginning of the year and hence, reporting under clause (IX)(c) of the Order is not applicable.  
d) On an overall examination of the financial statements of the Company, funds raised on short-term basis have, prima facie, not been used during the year for long-term purposes by the Company.  
e) The company has not taken any funds from any entity or person on account of or to meet the obligations of its subsidiaries.  
f) The Company has not raised loans during the year on the pledge of securities held in its subsidiaries.
- X. a) No moneys were raised by way of initial public offer or further public offer (including debt instruments) during the year hence reporting under this clause is not applicable to Company;  
b) The company has not made any preferential allotment or private placement of shares or convertible debentures (fully, partially, or operationally convertible) during the year.
- XI. (a) No fraud by the Company and no material fraud on the company has been noticed or reported during the year.  
(b) No report under sub-section (12) of section 143 of the Companies Act has been filed by the auditors in Form ADT-4 as prescribed under rule 13 of Companies (Audit and Auditors) Rules, 2014 with the Central Government, during the year and upto the date of this report;  
(c) As represented to us by the management, there are no whistle blower complaints received by the company during the year.
- XII. The Company is not a Nidhi Company and hence reporting under clause (xiii) of the Order is not applicable.

- XIII. The Company is in compliance with Section 177 and 188 of the Companies Act, 2013 with respect to applicable transactions with the related parties.
- XIV. (a) In our opinion, the company has an adequate internal audit system commensurate with the size and nature of its business;
- (b) We have considered report of the internal auditors for the period under audit; issued to the company during the year and till date, in determining the nature, timing and extent of our audit procedures.
- XV. The Company has not entered into non-cash transactions with the directors or persons connected with its directors. Hence, the provisions of Section 192 of the Act are not applicable;
- XVI. (a) The Company is not required to be registered under section 45-IA of the Reserve Bank of India Act, 1934. Hence, reporting under clause 3 (xvi) (a), (b) and (c) of the Order is not applicable.
- (b) In our opinion, there is no core investment company within the Group (as defined in the Core Investment Companies (Reserve Bank) Directions, 2016) and accordingly reporting under clause 3 (xvi) (d) of the Order is not applicable.
- XVII. The company has not incurred cash losses in the financial year and in the immediately preceding financial year;
- XVIII. There has been no resignation of the statutory auditors of the Company during the year;
- XX. On the basis of the financial ratios, ageing and expected dates of realisation of financial assets and payment of financial liabilities, other information accompanying the financial statements, knowledge of the Board of Directors and management plans and based on our examination of the evidence supporting the assumptions, nothing has come to our attention, which causes us to believe that any material uncertainty exists as on the date of the audit report indicating that company is not capable of meeting

its liabilities existing at the date of balance sheet as and when they fall due within a period of one year from the balance sheet date; We, however, state that this is not an assurance as to the future viability of the company. We further state that our reporting is based on the facts up to the date of the audit report and we neither give any guarantee nor any assurance that all liabilities falling due within a period of one year from the balance sheet date, will get discharged by the company as and when they fall due.

- XXI. (a) The Company has fully spent the required amount towards Corporate Social Responsibility (CSR) on other than ongoing projects and there are no unspent CSR amount for the year requiring a transfer to a Fund specified in Schedule VII to the Companies Act in compliance with the provision of sub-section (5) of section 135 of the said Act. Accordingly, reporting under clause (xx)(a) of the Order is not applicable for the year.
- (b) The Company do not have any ongoing project in respect to Corporate Social Responsibility (CSR), so clause XX(b) is not applicable.

**For PGS & Associates**

Chartered Accountants

Firm Registration Number: 122384W

UDIN: 23111592BGXFCX3842

**Premal Gandhi**

Partner

Membership Number: 111592

Place: Mumbai

Date: May 05, 2023

# Standalone Balance Sheet

## As At March 31, 2023

(₹ in Lacs)

Particulars	Note No.	As at March 31, 2023	As at March 31, 2022
<b>I ASSETS</b>			
<b>1 Non - Current Assets</b>			
(a) Property, Plant and Equipment	3	11,154.48	11,607.14
(b) Capital Work-In-Progress	3	146.35	49.53
(c) Intangible Assets	4	449.15	463.09
(d) Intangible Assets Under Development	4	8.63	10.89
(e) Financial Assets	5		
(i) Investments	5.1	2,719.97	1,944.97
(ii) Other Financial Assets	5.2	1,065.06	243.79
(f) Non-Current Tax Assets (Net)	6	140.51	24.58
(g) Other Non-Current Assets	7	221.54	196.05
<b>Total Non-Current Assets</b>		<b>15,905.69</b>	<b>14,540.04</b>
<b>2 Current Assets</b>			
(a) Inventories	8	18,203.37	19,285.58
(b) Financial Assets	9		
(i) Trade Receivables	9.1	21,819.92	36,188.59
(ii) Cash and Cash Equivalents	9.2	844.54	2,821.40
(iii) Bank Balance Other than Above	9.3	615.81	1,168.99
(iv) Other Financial Assets	9.4	303.54	349.68
(c) Current Tax Assets (Net)	10	1,118.27	58.30
(d) Other Current Assets	11	7,591.81	5,978.15
<b>Total Current Assets</b>		<b>50,497.26</b>	<b>65,850.69</b>
<b>Total Assets</b>		<b>66,402.95</b>	<b>80,390.73</b>
<b>II EQUITY AND LIABILITIES</b>			
<b>Equity</b>			
(a) Equity Share Capital	12	1,838.02	1,838.02
(b) Other Equity	13	34,475.37	32,431.75
<b>Total Equity</b>		<b>36,313.39</b>	<b>34,269.77</b>
<b>Liabilities</b>			
<b>1 Non-Current Liabilities</b>			
(a) Financial Liabilities	14		
(i) Borrowings	14.1	242.87	487.87
(ii) Lease Liability	14.2	43.08	43.43
(b) Provisions	15	617.86	572.24
(c) Deferred Tax Liabilities (Net)	16	462.99	525.48
<b>Total Non-Current Liabilities</b>		<b>1,366.80</b>	<b>1,629.02</b>
<b>2 Current Liabilities</b>			
(a) Financial Liabilities	17		
(i) Borrowings	17.1	6,842.20	9,300.75
(ii) Lease Liability	17.2	5.49	5.49
(iii) Trade Payables	17.3		
- Dues of Micro and Small Enterprise		2,833.89	5,879.67
- Dues of Other than Micro and Small Enterprise		9,695.46	22,604.44
(iv) Other Financial Liabilities	17.4	3,435.91	4,927.58
(b) Provisions	18	46.92	37.89
(c) Other Current Liabilities	19	5,862.89	1,736.12
<b>Total Current Liabilities</b>		<b>28,722.76</b>	<b>44,491.94</b>
<b>Total Equity And Liabilities</b>		<b>66,402.95</b>	<b>80,390.73</b>
Company Overview, Basis of preparation and Significant Accounting Policies	1 to 2		
The accompanying notes are an integral part of the Financial Statements	3 to 40		

As per our report of even date

**For PGS & Associates**  
Chartered Accountants  
ICAI Firm Registration No. : 122384W

**Premal Gandhi**  
Partner  
M.No.111592  
UDIN: 23111592BGXFCX3842

Place: Pithampur  
Date: May 05, 2023

**For and on behalf of the Board of Directors of**  
**Shakti Pumps (India) Limited**

**Dinesh Patidar**  
Chairman and Managing Director  
DIN:00549552

**Ramesh Patidar**  
Executive Director  
DIN:00931437

**Dinesh Patel**  
Chief Financial Officer

**Ravi Patidar**  
Company Secretary  
M. No. ACS 32328

# Standalone Statement of Profit & Loss

## For The Year Ended March 31, 2023

(₹ in Lacs)

Particulars	Note No.	2022-23	2021-22
<b>I</b> Revenue from Operations	20	92,336.23	112,405.82
<b>II</b> Other Income	21	690.34	1,063.27
<b>III Total Income (I+II)</b>		<b>93,026.57</b>	<b>113,469.09</b>
<b>IV Expenses</b>			
Cost of Materials Consumed	22	72,190.71	92,564.95
Purchase of Stock-in-Trade		-	-
Changes in Inventories of Finished Goods, Stock-In-Trade and Work-In-Progress	23	7.90	(4,145.46)
Employee Benefits Expenses	24	4,972.23	4,936.16
Finance Costs	25	1,744.71	1,357.27
Depreciation and Amortisation Expense	26	1,716.09	1,734.29
Other Expenses	27	9,384.76	10,154.76
<b>Total Expenses (IV)</b>		<b>90,016.40</b>	<b>106,601.97</b>
<b>V Profit/(loss) before Exceptional Items and Tax (III-IV)</b>		<b>3,010.17</b>	<b>6,867.12</b>
<b>VI Exceptional Items</b>		-	-
<b>VII Profit/ (loss) before Tax(V-VI)</b>		<b>3,010.17</b>	<b>6,867.12</b>
<b>VIII Tax Expense:</b>			
(1) Current Tax		754.31	1,922.86
(2) Excess/Short Provision of Tax		(80.21)	(3.78)
(3) Deferred Tax		(62.48)	(611.36)
<b>IX Profit/(loss) for the year (VII-VIII)</b>		<b>2,398.55</b>	<b>5,559.40</b>
<b>X Other Comprehensive Income</b>			
(A) (i) Items that will not be reclassified to profit or loss			
Re-measurement gains/(loss) on defined benefit plans		16.94	(37.71)
(ii) Income tax relating to items that will not be reclassified to profit or loss		(4.26)	9.49
<b>Total Comprehensive Income for the year (X)</b>		<b>12.67</b>	<b>(28.22)</b>
<b>XI Total Comprehensive Income /Loss for the year (IX+X)</b>		<b>2,411.22</b>	<b>5,531.18</b>
<b>XII Earnings per equity share [nominal value of share Rs. 10/-]</b>	28		
(1) Basic		13.05	30.25
(2) Diluted		13.05	30.25

As per our report of even date

For PGS & Associates  
Chartered Accountants  
ICAI Firm Registration No. : 122384W

Premal Gandhi  
Partner  
M.No.111592  
UDIN: 23111592BGXFCX3842

Place: Pithampur  
Date: May 05, 2023

For and on behalf of the Board of Directors of  
Shakti Pumps (India) Limited

Dinesh Patidar  
Chairman and Managing Director  
DIN:00549552

Ramesh Patidar  
Executive Director  
DIN:00931437

Dinesh Patel  
Chief Financial Officer

Ravi Patidar  
Company Secretary  
M. No. ACS 32328



# Standalone Cash Flow Statement

## For The Year Ended March 31, 2023

(₹ in Lacs)

Particulars	For the Year Ended March 31, 2023		For the Year Ended March 31, 2022
<b>A CASH FLOW FROM OPERATING ACTIVITIES</b>			
Net Profit & loss before tax as per profit & Loss Account		3,010.17	6,867.12
Adjusted For :			
Depreciation and Amortisation Expense	1,716.09		1,734.29
Interest Income	(66.35)		(307.70)
Dividend Income	(374.01)		(453.58)
Interest Expenses	1,033.96		995.56
Provision for Doubtful Debts	67.99		75.73
Re-measurement (gains) / loss on defined benefit plans	16.93		(37.71)
Unrealised Exchange (gains)/loss (net)	(8.85)		(12.86)
(Profit) /Loss on sale of property, plant and equipment (net)	(7.37)		2.57
		2,378.39	1,996.28
<b>Operating Profit Before Working Capital Changes</b>		<b>5,388.56</b>	<b>8,863.40</b>
Adjusted For :			
(Increase)/Decrease in Trade and Other Receivables	11,889.34		(11,693.23)
(Increase)/Decrease in Inventories	1,082.21		(7,630.54)
Increase/(Decrease) in Trade and other payables	(13,302.25)		11,295.97
		(330.70)	(8,027.81)
<b>Net Cash Flow From Operating Activities</b>		<b>5,057.86</b>	<b>835.59</b>
Income taxes (paid)/refund (net)	(1,854.26)		(319.41)
		(1,854.26)	(319.41)
<b>Net Cash Flow From/(Used In) Operating Activities (A)</b>		<b>3,203.60</b>	<b>516.18</b>
<b>B CASH FLOW FROM INVESTING ACTIVITIES</b>			
Purchase of Property, Plant and Equipment	(1,521.10)		(1,647.87)
Purchase of Intangible Assets	(13.96)		(66.68)
Sale of Fixed Assets	295.20		279.50
Movement in Capital Work-in-Progress	(96.82)		8.39
Movement in Advance for Capital Goods	2.59		(11.17)
Disinvestment/(Investment) in Subsidiaries	(775.00)		(51.00)
Interest Received	121.43		272.86
Dividend Received	374.01		453.58
(Deposits)/Redemption with banks	553.19		799.90
<b>Net Cash Flow From/(Used In) Investing Activities (B)</b>		<b>(1,060.46)</b>	<b>37.52</b>

Particulars	For the Year Ended March 31, 2023		For the Year Ended March 31, 2022	
<b>C CASH FLOW FROM FINANCING ACTIVITIES</b>				
Repayment of Long Term Borrowings	(245.00)		(1,199.92)	
Proceeds/(Repayment) from Short Term Borrowings (Net )	(2,458.54)		4,289.26	
Dividend Paid	(367.60)		(1,470.41)	
Interest Paid	(1,048.86)		(981.61)	
<b>Net Cash Flow From/(Used In) Financing Activities (C)</b>		<b>(4,120.00)</b>		<b>637.32</b>
<b>Net Change in Cash &amp; Cash Equivalents (A+B+C)</b>		<b>(1,976.86)</b>		<b>1,191.02</b>
Cash & Cash Equivalents at the beginning of the year		2,821.40		1,630.38
<b>Cash &amp; Cash Equivalents at the end of the year</b>		<b>844.54</b>		<b>2,821.40</b>

Note :

- Figures in brackets represent Cash Outflow.
- Cash and Cash Equivalents comprise of :

(₹ in Lacs)

Particulars	As at March 31, 2023	As at March 31, 2022
Cash in Hand	1.91	1.92
Balance with Scheduled Banks	475.19	1,911.72
Fixed Deposit with Maturity Less than three months	367.44	907.76
<b>Total</b>	<b>844.54</b>	<b>2,821.40</b>

As per our report of even date

**For PGS & Associates**  
Chartered Accountants  
ICAI Firm Registration No. : 122384W

**Premal Gandhi**  
Partner  
M.No.111592  
UDIN: 23111592BGXFCX3842

Place: Pithampur  
Date: May 05, 2023

**For and on behalf of the Board of Directors of  
Shakti Pumps (India) Limited**

**Dinesh Patidar**  
Chairman and Managing Director  
DIN:00549552

**Ramesh Patidar**  
Executive Director  
DIN:00931437

**Dinesh Patel**  
Chief Financial Officer

**Ravi Patidar**  
Company Secretary  
M. No. ACS 32328

# Standalone Statement of Changes in Equity

## For The Year Ended March 31, 2023

### A Equity share capital

(₹ in Lacs)

Particulars	As at March 31, 2023			As at March 31, 2022		
	Number of shares	Face value (INR)	Rs. in Lacs	Number of shares	Face value	Rs. in Lacs
Balance as at beginning of the year	18,380,156	10.00	1,838.02	18,380,156	10.00	1,838.02
Changes due to prior period errors	-	-	-	-	-	-
Restated balance at the beginning of the current reporting period	18,380,156	10.00	1,838.02	18,380,156	10.00	1,838.02
Changes during the current year	-	-	-	-	-	-
<b>Balance at the end of the year</b>	<b>18,380,156</b>	<b>10.00</b>	<b>1,838.02</b>	<b>18,380,156</b>	<b>10.00</b>	<b>1,838.02</b>

### B Other Equity

(₹ In Lacs)

Particulars	Reserve & Surplus				Total
	Capital Reserve	Securities Premium	Retained Earnings	General Reserve	
Balance as at April 1, 2021	20.58	8,797.82	9,800.11	9,752.49	28,370.99
Profit /(Loss) for the year	-	-	5,559.40	-	5,559.40
Dividend Paid	-	-	(1,470.41)	-	(1,470.41)
Remeasurement of net defined benefit plan	-	-	(28.22)	-	(28.22)
<b>Balance as at March 31, 2022</b>	<b>20.58</b>	<b>8,797.82</b>	<b>13,860.87</b>	<b>9,752.49</b>	<b>32,431.75</b>
Profit /(Loss) for the year	-	-	2,398.55	-	2,398.55
Dividend Paid	-	-	(367.60)	-	(367.60)
Remeasurement of net defined benefit plan	-	-	12.67	-	12.67
<b>Balance as at March 31, 2023</b>	<b>20.58</b>	<b>8,797.82</b>	<b>15,904.49</b>	<b>9,752.49</b>	<b>34,475.37</b>

As per our report of even date

For PGS & Associates  
Chartered Accountants  
ICAI Firm Registration No. : 122384W

**Premal Gandhi**  
Partner  
M.No.111592  
UDIN: 23111592BGXFCX3842

Place: Pithampur  
Date: May 05, 2023

For and on behalf of the Board of Directors of  
Shakti Pumps (India) Limited

**Dinesh Patidar**  
Chairman and Managing Director  
DIN:00549552

**Ramesh Patidar**  
Executive Director  
DIN:00931437

**Dinesh Patel**  
Chief Financial Officer

**Ravi Patidar**  
Company Secretary  
M. No. ACS 32328

# Notes to the Standalone Financial Statements

## for the year ended March 31, 2023

### 1. Corporate Information:

Shakti Pumps India Limited ("SPIL" or "the Company") is a public limited company domiciled in India and incorporated under the provisions of the Indian Companies Act. SPIL is engaged in manufacturing of Pumps, Motors & their spare parts. The core products of the Company are Engineered Pumps, Industrial Pumps, and Solar Pumps etc.

### 2. Basis of preparation of financial statements and significant accounting policies:

#### 2.1 Basis of Preparation

The financial statements have been prepared in accordance with Indian Accounting Standards (Ind AS) as prescribed under Section 133 of the Companies Act, 2013 read with Companies (Indian Accounting Standards) Rules, 2015 and Companies (Indian Accounting Standards) (Amendment) Rules, 2016 and relevant provisions of the Companies Act, 2013.

#### 2.2 Basis of Measurement

These financial statements have been prepared in Indian Rupee which is the functional currency of the Company. These financial statements have been prepared on historical cost basis, except for certain financial instruments which are measured at fair value or amortised cost at the end of each reporting period, as explained in the accounting policies below.

The statement of cash flows has been prepared under indirect method.

#### 2.3 Use of judgments, estimates and assumptions

The preparation of these financial statements requires management judgments, estimates and assumptions that affect the application of accounting policies, the accounting disclosures made and the reported amounts of assets, liabilities, income and expenses.

Estimates and underlying assumptions are reviewed on a periodic basis. Revisions to accounting estimates are made in the period, in which, the estimates are revised and in any future periods, effected pursuant to such revision.

#### 2.4 Property, plant and equipment

##### Measurement

Freehold land is carried at historical cost. All other items of property, plant and equipment are measured at cost of acquisition or construction less accumulated depreciation and accumulated impairment loss, if any.

The cost of an item of property, plant and equipment

comprises its purchase price, including import duties and other non-refundable taxes or levies and any directly attributable cost of bringing the asset to its working condition for its intended use; any discounts and rebates are deducted in arriving at the purchase price.

Borrowing costs directly attributable to the construction or acquisition of a qualifying asset up to completion or acquisition are capitalized as part of the cost. The present value of the expected cost for the decommissioning of an asset after its use is included in the cost of the respective asset if the recognition criteria for a provision are met.

When parts of an item of property, plant and equipment have different useful lives, they are accounted for as separate items (major components) of property, plant and equipment.

Property, plant and equipment under construction are disclosed as capital work-in-progress. Advances paid towards the acquisition of property, plant and equipment outstanding at each reporting date are disclosed under "Other non-current assets".

##### Subsequent costs

The cost of replacing a part of an item of property, plant and equipment is recognised in the carrying amount of the item if it is probable that the future economic benefits embodied within the part will flow to the Company and its cost can be measured reliably. The carrying amount of the replaced part is derecognised. The costs of the day-to-day servicing of property, plant and equipment are recognised in the statement of profit and loss as incurred.

##### Disposal

An item of property, plant and equipment is derecognised upon disposal or when no future benefits are expected from its use or disposal. Gains and losses on disposal of an item of property, plant and equipment are determined by comparing the proceeds from disposal with the carrying amount of property, plant and equipment, and are recognised net within other income/expenses in the statement of profit and loss.

##### Depreciation

Depreciation is calculated over the depreciable amount, which is the cost of an asset, or other amount substituted for cost, less its residual value. Depreciation is recognised in the statement of profit and loss on a straight-line basis over the estimated useful lives of each part of an item of property, plant and equipment as prescribed in Schedule II of the Companies Act 2013 except in the cases mentioned below where the management based on the technical evaluation have estimated the life to be lower than the life prescribed in schedule II.

Depreciation is not recorded on capital work-in-progress until construction and installation are complete and the asset is ready for its intended use.

## 2.5 Intangible assets

### Recognition and measurement

Intangible assets are recognised when the asset is identifiable, is within the control of the Company, it is probable that the future economic benefits that are attributable to the asset will flow to the Company and cost of the asset can be reliably measured.

Intangible assets acquired by the Company that have finite useful lives are measured at cost less accumulated amortisation and accumulated impairment losses (if any).

### Subsequent measurement

Subsequent expenditure is capitalised only when it increases the future economic benefits embodied in the specific asset to which it relates.

### Amortisation

Amortisation is calculated over the cost of the asset, or other amount substituted for cost, less its residual value. Amortisation is recognised in statement of profit and loss on a straight-line basis over the estimated useful lives of intangible assets from the date that they are available for use, since this most closely reflects the expected pattern of consumption of the future economic benefits embodied in the asset.

Amortisation is not recorded on intangible assets under development until development is complete and the asset is ready for its intended use.

**The intangible asset are amortised over the estimated useful lives as given below: -**

- Computer Software : 15 years

## 2.6 Inventories

Inventories are valued at lower of cost and net realisable value. The cost is computed on weighted average basis. Inventories of Finished Goods and Work-In-Progress include cost of conversion and other costs incurred in bringing the inventories to their present location and condition.

## 2.7 Research and Development Expenditure

Revenue expenditure on research & development is charged to the Statement of Profit and Loss of the year in which it is incurred.

Capital expenditure incurred during the period on research & development is accounted for as an addition to property, plant & equipment.

## 2.8 Foreign currencies transactions

### Transactions and balances

Transactions in foreign currency are recorded at exchange rates prevailing at the date of transactions. Exchange

differences arising on foreign exchange transactions settled during the year are recognised in the statement of profit and loss.

Monetary assets and liabilities denominated in foreign currencies which are outstanding, as at the reporting period are translated at the closing exchange rates and the resultant exchange differences are recognised in the statement of profit and loss.

Non-monetary assets and liabilities denominated in foreign currencies that are measured in terms of historical cost are translated using the exchange rate at the date of the transaction.

## 2.9 Borrowing costs

Borrowing costs are interest and other costs that an entity incurs in connection with the borrowing of funds.

Borrowing costs directly attributable to the acquisition, construction or production of a qualifying asset are capitalized in the cost of that asset. Qualifying assets are those assets which necessarily takes a substantial period of time to get ready for its intended use. All other borrowing costs are recognised in the year in which they are incurred.

## 2.10 Current and Non-Current Classification

All assets and liabilities are classified into current and non-current.

### Assets

An asset is classified as current when it satisfies any of the following criteria:

- It is expected to be realised in or is intended for sale or consumption in the Company's normal operating cycle;
- It is held primarily for the purpose of being traded;
- It is expected to be realised within 12 months after the reporting date; or
- It is cash or cash equivalent unless it is restricted from being exchanged or used to settle a liability for at least 12 months after the reporting date.

Current assets include the current portion of non-current financial assets. All other assets are classified as non-current.

### Liabilities

A liability is classified as current when it satisfies any of the following criteria:

- It is expected to be settled in the Company's normal operating cycle;
- It is held primarily for the purpose of being traded;
- It is due to be settled within 12 months after the reporting date; or
- The company does not have an unconditional right to defer settlement of the liability for at least 12

months after the reporting date. Terms of a liability that could, at the option of the counterparty, result in its settlement by the issue of equity instruments do not affect its classification.

Current liabilities include current portion of non-current financial liabilities. All other liabilities are classified as non-current.

Operating cycle is the time between the acquisition of assets for processing and their realisation in cash and cash equivalents.

### 2.11 Investment

Current investments are carried at lower of cost and fair value. Non-current investments are stated at cost. Provision for diminution in the value of long term investment is made only if such a decline is other than temporary.

### 2.12 Employee benefits

#### Short-term employee benefits

All employee benefits payable wholly within twelve months of rendering the services are classified as short term employee benefits. Benefits such as salaries, wages, expected cost of bonus and short term compensated absences, leave travel allowance etc. are recognised in the period in which the employee renders the related service.

#### Defined Benefit Plans

The Company operates a gratuity plan covering qualifying employees. The benefit payable is the greater of the amount calculated as per the payment of Gratuity Act or the Company scheme applicable to the employee. The benefit vests upon completion of five years of continuous service and once vested it is payable to employees on retirement or on termination of employment. In case of death while in service, the gratuity is payable irrespective of vesting. The Company makes annual contribution to the group gratuity scheme administered by the Life Insurance Corporation of India through its Gratuity Trust Fund.

#### Defined contribution plans

Company's contribution to Provident Fund, ESIC scheme for the year is charged to Profit and Loss account. Retirement benefit, medical reimbursement and leave payments to employees are recognised as employee benefit expense when they are due.

### 2.13 Lease

The Company, as a lessee, recognises a right-of-use asset and a lease liability for its leasing arrangements, if the contract conveys the right to control the use of an identified asset.

The contract conveys the right to control the use of an identified asset, if it involves the use of an identified asset and the Company has substantially all of the economic benefits from use of the asset and has right

to direct the use of the identified asset. The cost of the right-of-use asset shall comprise of the amount of the initial measurement of the lease liability adjusted for any lease payments made at or before the commencement date plus any initial direct costs incurred. The right-of-use assets is subsequently measured at cost less any accumulated depreciation, accumulated impairment losses, if any and adjusted for any remeasurement of the lease liability. The right-of-use assets is depreciated using the straight-line method from the commencement date over the shorter of lease term or useful life of right-of-use asset.

The Company measures the lease liability at the present value of the lease payments that are not paid at the commencement date of the lease. The lease payments are discounted using the interest rate implicit in the lease if that rate can be readily determined. If that rate cannot be readily determined, the Company uses incremental borrowing rate.

For short-term and low value leases, the Company recognises the lease payments as an operating expense on a straight-line basis over the lease term.

### 2.14 Income tax

Income tax expense comprises current tax and deferred tax. Income tax expenses are recognised in statement of profit or loss except to the extent that it relates to items recognized in other comprehensive income (OCI).

#### Current tax

Current tax is the tax payable or receivable on the taxable income or loss for the year and any adjustment to the tax payable or receivable in respect of the previous year. It is measured using tax rates (and tax laws) enacted or substantially enacted by the reporting date.

Current tax assets/liabilities are offset only if there is a legally enforceable right to set off the recognised amounts, and it is intended to realise the asset and settle the liability on a net basis.

#### Deferred tax

Deferred tax is recognised in respect of temporary differences between the carrying amounts of assets and liabilities for financial reporting purposes and the corresponding amounts used for taxation purposes.

Deferred tax assets (if any) are recognised only to the extent that it is probable that future taxable profits will be available against which they can be used. Deferred tax assets/liabilities are reviewed at each balance sheet date and are recognised/ reduced to the extent that it is probable / no longer probable respectively that the related tax benefit will be realised.

Deferred tax is measured at the tax rates that are expected to apply to the period when the asset is realised or the liability is settled, based on the laws that have been enacted or substantively enacted by the reporting date.

## 2.15 Provisions

A Provision is recognised when the Company has a present obligation (legal or constructive) as a result of a past event and it is probable that an outflow of resources embodying economic benefits will be required to settle the obligation and a reliable estimate can be made of the amount of the obligation.

## 2.16 Financial Instruments:

A financial instrument is any contract that gives rise to a financial asset of one entity and a financial liability or equity instrument of another entity.

### (a) Financial assets

Financial assets include cash and cash equivalents, trade and other receivables, investments in securities and other eligible current and non-current assets.

At initial recognition, all financial assets are measured at fair value. Such financial assets are subsequently classified under one of the following three categories according to the purpose for which they are held. The classification is reviewed at the end of each reporting period.

- **Financial assets at amortised cost:** At the date of initial recognition, are held to collect contractual cash flows of principal and interest on principal amount outstanding on specified dates. These financial assets are intended to be held until maturity. Therefore, they are subsequently measured at amortised cost by applying the Effective Interest Rate (EIR) method to the gross carrying amount of the financial asset. The EIR amortisation is included as interest income in the profit or loss. The losses arising from impairment are recognised in the profit or loss.
- **Financial assets at fair value through other comprehensive income:** At the date of initial recognition, are held to collect contractual cash flows of principal and interest on principal amount outstanding on specified dates, as well as held for selling. Therefore, they are subsequently measured at each reporting date at fair value, with all fair value movements recognised in Other Comprehensive Income (OCI). Interest income calculated using the Effective Interest Rate (EIR) method, impairment gain or loss and foreign exchange gain or loss are recognised in the Statement of Profit and Loss. On derecognition of the asset, cumulative gain or loss previously recognised in Other Comprehensive Income is reclassified from the OCI to Statement of Profit and Loss.
- **Financial assets at fair value through profit or loss:** At the date of initial recognition, financial assets are held for trading, or which

are measured neither at Amortised Cost nor at Fair Value through OCI. Therefore, they are subsequently measured at each reporting date at fair value, with all fair value movements recognised in the Statement of Profit and Loss.

Investment in Equity shares of subsidiaries and associates are valued at cost.

The Company derecognises a financial asset when the contractual rights to the cash flows from the financial asset expire or it transfers the financial asset and the transfer qualifies for derecognition under Ind AS 109.

The company assesses impairment based on the expected credit losses (ECL) model to all its financial assets measured at amortised cost.

### (b) Financial liabilities

Financial liabilities include long-term and short-term loans and borrowings, trade and other payables and other eligible current and non-current liabilities.

All financial liabilities are recognised initially at fair value and, in the case of loans and borrowings and other payables, net of directly attributable transaction costs. After initial recognition, financial liabilities are classified under one of the following two categories:

- **Financial liabilities at amortised cost:** After initial recognition, such financial liabilities are subsequently measured at amortised cost by applying the Effective Interest Rate (EIR) method to the gross carrying amount of the financial liability. The EIR amortisation is included in finance expense in the profit or loss.
- **Financial liabilities at fair value through profit or loss:** which are designated as such on initial recognition, or which are held for trading. Fair value gains / losses attributable to changes in own credit risk is recognised in OCI. These gains / losses are not subsequently transferred to Statement of Profit and Loss. All other changes in fair value of such liabilities are recognised in the Statement of Profit and Loss.

The Company derecognises a financial liability when the obligation specified in the contract is discharged, cancelled or expires.

## 2.17 Revenue Recognition

The Company derives revenues primarily from business of Sales of pumps and motors.

As per Ind AS 115 revenue is recognised upon transfer of control of promised products or services to customers in an amount that reflects the consideration which the Company expects to receive in exchange for those products or services. Revenue is measured based on the

transaction price, which is the consideration, adjusted net of returns, allowances, trade discounts and volume discounts and GST etc.

Dividend and interest income is recorded when the right to receive payment is established.

### **2.18 Earnings per share**

Basic earnings per share are computed by dividing profit or loss attributable to equity shareholders of the Company by the weighted average number of equity shares outstanding during the period. The Company did not have any potentially dilutive securities in any of the periods presented.

### **2.19 Segment Reporting**

SPIL is mainly engaged in the business of manufacturing of various types of Pumps & Motors. Operating segments are reporting in a manner consistent with the internal reporting to the Chief Operating Decision Maker (CODM).

The Board of Directors of the group assesses the financial performance and position of the group and makes strategic decisions. The Board of Directors which are identified as a CODM, consist of CMD, CFO & all other executive Directors.

Considering the nature of business & financial reporting of SPIL, the Company has only one segment as reportable segment. The Company operates in Local & Export Segments Geographically. The sales for both are separately given, but due to the nature of business the assets/liabilities and expenses for these activities cannot be bifurcated separately

### **2.20 Cash and Cash Equivalents**

Cash and cash equivalents in the balance sheet comprise cash at banks, cash on hand and highly liquid short-term deposits with an original maturity of three months or less, which are subject to an insignificant risk of changes in value.



## NON-CURRENT ASSETS

## 3 PROPERTY PLANT AND EQUIPMENT AND CAPITAL WORK-IN-PROGRESS

(₹ in Lacs)

Particulars	Other than Research and Development					Research and Development					Right of use Asset- Leases	Total	Capital Work- In- Progress			
	Freehold Land	Buildings	Plant & Machinery	Die and Tools	Computers	Furniture & Fixtures	Motor Vehicles	Office Equipment	Plant and Machinery	Die and Tools				Computers	Furniture & Fixtures	Office Equipment
<b>Gross Carrying Amount</b>																
As at March 31, 2021	178.38	3,655.93	8,277.82	9,826.72	645.28	655.07	238.36	616.62	49.16	267.64	29.35	3.44	86.89	56.34	24,586.99	57.92
Additions	-	62.78	478.12	932.25	18.48	15.78	7.89	42.91	2.49	85.23	1.51	-	24.68	0.35	1,672.47	37.03
Sales/Disposals/ Adjustments	-	-	184.83	286.71	3.08	4.11	79.38	(1.77)	-	-	-	0.16	-	-	556.49	45.42
As at March 31, 2022	178.38	3,718.71	8,571.11	10,472.26	660.68	666.73	166.87	661.30	51.66	352.87	30.85	3.28	111.57	56.69	25,702.96	49.53
Additions	-	14.88	364.80	950.83	37.25	19.48	19.33	46.04	-	59.09	2.81	-	5.09	-	1,519.61	96.82
Sales/Disposals/ Adjustments	-	36.64	580.41	49.84	2.72	-	2.61	-	-	1.05	-	-	0.14	-	673.41	-
As at March 31, 2023	178.38	3,696.95	8,355.50	11,373.25	695.22	686.21	186.21	704.73	51.66	410.90	33.66	3.28	116.52	56.69	26,549.16	146.35
<b>Accumulated Depreciation</b>																
As at March 31, 2021	-	824.55	4,000.74	6,404.28	508.34	404.84	131.41	279.64	7.00	62.46	8.19	0.69	8.99	2.81	12,643.95	-
Charge for the Year	-	94.57	513.13	849.63	60.86	48.41	22.20	55.70	3.19	37.88	4.90	0.33	9.03	1.88	1,701.70	-
Sales/Disposals/ Adjustments	-	(0.17)	68.60	109.77	2.40	1.10	68.12	(0.03)	-	-	-	0.04	-	-	249.83	-
As at March 31, 2022	-	919.28	4,445.27	7,144.14	566.80	452.15	85.49	335.38	10.20	100.34	13.09	0.98	18.02	4.69	14,095.82	-
Charge for the Year	-	96.66	511.97	839.04	44.81	47.40	15.61	57.08	3.27	44.80	5.51	0.31	10.78	1.89	1,679.13	-
Sales/Disposals/ Adjustments	-	11.68	326.80	40.38	0.89	-	-	1.48	-	(0.22)	-	-	(0.01)	-	381.00	-
As at March 31, 2023	-	1,004.99	4,630.44	7,942.80	610.72	499.55	101.10	390.97	13.47	145.37	18.60	1.29	28.81	6.58	15,394.68	-
<b>Net Block Value</b>																
As at March 31, 2022	178.38	2,799.43	4,125.83	3,328.12	93.88	214.58	81.39	325.92	41.46	252.53	17.77	2.31	93.55	52.00	11,607.14	49.53
As at March 31, 2023	178.38	2,691.96	3,725.06	3,430.45	84.49	186.66	85.11	313.76	38.19	265.54	15.07	1.99	87.71	50.11	11,154.48	146.35

A. Capital Work-in-Progress: Includes assets under construction at various plant and yet to be commissioned.

B. Property, plant and equipment pledged as security: Please refer details of security provided in Note No.14.1 & 17.1

C. Capital commitment: The estimated amount of contracts remaining to be executed on capital account, and not provided for is Rs. 279.21 Lacs as at 31st March, 2023 (Rs. 152.39 Lacs as at 31st March, 2022).

D. The Company has carried out the exercise of assessment of any indications of impairment to its property, plant and equipment as on the Balance Sheet date. Pursuant to such exercise it is determined that there has been no impairment to its property, plant and equipment during the year.

E. Capital expenditure incurred during the year on research & development is accounted for as an addition to property, plant & equipment. (Refer accounting policies 2.7)

F. Title Deed of Immovable Property: The Company does not hold any immovable property which is not in the name of the Company.

G. Revaluation of Property: The Company has not revalued its property, plant and equipment (including Right-of-Use Assets) and intangible assets during the year.

## 4 INTANGIBLE ASSETS &amp; INTANGIBLE ASSETS UNDER DEVELOPMENT

(₹ in Lacs)

Particulars	Computer Software	Intangible Assets Under Development
<b>Gross Carrying Amount</b>		
<b>As at March 31, 2021</b>	<b>522.36</b>	<b>18.01</b>
Additions	73.80	2.23
Capitalised during the year	-	(9.34)
Sales/Disposals/Adjustments	-	-
<b>As at March 31, 2022</b>	<b>596.15</b>	<b>10.89</b>
Additions	22.30	1.05
Capitalised during the year	-	-
Sales/Disposals/Adjustments	-	3.30
<b>As at March 31, 2023</b>	<b>618.45</b>	<b>8.63</b>
<b>Accumulated Amortisation</b>		
<b>As at March 31, 2021</b>	<b>100.48</b>	<b>-</b>
Charge for the Year	32.58	-
Disposals/Adjustments	-	-
<b>As at March 31, 2022</b>	<b>133.07</b>	<b>-</b>
Charge for the Year	36.24	-
Disposals/Adjustments	-	-
<b>As at March 31, 2023</b>	<b>169.30</b>	<b>-</b>
<b>Net Block Value</b>		
<b>As at March 31, 2022</b>	<b>463.09</b>	<b>10.89</b>
<b>As at March 31, 2023</b>	<b>449.15</b>	<b>8.63</b>

## (a) Capital Work-in-progress (CWIP) Ageing Schedule : Projects in progress (₹ In Lacs)

Period of	As at March 31, 2023	As at March 31, 2022
Less than 1 year	96.82	-
1-2 years	-	2.08
2-3 years	2.08	-
More than 3 years	47.45	47.45
<b>Total</b>	<b>146.35</b>	<b>49.53</b>

## (b) Intangible Asset Under Development (IAUD) Ageing Schedule : Projects in progress (₹ In Lacs)

Period of	As at March 31, 2023	As at March 31, 2022
Less than 1 year	1.05	2.25
1-2 years	-	-
2-3 years	2.25	6.04
More than 3 years	5.34	2.60
<b>Total</b>	<b>8.63</b>	<b>10.89</b>

## NON-CURRENT ASSETS

### 5 Financial Assets

#### 5.1 Investments (At Cost) (Unquoted fully paid-up unless otherwise stated)

(₹ in Lacs)

Particulars	As at March 31, 2023	As at March 31, 2022
<b>Investments in Subsidiaries :</b>		
(i) Equity Instrument of Subsidiaries	2,719.95	1,944.95
<b>Investments in Others :</b>		
(i) Equity Instrument of Others (in Cosmos Bank)	0.02	0.02
<b>Total</b>	<b>2,719.97</b>	<b>1,944.97</b>

#### (a) Equity Instrument of Subsidiaries

(₹ in Lacs)

Particulars	As at March 31, 2023	As at March 31, 2022
19,95,761 Shares of Shakti Energy Solution Pvt Ltd. (₹ 10 each) (As at March 31, 2022, 19,95,761 shares)	1,649.89	1,649.89
82,60,000 Shares of Shakti EV Mobility Pvt Ltd (₹ 10 each)* (As at March 31, 2022, 5,10,000)	826.00	51.00
6 Shares of Shakti Pumps FZE (AED 1,50,000 each) (As at March 31, 2022, 6 shares)	156.56	156.56
65,000 Shares of Shakti Pumps USA LLC (USD 1 each) (As at March 31, 2022, 65,000 shares)	33.32	33.32
41,000 Shares of Shakti Pumps (Bangladesh) Limited (Taka 100 each) (As at March 31, 2022, 41,000 shares)	37.27	37.27
Investment in Shakti Pumps (Shanghai) Limited	16.92	16.92
<b>Total</b>	<b>2,719.95</b>	<b>1,944.95</b>

#### Note:

- During the current year, The company has invested in wholly owned subsidiary i.e (Shakti EV Mobility Pvt Ltd) (Formally known as Shakti Green Industries Pvt. Ltd.) ₹ 775 Lacs for 77,50,000 shares @ ₹ 10 each.
- Compliance with number of layers of companies: The Company has complied with the number of layers prescribed under clause (87) of section 2 of the Act read with Companies (Restriction on number of Layers) Rules, 2017.

#### 5.2 Other Financial Assets

(₹ in Lacs)

Particulars	As at March 31, 2023	As at March 31, 2022
(i) Fixed Deposit with Maturity more than 12 months	640.68	-
(ii) Security Deposits	467.12	286.52
Less: Provision for Doubtful Deposits	(42.74)	(42.74)
<b>Total</b>	<b>1,065.06</b>	<b>243.79</b>

**6 Non-Current Tax Assets (Net)**

(₹ in Lacs)

Particulars	As at March 31, 2023	As at March 31, 2022
(i) Net Income Tax Assets	140.51	24.58
<b>Total</b>	<b>140.51</b>	<b>24.58</b>

**7 Other Non-Current Assets**

(₹ in Lacs)

Particulars	As at March 31, 2023	As at March 31, 2022
<b>(Unsecured, considered good)</b>		
(i) Capital Advances	29.80	32.39
(ii) Balances with Government Authorities	472.24	444.15
Less: Provision for Doubtful Assets	(280.49)	(280.49)
<b>Total</b>	<b>221.54</b>	<b>196.05</b>

**CURRENT ASSETS****8 Inventories**

(₹ in Lacs)

Particulars	As at March 31, 2023	As at March 31, 2022
(i) Raw Material	7,775.25	8,630.62
(ii) Packing Material & Consumables	102.89	84.31
(iii) Work In Process	3,660.28	3,803.61
(iv) Finished Goods	6,526.81	6,391.39
(v) Stock in Transit	138.12	375.66
<b>Total</b>	<b>18,203.37</b>	<b>19,285.58</b>

**Notes:**

- Inventories are hypothecated with the bankers against working capital limits. {Refer note 17.1(b)}
- Valued at lower of cost and Net Realisable value unless otherwise stated (Refer accounting policies)

**9 Financial Assets****9.1 Trade Receivables**

(₹ in Lacs)

Particulars	As at March 31, 2023	As at March 31, 2022
<b>(Unsecured, at amortised cost)</b>		
(i) Considered good	21,819.92	36,188.59
(ii) Considered doubtful	107.51	103.24
Less : Provision for expected credit Loss	(107.51)	(103.24)
<b>Total</b>	<b>21,819.92</b>	<b>36,188.59</b>

**Notes:**

- Trade Receivable are hypothecated with the bankers against working capital limits. {Refer note 17.1(b)}
- Trade receivables are usually non-interest bearing and are on trade terms of 30 to 180 days.
- Related party transactions & balance {Refer note no. 37}

(a) Trade Receivable Ageing Schedule

(Ageing from due date of payment)

As at March 31, 2023

(₹ in Lacs)

Range of O/s period	Considered Good		Significant increase in credit risk		Total
	Undisputed	Disputed	Undisputed	Disputed	
Not Due	282.64	-	-	-	282.64
less than 6 months	11,867.39	-	-	-	11,867.39
6 months - 1 year	6,867.39	0.88	-	-	6,868.28
1-2 year	1,560.11	0.33	107.51	-	1,667.96
2-3 year	384.31	31.89	-	-	416.20
> 3 years	802.73	22.24	-	-	824.97
<b>Total</b>	<b>21,764.57</b>	<b>55.35</b>	<b>107.51</b>	<b>-</b>	<b>21,927.43</b>

(b) Trade Receivable Ageing Schedule

(Ageing from due date of payment)

As at March 31, 2022

(₹ in Lacs)

Range of O/s period	Considered Good		Significant increase in credit risk		Total
	Undisputed	Disputed	Undisputed	Disputed	
Not Due	2,514.52	-	-	-	2,514.52
less than 6 months	29,517.70	-	-	-	29,517.70
6 months - 1 year	2,170.39	-	-	-	2,170.39
1-2 year	926.41	5.05	103.24	-	1,034.70
2-3 year	546.00	0.19	-	-	546.19
> 3 years	484.83	23.50	-	-	508.33
<b>Total</b>	<b>36,159.86</b>	<b>28.73</b>	<b>103.24</b>	<b>-</b>	<b>36,291.83</b>

9.2 Cash and Cash Equivalents

(₹ in Lacs)

Particulars	As at March 31, 2023	As at March 31, 2022
(i) Cash in Hand	1.91	1.92
(ii) Balance with Scheduled Banks :		
(a) In Current Accounts	475.19	1,911.72
(b) Fixed Deposit with Maturity less than 3 Months	367.44	907.76
<b>Total</b>	<b>844.54</b>	<b>2,821.40</b>

9.3 Other Bank Balances

(₹ in Lacs)

Particulars	As at March 31, 2023	As at March 31, 2022
(i) In Fixed Deposit Accounts	595.47	1,150.67
(ii) Unclaimed Dividend	20.34	18.32
<b>Total</b>	<b>615.81</b>	<b>1,168.99</b>

Notes:

- 1 Fixed deposit with remaining maturity of more than three months have been disclosed under other bank balances.
- 2 The Company can utilise the balance of unclaimed dividend towards settlement of unclaimed dividend.

## Current Assets

### 9.4 Others Financial Assets

(₹ in Lacs)

Particulars	As at March 31, 2023	As at March 31, 2022
<b>(Unsecured- considered good)</b>		
(i) Security Deposits	218.33	209.40
(ii) Interest Receivable on Fixed Deposits with Bank	85.21	140.29
<b>Total</b>	<b>303.54</b>	<b>349.68</b>

### 10 Current Tax Assets (Net)

(₹ in Lacs)

Particulars	As at March 31, 2023	As at March 31, 2022
(i) Net Income Tax Assets	1,118.27	58.30
<b>Total</b>	<b>1,118.27</b>	<b>58.30</b>

### 11 Other Current Assets

(₹ in Lacs)

Particulars	As at March 31, 2023	As at March 31, 2022
<b>(Unsecured- considered good)</b>		
(i) Prepaid Expenses	919.54	723.13
(ii) Advance to Suppliers	1,691.75	211.84
(iii) Statutory and Other Receivables	4,980.52	5,043.18
<b>Total</b>	<b>7,591.81</b>	<b>5,978.15</b>

### 12 Share Capital

(₹ in Lacs)

Particulars	As at March 31, 2023		As at March 31, 2022	
	No. of Shares	Amount	No. of Shares	Amount
<b>Authorised :</b>				
Equity Shares of ₹10/- each	25,000,000	2,500.00	25,000,000	2,500.00
15 % Compulsory Convertible Preference Shares of ₹100/- each	1,500,000	1,500.00	1,500,000	1,500.00
<b>Total</b>	<b>26,500,000</b>	<b>4,000.00</b>	<b>26,500,000</b>	<b>4,000.00</b>
<b>Issued &amp; Subscribed :</b>				
Equity shares of ₹10/- each	18,560,356	1,856.04	18,560,356	1,856.04
15 % Compulsory Convertible Preference Shares of ₹100/- each	-	-	-	-
<b>Total</b>	<b>18,560,356</b>	<b>1,856.04</b>	<b>18,560,356</b>	<b>1,856.04</b>
<b>Paid Up Capital :</b>				
Equity Shares of ₹10/- each	18,380,156	1,838.02	18,380,156	1,838.02
15 % Compulsory Convertible Preference Shares of ₹100/- each	-	-	-	-
<b>Total</b>	<b>18,380,156</b>	<b>1,838.02</b>	<b>18,380,156</b>	<b>1,838.02</b>

### 12.1 Terms/rights attached to the equity shares :

- (i) The Company has only one class of equity shares having a par value of ₹10/- per share.
- (ii) Each holder of equity shares is entitled to one vote per share. The Company declares and pays dividend in Indian rupees. The dividend proposed by the Board of Directors is subject to the approval of the shareholders in the ensuing Annual General Meeting except in case of interim dividend.
- (iii) In the event of liquidation of the Company, the holders of equity shares will be entitled to receive remaining assets of the Company after distribution of all preferential amounts. The distribution will be in proportion to the number of equity shares held by the shareholders.

12.2 1,80,200 Shares out of Issued Share are forfeited by the company which has not been reissued.

### 12.3 Reconciliation of the no. of shares outstanding at the beginning and at the end of the year :

#### (a) Equity Shares :

(₹ in Lacs)

Particulars	As at March 31, 2023		As at March 31, 2022	
	No. of Shares	Amount	No. of Shares	Amount
Balance as at the beginning of the year	18,380,156	1,838.02	18,380,156	1,838.02
Add: Additional equity shares issued during the year	-	-	-	-
Less: Equity shares forfeited/bought back during the year	-	-	-	-
<b>Balance as at the end of the year</b>	<b>18,380,156</b>	<b>1,838.02</b>	<b>18,380,156</b>	<b>1,838.02</b>

### 12.4 The details of shareholders holding more than 5% Shares :

Name of the Shareholder	As at March 31, 2022		As at March 31, 2021	
	No. of Shares	% held	No. of Shares	% held
(i) Mr. Dinesh Patidar	3,768,100	20.50%	3,768,100	20.50%
(ii) Mr. Sunil Patidar	1,562,200	8.50%	1,562,200	8.50%
(iii) Mr. Ankit Patidar	1,500,000	8.16%	1,500,000	8.16%
(iv) Shakti Irrigation India Limited	932,000	5.07%	932,000	5.07%

### 12.5 Shareholding of Promoters

#### (a) Shares held by promoters at March 31, 2023

Name of the Promoter	No. of Shares	% of total shares	% change 2022-23
(i) Mr. Dinesh Patidar	3,768,100	20.50%	-
(ii) Mr. Sunil Patidar	1,562,200	8.50%	-
(iii) Mr. Ankit Patidar	1,500,000	8.16%	-
(iv) Shakti Irrigation India Limited	932,000	5.07%	-
(v) Vintex Tools Private Limited	790,000	4.30%	1.32%
(vi) Mrs. Geeta Patidar	610,800	3.32%	-
(vii) Mrs. Aishwarya Patidar	385,400	2.10%	-
(viii) Mrs. Indira Patidar	334,000	1.82%	-
(ix) Mrs. Pallavi Patidar	341,800	1.86%	-
(x) Mrs. Seema Patidar	94,000	0.51%	-
<b>Total</b>	<b>10,318,300</b>	<b>56.14%</b>	
Total No of Shares issued and Subscribed	18,380,156		

## (b) Shares held by promoters at March 31, 2022

Name of the Promoter		No. of Shares	% of total shares	% change 2021-22
(i)	Mr. Dinesh Patidar	3,768,100	20.50%	-
(ii)	Mr. Sunil Patidar	1,562,200	8.50%	-
(iii)	Mr. Ankit Patidar	1,500,000	8.16%	-
(iv)	Shakti Irrigation India Limited	932,000	5.07%	-
(v)	Vintex Tools Private Limited	548,000	2.98%	0.16%
(vi)	Mrs. Geeta Patidar	610,800	3.32%	-
(vii)	Mrs. Aishwarya Patidar	385,400	2.10%	-
(viii)	Mrs. Indira Patidar	334,000	1.82%	-
(ix)	Mrs. Pallavi Patidar	341,800	1.86%	-
(x)	Mrs. Seema Patidar	94,000	0.51%	-
<b>Total</b>		<b>10,076,300</b>	<b>54.82%</b>	
Total No of Shares issued and Subscribed		18,380,156		

## 13 Other Equity

(₹ in Lacs)

Particulars	Reserve & Surplus				Other Comprehensive Income	Total
	Capital Reserve	Securities Premium	Retained Earnings	General Reserve		
<b>Balance as at April 1, 2021</b>	<b>20.58</b>	<b>8,797.82</b>	<b>9,800.11</b>	<b>9,752.49</b>	<b>28,370.99</b>	
<b>Add/(Less):</b>						
<b>Appropriations/Adjustments :</b>						
Profit /(Loss) for the year	-	-	5,559.40	-	5,559.40	
Dividend Paid	-	-	(1,470.41)	-	(1,470.41)	
Remeasurement of net defined benefit plan	-	-	(28.22)	-	(28.22)	
<b>Balance as at March 31, 2022</b>	<b>20.58</b>	<b>8,797.82</b>	<b>13,860.87</b>	<b>9,752.49</b>	<b>32,431.75</b>	
<b>Add/(Less):</b>						
<b>Appropriations/Adjustments :</b>						
Profit /(Loss) for the year	-	-	2,398.55	-	2,398.55	
Dividend Paid	-	-	(367.60)	-	(367.60)	
Remeasurement of net defined benefit plan	-	-	12.67	-	12.67	
<b>Balance as at March 31, 2023</b>	<b>20.58</b>	<b>8,797.82</b>	<b>15,904.49</b>	<b>9,752.49</b>	<b>34,475.37</b>	



## 14 Financial Liabilities

### 14.1 Non Current Borrowings

(₹ in Lacs)

Particulars	As at March 31, 2023	As at March 31, 2022
<b>Term Loans:</b>		
(i) Term loan from Bank		
Rupee Loan	-	256.29
Foreign Currency Loan	487.87	732.87
<b>Less: Current Maturities of Long Term Borrowings</b>	<b>(245.00)</b>	<b>(501.29)</b>
<b>Total</b>	<b>242.87</b>	<b>487.87</b>

(a) Interest rate of the above loan in range between 6.00% to 9.50% per annum.

(b) Borrowings from banks are secured by way of :-

- (i) First parri passu charge on both present and/or future, movable & immoveable property, plant & equipments.
- (ii) Second parri passu charge on both present and/or future, current assets including inventories & receivables.

(c) Amount payable during next 12 months, disclosed under the head "Current Borrowings" (Note No. 17.1)

(d) Utilisation of Borrowings taken from Bank and Financial Institution

- The company has not taken any fresh loan from banks and financial institutions during the year.

(e) Maturity Profile of the above loan as below :

(₹ in Lacs)

Particulars	As at March 31, 2023	As at March 31, 2022
(i) Within One year	245.00	501.29
(ii) Two to Five years	242.87	487.87
<b>Total</b>	<b>487.87</b>	<b>989.16</b>

### 14.2 Lease Liability

(₹ in Lacs)

Particulars	As at March 31, 2023	As at March 31, 2022
(i) Lease Liability Payable	43.08	43.43
<b>Total</b>	<b>43.08</b>	<b>43.43</b>

Amount payable during next 12 months, disclosed under the head "Lease Liability [Current]" (Note No. 17.2)

Disclosures as required by Ind AS 116 'Lease' are stated below

(a) Lease Liability Movement

(₹ in Lacs)

Particulars	As at March 31, 2023	As at March 31, 2022
<b>Opening Balance /Transaction Adjustment</b>	<b>48.92</b>	<b>49.24</b>
Add: Addition during the year	(0.03)	-
Interest on lease liability	5.17	5.17
Less: Lease rental payments	(5.49)	(5.49)
<b>Total</b>	<b>48.57</b>	<b>48.92</b>

**(b) Maturity Analysis of Lease Liabilities**

(₹ in Lacs)

Particulars	As at March 31, 2023	As at March 31, 2022
(i) Not later than one year	5.49	5.49
(ii) Later than one year but not later than five years	21.96	21.96
(iii) Later than five years	21.11	21.47
<b>Total</b>	<b>48.57</b>	<b>48.92</b>

**15 Provisions**

(₹ in Lacs)

Particulars	As at March 31, 2023	As at March 31, 2022
<b>Provision for Employee Benefits :</b>		
(i) Gratuity Payable	582.53	541.93
(ii) Leave Encashment	35.34	30.31
<b>Total</b>	<b>617.86</b>	<b>572.24</b>

{Refer provision for employee benefits note no.35}

**16 Deferred Tax Liabilities (Net)**

(₹ in Lacs)

Particulars	As at March 31, 2023	As at March 31, 2022
<b>Tax effect of items constituting deferred tax liabilities:</b>		
(i) Property, plant and equipment	462.99	525.48
<b>Total</b>	<b>462.99</b>	<b>525.48</b>

**CURRENT LIABILITIES****17 Financial liabilities****17.1 Current Borrowings**

(₹ in Lacs)

Particulars	As at March 31, 2023	As at March 31, 2022
<b>(i) Secured Loans</b>		
Loans Repayable on Demand from Banks	6,597.20	8,799.46
Current Maturities of Long Term Borrowings	245.00	501.29
<b>Total</b>	<b>6,842.20</b>	<b>9,300.75</b>

(a) Interest rate of the above loan in range between 5.70% to 8.95%

(b) Working Capital loans and other credit facility are secured by way of :

(i) First parri passu charge on both present and/or future, current assets including inventories &amp; receivables.

(ii) Second parri passu charge on both present and/or future, movable &amp; immoveable property, plant &amp; equipments.

(c) Current Maturities of Long Term Debt

(₹ in Lacs)

Particulars	As at March 31, 2023	As at March 31, 2022
(i) Term Loan from Banks	245.00	501.29
<b>Total</b>	<b>245.00</b>	<b>501.29</b>

## 17.2 Lease Liability

(₹ in Lacs)

Particulars	As at March 31, 2023	As at March 31, 2022
(i) Lease Liability Payable	5.49	5.49
<b>Total</b>	<b>5.49</b>	<b>5.49</b>

Amount payable during next 12 months.

## 17.3 Trade payables

(₹ in Lacs)

Particulars	As at March 31, 2023	As at March 31, 2022
<b>(i) Dues to Micro, Small and Medium Enterprises</b>		
-Other than above	2,833.89	5,879.67
<b>Total</b>	<b>2,833.89</b>	<b>5,879.67</b>
<b>(ii) Dues to other than Micro, Small and Medium Enterprises</b>		
- Acceptance	1,004.34	1,135.97
-Other than above	8,691.11	21,468.47
<b>Total</b>	<b>9,695.46</b>	<b>22,604.44</b>
<b>Grand Total</b>	<b>12,529.34</b>	<b>28,484.11</b>

Related party transactions & balance {Refer note no. 37}

### (a) Trade Payable Ageing Schedule

(Ageing from due date of payment)

As at March 31, 2023

(₹ in Lacs)

Range of O/s period	MSME		Other than MSME		Total
	Undisputed	Disputed	Undisputed	Disputed	
Unbilled	-	-	-	-	-
Not Due	2,110.88	-	9,330.00	-	11,440.88
Less than 1 year	720.63	-	340.54	-	1,061.17
1-2 years	1.34	-	9.61	-	10.95
2-3 year	1.03	-	9.02	-	10.05
> 3 years	0.01	-	6.28	-	6.29
<b>Total</b>	<b>2,833.89</b>	<b>-</b>	<b>9,695.46</b>	<b>-</b>	<b>12,529.34</b>

### (b) Trade Payable Ageing Schedule

(Ageing from due date of payment)

As at March 31, 2022

(₹ in Lacs)

Range of O/s period	MSME		Other than MSME		Total
	Undisputed	Disputed	Undisputed	Disputed	
Unbilled	-	-	-	-	-
Not Due	2,699.97	-	15,421.19	-	18,121.17
Less than 1 year	3,179.69	-	7,170.01	-	10,349.70
1-2 years	-	-	8.70	-	8.70
2-3 year	-	-	3.77	-	3.77
> 3 years	-	-	0.77	-	0.77
<b>Total</b>	<b>5,879.67</b>	<b>-</b>	<b>22,604.44</b>	<b>-</b>	<b>28,484.11</b>

**(c) Amounts due to Micro, Small and Medium Enterprises**

Outstanding to Micro, Small and Medium Enterprise : ₹2833.89 Lacs Previous Year : ₹5879.67 Lacs. The identification of suppliers under "Micro, Small and Medium Enterprises Development Act, 2006" was done on the basis of the information to the extent provided by the suppliers to the Company. Total outstanding dues of Micro and Small Enterprises, which were outstanding for more than the stipulated period, are given below:

(₹ in Lacs)

Particulars	As at March 31, 2023	As at March 31, 2022
(i) Principal amount due and remaining unpaid	2,833.89	5,879.67
(ii) Interest paid	-	-
(iii) Interest due	-	-
(iv) Interest accrued and due	-	-
(v) Interest due and remaining unpaid	-	-

**17.4 Other Financial Liabilities**

(₹ in Lacs)

Particulars	As at March 31, 2023	As at March 31, 2022
(i) Unclaimed Dividend *	20.33	18.32
(ii) Security Deposits Payable	120.44	143.02
(iii) Creditors for Service & Others	1,575.29	1,602.23
(iv) <b>Other Payables :</b>		
-Employee Dues	412.89	416.36
-Others	1,306.96	2,747.65
<b>Total</b>	<b>3,435.91</b>	<b>4,927.58</b>

\* Investor Education and Protection Fund will be credited, as and when due.

**18 Provisions**

(₹ in Lacs)

Particulars	As at March 31, 2023	As at March 31, 2022
<b>Provision for Employee Benefits :</b>		
(i) Gratuity Payable	43.87	35.42
(ii) Leave Encashment	3.05	2.47
<b>Total</b>	<b>46.92</b>	<b>37.89</b>

{Refer provision for employee benefits note no.35}

**19 Other Current Liabilities**

(₹ in Lacs)

Particulars	As at March 31, 2023	As at March 31, 2022
(i) Advance from Customers	5,571.16	661.43
(ii) Creditors for Capital Goods	164.83	849.54
(iii) Duties and Taxes payable	126.90	225.14
<b>Total</b>	<b>5,862.89</b>	<b>1,736.12</b>

## REVENUE FROM OPERATION

### 20 Sale of Products

(₹ in Lacs)

Particulars	2022-23	2021-22
(i) Domestic Sales	69,111.09	93,384.86
(ii) Export Sales	21,010.72	16,423.13
(iii) Other Operating Income	2,214.42	2,597.83
<b>Total</b>	<b>92,336.23</b>	<b>112,405.82</b>

#### (a) Other Operating Income includes :

(₹ in Lacs)

Particulars	2022-23	2021-22
(i) Export benefits	262.43	226.70
(ii) Scrap Sales	1,943.92	2,365.56
(iii) Income from Services	0.59	5.57
(iv) Other Operating Income	7.48	-
<b>Total</b>	<b>2,214.42</b>	<b>2,597.83</b>

### I Disclosure in accordance with Ind AS - 115 "Revenue Recognition Disclosures", of the Companies (Indian Accounting Standards) Rules, 2015

#### a) Revenue disaggregation based on Product Type and Customer type:

(i) Revenue disaggregation by Product Type: Pumps and Motors.

(ii) Revenue disaggregation by Customer Type is as follows:

(₹ in Lacs)

Customer Type	2022-23	2021-22
Customers under Government Projects	62,320.04	81,484.21
Industrial Customers	1,589.82	1,551.96
OEM Customers	1,133.96	3,123.00
Export Customers	21,010.72	16,423.13
Other Customers	6,281.68	9,823.52
	<b>92,336.23</b>	<b>112,405.82</b>

### 21 Other Income

(₹ in Lacs)

Particulars	2022-23	2021-22
(i) Interest Income	66.35	307.70
(ii) Rent Received	12.00	12.12
(iii) Dividend Income	374.01	453.58
(iv) Others	237.98	289.87
<b>Total</b>	<b>690.34</b>	<b>1,063.27</b>

**EXPENSES****22 Cost of Material Consumed**

(₹ in Lacs)

Particulars	2022- 23	2021-22
Opening Stock of Raw Material	9,090.58	5,605.50
Add: Purchase of Raw Material	71,116.40	96,050.03
	<b>80,206.98</b>	<b>101,655.53</b>
Less: Closing Stock of Raw Material	8,016.27	9,090.58
<b>Total</b>	<b>72,190.71</b>	<b>92,564.95</b>

**23 Changes in Inventories of Finished Goods, Stock-In-Trade and Work-In-Progress**

(₹ in Lacs)

Particulars	2022- 23	2021-22
<b>Inventories (at Close)</b>		
(i) Finished Goods/Stock in Trade	6,526.81	6,391.39
(ii) Work-In-Progress	3,660.28	3,803.61
<b>Total</b>	<b>10,187.10</b>	<b>10,195.00</b>
<b>Inventories (at Opening)</b>		
(i) Finished Goods/Stock in Trade	6,391.39	3,162.31
(ii) Work-In-Progress	3,803.61	2,887.23
<b>Total</b>	<b>10,195.00</b>	<b>6,049.54</b>
<b>Change in Inventories</b>	<b>7.90</b>	<b>(4,145.46)</b>

**24 Employee Benefit Expenses**

(₹ in Lacs)

Particulars	2022- 23	2021-22
(i) Salaries, Wages and Bonus	4,523.08	4,526.14
(ii) Contribution to Provident and Other Funds	242.77	193.92
(iii) Staff Welfare Expenses	206.37	216.10
<b>Total</b>	<b>4,972.23</b>	<b>4,936.16</b>

**25 Finance Cost**

(₹ in Lacs)

Particulars	2022- 23	2021-22
(i) Interest to Bank	1,025.05	991.10
(ii) Interest to Other	8.91	4.45
(iii) Other Borrowing Costs	710.75	361.72
<b>Total</b>	<b>1,744.71</b>	<b>1,357.27</b>

**26 Depreciation and Amortisation Expense**

(₹ in Lacs)

Particulars	2022- 23	2021-22
(i) Depreciation	1,677.97	1,699.83
(ii) Amortisation	38.12	34.46
<b>Total</b>	<b>1,716.09</b>	<b>1,734.29</b>

## 27 Other Expenses

(₹ in Lacs)

Particulars	2022-23	2021-22
(i) Power & Fuel	206.11	213.32
(ii) Job Work Expenses	36.20	45.56
(iii) Clearing & Forwarding Charges	75.69	113.19
(iv) Freight Charges	1,315.49	1,211.20
(v) Travelling Expenses	429.92	211.56
(vi) Advertising Expenses	223.78	153.86
(vii) ECGC Premium	29.60	27.60
(viii) Selling & Distribution Expenses	4,308.57	5,406.48
(ix) Legal, professional and consultancy charges	225.65	249.69
(x) Rent	68.96	62.91
(xi) Manufacturing Expenses	409.59	475.96
(xii) Auditors Remuneration	10.00	10.00
(xiii) Corporate Social Responsibility Expenses	88.25	72.66
(xiv) Rates and taxes	38.65	114.29
(xv) Repair & Maintenance	98.58	128.31
(xvi) Conveyance Expenses	257.91	265.64
(xvii) Communication Expenses	353.86	202.15
(xviii) Directors Remuneration	957.21	958.46
(xix) Office & Administrative Expenses	69.68	63.80
(xx) Bad Debts Written off	14.41	4.46
(xxi) Provision for Doubtful Debts / Security Deposits	67.99	75.73
(xxii) Donations and Contributions	0.75	0.05
(xxiii) Software Maintenance Expenses	93.85	80.20
(xxiv) Miscellaneous Expenses	4.06	7.69
<b>Total</b>	<b>9,384.76</b>	<b>10,154.76</b>

### 27.1 Payment To Auditors :

(₹ in Lacs)

Particulars	2022- 23	2021-22
(i) For Audit	10.00	10.00
(ii) For Taxation Matters	-	-
(iii) For Other Services-Including components auditor	-	-
<b>Total</b>	<b>10.00</b>	<b>10.00</b>

**28 Earnings Per Share**

(₹ in Lacs)

Particulars	2022-23	2021-22
<b>Profit / (Loss) for the year as per Statement of Profit and Loss</b>	<b>2,398.55</b>	<b>5,559.40</b>
Weighted Average Number of Shares	18,380,156	18,380,156
Weighted average number of equity shares, (nos) for Basic DPS	18,380,156	18,380,156
Face Value of Share (₹)	10.00	10.00
<b>Basic Earning Per Share</b>	<b>13.05</b>	<b>30.25</b>
<b>Diluted Earning Per Share</b>	<b>13.05</b>	<b>30.25</b>

**29 Proposed Dividend**

A dividend at the rate of 20% i.e. ₹ 2/- per equity share is recommended by the Board of Directors at their meeting held on May 05, 2023 which is subject to approval at the ensuing Annual General Meetings, and if approved will be payable within the statutory time limits of 30 Days.

**30 Research & Development**

(₹ in Lacs)

Nature of Expenditure	2022-23	2021-22
(i) Capital Expenditure	66.55	113.92
(ii) Revenue Expenditure	299.01	338.62
<b>Total Expenditure Incurred</b>	<b>365.57</b>	<b>452.54</b>
Less: Income Earned by R&D	-	0.01
<b>Net Expenditure Incurred</b>	<b>365.57</b>	<b>452.53</b>

This includes expenditure incurred by the Company on in-house research and development in respect of eligible facilities at Pithampur (Plot No. 401, 402 & 403, Sector-III), approved by the Department of scientific and Industrial Research, Ministry of Science and Technology. (Refer accounting policies)

**31 Contingent Liabilities**

(₹ in Lacs)

Particulars	2022-23	2021-22
(i) Unexpired Letter of Credit	3,721.09	13,442.89
(ii) Commercial Tax Demand under Dispute	73.58	73.58
(iii) Income Tax Demand Under Dispute	3,883.54	3,833.54
(iv) Custom Duty Demand Under Dispute	1,387.44	1,387.44
Less : Provision for Doubtful	(280.49)	(280.49)
<b>Total</b>	<b>8,785.16</b>	<b>18,456.96</b>

**32 Expenditure in Foreign Currency on Account of :**

(₹ in Lacs)

Particulars	2022-23	2021-22
(i) Travelling Expenses	122.33	51.83
(ii) Advertisement Expenses	31.23	-
(iii) Commission on Sales	186.00	2.84
(iv) Software Development Expenses	10.86	10.53
(v) Legal, Professional and Consultancy charges	206.35	-
(vi) Testing & Other Charges	531.37	-
<b>Total</b>	<b>1,088.15</b>	<b>65.20</b>



### 33 Other Amendments with respect to Schedule III :

- (i) The company does not have any transactions with companies struck off.
- (ii) The company is not declared as wilful defaulter by any bank or financial Institution or other lender.
- (iii) The company have not traded or invested in Crypto currency or Virtual Currency during the year.
- (iv) There is no Scheme of Arrangements approved by the Competent Authority in terms of sections 230 to 237 of the Companies Act, 2013.
- (v) The company does not have any Benami property, where any proceeding has been initiated or pending against the company for holding any Benami property.
- (vi) The company does not have any charges or satisfaction which is yet to be registered with ROC beyond the statutory period.
- (vii) The company has no such transaction which is not recorded in the books of accounts that has been surrendered or disclosed as income during the year in the tax assessments under the Income Tax Act, 1961 (such as, search or survey or any other relevant provisions of the Income Tax Act, 1961.
- (viii) The Company has not advance or loaned or invested funds to any other person(s) or entity(ies), including foreign entities (Intermediaries) with the understanding (whether recorded in writing or otherwise) that the Company shall, whether, directly or indirectly lend or invest in other persons or entities identified in any manner whatsoever by or on behalf of the company (Ultimate Beneficiaries) or provide any guarantee, security or the like on behalf of the Ultimate Beneficiaries.
- (ix) The Company has not received any fund from any person(s) or entity(ies), including foreign entities (Funding Party) with the understanding (whether recorded in writing or otherwise) that the company shall, whether, directly or indirectly lend or invest in other persons or entities identified in any manner whatsoever by or on behalf of the Funding Party (Ultimate Beneficiaries) or provide any guarantee, security or the like on behalf of the Ultimate Beneficiaries.

### 34 Corporate Social Responsibility (CSR)

The company is covered under section 135 of the companies act, the following is the disclosed with regard to CSR activities:-

Particulars	(₹ in Lacs)	
	2022-23	2021-22
1 Gross amount required to be spent by the company during the year.	88.25	72.66
<b>2 Amount approved by the Board to be spent during the year:</b>		
(a) Ongoing	-	-
(b) Other than ongoing	88.25	72.66
<b>Total</b>	<b>88.25</b>	<b>72.66</b>
<b>3 Amount spent during the year on:</b>		
(a) Construction/acquisition of any asset	-	-
(b) On purposes other than (a) above	88.25	72.66
<b>Total</b>	<b>88.25</b>	<b>72.66</b>
4 Shortfall at the end of the year,	-	-
5 Total of previous years shortfall,	-	-
6 Reason for shortfall-	N.A.	N.A.
<b>7 Nature of CSR activities-</b>		
(a) I&C Charges of 5hp CSR Site Mandu	-	0.12
(b) Donation To Homeopathic Rogi Kalyan	-	0.50
(c) Shakti Foundation	-	72.05
(d) Expenditure for National Apprenticeship Promotion Scheme (NAPS)	79.42	-
(e) Expenditure for Rural Development	8.83	-
<b>Total</b>	<b>88.25</b>	<b>72.66</b>

Particulars	2022-23	2021-22
8 Details of related party transactions, e.g., contribution to a trust controlled by the company in relation to CSR expenditure as per relevant Accounting Standard,		
(a) Shakti Foundation	-	72.05
9 where a provision is made with respect to a liability incurred by entering into a contractual obligation, the movements in the provision during the year should be shown separately.	-	-
<b>10 Disclosures under section 135(5) and 135(6)</b>		
<b>A In case of S. 135(5) unspent amount</b>		
Opening Balance	-	-
Amount deposited in Specified Fund of Sch. VII within 6 months	-	-
Amount required to be spent	-	-
Amount spent during the year		
<b>Shortfall / (Excess)</b>	-	-

### 35 Employee Benefit Obligations

#### 35.1 Defined Contribution Plan :

The Company makes contribution to statutory provident fund as per Employees Provident Fund and Miscellaneous Provisions Act, 1952. This is a defined contribution plan as per IND-AS 19.

Particulars	2022-23	2021-22
Employers Contribution to Provident Fund/ Pension Fund	127.00	128.55
Employers Contribution to ESIC	1.06	2.99
<b>Total</b>	<b>128.06</b>	<b>131.55</b>

(₹ In Lacs)

#### 35.2 Defined Benefit Plan for Gratuity & for Leave Encashment :

- (i) Actuarial gains and losses in respect of defined benefit plans are recognised in the Financial statements through other comprehensive income.
- (ii) Through its defined benefit plans the Company is exposed to a number of risks, the most significant of which are detailed below:

##### a) Asset Volatility :

- (i) The plan liabilities are calculated using a discount rate; if plan assets under perform compared to the discount rate, this will create or increase a deficit.
- (ii) As the plans mature, the Company intends to reduce the level of investment risk by investing more in assets that better match the liabilities.

##### b) Life Expectancy :

The majority of the plan's obligations are to provide benefits for the service life of the member, so increases in service life expectancy will result in an increase in the plan's liabilities. This is particularly significant in the Company's defined benefit plans, where inflationary increases result in higher sensitivity to changes in service life expectancy.

The amounts recognized in the Balance Sheet are as follows :

(₹ In Lacs)

Particulars	Leave Encashment		Gratuity	
	2022-23	2021-22	2022-23	2021-22
Present value of obligation at the end of year	38.39	32.78	638.42	603.17
Fair value of plan assets at the end of year	-	-	12.03	25.82
<b>Net liability recognized in the Balance Sheet</b>	<b>38.39</b>	<b>32.78</b>	<b>626.39</b>	<b>577.35</b>

The amounts recognized in the Statement of Profit and Loss are as follows:

(₹ In Lacs)

Particulars	Leave Encashment		Gratuity	
	2022-23	2021-22	2022-23	2021-22
Current Service Cost	6.29	1.28	59.94	39.30
Interest Cost	2.46	4.10	43.52	37.03
Past Service Cost	-	-	-	-
Benefits Paid	-	-	-	-
Recognized Net Actuarial (Gain)/ Loss	0.52	(28.24)	-	-
<b>Total, included in Employee Benefit Expenses</b>	<b>9.28</b>	<b>(22.86)</b>	<b>103.46</b>	<b>76.33</b>

Changes in present value of defined benefit obligation representing reconciliation of opening and closing balances thereof are as follows :

(₹ In Lacs)

Particulars	Leave Encashment		Gratuity	
	2022-23	2021-22	2022-23	2021-22
Defined benefit obligation at beginning of the year	32.78	57.82	603.17	542.28
Current Service Cost	6.29	1.28	59.94	39.30
Past Service Cost	-	-	-	-
Interest Cost	2.46	4.10	45.30	38.45
Benefits Paid	(3.67)	(2.18)	(64.47)	(37.21)
Actuarial (Gain)/ Loss	0.52	(28.24)	(17.54)	20.35
<b>Defined benefit obligation at the end of the year</b>	<b>38.39</b>	<b>32.78</b>	<b>626.39</b>	<b>603.17</b>

The Financial assumptions used in accounting for the Gratuity Plan & Leave Encashment are set out below:

(₹ In Lacs)

Particulars	Leave Encashment		Gratuity	
	2022-23	2021-22	2022-23	2021-22
(i) Discount Rate	7.36%	7.51%	7.36%	7.51%
(ii) Salary Escalation Rate	6.00%	6.00%	6.00%	6.00%
(iii) Expected Rate of Return on Plan Assets	None	None	7.44%	7.44%

The Demographic assumptions used in accounting for the gratuity plan & leave encashment are set out below:

(₹ In Lacs)

Particulars	Leave Encashment		Gratuity	
	2022-23	2021-22	2022-23	2021-22
(i) Retirement Age	60 years	60 years	60 years	60 years
(ii) Employee Turnover :				
18-30 Years	3.00%	3.00%	3.00%	3.00%
30-45 Years	2.00%	2.00%	2.00%	2.00%
Above 45 Years	1.00%	1.00%	1.00%	1.00%

**The Sensitivity of the defined benefit obligation to changes in the weighted principal assumptions is:****Gratuity :****(₹ In Lacs)**

Principal assumption	Year	Changes in assumption	Impact on defined benefit obligation	
			Increase in assumption	Decrease in assumption
(i) Discount Rate	2023	100 Basis Points	(78.14)	94.23
	2022	100 Basis Points	(75.23)	90.75
(ii) Salary Growth Rate	2023	100 Basis Points	94.58	(79.74)
	2022	100 Basis Points	91.23	(76.86)

**Leave Encashment :****(₹ In Lacs)**

Principal assumption	Year	Changes in assumption	Impact on defined benefit obligation	
			Increase in assumption	Decrease in assumption
(i) Discount Rate	2023	100 Basis Points	(5.03)	6.10
	2022	100 Basis Points	(4.63)	5.87
(ii) Salary Growth Rate	2023	100 Basis Points	6.12	(5.13)
	2022	100 Basis Points	5.72	(4.73)

**Gratuity :****(₹ In Lacs)**

Expected Cash Flow for the Next Ten Years	March 31, 2023	March 31, 2022
Year 2023	-	35.91
Year 2024	44.38	25.48
Year 2025	18.11	20.79
Year 2026	22.94	32.53
Year 2027	34.23	37.99
Year 2028	40.17	-
Year 2028 - 2032	-	354.86
Year 2029 - 2033	424.29	-

The estimates of future salary increase, considered in actuarial valuation, take into account inflation, seniority, promotions and other relevant factors such as supply and demand in the employment market. The Company evaluates these assumptions annually based on its long-term plans of growth and industry standards. The discount rate is based on prevailing market yields on government securities as at balance sheet date for the estimated term of the obligations.

**36 Income Tax Expenses****(₹ In Lacs)**

Particulars	2022-23	2021-22
<b>(i) Profit or Loss Section</b>		
Current Tax Expenses on Profit before tax	754.31	1,922.86
(Short)/Excess provision for tax relating to prior period	(80.21)	(3.78)
Deferred Tax	(62.48)	(611.36)
<b>Total Income Tax Expenses Recognised in Statement of Profit &amp; Loss</b>	<b>611.62</b>	<b>1,307.72</b>
<b>(ii) Other Comprehensive Income (OCI) Section</b>		
Income tax charged to OCI	(4.26)	9.49
<b>(iii) Reconciliation of Effective Tax Rate</b>		
A) Profit Before Tax	3,010.17	6,867.12
B) Enacted Tax Rate In India	25.17%	25.17%

Particulars	2022-23	2021-22
C) Expected Tax Expenses	757.60	1,728.32
D) Net Dividend from Foreign subsidiary	6.41	-
E) Enacted Tax Rate In India	17.94%	-
F) Expected Tax Expenses (D*E)	1.15	-
<b>F) Tax Effect of</b>		
- Difference Between Book Depreciation And Tax Depreciation	358.89	369.94
- Deduction on account of Research and Development Expenses	-	-
- Other Provisions	(359.59)	403.04
<b>G) Net Adjustment</b>	(0.71)	772.98
H) Tax Expenses/(Saving) on Net Adjustment (G*B)	(0.18)	194.54
I) Current Tax Expenses Recognised In Statement of Profit & Loss (C+F+H)	758.57	1,922.86
J) Excess/(Short) Provision for tax relating to prior year	(80.21)	(3.78)
K) Changes on Account of Deferred Tax	(62.48)	(611.36)
<b>Net Current Tax Expenses Recognised in Statement of Profit &amp; Loss (G+H+I)</b>	<b>611.62</b>	<b>1,307.72</b>

### 37 Related Party Disclosure as required by Indian Accounting Standard 24 is as below :

#### (i) List of Related Parties and Relationships

S.No.	Description of Relationship & Name of Related Party :
<b>1.</b>	<b>Wholly Owned Foreign Subsidiary Companies :</b>
(i)	Shakti Pumps LLC, USA
(ii)	Shakti Pumps FZE , UAE
(iii)	Shakti Pumps (Shanghai) Limited, China
(iv)	Shakti Pumps (Bangladesh) Ltd., Bangladesh
<b>2.</b>	<b>Wholly Owned Domestic Subsidiary Company :</b>
(i)	Shakti Energy Solutions Pvt. Ltd.
(ii)	Shakti EV Mobility Private Limited (Formerly known as Shakti Green Industries Private Limited)
<b>3.</b>	<b>Enterprise over which Key Management are able to exercise Significant Influence :</b>
(i)	Shakti Irrigation India Ltd.
(ii)	Vintex Tools Pvt. Ltd.
(iii)	Arsh Industrial Solutions Pvt. Ltd.
(iv)	Shakti Irrigation Pvt. Ltd.
(v)	Gajraj Enterprises Private Limited
(vi)	SPIL Energy LLP (Earlier known as "SPIL Energy Limited")
<b>4.</b>	<b>Key Managerial Personnel :</b>
(i)	Mr. Dinesh Patidar - Managing Director
(ii)	Mr. Sunil Patidar - Whole Time Director
(iii)	Mr. Ramesh Patidar - Whole Time Director
(iv)	Mr. Dinesh Patel - Chief Financial Officer
(v)	Mr. Ravi Patidar - Company Secretary & Compliance Officer

## (ii) Transaction with Related Parties :

(₹ in Lacs)

S. No	Name of Party	Nature of Transaction	2022-23	2021-22
1	Shakti Pumps LLC, USA	Sale of Pump & Motors	3,133.79	2,207.92
		Dividend Received	374.01	453.58
2	Shakti Pumps FZE , UAE	Sale of Pump & Motors	8,196.96	7,293.05
		Purchase of Pump & Motors	95.64	0.53
3	Shakti Energy Solutions Pvt. Ltd.	Purchase of Solar System	7,686.11	11,936.59
		Sale of Pump Motors & Others	26.28	132.93
		Sales of Asset	0.77	2.69
4	Shakti EV Mobility Private Limited	Sale of Assets	-	1.98
		sale of EV Spares	24.93	-
		Loan Given	-	42.25
		Loan Received back	-	42.25
5	Shakti Irrigation India Ltd.	Purchase of Components	1415.58	1,497.43
		Sale of Pumps & Motors & other material	4.86	6.15
		Sale of Assets	0.50	-
6	Vintex Tools Pvt. Ltd.	Purchase of Dies & Other material	3.69	46.83
		Purchase of Assets	1,006.98	1,045.57
		Sale of Spare parts	18.16	23.35
7	Arsh Industrial Solutions Pvt. Ltd.	Purchase of Nuts & Bolts	1,067.26	1,137.28
		Sale of Spare Parts	87.23	155.76
8	Shakti Irrigation Pvt. Ltd.	Purchase of Pipes	2,081.49	2,796.33
		Sale of Pumps, Motors & other material	1.09	29.39
		Income from Rent	12.00	12.12
9	Mr. Dinesh Patidar	Remuneration	900.00	900.00
10	Mr. Sunil Patidar	Remuneration	12.00	12.00
		Other Allowances	-	0.62
11	Mr. Ramesh Patidar	Remuneration	44.34	44.34
		Other Allowances	0.87	1.51
12	Mr. Dinesh Patel	Remuneration	24.96	21.89
13	Mr. Ravi Patidar	Remuneration	14.27	13.00

(iii) Related Party Balance :

S. No	Nature	Name of Party	As at March 31, 2023	As at March 31, 2022
1	Investments	Shakti Pumps LLC, USA	33.32	33.32
		Shakti Pumps FZE, UAE	156.56	156.56
		Shakti Pumps (Shanghai) Ltd., China	16.92	16.92
		Shakti Pumps (Bangladesh) Ltd., Bangladesh	37.27	37.27
		Shakti Energy Solutions Pvt. Ltd.	1,649.89	1,649.89
		Shakti EV Mobility Private Limited	826.00	51.00
2	Trade Receivables	Shakti Pumps FZE, UAE	764.09	694.20
		Shakti Energy Solutions Pvt. Ltd.	-	131.01
		Shakti Irrigation India Ltd.	1.83	2.43
		Vintex Tools Pvt. Ltd.	0.07	5.97
		Shakti EV Mobility Private Limited	29.42	-
		Arsh Industrial Solutions Pvt. Ltd.	75.12	54.66
3	Trade Payables	Shakti Irrigation Private Ltd.	-	3.91
		Shakti Energy Solutions Pvt. Ltd.	255.72	2,582.13
		Shakti Irrigation India Ltd.	11.81	667.25
		Vintex Tools Pvt. Ltd.	117.12	971.45
		Arsh Industrial Solutions Pvt. Ltd.	259.05	174.42
4	Advance from Customers	Shakti Irrigation Private Ltd.	3.87	477.32
		Shakti Pumps LLC, USA	418.75	550.93
5	Advance to Vendor	Shakti Pumps (Shanghai) Ltd, China	0.15	0.15

## 38 Financial Instruments

### A. Fair Values

Set out below, is a comparison by class of the carrying amounts and fair value of the financial instruments of the Company  
(₹ in Lacs)

Financial Instruments by category	Carrying Value		Fair Value	
	As at March 31, 2023	As at March 31, 2022	As at March 31, 2023	As at March 31, 2022
<b>Financial Assets at Amortised Cost</b>				
Cash and Bank Balances	1,460.35	3,990.39	1,460.35	3,990.39
Investments	2,719.97	1,944.97	2,719.97	1,944.97
Other Financial Assets	1,368.59	593.47	1,368.59	593.47
Trade Receivables	21,819.92	36,188.59	21,819.92	36,188.59
<b>Total</b>	<b>27,368.84</b>	<b>42,717.43</b>	<b>27,368.84</b>	<b>42,717.43</b>
<b>Financial Liabilities at Amortised Cost</b>				
Trade Payables	12,529.34	28,484.11	12,529.34	28,484.11
Borrowings	7,085.08	9,788.62	7,085.08	9,788.62
Other Financial Liabilities	3,484.47	4,976.51	3,484.47	4,976.51
<b>Total</b>	<b>23,098.89</b>	<b>43,249.23</b>	<b>23,098.89</b>	<b>43,249.23</b>

**The following methods and assumptions were used to estimate the fair values:**

Cash and short-term deposits, trade receivables, loans, trade payables, and other current financial assets and liabilities approximate their carrying amounts largely due to the short-term maturities of these instruments.

Long-term receivables/payables are evaluated by the Company based on parameters such as interest rates, risk factors, individual creditworthiness of the counterparty and the risk characteristics of the financed project. Based on this evaluation, allowances are taken into account for the expected credit losses of these receivables.

All foreign currency denominated assets and liabilities are translated using exchange rate at reporting date.

**Fair Value Hierarchy**

The Company uses the following hierarchy for determining and disclosing the fair value of financial instruments by valuation technique:

Level 1: Quoted prices (unadjusted) in active markets for identical assets or liabilities;

Level 2: Inputs other than the quoted prices included within Level 1 that are observable for the asset or liability, either directly or indirectly; and

Level 3: Inputs based on unobservable market data.

**Quantitative Disclosures of Fair Value Measurement Hierarchy for Assets:**

(₹ in Lacs)

Particulars	As at March 31, 2023			
	Carrying Amount	Level of input used in		
		Level 1	Level 2	Level 3
<b>Financial Assets at Amortised Cost</b>				
Cash and Bank Balances	1,460.35	-	-	1,460.35
Investments	2,719.97	-	-	2,719.97
Other Financial Assets	1,368.59	-	-	1,368.59
Trade Receivables	21,819.92	-	-	21,819.92
<b>Financial Liabilities at Amortised Cost</b>				
Trade Payables	12,529.34	-	-	12,529.34
Borrowings	7,085.08	-	-	7,085.08
Other Financial Liabilities	3,484.47	-	-	3,484.47

(₹ in Lacs)

Particulars	As at March 31, 2022			
	Carrying Amount	Level of input used in		
		Level 1	Level 2	Level 3
<b>Financial Assets at Amortised Cost</b>				
Cash and Bank Balances	3,990.39	-	-	3,990.39
Investments	1,944.97	-	-	1,944.97
Other Financial Assets	593.47	-	-	593.47
Trade Receivables	36,188.59	-	-	36,188.59
<b>Financial Liabilities at Amortised Cost</b>				
Trade Payables	28,484.11	-	-	28,484.11
Borrowings	9,788.62	-	-	9,788.62
Other Financial Liabilities	4,976.51	-	-	4,976.51



## B. Financial Risk Management

Shakti Pumps (India) Limited is exposed primarily to market risk (fluctuation in foreign currency exchange rates & interest rate), credit, liquidity which may adversely impact the fair value of its financial instruments. The Company assesses the unpredictability of the financial environment & seeks to mitigate potential adverse effects on the financial performance of the Company.

### 1. Capital Management :

The company's capital management objectives are:

- (i) The Board policy is to maintain a strong capital base so as to maintain investor, creditor and market confidence and to sustain future development of the business. The board of directors monitors the return on capital employed.
- (ii) The Company manages capital risk by maintaining sound/optimal capital structure through monitoring of financial ratios, such as debt-to-equity ratio and net borrowings-to-equity ratio on a monthly basis and implements capital structure improvement plan when necessary.
- (iii) The Company uses debt equity ratio as a capital management index and calculates the ratio as the net debt divided by total equity. Net debts and total equity are based on the amounts stated in the financial statements.
- (iv) Debt Equity Ratio is as follows: (₹ In Lacs)

Particulars	As at March 31, 2023	As at March 31, 2022
Debt (A)	7,085.08	9,788.62
Equity (B)	36,313.39	34,269.77
<b>Debt Equity Ratio (A/B)</b>	<b>0.20</b>	<b>0.29</b>

### 2. Credit Risk :

- (i) Credit risk is the risk of financial loss arising from counter-party failure to repay or service debt according to the contractual terms or obligations. Credit risk encompasses both, the direct risk of default and the risk of deterioration of creditworthiness as well as concentration of risks. Credit risk is controlled by analysing credit limits and creditworthiness of customers on a continuous basis to whom the credit has been granted after obtaining necessary approvals for credit.
- (ii) Financial instruments that are subject to concentration of credit risk principally consists of trade receivables, investments, derivative financial instruments and other financial assets. None of the financial instruments of the Company results in material concentration of credit risk.

### 3. Liquidity Risk :

**Liquidity Risk Management :** Liquidity risk refers to the risk that the Company cannot meet its financial obligations. The objective of liquidity risk management is to maintain sufficient liquidity and ensure that funds are available for use as per requirements. The Company manages liquidity risk by maintaining adequate reserves, banking facilities and reserve borrowing facilities, by continuously monitoring forecast and actual cash flows, and by matching the maturity profiles of financial assets and liabilities.

#### Maturities of Borrowings :

The following table details the Company's expected maturity for borrowings :

(₹ In Lacs)

Exposure to Risk	As at March 31, 2023	As at March 31, 2022
<b>Interest bearing borrowings:</b>		
On Demand	6,597.20	8,799.46
Less than 180 Days	122.50	250.64
181-365 Days	122.50	250.64
More than 365 Days	242.87	487.87

#### 4. Market Risk

Market risk is the risk that the fair value or future cash flows of a financial instrument will fluctuate because of changes in market prices. Such changes in the values of financial instruments may result from changes in the foreign currency exchange rates, interest rates, credit, liquidity and other market changes. The Company's exposure to market risk is primarily on account of foreign currency exchange rate risk.

##### a) Foreign Currency Exchange Rate Risk :

The fluctuation in foreign currency exchange rates may have potential impact on the statement of profit or loss and other comprehensive income and equity, where any transaction references more than one currency or where assets / liabilities are denominated in a currency other than the functional currency of the respective entities. Considering the countries and economic environment in which the Company operates, its operations are subject to risks arising from fluctuations in exchange rates in those countries. The risks primarily relate to fluctuations in AED, US Dollar, Australian Dollar, Great Britain Pound, Euro, JPY against the respective functional currencies of the Company. The Company, as per its risk management policy, evaluates the impact of foreign exchange rate fluctuations by assessing its exposure to exchange rate risks & uses derivative instruments primarily to hedge foreign exchange (if required).

##### Foreign Currency Exposures :

(₹ In Lacs)

Particulars	Foreign Currency	As at March 31, 2023		As at March 31, 2022	
		Foreign Curr. Amount	Amount in ₹	Foreign Curr. Amount	Amount in ₹
I. Trade receivables/Advance	USD	55.47	4,545.76	43.02	3,234.95
from customer :	EUR	1.86	160.71	0.49	40.50
<b>Total</b>			<b>4,706.48</b>		<b>3,275.45</b>
II. Borrowing balances :	USD	6.49	487.87	10.19	732.87
<b>Total</b>			<b>487.87</b>		<b>732.87</b>
III. Trade payables :	USD	13.31	1,090.88	14.74	1,108.60
	EUR	1.03	88.92	2.18	179.25
<b>Total</b>			<b>1,179.81</b>		<b>1,287.85</b>

##### Foreign Currency Sensitivity :

The following tables demonstrate the sensitivity to a reasonably possible change in foreign currency exchange rates, with all other variables held constant. The impact on the Company's profit before tax is due to changes in the fair value of monetary assets and liabilities.

(₹ In Lacs)

Particulars	Currency	Change in rate	Effect on profit before tax
<b>March 31, 2023</b>			
Based on YOY change between F22 & F23	USD	+10%	296.70
	USD	-10%	(296.70)
	EUR	+10%	7.18
	EUR	-10%	(7.18)
<b>March 31, 2022</b>			
Based on YOY change between F21 & F22	USD	+10%	139.35
	USD	-10%	(139.35)
	EUR	+10%	(13.87)
	EUR	-10%	13.87

b) **Interest Rate Risk :**

Interest rate risk is the risk that the fair value or future cash flows of a financial instrument will fluctuate because of change in market interest rates. The Company's exposure to the risk of changes in market interest rates relates primarily to the Company's debt obligations with floating interest rates.

(₹ In Lacs)

Floating Interest rate exposure :	As at March 31, 2023	As at March 31, 2022
<b>Secured Loans :</b>		
Loans repayable taken from Banks:	6,597.20	8,799.46
<b>Total</b>	<b>6,597.20</b>	<b>8,799.46</b>

**Interest Rate Sensitivity :**

The sensitivity analyses below have been determined based on exposure to interest rate. For variable rate liabilities, analysis is prepared assuming the amount of liability outstanding at the end of the reporting period was outstanding for the whole year. With all other variables held constant, the Company's profit before tax is affected through the impact on variable rate borrowings, as follows:

(₹ In Lacs)

Particulars	Increase / Decrease in Basis Points	Effect on Profit Before Tax(Loss)
<b>As at March 31, 2023</b>	+100	(65.97)
	-100	65.97
<b>As at March 31, 2022</b>	+100	(87.99)
	-100	87.99

### 39 Analytical Ratios

Ratios	Numerator Denominator	Ratios (2022-23)	Ratios (2021-22)	% of Variation	Reason for variance
1 Current Ratio	Current Assets Current Liabilities	1.76	1.48	18.79%	-
2 Debt-Equity Ratio	Total Debts <sup>(1)</sup> Shareholders Equity <sup>(2)</sup>	0.20	0.29	-31.69%	Due to reduction in Debt
3 Debt Service Coverage Ratio	Earnings available for debt service <sup>(3)</sup> Debt Service <sup>(4)</sup>	4.50	6.41	-29.77%	Increase in raw material cost and change in sales mix and also decrease in sales resulted in decrease in profit which result in lower ratio.
4 Trade Payables Turnover Ratio	Net Credit Purchases Average Trade Payables	3.47	4.07	-14.81%	-
5 Inventory Turnover Ratio	Net Sales <sup>(5)</sup> Average Inventory	4.91	7.25	-32.26%	Decrease in sales and increase in inventory.
6 Trade Receivables Turnover Ratio	Net Credit Sales <sup>(5)</sup> Average Trade Receivables	3.17	3.67	-13.44%	-
7 Net Capital Turnover Ratio	Net Sales <sup>(5)</sup> Average working capital	4.27	5.93	-28.02%	Decrease in sales and increase in average working capital.

Ratios		Numerator Denominator	Ratios (2022-23)	Ratios (2021-22)	% of Variation	Reason for variance
8	Net Profit Ratio	Net Profits after Tax Net Sales <sup>(5)</sup>	2.61%	4.96%	-47.43%	Decrease in profit resulted in lower ratio.
9	Return on Equity Ratio (ROE)	Net Profits after Tax Average Shareholder's Equity	6.80%	17.24%	-60.59%	Decrease in profit resulted in lower ratio.
10	Return on Investment (ROI)	Net Profit after tax Total Equity	6.61%	16.22%	-59.28%	Decrease in profit resulted in lower ratio.
11	Return on Capital Employed (ROCE)	Earning before interest and taxes Capital Employed <sup>(6)</sup>	9.32%	17.85%	-47.78%	Decrease in profit resulted in lower ratio.

**Explanation :**

- (1) Total Debt represents Current Borrowings + Non Current Borrowings.
- (2) Shareholders Equity represents Equity Share Capital + Other equity
- (3) Earnings available for debt service represents Profit Before Tax + Depreciation and Amortizations + Interest on Debt + Loss on Sale of Fixed Assets.
- (4) Debt Service represents Interest on Debt + Scheduled Principal Repayment of Non Current Borrowings
- (5) Net Sales represents Domestic Sales + Export Sales + Scrap Sales
- (6) Capital Employed represents Total Equity + Borrowings

**40** Previous year figure have been regrouped / recast, wherever necessary, to correspond with the current year's classification / disclosure.

As per our report of even date

For PGS & Associates  
Chartered Accountants  
ICAI Firm Registration No. : 122384W

Premal Gandhi  
Partner  
M.No.111592  
UDIN: 23111592BGXFCX3842

Place: Pithampur  
Date: May 05, 2023

For and on behalf of the Board of Directors of  
Shakti Pumps (India) Limited

Dinesh Patidar  
Chairman and Managing Director  
DIN:00549552

Dinesh Patel  
Chief Financial Officer

Ramesh Patidar  
Executive Director  
DIN:00931437

Ravi Patidar  
Company Secretary  
M. No. ACS 32328

# Independent Auditors' Report

To the Members of

**SHAKTI PUMPS (INDIA) LIMITED**

## Report on the Audit of the Consolidated Financial Statements

### OPINION

We have audited the accompanying consolidated financial statements of Shakti Pumps (India) Limited ('the Parent') and its subsidiaries, (the Parent and its subsidiaries together referred to as "the Group") which comprise the Consolidated Balance Sheet as at 31 March 2023, the Consolidated Statement of Profit and Loss (including other comprehensive income), the Consolidated Cash Flows Statement and the Consolidated Statement of Changes in Equity for the year then ended, and a summary of the significant accounting policies and other explanatory information.

In our opinion and to the best of our information and according to the explanations given to us, the aforesaid consolidated financial statements give the information required by the Companies Act, 2013 ("the Act") in the manner so required and give a true and fair view in conformity with the Indian Accounting Standards prescribed under section 133 of the Act read with the Companies ( Indian Accounting Standards) Rules, 2015, as amended, ("Ind AS") and other accounting principles generally accepted in India, of the consolidated state of affairs of the Group as at 31 March 2023, and their consolidated profit , their consolidated comprehensive income, their consolidated cash flows and their consolidated changes in equity for the year ended on that date.

### Basis for Opinion

We conducted our audit of the consolidated financial statements in accordance with the Standards on Auditing specified under section 143(10) of the Act (SAs). Our responsibilities under those Standards are further described in the Auditor's Responsibilities for the Audit of the Consolidated Financial Statements section of our report. We are independent of the Group in accordance with the Code of Ethics issued by the Institute of Chartered Accountants of India (ICAI) together with the independence requirements that are relevant to our audit of the consolidated financial statements under the provisions of the Act and the Rules made there under, and we have fulfilled our other ethical responsibilities in accordance with these requirements and the ICAI's Code of Ethics. We believe that the audit evidence we have obtained is sufficient and appropriate to provide a basis for our audit opinion on the consolidated financial statements.

### Key Audit Matters

Key audit matters are those matters that, in our professional judgment, were of most significance in our audit of the consolidated financial statements of the current period. These matters were addressed in the context of our audit of the consolidated financial statements as a whole, and in forming our opinion thereon, and we do not provide a separate opinion on these matters. We have determined the matters described below to be the key audit matters to be communicated in our report.

Sr. No.	Key Audit Matter	Auditor's Response
1	<p>Evaluation of uncertain tax positions</p> <p>The Group has material uncertain tax positions including matters under dispute which involves significant judgment to determine the possible outcome of these disputes.</p> <p>Refer Notes 31 to the Consolidated Financial Statements</p>	<p><b><u>Principal Audit Procedures</u></b></p> <p>Obtained details of completed tax assessments and demands for the year ended March 31, 2023, from management. We involved our internal experts to challenge the management's underlying assumptions in estimating the tax provision and the possible outcome of the disputes. Our internal experts also considered legal precedence and other rulings in evaluating management's position on these uncertain tax positions. Additionally, we considered the effect of new information in respect of uncertain tax positions as at April 1, 2022 to evaluate whether any change was required to management's position on these uncertainties.</p>

## INFORMATION OTHER THAN THE FINANCIAL STATEMENTS AND AUDITOR'S REPORT THEREON

The Parent's Board of Directors is responsible for the other information. The other information comprises the information included in the Management Discussion and Analysis, Board's Report including Annexures to Board's Report, Business Responsibility Report and Corporate Governance Report, but does not include the financial statements and our auditor's report thereon.

Our opinion on the financial statements does not cover the other information and we do not express any form of assurance conclusion thereon.

In connection with our audit of the financial statements, our responsibility is to read the other information and, in doing so, consider whether the other information is materially inconsistent with the financial statements or our knowledge obtained during the course of our audit or otherwise appears to be materially misstated.

If, based on the work we have performed, we conclude that there is a material misstatement of this other information, we are required to communicate the matter to those charged with governance as required under SA 720 'The Auditor's responsibilities Relating to Other information.

## MANAGEMENT'S RESPONSIBILITY FOR THE CONSOLIDATED FINANCIAL STATEMENTS

The Parent's Board of Directors is responsible for the matters stated in section 134(5) of the Act with respect to the preparation of those consolidated financial statements that give a true and fair view of the consolidated financial position, consolidated financial performance including other comprehensive income, consolidated changes in equity and consolidated cash flows of the Group in accordance with the Ind AS and other accounting principles generally accepted in India. The respective Board of Directors of the Companies included in the Group are responsible for maintenance of adequate accounting records in accordance with the provisions of the Act for safeguarding the assets of the Group and for preventing and detecting frauds and other irregularities; selection and application of appropriate accounting policies; making judgments and estimates that are reasonable and prudent; and design, implementation and maintenance of adequate internal financial controls, that were operating effectively for ensuring the accuracy and completeness of the accounting records, relevant to the preparation and presentation of the consolidated financial statements that give a true and fair view and are free from material misstatement, whether due to fraud or error.

In preparing the consolidated financial statements, the respective Board of Directors of the companies included in the Group are responsible for assessing the ability of the Group to continue as a going concern, disclosing, as applicable, matters related to going concern and using the going concern basis of accounting unless management either intends to liquidate the Company or to cease operations, or has no realistic alternative but to do so.

The respective Board of Directors of the companies are also responsible for overseeing the Group's financial reporting process.

## AUDITOR'S RESPONSIBILITY FOR THE AUDIT OF THE CONSOLIDATED FINANCIAL STATEMENTS

Our objectives are to obtain reasonable assurance about whether the consolidated financial statements as a whole are free from material misstatement, whether due to fraud or error, and to issue an auditor's report that includes our opinion. Reasonable assurance is a high level of assurance

but is not a guarantee that an audit conducted in accordance with SAs will always detect a material misstatement when it exists. Misstatements can arise from fraud or error and are considered material if, individually or in the aggregate, they could reasonably be expected to influence the economic decisions of users taken on the basis of these consolidated financial statements.

As part of an audit in accordance with SAs, we exercise professional judgment and maintain professional scepticism throughout the audit. We also:

- Identify and assess the risks of material misstatement of the consolidated financial statements, whether due to fraud or error, design and perform audit procedures responsive to those risks, and obtain audit evidence that is sufficient and appropriate to provide a basis for our opinion. The risk of not detecting a material misstatement resulting from fraud is higher than for one resulting from error, as fraud may involve collusion, forgery, intentional omissions, misrepresentations, or the override of internal control.
- Obtain an understanding of internal financial controls relevant to the audit in order to design audit procedures that are appropriate in the circumstances. Under section 143(3)(i) of the Act, we are also responsible for expressing our opinion on whether the Parent has adequate internal financial controls system in place and the operating effectiveness of such controls
- Evaluate the appropriateness of accounting policies used and the reasonableness of accounting estimates and related disclosures made by management.
- Conclude on the appropriateness of management's use of the going concern basis of accounting and, based on the audit evidence obtained, whether a material uncertainty exists related to events or conditions that may cast significant doubt on the Group ability to continue as a going concern. If we conclude that a material uncertainty exists, we are required to draw attention in our auditor's report to the related disclosures in the consolidated financial statements or, if such disclosures are inadequate, to modify our opinion. Our conclusions are based on the audit evidence obtained up to the date of our auditor's report. However, future events or conditions may cause the Group to cease to continue as a going concern.
- Evaluate the overall presentation, structure and content of the consolidated financial statements, including the disclosures, and whether the consolidated financial statements represent the underlying transactions and events in a manner that achieves fair presentation.
- Obtain sufficient appropriate audit evidence regarding the financial information of the entities within the Group to express an opinion on the consolidated financial statements. We are responsible for the direction, supervision and performance of the audit of the financial statements of such entities included in the consolidated financial statements of which we are the independent auditors. For the other entities included

in the consolidated financial statements, which have been audited by the other auditors, such other auditors remain responsible for the direction, supervision and performance of the audits carried out by them. We remain solely responsible for our audit opinion.

Materiality is the magnitude of misstatements in the consolidated financial statements that, individually or in aggregate, makes it probable that the economic decisions of a reasonably knowledgeable user of the consolidated financial statements may be influenced. We consider quantitative materiality and qualitative factors in (i) planning the scope of our audit work and in evaluating the results of our work; and (ii) to evaluate the effect of any identified misstatements in the consolidated financial statements.

We communicate with those charged with governance of the Parent and such other entities included in the consolidated financial statements of which we are the independent auditors regarding, among other matters, the planned scope and timing of the audit and significant audit findings, including any significant deficiencies in internal control that we identify during our audit.

We also provide those charged with governance with a statement that we have complied with relevant ethical requirements regarding independence, and to communicate with them all relationships and other matters that may reasonably be thought to bear on our independence, and where applicable, related safeguards.

From the matters communicated with those charged with governance, we determine those matters that were of most significance in the audit of the consolidated financial statements of the current period and are therefore the key audit matters. We describe these matters in our auditor's report unless law or regulation precludes public disclosure about the matter or when, in extremely rare circumstances, we determine that a matter should not be communicated in our report because the adverse consequences of doing so would reasonably be expected to outweigh the public interest benefits of such communication.

## OTHER MATTERS

We did not audit the financial statement of 6 subsidiaries included in the audited consolidated financial statement, whose financial statements reflect total assets of Rs. 11,385.90 lacs as on 31 March 2023. total revenues of Rs. 23,595.03 lacs, total net (loss)/profit after tax of Rs. 850.18 lacs and total comprehensive income/(loss) of Rs. 1,279.74 lacs for the period from 01 April 2022 to March 31, 2023, respectively as considered in the Statements. These financial statements have been audited by other auditors whose reports have been furnished to us by the Management and our conclusion on the Statement, in so far as it relates to the amounts and disclosures included in respect of these subsidiaries is based solely on the reports of the other auditors and the procedures performed by us as stated in paragraph above.

Our opinion on the consolidated financial statements above and our report on Other Legal and Regulatory Requirements

below, is not modified in respect of the above matters with respect to our reliance on the work done and the reports of the other auditors and the financial statements / financial information certified by the Management.

## REPORT ON OTHER LEGAL AND REGULATORY REQUIREMENTS

1. As required by Section 143(3) of the Act, based on our audit and on the consideration of the reports of the other auditors on the separate financial statements of the subsidiaries referred to in the Other Matters section above we report that:
  - a) we have sought and obtained all the information and explanations which to the best of our knowledge and belief were necessary for the purpose of our audit of the aforesaid consolidated financial statements;
  - b) in our opinion, proper books of account as required by law relating to preparation of the aforesaid consolidated financial statements have been kept so far as it appears from our examination of those books and reports of the other auditors;
  - c) The Consolidated Balance Sheet, the Consolidated Statement of Profit and Loss (including other comprehensive income), the Consolidated Cash Flow Statement and Consolidated Statement of Changes in Equity dealt with by this Report are in agreement with the books of account maintained for the purpose of preparation of the consolidated financial statements;
  - d) in our opinion, the aforesaid consolidated financial statements comply with the Indian Accounting Standards prescribed under Section 133 of the Act; read with Companies (Indian Accounting Standards) Rules, 2015, as amended;
  - e) on the basis of the written representations received from the directors of the Parent as on 31 March 2023 taken on record by the Board of Directors including two Companies incorporated in India included in the Consolidated financial statement, none of the directors of parent is disqualified as on 31 March 2023, from being appointed as a director in terms of Section 164(2) of the Act;
  - f) With respect to the adequacy of the internal financial controls over financial reporting and the operating effectiveness of such controls, refer to our separate Report in "Annexure A" which is based on the auditor's report of the Parent to whom internal financial controls over financial reporting is applicable. Our report expresses an unmodified opinion on the adequacy and operating effectiveness of internal financial controls over financial reporting of the parent.
  - g) With respect to the other matters to be included in the Auditor's Report in accordance with the

requirements of section 197(16) of the Act, as amended, in our opinion and to the best of our information and according to the explanations given to us, the remuneration paid by the Parent to its directors during the year is in accordance with the provisions of section 197 of the Act.

- h) with respect to the other matters to be included in the Auditor's Report in accordance with Rule 11 of the Companies (Audit and Auditors) Rules, 2014, in our opinion and to the best of our information and according to the explanations given to us:
- i. The consolidated financial statement has disclosed the impact of pending litigations on its consolidated financial position of the Group- Refer Note 31;
  - ii. The Group did not have any material foreseeable losses on long-term contracts including derivative contracts;
  - iii. There has been no delay in transferring amounts, required to be transferred, to the Investor Education and Protection Fund by the only Company to which such requirements apply;
  - iv.
    - i. The Management of the Parent which is a company incorporated in India, whose financial statements has been audited under the Act, has represented to us that, to the best of its knowledge and belief, no funds have been advanced or loaned or invested (either from borrowed funds or share premium or any other sources or kind of funds) by the Holding Company, its subsidiaries and its associates to or in any other person(s) or entity(ies), including foreign entities ("Intermediaries"), with the understanding, whether recorded in writing or otherwise, that the Intermediary shall, whether, directly or indirectly lend or invest in other persons or entities identified in any manner whatsoever by or on behalf of the Holding Company, its subsidiaries and its associates ("Ultimate Beneficiaries") or provide any guarantee, security or the like on behalf of the Ultimate Beneficiaries;
    - ii. The Holding Company Management has represented, that, to the best of its knowledge and belief, no funds have been received by the Holding Company, its subsidiaries and its associate from any person(s) or entity(ies), including

foreign entities ("Funding Parties"), with the understanding, whether recorded in writing or otherwise, that the Holding Company, its subsidiaries and its associate shall, whether, directly or indirectly, lend or invest in other persons or entities identified in any manner whatsoever by or on behalf of the Funding Party ("Ultimate Beneficiaries") or provide any guarantee, security or the like on behalf of the Ultimate Beneficiaries; and

- iii. Based on such audit procedures that we have considered reasonable and appropriate in the circumstances, nothing has come to our notice that has caused us to believe that the representations under sub-clause (i) and (ii) contain any material mis-statement.

As stated in **note 29** to the financial statements, the Board of Directors of the Company have proposed final dividend for the year which is subject to the approval of the members at the ensuing Annual General Meeting. The dividend declared is in accordance with section 123 of the Act, to the extent it applies to declaration of dividend.

The final dividend proposed in the previous year, declared and paid by the Parent during the year is in accordance with section 123 of the Act, as applicable.

With respect to the matters specified in paragraphs 3(xxii) and 4 of the Companies (Auditor's Report) Order, 2020 (the "Order"/ "CARO") issued by the Central Government in terms of Section 143(11) of the Act, to be included in the Auditor's report, according to the information and explanations given to us, and based on the CARO reports issued by us for the Company and its subsidiary auditors included in the consolidated financial statements of the Company, to which reporting under CARO is applicable, we report that there are no qualifications or adverse remarks in the CARO report of the subsidiaries.

**For PGS & Associates**  
Chartered Accountants  
Firm Registration Number: 122384W  
UDIN: 23111592BGXFCU5609

**Premal Gandhi**  
Partner  
Membership Number: 111592  
Place: Mumbai  
**Date: May 05, 2023**



## Annexure- A to the Independent Auditors' Report

(Referred to in paragraph 1(f) under 'Report on Other Legal and Regulatory Requirements' section of our report of even date)

### Report on the Internal Financial Controls under Clause (i) of sub-section 3 of Section 143 of the Companies Act, 2013 ('the Act')

In conjunction with our audit of the consolidated financial statements of the Company as of and for the year ended March 31, 2023, we have audited the internal financial controls over financial reporting of Shakti Pumps (India) Limited (hereinafter referred to as "Parent"), as of that date.

### Management's Responsibility for Internal Financial Controls

The Board of Directors of the Parent is responsible for establishing and maintaining internal financial controls based on the internal control over financial reporting criteria established by the Company considering the essential components of internal control stated in the Guidance Note on Audit of Internal Financial Controls Over Financial Reporting issued by the Institute of Chartered Accountants of India. These responsibilities include the design, implementation and maintenance of adequate internal financial controls that were operating effectively for ensuring the orderly and efficient conduct of its business, including adherence to Parent's policies, the safeguarding of its assets, the prevention and detection of frauds and errors, the accuracy and completeness of the accounting records, and the timely preparation of reliable financial information, as required under the Companies Act, 2013.

### Auditors' Responsibility

Our responsibility is to express an opinion on the Parent's internal financial controls over financial reporting based on our audit. We conducted our audit in accordance with the Guidance Note on Audit of Internal Financial Controls over Financial Reporting (the 'Guidance Note') and the Standards on Auditing, issued by ICAI and deemed to be prescribed under Section 143(10) of the Act, to the extent applicable to an audit of internal financial controls, both applicable to an audit of Internal Financial Controls and, both issued by the ICAI. Those Standards and the Guidance Note require that we comply with ethical requirements and plan and perform the audit to obtain reasonable assurance about whether adequate internal financial controls over financial reporting were established and maintained and if such controls operated effectively in all material respects.

Our audit involves performing procedures to obtain audit evidence about the adequacy of the internal financial controls system over financial reporting and their operating effectiveness. Our audit of internal financial controls over financial reporting included obtaining an understanding of

internal financial controls over financial reporting, assessing the risk that a material weakness exists, and testing and evaluating the design and operating effectiveness of internal control based on the assessed risk. The procedures selected depend on the auditor's judgment, including the assessment of the risks of material misstatement of the Ind AS financial statements, whether due to fraud or error.

We believe that the audit evidence we have obtained is sufficient and appropriate to provide a basis for our audit opinion on the Parent's internal financial controls system over financial reporting.

### Meaning of Internal Financial Controls Over Financial Reporting

A Company's internal financial control over financial reporting is a process designed to provide reasonable assurance regarding the reliability of financial reporting and the preparation of Ind AS financial statements for external purposes in accordance with generally accepted accounting principles. A Company's internal financial control over financial reporting includes those policies and procedures that:

- 1) pertain to the maintenance of records that, in reasonable detail, accurately and fairly reflect the transactions and dispositions of the assets of the Company;
- 2) provide reasonable assurance that transactions are recorded as necessary to permit preparation of Ind AS financial statements in accordance with generally accepted accounting principles, and that receipts and expenditures of the Company are being made only in accordance with authorisations of Management and directors of the Company; and
- 3) provide reasonable assurance regarding prevention or timely detection of unauthorised acquisition, use, or disposition of the Company's assets that could have a material effect on the Ind AS financial statements.

### Inherent Limitations of Internal Financial Controls Over Financial Reporting

Because of the inherent limitations of internal financial controls over financial reporting, including the possibility of collusion or improper management override of controls, material misstatements due to error or fraud may occur and not be detected. Also, projections of any evaluation of the internal financial controls over financial reporting to future periods are subject to the risk that the internal financial control over financial reporting may become inadequate because of changes in conditions, or that the degree of compliance with the policies or procedures may deteriorate.

## Annexure- A to the Independent Auditors' Report on the Ind AS Financial Statements (continued)

### Opinion

In our opinion to the best of our information and according to the explanations given to us, the Parent, has, in all material respects, an adequate internal financial controls system over financial reporting and such internal financial controls over financial reporting were operating effectively as at March 31, 2023, based on the internal control over financial reporting criteria established by the Company considering the essential components of internal control stated in the Guidance Note on Audit of Internal Financial Controls Over Financial Reporting issued by the Institute of Chartered Accountants of India.

#### **For PGS & Associates**

Chartered Accountants

Firm Registration Number: 122384W

UDIN: 23111592BGXFCU5609

#### **Premal Gandhi**

Partner

Membership Number: 111592

Place: Mumbai

Date: May 05, 2023

# Consolidated Balance Sheet

## As At March 31, 2023

(₹ in Lacs)

Particulars	Note No.	As at March 31, 2023	As at March 31, 2022
<b>I ASSETS</b>			
<b>1 Non - Current Assets</b>			
(a) Property, Plant and Equipment	3	14,208.97	14,109.18
(b) Capital Work-In-Progress	3	146.55	49.53
(c) Intangible Assets	4	449.15	463.09
(d) Intangible Assets Under Development	4	8.63	10.89
(e) Financial Assets	5		
(i) Investments	5.1	0.02	0.02
(ii) Other Financial Assets	5.2	1,081.39	243.79
(f) Non-Current Tax Assets (Net)	6	140.51	24.58
(g) Other Non-Current Assets	7	296.40	206.55
<b>Total Non-Current Assets</b>		<b>16,331.62</b>	<b>15,107.63</b>
<b>2 Current Assets</b>			
(a) Inventories	8	20,730.28	21,582.69
(b) Financial Assets	9		
(i) Trade Receivables	9.1	24,368.22	38,277.58
(ii) Cash and Cash Equivalents	9.2	1,104.52	3,124.99
(iii) Bank Balance Other than Above	9.3	636.75	1,335.12
(iv) Other Financial Assets	9.4	329.74	369.05
(c) Current Tax Assets (Net)	10	1,175.67	114.79
(d) Other Current Assets	11	7,857.50	6,455.72
<b>Total Current Assets</b>		<b>56,202.68</b>	<b>71,259.94</b>
<b>Total Assets</b>		<b>72,534.30</b>	<b>86,367.57</b>
<b>II EQUITY AND LIABILITIES</b>			
<b>Equity</b>			
(a) Equity Share Capital	12	1,838.02	1,838.02
(b) Other Equity	13	39,967.46	37,479.65
<b>Total Equity</b>		<b>41,805.48</b>	<b>39,317.67</b>
<b>Liabilities</b>			
<b>1 Non-Current Liabilities</b>			
(a) Financial Liabilities	14		
(i) Borrowings	14.1	242.87	930.37
(ii) Lease Liability	14.2	156.36	101.01
(b) Provisions	15	641.27	577.09
(c) Deferred Tax Liabilities (Net)	16	659.28	695.46
<b>Total Non-Current Liabilities</b>		<b>1,699.78</b>	<b>2,303.93</b>
<b>2 Current Liabilities</b>			
(a) Financial Liabilities	17		
(i) Borrowings	17.1	7,097.20	9,570.75
(ii) Lease Liability	17.2	17.61	12.17
(iii) Trade Payables	17.3		
- Dues of Micro and Small Enterprise		2,928.66	6,359.67
- Dues of Other than Micro and Small Enterprise		9,766.21	22,039.51
(iv) Other Financial Liabilities	17.4	3,567.20	5,187.01
(b) Provisions	18	47.65	38.08
(c) Other Current Liabilities	19	5,604.51	1,538.78
<b>Total Current Liabilities</b>		<b>29,029.04</b>	<b>44,745.97</b>
<b>Total Equity And Liabilities</b>		<b>72,534.30</b>	<b>86,367.57</b>
Company Overview, Basis of preparation and Significant Accounting Policies	1 to 2		
The accompanying notes are an integral part of the Financial Statements	3 to 42		

As per our report of even date

For PGS & Associates  
Chartered Accountants  
ICAI Firm Registration No. : 122384W

Premal Gandhi  
Partner  
M.No.111592  
UDIN: 23111592BGXFCU5609

Place: Pithampur  
Date: May 05, 2023

For and on behalf of the Board of Directors of  
Shakti Pumps (India) Limited

Dinesh Patidar  
Chairman and Managing Director  
DIN:00549552

Dinesh Patel  
Chief Financial Officer

Ramesh Patidar  
Executive Director  
DIN:00931437

Ravi Patidar  
Company Secretary  
M. No. ACS 32328

# Consolidated Statement of Profit & Loss

## For The Year Ended March 31, 2023

(₹ in Lacs - unless otherwise stated)

Particulars	Note No.	2022-23	2021-22
<b>I</b> Revenue from Operations	20	96,768.33	117,853.51
<b>II</b> Other Income	21	325.29	614.14
<b>III Total Income (I+II)</b>		<b>97,093.62</b>	<b>118,467.65</b>
<b>IV Expenses</b>			
Cost of Materials Consumed	22	74,460.52	95,445.60
Purchase of Stock-in-Trade		-	-
Changes in Inventories of Finished Goods, Stock-In-Trade and Work-In-Progress	23	(123.95)	(4,981.15)
Employee Benefits Expenses	24	5,340.11	5,241.19
Finance Costs	25	1,916.39	1,567.62
Depreciation and Amortisation Expense	26	1,840.21	1,857.46
Other Expenses	27	10,435.61	11,102.73
<b>Total Expenses (IV)</b>		<b>93,868.89</b>	<b>110,233.45</b>
<b>V Profit/(loss) before Exceptional Items and Tax (III-IV)</b>		<b>3,224.73</b>	<b>8,234.20</b>
<b>VI Exceptional Items</b>		-	-
<b>VII Profit/ (loss) before Tax(V-VI)</b>		<b>3,224.73</b>	<b>8,234.20</b>
<b>VIII Tax Expense:</b>			
(1) Current Tax		915.16	2,224.81
(2) Excess/Short Provision of Tax		(67.44)	(0.28)
(3) Deferred Tax		(36.17)	(471.93)
<b>IX Profit/(loss) for the year (VII-VIII)</b>		<b>2,413.18</b>	<b>6,481.60</b>
<b>X Other Comprehensive Income</b>			
(A) (i) Items that will not be reclassified to profit or loss			
Re-measurement gains/(loss) on defined benefit plans		11.53	(37.28)
(ii) Income tax relating to items that will not be reclassified to profit or loss		(2.76)	9.37
(B) (i) Items that will be reclassified to profit or loss			
Unrealised exchange gain/(loss)		433.47	206.14
(ii) Income tax relating to items that will be reclassified to profit or loss		-	-
<b>Total Comprehensive Income for the year (X)</b>		<b>442.24</b>	<b>178.23</b>
<b>XI Total Comprehensive Income /Loss for the year (IX+X)</b>		<b>2,855.42</b>	<b>6,659.83</b>
<b>XII Earnings per equity share [nominal value of share ₹ 10/]</b>	28		
(1) Basic		13.13	35.26
(2) Diluted		13.13	35.26

As per our report of even date

For PGS & Associates  
Chartered Accountants  
ICAI Firm Registration No. : 122384W

Premal Gandhi  
Partner  
M.No.111592  
UDIN: 23111592BGXFCU5609

Place: Pithampur  
Date: May 05, 2023

For and on behalf of the Board of Directors of  
Shakti Pumps (India) Limited

Dinesh Patidar  
Chairman and Managing Director  
DIN:00549552

Ramesh Patidar  
Executive Director  
DIN:00931437

Dinesh Patel  
Chief Financial Officer

Ravi Patidar  
Company Secretary  
M. No. ACS 32328

# Consolidated Cash Flow Statement

## For The Year Ended March 31, 2023

(₹ in Lacs)

Particulars	For the Year Ended March 31, 2023		For the Year Ended March 31, 2022
<b>A CASH FLOW FROM OPERATING ACTIVITIES</b>			
Net Profit & loss before tax as per profit & Loss Account		3,224.73	8,234.20
Adjusted For :			
Depreciation and Amortisation Expense	1,840.22		1,857.46
Interest Income	(70.91)		(312.33)
Interest Expenses	1,137.03		1,140.38
Provision for Doubtful Debts	67.99		75.73
Re-measurement (gains) / loss on defined benefit plans	11.53		(37.28)
Unrealised exchange (gain)/loss (net)	433.47		273.46
Profit /Loss on sale of property, plant and equipment (net)	(14.42)		2.57
		3,404.91	2,999.98
<b>Operating Profit Before Working Capital Changes</b>		<b>6,629.64</b>	<b>11,234.18</b>
Adjusted For :			
(Increase)/Decrease in Trade and Other Receivables	11,516.77		(12,558.66)
(Increase)/Decrease in Inventories	852.42		(8,242.01)
Increase/(Decrease) in Trade and other payables	(13,102.92)		12,207.25
		(733.73)	(8,593.42)
<b>Net Cash Flow From Operating Activities</b>		<b>5,895.91</b>	<b>2,640.76</b>
Income taxes (paid)/refund (net)	(2,027.28)		(941.25)
		(2,027.28)	(941.25)
<b>Net Cash Flow From/(Used In) Operating Activities (A)</b>		<b>3,868.63</b>	<b>1,699.51</b>
<b>B CASH FLOW FROM INVESTING ACTIVITIES</b>			
Purchase of Property, Plant and Equipment	(2,344.03)		(2,087.71)
Purchase of Intangible Assets	(22.30)		(73.80)
Movement in Capital Work-in-Progress	(94.76)		15.51
Sale of Fixed Assets	454.67		464.50
Movement in Advance for Capital Goods	(20.81)		(7.00)
Interest Received	126.38		273.43
(Deposits)/Redemption with banks	698.37		654.71
<b>Net Cash Flow From/(Used In) Investing Activities (B)</b>		<b>(1,202.48)</b>	<b>(760.35)</b>

Particulars	For the Year Ended March 31, 2023		For the Year Ended March 31, 2022
<b>C CASH FLOW FROM FINANCING ACTIVITIES</b>			
Repayment of Long term borrowings	(958.79)		(1,258.63)
Proceeds/(Repayment) from Short Term Borrowings (Net)	(2,202.26)		3,884.63
Dividend Paid	(367.60)		(1,470.41)
Interest Paid	(1,157.97)		(1,127.18)
<b>Net Cash Flow From/(Used In) Financing Activities (C)</b>		<b>(4,686.62)</b>	<b>28.40</b>
<b>Net Change in Cash &amp; Cash Equivalents (A+B+C)</b>		<b>(2,020.47)</b>	<b>967.56</b>
Cash & Cash Equivalents at the beginning of the year		3,124.99	2,157.43
<b>Cash &amp; Cash Equivalents at the end of the year</b>		<b>1,104.52</b>	<b>3,124.99</b>

Note :

- Figures in brackets represent Cash Outflow
- Cash and Cash Equivalents comprise of :

(₹ in Lacs)

Particulars	As at March 31, 2023	As at March 31, 2022
Cash in Hand	2.40	2.37
Balance with Scheduled Banks	684.18	2,181.86
Fixed Deposit with Maturity Less than three months	417.94	940.76
<b>Total</b>	<b>1,104.52</b>	<b>3,124.99</b>

As per our report of even date

**For PGS & Associates**  
Chartered Accountants  
ICAI Firm Registration No. : 122384W

**Premal Gandhi**  
Partner  
M.No.111592  
UDIN: 23111592BGXFCU5609

Place: Pithampur  
Date: May 05, 2023

**For and on behalf of the Board of Directors of  
Shakti Pumps (India) Limited**

**Dinesh Patidar**  
Chairman and Managing Director  
DIN:00549552

**Ramesh Patidar**  
Executive Director  
DIN:00931437

**Dinesh Patel**  
Chief Financial Officer

**Ravi Patidar**  
Company Secretary  
M. No. ACS 32328

# Consolidated Statement of Changes in Equity

## For The Year Ended March 31, 2023

### A Equity share capital

Particulars	As at March 31, 2023			As at March 31, 2022		
	Number of shares	Face value (INR)	Amount (₹ In Lacs)	Number of shares	Face value (INR)	Amount (₹ In Lacs)
Balance as at beginning of the year	18,380,156	10.00	1,838.02	18,380,156	10.00	1,838.02
Changes due to prior period errors	-	-	-	-	-	-
Restated balance at the beginning of the current reporting period	18,380,156	10.00	1,838.02	18,380,156	10.00	1,838.02
Changes during the current year	-	-	-	-	-	-
<b>Balance at the end of the year</b>	<b>18,380,156</b>	<b>10.00</b>	<b>1,838.02</b>	<b>18,380,156</b>	<b>10.00</b>	<b>1,838.02</b>

### B Other Equity

(₹ In Lacs)

Particulars	Reserve & Surplus				Foreign Exchange Fluctuation Reserve	Total
	Capital Reserve	Securities Premium	General Reserve	Retained Earnings		
Balance as at April 1, 2021	49.87	8,797.81	9,636.71	13,627.09	111.44	32,222.92
Profit for the year	-	-	-	6,481.60	-	6,481.60
Foreign currency translation reserve	-	-	-	-	67.31	67.31
Dividend Paid	-	-	-	(1,470.41)	-	(1,470.41)
Remeasurement Gain/(Loss)	-	-	-	(27.91)	-	(27.91)
Unrealised Gain/(Loss)	-	-	-	206.14	-	206.14
<b>Balance as at March 31, 2022</b>	<b>49.87</b>	<b>8,797.81</b>	<b>9,636.71</b>	<b>18,816.50</b>	<b>178.76</b>	<b>37,479.65</b>
Profit for the year	-	-	-	2,413.18	-	2,413.18
Dividend Paid	-	-	-	(367.60)	-	(367.60)
Remeasurement Gain/(Loss)	-	-	-	8.77	-	8.77
Unrealised Gain/(Loss)	-	-	-	433.47	-	433.47
<b>Balance as at March 31, 2023</b>	<b>49.87</b>	<b>8,797.81</b>	<b>9,636.71</b>	<b>21,304.32</b>	<b>178.76</b>	<b>39,967.46</b>

As per our report of even date

For PGS & Associates  
Chartered Accountants  
ICAI Firm Registration No. : 122384W

Premal Gandhi  
Partner  
M.No.111592  
UDIN: 23111592BGXFCU5609

Place: Pithampur  
Date: May 05, 2023

For and on behalf of the Board of Directors of  
Shakti Pumps (India) Limited

Dinesh Patidar  
Chairman and Managing Director  
DIN:00549552

Ramesh Patidar  
Executive Director  
DIN:00931437

Dinesh Patel  
Chief Financial Officer

Ravi Patidar  
Company Secretary  
M. No. ACS 32328

# Notes to the Consolidated Financial Statements

## for the year ended March 31, 2023

### 1. The Group Overview:

The Group, Shakti Pumps India Limited (SPIL) and its subsidiaries, engaged in manufacturing & trading of Pumps, Motors & their spare parts. The core products of the Company are Engineered Pumps, Industrial Pumps, and Solar Pumps.

### 2. Basis of Preparation of Consolidated Financial Statements and significant accounting policies:

#### 2.1 Statement of Compliance

The Consolidated Financial Statements have been prepared in accordance with Indian Accounting Standards (Ind AS) as prescribed under Section 133 of the Companies Act, 2013 read with Companies (Indian Accounting Standards) Rules, 2015 and Companies (Indian Accounting Standards) (Amendment) Rules, 2016 and relevant provisions of the Companies Act, 2013.

#### 2.2 Basis of Preparation

- a) The Consolidated Financial Statements comprise of the financial statements of Shakti Pumps (India) Limited (Parent Company) and the following subsidiaries as on 31<sup>st</sup> March 2023:

Name of the Company	Country of Incorporation	Proportion of Ownership Interest of SPIL
Shakti Pumps LLC	USA	100%
Shakti Pumps FZE	UAE	100%
Shakti Pumps (Bangladesh) Ltd.	Bangladesh	100%
Shakti Pumps (Shanghai) Ltd.	China	100%
Shakti Energy Solutions Pvt. Ltd.	India	100%
Shakti EV Mobility Pvt. Ltd. (Formerly known as Shakti Green Industries Private Limited)	India	100%

- b) The Financial Statements of the parent company and its subsidiaries have been consolidated on a line by line basis by adding together the book value of like items of assets, liabilities, income and expenses, after eliminating Intra-group balances, Intra-group transactions and unrealised profits or losses in accordance with Ind AS 110 – “Consolidated Financial Statements”.
- c) Post-acquisition, the Company accounts for its share in the change in net assets of the subsidiaries (after eliminating unrealised profits and losses resulting from transactions between the Company and its subsidiaries to the extent of its share), through its statement of profit and loss, other comprehensive income and through its reserves for the balance.
- d) The difference between the cost of investment and the share of net assets at the time of acquisition of shares in the subsidiaries is identified in the financial statements as Capital Reserve/Goodwill as the case may be.
- e) The accounts of Shakti Pumps LLC, USA is exempt from Audit.
- f) The Accounting Policies of the parent company and its subsidiaries are largely similar. However, few accounting policies are different as certain subsidiaries located in different countries have to comply with the local regulatory requirements.
- g) In case of foreign subsidiaries, revenue items are consolidated at the average exchange rate during the year. All assets and liabilities are translated at year end exchange rate. The resulting exchange differences are recognised as Other Comprehensive Income/ (loss) and disclosed accordingly.
- h) Significant Accounting Policies of the financial statements of the company and its subsidiaries are set out in their respective Financial Statements.



- i) The Group has adopted Ind AS 116 using the prospective approach. The application of Ind AS 116 has resulted into recognition of 'Right-of-Use' asset with a corresponding Lease Liability in the Balance Sheet.

### 2.3 Significant Accounting Policies:

The significant accounting policies to prepare consolidated financial statements are in uniformity with the standalone financial statements of the Company. Following are the additional policies specifically considered for preparation of consolidated financial statements:

#### a) Business Combination:

Business Combinations are accounted for using the acquisition method. The cost of acquisition is measured at the aggregate of the fair values at the date of exchange of assets given, liabilities incurred or assumed and

equity instruments issued by the Company in exchange for control of the acquiree. The acquiree's identifiable assets, liabilities and contingent liabilities that meet the recognition criteria are stated at their fair values at the acquisition date except certain assets and liabilities required to be measured as per the applicable standard.

#### b) Deferred Tax:

The Company does not recognised deferred tax liability with respect to undistributed retained earnings of subsidiaries and foreign currency translation difference, comprised in Other Comprehensive Income, recognised on consolidation of foreign subsidiaries as the Company controls the timing of distribution of profits and it is probable that the subsidiaries will not distribute the profits in the foreseeable future.

**NON-CURRENT ASSETS**
**3. PROPERTY PLANT AND EQUIPMENT AND CAPITAL WORK-IN-PROGRESS**

(₹ In Lacs)

Particulars	Other than Research and Development				Research and Development					Right of use Asset- Leases	Total	Capital work-in-progress				
	Freehold Land	Buildings	Plant & Machinery	Die and Tools	Computers	Furniture & Fixtures	Motor Vehicles	Office Equipment	Plant and Machinery				Die and Tools	Computers	Furniture & Fixtures	Office Equipment's
<b>Gross Carrying Amount</b>																
As at March 31, 2021	415.86	4,660.18	9,394.83	9,941.08	654.84	657.40	260.47	704.02	49.16	267.64	29.35	3.44	86.89	56.34	27,181.48	57.92
Additions	-	256.39	610.60	940.34	19.05	21.89	40.03	46.86	2.49	85.23	1.51	-	24.68	64.60	2,113.66	37.03
Sales/Disposals/ Adjustments	-	-	385.51	307.29	3.08	4.11	79.38	(1.77)	-	0.00	-	0.16	-	-	777.76	45.42
As at March 31, 2022	415.86	4,916.56	9,619.92	10,574.12	670.80	675.17	221.12	752.65	51.66	352.87	30.85	3.28	111.57	120.95	28,517.38	49.53
Additions	-	22.44	422.46	991.03	37.92	19.86	58.92	47.70	-	59.09	2.81	-	5.09	695.49	2,362.79	97.02
Sales/Disposals/ Adjustments	-	93.08	715.76	49.84	2.72	-	22.10	2.61	-	1.05	-	-	0.14	-	887.31	-
As at March 31, 2023	415.86	4,845.92	9,326.62	11,515.30	706.00	695.03	257.93	797.74	51.66	410.90	33.66	3.28	116.52	816.43	29,992.86	146.55
<b>Accumulated Depreciation</b>																
As at March 31, 2021	-	862.46	4,128.32	6,426.52	511.65	405.23	150.30	293.45	7.00	62.46	8.19	0.69	8.99	2.81	12,868.07	-
Charge for the Year	-	126.65	578.06	862.41	62.64	48.92	23.72	64.21	3.19	37.88	4.90	0.33	9.03	2.95	1,824.88	-
Sales/Disposals/ Adjustments	-	(0.17)	98.29	114.99	2.40	1.10	68.12	(0.03)	-	-	-	0.04	-	-	284.74	-
As at March 31, 2022	-	989.27	4,608.09	7,173.94	571.89	453.04	105.90	357.69	10.20	100.34	13.09	0.98	18.02	5.76	14,408.20	-
Charge for the Year	-	134.61	570.61	852.87	46.77	48.23	19.97	65.86	3.27	44.80	5.51	0.31	10.78	7.04	1,810.64	-
Sales/Disposals/ Adjustments	-	16.49	354.31	40.38	0.89	-	21.64	1.48	-	(0.22)	-	-	(0.01)	-	434.96	-
As at March 31, 2023	-	1,107.39	4,824.40	7,986.42	617.77	501.27	104.24	422.07	13.47	145.37	18.60	1.29	28.81	12.81	15,783.88	-
<b>Net Block</b>																
As at March 31, 2022	415.86	3,927.29	5,011.83	3,400.18	98.91	222.13	115.21	394.97	41.46	252.53	17.77	2.31	93.55	115.18	14,109.18	49.53
As at March 31, 2023	415.86	3,738.53	4,502.22	3,528.88	88.23	193.76	153.70	375.67	38.19	265.54	15.07	1.99	87.71	803.63	14,208.97	146.55

A. Capital Work-In-Progress: Includes assets under construction at various plant and yet to be commissioned.

B. Property, plant and equipment pledged as security: Please refer details of security provided in Note No. 14.1 & 17.1

C. Capital commitment: The estimated amount of contracts remaining to be executed on capital account, and not provided for is Rs. 279.21 Lacs. as at March 31, 2023 (Rs. 152.39 Lacs. as at March 31, 2022).

D. The Company has carried out the exercise of assessment of any indications of impairment to its property, plant and equipment as on the Balance Sheet date. Pursuant to such exercise it is determined that there has been no impairment to its property, plant and equipment during the year.

E. Capital expenditure incurred during the year on research & development is accounted for as an addition to property, plant & equipment. (Refer accounting policies)

F. Title Deed of Immovable Property: The Company does not hold any immovable property which is not in the name of the Company.

G. Revaluation of Property: The Company has not revalued its property, plant and equipment (including Right-of-Use Assets) and intangible assets during the year.

## NON - CURRENT ASSETS

### 4 INTANGIBLE ASSETS & INTANGIBLE ASSETS UNDER DEVELOPMENT

(₹ In Lacs)

Particulars	Computer Software	Intangible Assets Under Development
<b>Gross Carrying Amount</b>		
<b>As at March 31, 2021</b>	<b>522.36</b>	<b>18.01</b>
Additions	73.80	2.23
Capitalised during the year	-	(9.34)
Sales/Disposals/Adjustments	-	-
<b>As at March 31, 2022</b>	<b>596.15</b>	<b>10.89</b>
Additions	22.30	1.05
Capitalised during the year	-	-
Sales/Disposals/Adjustments	-	3.30
<b>As at March 31, 2023</b>	<b>618.45</b>	<b>8.63</b>
<b>Accumulated Amortisation</b>		
<b>As at March 31, 2021</b>	<b>100.48</b>	-
Charge for the Year	32.58	-
Disposals/Adjustments	-	-
<b>As at March 31, 2022</b>	<b>133.07</b>	-
Charge for the Year	36.24	-
Disposals/Adjustments	-	-
<b>As at March 31, 2023</b>	<b>169.30</b>	-
<b>Net Block Value</b>		
<b>As at March 31, 2022</b>	<b>463.09</b>	<b>10.89</b>
<b>As at March 31, 2023</b>	<b>449.15</b>	<b>8.63</b>

(a) Capital Work-in-progress (CWIP) Ageing Schedule : Projects in progress (₹ In Lacs)

Period of	As at March 31, 2023	As at March 31, 2022
Less than 1 year	97.02	-
1-2 years	-	2.08
2-3 years	2.08	-
More than 3 years	47.45	47.45
<b>Total</b>	<b>146.55</b>	<b>49.53</b>

(b) Intangible Asset Under Development (IAUD) Ageing Schedule : Projects in progress (₹ In Lacs)

Period of	As at March 31, 2023	As at March 31, 2022
Less than 1 year	1.05	2.25
1-2 years	-	-
2-3 years	2.25	6.04
More than 3 years	5.34	2.60
<b>Total</b>	<b>8.63</b>	<b>10.89</b>

## NON-CURRENT ASSETS

### 5 Financial Assets

#### 5.1 Investments (At Cost) (Unquoted fully paid-up unless otherwise stated) (₹ In Lacs)

Particulars	As at March 31, 2023	As at March 31, 2022
<b>Investments in Others :</b>		
(i) Equity Instrument of Others ( in Cosmos Bank )	0.02	0.02
<b>Total</b>	<b>0.02</b>	<b>0.02</b>

1 **Compliance with number of layers of companies:** The Company has complied with the number of layers prescribed under clause (87) of section 2 of the Act read with Companies (Restriction on number of Layers) Rules, 2017.

#### 5.2 Other Financial Assets (₹ In Lacs)

Particulars	As at March 31, 2023	As at March 31, 2022
(i) Fixed Deposit with Maturity more than 12 months	640.68	-
(ii) Security Deposits	483.45	286.52
Less: Provision for Doubtful Deposits	(42.74)	(42.74)
<b>Total</b>	<b>1,081.39</b>	<b>243.79</b>

#### 6 Non-Current Tax Assets (Net) (₹ In Lacs)

Particulars	As at March 31, 2023	As at March 31, 2022
(i) Net Income Tax Assets	140.51	24.58
<b>Total</b>	<b>140.51</b>	<b>24.58</b>

#### 7 Other Non-Current Assets (₹ In Lacs)

Particulars	As at March 31, 2023	As at March 31, 2022
<b>(Unsecured, considered good)</b>		
(i) Miscellaneous Expenditure	51.46	10.50
(ii) Capital Advances	53.20	32.39
(iii) Balance with the Government Authorities	472.24	444.15
Less: Provision for Doubtful Assets	(280.49)	(280.49)
<b>Total</b>	<b>296.40</b>	<b>206.55</b>

## CURRENT ASSETS

### 8 Inventories (₹ In Lacs)

Particulars	As at March 31, 2023	As at March 31, 2022
(i) Raw Material	8,093.00	8,848.41
(ii) Packing Material & Consumables	107.49	90.88
(iii) Work In Process	3,935.06	4,109.84
(iv) Finished Goods	8,456.60	8,157.88
(v) Stock in Transit	138.12	375.69
<b>Total</b>	<b>20,730.28</b>	<b>21,582.69</b>

**Notes:**

- 1 Inventories are hypothecated with the bankers against working capital limits. {Refer note 17.1(b)}
- 2 Valued at lower of cost and Net Realisable value unless otherwise stated (Refer accounting policies)

**9 Financial Assets****9.1 Trade Receivables**

(₹ In Lacs)

Particulars	As at March 31, 2023	As at March 31, 2022
<b>(Unsecured, at amortised cost)</b>		
(i) Considered good	24,368.22	38,277.58
(ii) Considered doubtful	107.51	103.24
Less : Provision for expected credit Loss	(107.51)	(103.24)
<b>Total</b>	<b>24,368.22</b>	<b>38,277.58</b>

**Notes:**

- 1 Trade Receivable are hypothecated with the bankers against working capital limits. {Refer note 17.1(b)}
- 2 Trade receivables are usually non-interest bearing and are on trade terms of 30 to 180 days.
- 3 Related party transactions & balance {Refer note no. 37}

**(a) Trade Receivable Ageing Schedule**

(Ageing from due date of payment)

As at March 31, 2023

(₹ In Lacs)

Range of O/s period	Considered Good		Significant increase in credit risk		Total
	Undisputed	Disputed	Undisputed	Disputed	
Not Due	287.96	-	-	-	287.96
less than 6 months	13,986.77	-	-	-	13,986.77
6 months - 1 year	7,191.91	0.88	-	-	7,192.79
1-2 year	1,659.19	0.33	107.51	-	1,767.03
2-3 year	384.31	31.89	-	-	416.20
> 3 years	802.73	22.24	-	-	824.97
<b>Total</b>	<b>24,312.87</b>	<b>55.35</b>	<b>107.51</b>	<b>-</b>	<b>24,475.73</b>

**(b) Trade Receivable Ageing Schedule**

(Ageing from due date of payment)

As at March 31, 2022

(₹ In Lacs)

Range of O/s period	Considered Good		Significant increase in credit risk		Total
	Undisputed	Disputed	Undisputed	Disputed	
Not Due	2,514.52	-	-	-	2,514.52
less than 6 months	31,351.39	-	-	-	31,351.39
6 months - 1 year	2,378.72	-	-	-	2,378.72
1-2 year	929.99	5.05	103.24	-	1,038.28
2-3 year	587.49	0.19	-	-	587.68
> 3 years	486.73	23.50	-	-	510.23
<b>Total</b>	<b>38,248.85</b>	<b>28.73</b>	<b>103.24</b>	<b>-</b>	<b>38,380.82</b>

## 9.2 Cash and Cash Equivalents

(₹ In Lacs)

Particulars	As at March 31, 2023	As at March 31, 2022
(i) Cash in Hand	2.40	2.37
(ii) Balance with Scheduled Banks :		
(a) In Current Accounts	684.18	2,181.86
(b) Fixed Deposit with Maturity less than 3 Months	417.94	940.76
<b>Total</b>	<b>1,104.52</b>	<b>3,124.99</b>

## 9.3 Other Bank Balances

(₹ In Lacs)

Particulars	As at March 31, 2023	As at March 31, 2022
(i) In Fixed Deposit Accounts	616.41	1,316.80
(ii) Unclaimed Dividend	20.34	18.32
<b>Total</b>	<b>636.75</b>	<b>1,335.12</b>

## Notes:

- Fixed deposit with remaining maturity of more than three months have been disclosed under other bank balances.
- The Company can utilise the balance of unclaimed dividend towards settlement of unclaimed dividend.

## Current Assets

## 9.4 Others Financial Assets

(₹ In Lacs)

Particulars	As at March 31, 2023	As at March 31, 2022
<b>(Unsecured- considered good)</b>		
(i) Security Deposits	240.66	224.50
(ii) Interest Receivable on Fixed Deposits with Bank	89.07	144.55
<b>Total</b>	<b>329.74</b>	<b>369.05</b>

## 10 Current Tax Assets (Net)

(₹ In Lacs)

Particulars	As at March 31, 2023	As at March 31, 2022
(i) Net Income Tax Assets	1,175.67	114.79
<b>Total</b>	<b>1,175.67</b>	<b>114.79</b>

## 11 Other Current Assets

(₹ In Lacs)

Particulars	As at March 31, 2023	As at March 31, 2022
<b>(Unsecured- considered good)</b>		
(i) Prepaid Expenses	958.19	785.82
(ii) Advance to Suppliers	1,870.49	591.82
(iii) Statutory and Other Receivables	5,028.82	5,078.08
<b>Total</b>	<b>7,857.50</b>	<b>6,455.72</b>

## 12 Share Capital

(₹ In Lacs)

Particulars	As at March 31, 2023		As at March 31, 2022	
	No. of Shares	Amount	No. of Shares	Amount
<b>Authorised :</b>				
Equity Shares of ₹10/- each	25,000,000	2,500.00	25,000,000	2,500.00
15 % Compulsory Convertible Preference Shares of ₹100/- each	1,500,000	1,500.00	1,500,000	1,500.00
<b>Total</b>	<b>26,500,000</b>	<b>4,000.00</b>	<b>26,500,000</b>	<b>4,000.00</b>
<b>Issued &amp; Subscribed :</b>				
Equity shares of ₹10/- each	18,560,356	1,856.04	18,560,356	1,856.04
15 % Compulsory Convertible Preference Shares of ₹100/- each	-	-	-	-
<b>Total</b>	<b>18,560,356</b>	<b>1,856.04</b>	<b>18,560,356</b>	<b>1,856.04</b>
<b>Paid Up Capital :</b>				
Equity Shares of ₹10/- each	18,380,156	1,838.02	18,380,156	1,838.02
15 % Compulsory Convertible Preference Shares of ₹100/- each	-	-	-	-
<b>Total</b>	<b>18,380,156</b>	<b>1,838.02</b>	<b>18,380,156</b>	<b>1,838.02</b>

### 12.1 Terms/rights attached to the equity shares :

- The Company has only one class of equity shares having a par value of ₹ 10/- per share.
- Each holder of equity shares is entitled to one vote per share. The Company declares and pays dividend in Indian rupees. The dividend proposed by the Board of Directors is subject to the approval of the shareholders in the ensuing Annual General Meeting except in case of interim dividend.
- "In the event of liquidation of the Company, the holders of equity shares will be entitled to receive remaining assets of the Company after distribution of all preferential amounts. The distribution will be in proportion to the number of equity shares held by the shareholders.

12.2 1,80,200 Shares out of Issued Share are forfeited by the company which has not been reissued.

### 12.3 Reconciliation of the no. of shares outstanding at the beginning and at the end of the year :

#### (a) Equity Shares :

(₹ In Lacs)

Particulars	As at March 31, 2023		As at March 31, 2022	
	No. of Shares	Amount	No. of Shares	Amount
Balance as at the beginning of the year	18,380,156	1,838.02	18,380,156	1,838.02
Add: Additional equity shares issued during the year	-	-	-	-
Less: Equity shares forfeited/bought back during the year	-	-	-	-
<b>Balance as at the end of the year</b>	<b>18,380,156</b>	<b>1,838.02</b>	<b>18,380,156</b>	<b>1,838.02</b>

### 12.4 The details of shareholders holding more than 5% Shares :

Name of the Shareholder	As at March 31, 2023		As at March 31, 2022	
	No. of Shares	% held	No. of Shares	% held
(i) Mr. Dinesh Patidar	3,768,100	20.50%	3,768,100	20.50%
(ii) Mr. Sunil Patidar	1,562,200	8.50%	1,562,200	8.50%
(iii) Mr. Ankit Patidar	1,500,000	8.16%	1,500,000	8.16%
(iv) Shakti Irrigation India Limited	932,000	5.07%	932,000	5.07%

## 12.5 Shareholding of Promoters

### (a) Shares held by promoters at March 31, 2023

Name of the Promoter	No. of Shares	% of total shares	% change 2022-23
(i) Mr. Dinesh Patidar	3,768,100	20.50%	-
(ii) Mr. Sunil Patidar	1,562,200	8.50%	-
(iii) Mr. Ankit Patidar	1,500,000	8.16%	-
(iv) Shakti Irrigation India Limited	932,000	5.07%	-
(v) Vintex Tools Private Limited	790,000	4.30%	1.32%
(vi) Mrs. Geeta Patidar	610,800	3.32%	-
(vii) Mrs. Aishwarya Patidar	385,400	2.10%	-
(viii) Mrs. Indira Patidar	334,000	1.82%	-
(ix) Mrs. Pallavi Patidar	341,800	1.86%	-
(x) Mrs. Seema Patidar	94,000	0.51%	-
<b>Total</b>	<b>10,318,300</b>	<b>56.14%</b>	
<b>Total No of Shares issued and Subscribed</b>	<b>18,380,156</b>		

### (b) Shares held by promoters at March 31, 2022

Name of the Promoter	No. of Shares	% of total shares	% change 2020-21
(i) Mr. Dinesh Patidar	3,768,100	20.50%	-
(ii) Mr. Sunil Patidar	1,562,200	8.50%	-
(iii) Mr. Ankit Patidar	1,500,000	8.16%	-
(iv) Shakti Irrigation India Limited	932,000	5.07%	-
(v) Vintex Tools Private Limited	548,000	2.98%	0.16%
(vi) Mrs. Geeta Patidar	610,800	3.32%	-
(vii) Mrs. Aishwarya Patidar	385,400	2.10%	-
(viii) Mrs. Indira Patidar	334,000	1.82%	-
(ix) Mrs. Pallavi Patidar	341,800	1.86%	-
(x) Mrs. Seema Patidar	94,000	0.51%	-
<b>Total</b>	<b>10,076,300</b>	<b>54.82%</b>	
<b>Total No of Shares issued and Subscribed</b>	<b>18,380,156</b>		



## 13 Other Equity

(₹ In Lacs)

Particulars	Reserve & Surplus				Foreign Exchange Fluctuation Reserve	Total
	Capital Reserve	Securities Premium	General Reserve	Retained Earnings		
Balance as at April 1, 2021	49.87	8,797.81	9,636.71	13,627.09	111.44	32,222.92
<b>Add/(Less):</b>						
<b>Appropriations/Adjustments :</b>						
Profit for the year	-	-	-	6,481.60	-	6,481.60
Foreign currency translation reserve	-	-	-	-	67.31	67.31
Dividend Paid	-	-	-	(1,470.41)	-	(1,470.41)
Re-measurement gains/(loss) on defined benefit plans(Net of Taxes)	-	-	-	(27.91)	-	(27.91)
Unrealised Exchange Gain/Loss	-	-	-	206.14	-	206.14
<b>Balance as at March 31, 2022</b>	<b>49.87</b>	<b>8,797.81</b>	<b>9,636.71</b>	<b>18,816.50</b>	<b>178.76</b>	<b>37,479.65</b>
<b>Add/(Less):</b>						
<b>Appropriations/Adjustments :</b>						
Profit for the year	-	-	-	2,413.18	-	2,413.18
Dividend & Dividend Tax	-	-	-	(367.60)	-	(367.60)
Re-measurement gains/(loss) on defined benefit plans(Net of Taxes)	-	-	-	8.77	-	8.77
Unrealised Exchange Gain/Loss	-	-	-	433.47	-	433.47
<b>Balance as at March 31, 2023</b>	<b>49.87</b>	<b>8,797.81</b>	<b>9,636.71</b>	<b>21,304.32</b>	<b>178.76</b>	<b>39,967.46</b>

## NON-CURRENT LIABILITIES

### 14 Financial Liabilities

#### 14.1 Non Current Borrowings

(₹ In Lacs)

Particulars	As at March 31, 2023	As at March 31, 2022
<b>Term Loans:</b>		
(i) Term loan from Bank		
Rupee Loan	255.00	968.79
Foreign Currency Loan	487.87	732.87
<b>Less: Current Maturities of Long Term Borrowings</b>	<b>(500.00)</b>	<b>(771.29)</b>
<b>Total</b>	<b>242.87</b>	<b>930.37</b>

- (a) Interest rate of the above loan in range between 6.00% to 10.20 % per annum.
- (b) Borrowings from banks are secured by way of :-
- First parri passu charge on both present and/or future, movable & immoveable property, plant & equipments.
  - Second parri passu charge on both present and/or future, current assets including inventories & receivables.
- (c) Amount payable during next 12 months, disclosed under the head "Current Borrowings" (Note No. 17.1)
- (d) **Utilisation of Borrowings taken from Bank and Financial Institution**
- The company has not taken any fresh loan from banks and financial institutions during the year.

## (e) Maturity Profile of the above loan as below :

(₹ In Lacs)

Particulars	As at March 31, 2023	As at March 31, 2022
(i) Within One year	500.00	771.29
(ii) Two to Five years	242.87	930.37
<b>Total</b>	<b>742.87</b>	<b>1,701.66</b>

## 14.2 Lease Liability

(₹ In Lacs)

Particulars	As at March 31, 2023	As at March 31, 2022
(i) Lease Liability Payable	156.36	101.01
<b>Total</b>	<b>156.36</b>	<b>101.01</b>

Amount payable during next 12 months, disclosed under the head "Lease Liability [Current]" (Note No. 17.2)

Disclosures as required by Ind AS 116 'Lease' are stated below

## (a) Lease Liability Movement

(₹ In Lacs)

Particulars	As at March 31, 2023	As at March 31, 2022
<b>Opening Balance /Transaction Adjustment</b>	49.24	49.24
Add: Addition during the year	131.47	65.22
Interest on lease liability	10.88	10.88
Less: Lease rental payments	(17.61)	(12.17)
<b>Total</b>	<b>173.97</b>	<b>113.18</b>

## (b) Maturity Analysis of Lease Liabilities

(₹ In Lacs)

Particulars	As at March 31, 2023	As at March 31, 2022
(i) Not later than one year	17.61	12.17
(ii) Later than one year but not later than five years	70.45	48.67
(iii) Later than five years	85.91	52.34
<b>Total</b>	<b>173.97</b>	<b>113.18</b>

## 15 Provisions

(₹ In Lacs)

Particulars	As at March 31, 2023	As at March 31, 2022
<b>Provision for Employee Benefits :</b>		
(i) Gratuity Payable	603.16	545.97
(ii) Leave Encashment	38.11	31.13
<b>Total</b>	<b>641.27</b>	<b>577.09</b>

{Refer provision for employee benefits note no.35}

## 16 Deferred Tax Liabilities (Net)

(₹ In Lacs)

Particulars	As at March 31, 2023	As at March 31, 2022
<b>Tax effect of items constituting deferred tax liabilities:</b>		
(i) Property, plant and equipment	659.28	705.02
<b>Tax effect of items constituting deferred tax assets:</b>		
(i) Mat Credit Entitlement	-	(9.57)
<b>Total</b>	<b>659.28</b>	<b>695.46</b>

## CURRENT LIABILITIES

### 17 Financial liabilities

#### 17.1 Current Borrowings

(₹ In Lacs)

Particulars	As at March 31, 2023	As at March 31, 2022
<b>(i) Secured Loans</b>		
Loans Repayable on Demand from Banks	6,597.20	8,799.46
Current Maturities of Long Term Borrowings	500.00	771.29

(a) Interest rate of the above loan in range between 5.70% to 8.95%

(b) Working Capital loans and other credit facility are secured by way of :

(i) First parri passu charge on both present and/or future, current assets including inventories & receivables.

(ii) Second parri passu charge on both present and/or future, movable & immoveable property, plant & equipments.

#### (c) Current Maturities of Long Term Debt

(₹ In Lacs)

Particulars	As at March 31, 2023	As at March 31, 2022
(i) Term Loan from Banks	500.00	771.29
<b>Total</b>	<b>500.00</b>	<b>771.29</b>

#### 17.2 Lease Liability

(₹ In Lacs)

Particulars	As at March 31, 2023	As at March 31, 2022
(i) Lease Liability Payable	17.61	12.17
<b>Total</b>	<b>17.61</b>	<b>12.17</b>

Amount payable during next 12 months.

#### 17.3 Trade payables

(₹ In Lacs)

Particulars	As at March 31, 2023	As at March 31, 2022
<b>(i) Dues to Micro, Small and Medium Enterprises</b>		
- Other than above	2,928.66	6,359.67
<b>Total</b>	<b>2,928.66</b>	<b>6,359.67</b>
<b>(ii) Dues to other than Micro, Small and Medium Enterprises</b>		
- Acceptance	1,004.34	1,135.97
- Other than above	8,761.86	20,903.54
<b>Total</b>	<b>9,766.21</b>	<b>22,039.51</b>
<b>Grand Total</b>	<b>12,694.86</b>	<b>28,399.19</b>

Related party transactions & balance {Refer note no. 37}

**(a) Trade Payable Ageing Schedule**

(Ageing from due date of payment)

As at March 31, 2023

(₹ In Lacs)

Range of O/s period	MSME		Other than MSME		Total
	Undisputed	Disputed	Undisputed	Disputed	
Unbilled	-	-	-	-	-
Not Due	2,172.99	-	9,554.44	-	11,727.42
Less than 1 year	765.55	-	179.89	-	945.43
1-2 years	(11.87)	-	10.91	-	(0.95)
2-3 year	1.98	-	13.05	-	15.03
> 3 years	0.01	-	7.92	-	7.93
<b>Total</b>	<b>2,928.66</b>	<b>-</b>	<b>9,766.21</b>	<b>-</b>	<b>12,694.86</b>

**(b) Trade Payable Ageing Schedule**

(Ageing from due date of payment)

As at March 31, 2022

(₹ In Lacs)

Range of O/s period	MSME		Other than MSME		Total
	Undisputed	Disputed	Undisputed	Disputed	
Unbilled	-	-	-	-	-
Not Due	2,911.37	-	14,649.39	-	17,560.76
Less than 1 year	3,448.31	-	7,324.42	-	10,772.73
1-2 years	-	-	18.11	-	18.11
2-3 year	-	-	7.06	-	7.06
> 3 years	-	-	40.53	-	40.53
<b>Total</b>	<b>6,359.67</b>	<b>-</b>	<b>22,039.51</b>	<b>-</b>	<b>28,399.19</b>

**(c) Amounts due to Micro, Small and Medium Enterprises**

Outstanding to Micro, Small and Medium Enterprise : ₹ 2928.66 Lacs Previous Year : ₹ 6359.67 Lacs. The identification of suppliers under "Micro, Small and Medium Enterprises Development Act, 2006" was done on the basis of the information to the extent provided by the suppliers to the Company. Total outstanding dues of Micro and Small Enterprises, which were outstanding for more than the stipulated period, are given below:

(₹ In Lacs)

Particulars	As at March 31, 2023	As at March 31, 2022
(i) Principal amount due and remaining unpaid	2,928.66	6,359.67
(ii) Interest paid	-	-
(iii) Interest due	-	-
(iv) Interest accrued and due	-	-
(v) Interest due and remaining unpaid	-	-

## 17.4 Other Financial Liabilities

(₹ In Lacs)

Particulars	As at March 31, 2023	As at March 31, 2022
(i) Unclaimed Dividend *	20.33	18.32
(ii) Security Deposits Payable	120.44	144.97
(iii) Creditors for Service & Others	1,628.21	1,770.06
(iv) <b>Other Payables :</b>		
-Employee Dues	435.82	438.76
-Others	1,362.38	2,814.90
<b>Total</b>	<b>3,567.19</b>	<b>5,187.01</b>

\* Investor Education and Protection Fund will be credited, as and when due.

## 18 Provisions

(₹ In Lacs)

Particulars	As at March 31, 2023	As at March 31, 2022
<b>Provision for Employee Benefits :</b>		
(i) Gratuity Payable	44.45	35.54
(ii) Leave Encashment	3.20	2.54
<b>Total</b>	<b>47.65</b>	<b>38.08</b>

{Refer provision for employee benefits note no.35}

## 19 Other Current Liabilities

(₹ In Lacs)

Particulars	As at March 31, 2023	As at March 31, 2022
(i) Advance from Customers	5,286.11	396.22
(ii) Creditors for Capital Goods	166.40	850.47
(iii) Duties and Taxes payable	152.00	292.09
<b>Total</b>	<b>5,604.50</b>	<b>1,538.78</b>

## REVENUE FROM OPERATION

### 20 Sale of Products

(₹ In Lacs)

Particulars	2022-23	2021-22
(i) Domestic Sales	71,080.32	96,533.11
(ii) Export Sales	23,254.06	18,511.19
(iii) Other Operating Income	2,433.94	2,809.21
<b>Total</b>	<b>96,768.33</b>	<b>117,853.51</b>

## (a) Other Operating Income includes :

(₹ In Lacs)

Particulars	2021-22	2020-21
(i) Export benefits	262.43	226.71
(ii) Scrap Sales	2,163.45	2,566.24
(iii) Income from Services	0.60	5.57
(iv) Other Operating Income	7.48	10.69
<b>Total</b>	<b>2,433.94</b>	<b>2,809.21</b>

## I Disclosure in accordance with Ind AS - 115 "Revenue Recognition Disclosures", of the Companies (Indian Accounting Standards) Rules, 2015

## a) Revenue disaggregation based on Product Type and Customer type:

(i) Revenue disaggregation by Product Type: Pumps and Motors.

(ii) Revenue disaggregation by Customer Type is as follows:

(₹ In Lacs)

Customer Type	2022-23	2021-22
Customers under Government Projects	62,320.04	81,484.21
Industrial Customers	1,589.82	1,551.96
OEM Customers	1,133.96	3,123.00
Export Customers	23,254.06	18,511.19
Other Customers	8,470.44	13,183.14
<b>Total</b>	<b>96,768.33</b>	<b>117,853.51</b>

## 21 Other Income

(₹ In Lacs)

Particulars	2022-23	2021-22
(i) Interest Income	70.91	312.33
(ii) Rent Received	12.00	12.12
(iii) Others	242.38	289.69
<b>Total</b>	<b>325.29</b>	<b>614.14</b>

## EXPENSES

## 22 Cost of Material Consumed

(₹ In Lacs)

Particulars	2022-23	2021-22
Opening Stock of Raw Material	9,314.98	6,054.11
Add: Purchase of Raw Material	73,484.16	98,706.47
	<b>82,799.13</b>	<b>104,760.58</b>
Less: Closing Stock of Raw Material	8,338.61	9,314.98
<b>Total</b>	<b>74,460.52</b>	<b>95,445.60</b>

## 23 Changes in Inventories of Finished Goods, Stock-In-Trade and Work-In-Progress (₹ In Lacs)

Particulars	2022-23	2021-22
<b>Inventories (at Close)</b>		
(i) Finished Goods/Stock in Trade	8,456.60	8,157.88
(ii) Work-In-Progress	3,935.06	4,109.84
<b>Total</b>	<b>12,391.66</b>	<b>12,267.72</b>
<b>Inventories (at Opening)</b>		
(i) Finished Goods/Stock in Trade	8,157.88	4,267.31
(ii) Work-In-Progress	4,109.84	3,019.27
<b>Total</b>	<b>12,267.72</b>	<b>7,286.57</b>
<b>Change in Inventories</b>	<b>(123.95)</b>	<b>(4,981.15)</b>

## 24 Employee Benefit Expenses (₹ In Lacs)

Particulars	2022-23	2021-22
(i) Salaries, Wages and Bonus	4,876.71	4,812.65
(ii) Contribution to Provident and Other Funds	245.54	204.88
(iii) Staff Welfare Expenses	217.87	223.66
<b>Total</b>	<b>5,340.11</b>	<b>5,241.19</b>

## 25 Finance Cost (₹ In Lacs)

Particulars	2022-23	2021-22
(i) Interest to Bank	1,122.42	1,130.92
(ii) Interest to Other	14.60	9.47
(iii) Other Borrowing Costs	779.36	427.23
<b>Total</b>	<b>1,916.39</b>	<b>1,567.62</b>

## 26 Depreciation and Amortisation Expense (₹ In Lacs)

Particulars	2022-23	2021-22
(i) Depreciation	1,799.95	1,821.93
(ii) Amortisation	40.26	35.53
<b>Total</b>	<b>1,840.21</b>	<b>1,857.46</b>

## 27 Other Expenses

(₹ In Lacs)

Particulars	2022-23	2021-22
(i) Power & Fuel	214.78	241.46
(ii) Job Work Expenses	67.07	64.84
(iii) Clearing & Forwarding Charges	102.13	113.19
(iv) Freight Charges	1,424.59	1,454.32
(v) Travelling Expenses	472.52	237.15
(vi) Advertising Expenses	343.59	198.09
(vii) ECGC Premium	29.60	27.60
(viii) Selling & Distribution Expenses	4,391.51	5,550.47
(ix) Legal, professional and consultancy charges	440.38	406.98
(x) Rent	231.66	185.67
(xi) Manufacturing Expenses	429.08	493.70
(xii) Auditors Remuneration	13.51	13.60
(xiii) Corporate Social Responsibility Expenses	204.22	75.96
(xiv) Rates and taxes	39.39	170.45
(xv) Repair & Maintenance	111.21	135.59
(xvi) Conveyance Expenses	259.00	267.76
(xvii) Communication Expenses	361.26	209.82
(xviii) Directors Remuneration	997.41	958.46
(xix) Office & Administrative Expenses	117.42	109.84
(xx) Bad Debts Written off	14.37	24.04
(xxi) Provision for Doubtful Debts / Security Deposits	67.99	75.73
(xxii) Donations and Contributions	0.75	0.05
(xxiii) Software Maintenance Expenses	93.90	80.20
(xxiv) Miscellaneous Expenses	8.26	7.73
<b>Total</b>	<b>10,435.61</b>	<b>11,102.73</b>

## 27.1 Payment To Auditors :

(₹ In Lacs)

Particulars	2022-23	2021-22
(i) For Audit	10.00	10.00
(ii) For Taxation Matters	-	-
(iii) For Other Services-Including components auditor	3.51	3.60
<b>Total</b>	<b>13.51</b>	<b>13.60</b>



## 28 Earnings Per Share

(₹ In Lacs)

Particulars	2022-23	2021-22
Profit / (Loss) for the year as per Statement of Profit and Loss	2,413.18	6,481.60
Weighted Average Number of Shares	18,380,156	18,380,156
Weighted average number of equity shares, (nos) for Basic DPS	18,380,156	18,380,156
Face Value of Share (Rs.)	10.00	10.00
<b>Basic Earning Per Share</b>	<b>13.13</b>	<b>35.26</b>
<b>Diluted Earning Per Share</b>	<b>13.13</b>	<b>35.26</b>

## 29 Proposed Dividend

A dividend at the rate of 20% i.e. ₹2/- per equity share is recommended by the Board of Directors at their meeting held on May 05, 2023 which is subject to approval at the ensuing Annual General Meetings, and if approved will be payable within the statutory time limits of 30 Days.

## 30 Research & Development

(₹ In Lacs)

Nature of Expenditure	2022-23	2021-22
(i) Capital Expenditure	66.55	113.92
(ii) Revenue Expenditure	299.01	338.62
<b>Total Expenditure Incurred</b>	<b>365.57</b>	<b>452.54</b>
Less: Income Earned by R&D	-	0.01
<b>Net Expenditure Incurred</b>	<b>365.57</b>	<b>452.53</b>

This includes expenditure incurred by the Company on in-house research and development in respect of eligible facilities at Pithampur (Plot No. 401, 402 & 403, Sector-III), approved by the Department of scientific and Industrial Research, Ministry of Science and Technology. (Refer accounting policies)

## 31 Contingent Liabilities

(₹ In Lacs)

Particulars	2022-23	2021-22
(i) Unexpired Letter of Credit	3,821.19	15,926.01
(ii) Commercial Tax Demand under Dispute	73.58	73.58
(iii) Income Tax Demand Under Dispute	3,883.54	3,883.54
(iv) Custom Duty Demand Under Dispute	1,387.44	1,387.44
Less : Provision for Doubtful Assets	(280.49)	(280.49)
<b>Total</b>	<b>8,885.26</b>	<b>20,990.08</b>

## 32 Expenditure in Foreign Currency on Account of :

(₹ In Lacs)

Particulars	2022-23	2021-22
(i) Travelling Expenses	122.33	51.83
(ii) Advertisement Expenses	31.23	-
(iii) Commission on Sales	186.00	2.84
(iv) Software Development Expenses	10.86	10.53
(v) Legal, Professional and Consultancy charges	206.35	-
(vi) Testing & Other Charges	531.37	-
<b>Total</b>	<b>1,088.15</b>	<b>65.20</b>

### 33 Other Amendments with respect to Schedule III :

- (i) The company does not have any transactions with companies struck off.
- (ii) The company is not declared as wilful defaulter by any bank or financial Institution or other lender.
- (iii) The company have not traded or invested in Crypto currency or Virtual Currency during the year.
- (iv) There is no Scheme of Arrangements approved by the Competent Authority in terms of sections 230 to 237 of the Companies Act, 2013.
- (v) The company does not have any Benami property, where any proceeding has been initiated or pending against the company for holding any Benami property.
- (vi) The company does not have any charges or satisfaction which is yet to be registered with ROC beyond the statutory period.
- (vii) The company has no such transaction which is not recorded in the books of accounts that has been surrendered or disclosed as income during the year in the tax assessments under the Income Tax Act, 1961 (such as, search or survey or any other relevant provisions of the Income Tax Act, 1961).
- (viii) The Company has not advance or loaned or invested funds to any other person(s) or entity(ies), including foreign entities (Intermediaries) with the understanding (whether recorded in writing or otherwise) that the Company shall, whether, directly or indirectly lend or invest in other persons or entities identified in any manner whatsoever by or on behalf of the company (Ultimate Beneficiaries) or provide any guarantee, security or the like on behalf of the Ultimate Beneficiaries.
- (ix) The Company has not received any fund from any person(s) or entity(ies), including foreign entities (Funding Party) with the understanding (whether recorded in writing or otherwise) that the company shall, whether, directly or indirectly lend or invest in other persons or entities identified in any manner whatsoever by or on behalf of the Funding Party (Ultimate Beneficiaries) or provide any guarantee, security or the like on behalf of the Ultimate Beneficiaries.

### 34 Corporate Social Responsibility (CSR)

(₹ In Lacs)

The company is covered under section 135 of the companies act, the following is the disclosed with regard to CSR activities:-

Particulars	2022-23	2021-22
<b>1</b> Gross amount required to be spent by the company during the year.	204.22	75.96
<b>2</b> Amount approved by the Board to be spent during the year:		
(a) Ongoing	-	-
(b) Other than ongoing	204.22	75.96
<b>Total</b>	<b>204.22</b>	<b>75.96</b>
<b>3</b> Amount spent during the year on:		
(a) Construction/acquisition of any asset	-	-
(b) On purposes other than (a) above	204.22	75.96
<b>Total</b>	<b>204.22</b>	<b>75.96</b>
<b>4</b> Shortfall at the end of the year,		-
<b>5</b> Total of previous years shortfall,	-	-
<b>6</b> Reason for shortfall-	N.A.	N.A.
<b>7</b> Nature of CSR activities-		
(a) I&C Charges of 5hp CSR Site Mandu	-	0.12
(b) Donation To Homeopathic Rogi Kalyan	-	0.50
(c) Shakti Foundation	115.97	75.35
(d) Expenditure for National Apprenticeship Promotion Scheme (NAPS)	79.42	-
(e) Expenditure for Rural Development	8.83	-
<b>Total</b>	<b>204.22</b>	<b>75.96</b>

Particulars	2022-23	2021-22
8 Details of related party transactions, e.g., contribution to a trust controlled by the company in relation to CSR expenditure as per relevant Accounting Standard.		
(a) Shakti Foundation		
<b>Total</b>	<b>115.97</b>	<b>75.35</b>
(a) Shakti Foundation		
9 where a provision is made with respect to a liability incurred by entering into a contractual obligation, the movements in the provision during the year should be shown separately.	-	-
<b>10 Disclosures under section 135(5) and 135(6)</b>		
<b>A In case of S. 135(5) unspent amount</b>		
Opening Balance	-	-
Amount deposited in Specified Fund of Sch. VII within 6 months	-	-
Amount required to be spent	-	-
Amount spent during the year	-	-
<b>Shortfall / (Excess)</b>	<b>-</b>	<b>-</b>

## 35 Employee Benefit Obligations

### 35.1 Defined Contribution Plan :

The Company makes contribution to statutory provident fund as per Employees Provident Fund and Miscellaneous Provisions Act, 1952. This is a defined contribution plan as per IND-AS 19.

Particulars	2022-23	2021-22
Employers Contribution to Provident Fund/ Pension Fund	128.46	129.87
Employers Contribution to ESIC	1.13	3.02
<b>Total</b>	<b>129.59</b>	<b>132.89</b>

### 35.2 Defined Benefit Plan for Gratuity & for Leave Encashment :

- (i) Actuarial gains and losses in respect of defined benefit plans are recognised in the Financial statements through other comprehensive income.
- (ii) Through its defined benefit plans the Company is exposed to a number of risks, the most significant of which are detailed below:

**a) Asset Volatility :**

- (i) The plan liabilities are calculated using a discount rate; if plan assets under perform compared to the discount rate, this will create or increase a deficit.
- (ii) As the plans mature, the Company intends to reduce the level of investment risk by investing more in assets that better match the liabilities.

**b) Life Expectancy :**

The majority of the plan's obligations are to provide benefits for the service life of the member, so increases in service life expectancy will result in an increase in the plan's liabilities. This is particularly significant in the Company's defined benefit plans, where inflationary increases result in higher sensitivity to changes in service life expectancy.

The amounts recognized in the Balance Sheet are as follows :

(₹ In Lacs)

Particulars	Leave Encashment		Gratuity	
	2022-23	2021-22	2022-23	2021-22
Present value of obligation at the end of year	41.31	33.67	659.64	607.32
Fair value of plan assets at the end of year	-	-	12.03	25.82

<b>Net liability recognized in the Balance Sheet</b>	<b>41.31</b>	<b>33.67</b>	<b>647.61</b>	<b>581.50</b>
--	--------------	--------------	---------------	---------------

The amounts recognized in the Statement of Profit and Loss are as follows: (₹ In Lacs)

Particulars	Leave Encashment		Gratuity	
	2022-23	2021-22	2022-23	2021-22
Current Service Cost	8.62	1.58	71.29	39.64
Interest Cost	2.53	4.18	43.83	37.31
Past Service Cost	-	-	-	-
Benefits Paid	-	-	-	-
Recognized Net Actuarial (Gain)/ Loss	0.16	(28.85)	-	-
<b>Total, included in Employee Benefit Expenses</b>	<b>11.31</b>	<b>(23.09)</b>	<b>115.12</b>	<b>76.95</b>

Changes in present value of defined benefit obligation representing reconciliation of opening and closing balances thereof are as follows :

(₹ In Lacs)

Particulars	Leave Encashment		Gratuity	
	2022-23	2021-22	2022-23	2021-22
Defined benefit obligation at beginning of the year	33.67	59.11	607.32	546.24
Current Service Cost	8.62	1.58	71.29	39.64
Past Service Cost	-	-	-	-
Interest Cost	2.53	4.00	45.61	38.73
Benefits Paid	(3.67)	(2.18)	(64.47)	(37.21)
Actuarial (Gain)/ Loss	0.16	(28.85)	(12.14)	19.92
<b>Defined benefit obligation at the end of the year</b>	<b>41.31</b>	<b>33.67</b>	<b>647.61</b>	<b>607.32</b>

The Financial assumptions used in accounting for the Gratuity Plan & Leave Encashment are set out below:

(₹ In Lacs)

Particulars	Leave Encashment		Gratuity	
	2022-23	2021-22	2022-23	2021-22
(i) Discount Rate	7.36%	7.51%	7.36%	7.51%
(ii) Salary Escalation Rate	6.00%	6.00%	6.00%	6.00%
(iii) Expected Rate of Return on Plan Assets	None	None	7.44%	7.44%

The Demographic assumptions used in accounting for the gratuity plan & leave encashment are set out below:

(₹ In Lacs)

Particulars	Leave Encashment		Gratuity	
	2022-23	2021-22	2022-23	2021-22
(i) Retirement Age	60 years	60 years	60 years	60 years
(ii) Employee Turnover :				
18-30 Years	3.00%	3.00%	3.00%	3.00%
30-45 Years	2.00%	2.00%	2.00%	2.00%

Above 45 Years	1.00%	1.00%	1.00%	1.00%
----------------	-------	-------	-------	-------

The Sensitivity of the defined benefit obligation to changes in the weighted principal assumptions is:

**Gratuity :** (₹ In Lacs)

Principal assumption	Year	Changes in assumption	Impact on defined benefit obligation	
			Increase in assumption	Decrease in assumption
(i) Discount Rate	2023	100 Basis Points	(80.54)	97.09
	2022	100 Basis Points	(75.85)	91.52
(ii) Salary Growth Rate	2023	100 Basis Points	97.45	(82.18)
	2022	100 Basis Points	92.00	(77.50)

**Leave Encashment :** (₹ In Lacs)

Principal assumption	Year	Changes in assumption	Impact on defined benefit obligation	
			Increase in assumption	Decrease in assumption
(i) Discount Rate	2023	100 Basis Points	(5.42)	6.58
	2022	100 Basis Points	(4.77)	6.05
(ii) Salary Growth Rate	2023	100 Basis Points	6.60	(5.28)
	2022	100 Basis Points	5.90	(4.87)

**Gratuity :** (₹ In Lacs)

Expected Cash Flow for the Next Ten Years	March 31, 2023	March 31, 2022
Year 2023	-	36.03
Year 2024	44.99	25.61
Year 2025	18.75	20.97
Year 2026	30.00	32.75
Year 2027	34.77	38.27
Year 2028	40.48	-
Year 2028 - 2032	-	357.15
Year 2029 - 2033	435.27	-

The estimates of future salary increase, considered in actuarial valuation, take into account inflation, seniority, promotions and other relevant factors such as supply and demand in the employment market. The Company evaluates these assumptions annually based on its long-term plans of growth and industry standards. The discount rate is based on prevailing market yields on government securities as at balance sheet date for the estimated term of the obligations.

### 36 Income Tax Expenses

(₹ In Lacs)

Particulars	2022-23	2021-22
(i) Profit or Loss Section		
Current Tax Expenses on Profit before tax	915.16	2,224.81
(Short)/Excess provision for tax relating to prior period	(67.44)	(0.28)

Particulars	2022-23	2021-22
Deferred Tax	(36.17)	(471.93)
<b>Total Income Tax Expenses Recognised in Statement of Profit &amp; Loss</b>	<b>811.55</b>	<b>1,752.60</b>
<b>(ii) Other Comprehensive Income (OCI) Section</b>		
Income tax charged to OCI	(2.76)	9.37
<b>(iii) Reconciliation of Effective Tax Rate</b>		
A) Profit Before Tax	3,224.73	8,234.20
B) Enacted Tax Rate In India	25.17%	25.17%
C) Expected Tax Expenses	811.60	2,072.38
D) Overseas Tax	106.02	108.49
E) Effect of differential tax rates	4.62	27.78
F) Others	(17.27)	(150.17)
G) <b>Tax Effect of</b>		
- Difference Between Book Depreciation And Tax Depreciation	292.00	286.51
- Other Provisions	(240.54)	374.38
H) <b>Net Adjustment</b>	<b>51.47</b>	<b>660.88</b>
I) Tax Expenses/(Saving) on Net Adjustment	12.95	166.33
J) Current Tax Expenses Recognised In Statement of Profit & Loss (C+F+I)	917.92	2,224.81
K) Excess/(Short) Provision for tax relating to prior year	(67.44)	(0.28)
L) Changes on Account of Deferred Tax	(36.17)	(471.93)
<b>Net Current Tax Expenses Recognised in Statement of Profit &amp; Loss (G+H+I)</b>	<b>811.55</b>	<b>1,752.60</b>

### 37 Related Party Disclosure as required by Indian Accounting Standard 24 is as below : (₹ In Lacs)

#### (i) List of Related Parties and Relationships

##### S.No. Description of Relationship & Name of Related Party :

#### 1. Enterprise over which Key Management are able to exercise Significant Influence :

- (i) Shakti Irrigation India Ltd.
- (ii) Vintex Tools Pvt. Ltd.
- (iii) Arsh Industrial Solutions Pvt. Ltd.
- (iv) Shakti Irrigation Pvt. Ltd.
- (v) Gajraj Enterprises Private Limited
- (vi) SPIL Energy LLP (Earlier known as "SPIL Energy Limited")

#### 2. Key Managerial Personnel :

- (i) Mr. Dinesh Patidar - Managing Director
- (ii) Mr. Sunil Patidar - Whole Time Director
- (iii) Mr. Ramesh Patidar - Whole Time Director
- (iv) Mr. Dinesh Patel: - Chief Financial Officer
- (v) Mr. Ravi Patidar: - Company Secretary & Compliance Officer
- (vi) Mrs. Indira Patidar - Whole Time Director
- (vii) Mr. Vinay Kumar Karma- Chief Financial Officer (Shakti Energy Solutions Pvt. Ltd.)
- (viii) Miss. Mansi Birla - Company Secretary (Shakti Energy Solutions Pvt. Ltd.)
- (ix) Mr. Sunil Ghode-Whole Time Director (Shakti Energy Solutions Pvt. Ltd.)

(x) Mr Mukesh patidar-Whole Time Director (Shakti Ev Mobility Private Limited)

(xi) Mr.Nilesh Solanki - Whole Time Director (Shakti Ev Mobility Private Limited)

**(ii) Transaction with Related Parties :**

(₹ In Lacs)

S. No	Name of Party	Nature of Transaction	2022-23	2021-22
1	Shakti Irrigation India Ltd.	Purchase of Components	1,415.58	1,497.43
		Sale of Pumps & Motors & other material	4.86	6.15
		Sale of Assets	0.50	-
2	Vintex Tools Pvt. Ltd.	Purchase of Dies & Other material	3.69	46.83
		Purchase of Assets	1,006.98	1,045.57
		Sale of Spare parts	18.16	23.35
3	Arsh Industrial Solutions Pvt. Ltd.	Purchase of Nuts & Bolts	1,067.26	1,137.28
		Sale of Spare Parts	87.23	155.76
4	Shakti Irrigation Pvt. Ltd.	Purchase of Pipes	2,081.49	2,796.33
		Sale of Pumps, Motors & other material	1.09	29.39
		Income from Rent	12.00	12.12
5	Mr. Dinesh Patidar	Remuneration	900.00	900.00
6	Mr. Sunil Patidar	Remuneration	12.00	12.00
		Other Allowances	-	0.62
7	Mr. Ramesh Patidar	Remuneration	44.34	44.34
		Other Allowances	0.87	1.51
8	Mr. Dinesh Patel	Remuneration	24.96	21.89
9	Mr. Ravi Patidar	Remuneration	14.27	13.00
10	Mr. Vinay Kumar Karma	Remuneration (w.e.f 20-10-2022)	3.12	-
11	Miss. Mansi Birla	Remuneration (w.e.f 15-06-2022)	3.21	-
12	Mr. Sunil Ghode	Remuneration (w.e.f 27-03-2023)	0.20	-
13	Mr. Mukesh Patidar	Remuneration (w.e.f 11-03-2023)	1.66	-
14	Mr. Nilesh Solanki	Remuneration (w.e.f 11-03-2023)	0.55	-

**(iii) Related Party Balance :**

(₹ In Lacs)

S. No	Nature	Name of Party	As at March 31, 2023	As at March 31, 2022
1	Trade Receivables	Shakti Irrigation India Ltd.	1.83	2.43
		Vintex Tools Pvt. Ltd.	0.07	5.97
		Arsh Industrial Solutions Pvt. Ltd.	75.12	54.66
		Shakti Irrigation Private Ltd.	-	3.91

2	Trade Payables	Shakti Irrigation India Ltd.	11.81	667.25
		Vintex Tools Pvt. Ltd.	117.12	971.45
		Arsh Industrial Solutions Pvt. Ltd.	259.05	174.42
		Shakti Irrigation Private Ltd.	3.87	477.32

## 38 Financial Instruments

### A. Fair Values

(₹ In Lacs)

Set out below, is a comparison by class of the carrying amounts and fair value of the financial instruments of the Company

Financial Instruments by category	Carrying Value		Fair Value	
	As at March 31, 2023	As at March 31, 2022	As at March 31, 2023	As at March 31, 2022
<b>Financial Assets at Amortised Cost</b>				
Cash and Bank Balances	1,741.27	4,460.11	1,741.27	4,460.11
Investments	0.02	0.02	0.02	0.02
Other Financial Assets	1,411.12	612.83	1,411.12	612.83
Trade Receivables	24,368.22	38,277.58	24,368.22	38,277.58
<b>Total</b>	<b>27,520.63</b>	<b>43,350.55</b>	<b>27,520.63</b>	<b>43,350.55</b>
<b>Financial Liabilities at Amortised Cost</b>				
Trade Payables	12,694.86	28,399.19	12,694.86	28,399.19
Borrowings	7,340.08	10,501.12	7,340.08	10,501.12
Other Financial Liabilities	3,741.17	5,300.18	3,741.17	5,300.18
<b>Total</b>	<b>23,776.11</b>	<b>44,200.49</b>	<b>23,776.11</b>	<b>44,200.49</b>

The following methods and assumptions were used to estimate the fair values:

Cash and short-term deposits, trade receivables, loans, trade payables, and other current financial assets and liabilities approximate their carrying amounts largely due to the short-term maturities of these instruments.

Long-term receivables/payables are evaluated by the Company based on parameters such as interest rates, risk factors, individual creditworthiness of the counterparty and the risk characteristics of the financed project. Based on this evaluation, allowances are taken into account for the expected credit losses of these receivables.

All foreign currency denominated assets and liabilities are translated using exchange rate at reporting date.

#### Fair Value Hierarchy

The Company uses the following hierarchy for determining and disclosing the fair value of financial instruments by valuation technique:

Level 1: Quoted prices (unadjusted) in active markets for identical assets or liabilities;

Level 2: Inputs other than the quoted prices included within Level 1 that are observable for the asset or liability, either directly or indirectly; and

Level 3: Inputs based on unobservable market data.

#### Quantitative Disclosures of Fair Value Measurement Hierarchy for Assets:

(₹ In Lacs)

Particulars	As at March 31, 2023			
	Carrying Amount	Level of input used in		
		Level 1	Level 2	Level 3
<b>Financial Assets at Amortised Cost</b>				
Cash and Bank Balances	1,741.27	-	-	1,741.27
Investments	0.02	-	-	0.02
Other Financial Assets	1,411.12	-	-	1,411.12



Trade Receivables	24,368.22	-	-	24,368.22
<b>Financial Liabilities at Amortised Cost</b>				
Trade Payables	12,694.86	-	-	12,694.86
Borrowings	7,340.08	-	-	7,340.08
Other Financial Liabilities	3,741.17	-	-	3,741.17

(₹ In Lacs)

Particulars	As at March 31, 2022			
	Carrying Amount	Level of input used in		
		Level 1	Level 2	Level 3
<b>Financial Assets at Amortised Cost</b>				
Cash and Bank Balances	4,460.11	-	-	4,460.11
Investments	0.02	-	-	0.02
Other Financial Assets	612.83	-	-	612.83
Trade Receivables	38,277.58	-	-	38,277.58
<b>Financial Liabilities at Amortised Cost</b>				
Trade Payables	28,399.19	-	-	28,399.19
Borrowings	10,501.12	-	-	10,501.12
Other Financial Liabilities	5,300.18	-	-	5,300.18

## B. Financial Risk Management

Shakti Pumps (India) Limited is exposed primarily to market risk (fluctuation in foreign currency exchange rates & interest rate), credit, liquidity which may adversely impact the fair value of its financial instruments. The Company assesses the unpredictability of the financial environment & seeks to mitigate potential adverse effects on the financial performance of the Company.

### 1. Capital Management :

The company's capital management objectives are:

- The Board policy is to maintain a strong capital base so as to maintain investor, creditor and market confidence and to sustain future development of the business. The board of directors monitors the return on capital employed.
- The Company manages capital risk by maintaining sound/optimal capital structure through monitoring of financial ratios, such as debt-to-equity ratio and net borrowings-to-equity ratio on a monthly basis and implements capital structure improvement plan when necessary.
- The Company uses debt equity ratio as a capital management index and calculates the ratio as the net debt divided by total equity. Net debts and total equity are based on the amounts stated in the financial statements.
- Debt Equity Ratio is as follows:

(₹ In Lacs)

Particulars	As at March 31, 2023	As at March 31, 2022
Debt (A)	7,340.08	10,501.12
Equity (B)	41,805.48	39,317.67
<b>Debt Equity Ratio (A/B)</b>	<b>0.18</b>	<b>0.27</b>

### 2. Credit Risk :

- Credit risk is the risk of financial loss arising from counter-party failure to repay or service debt according to

the contractual terms or obligations. Credit risk encompasses both, the direct risk of default and the risk of deterioration of creditworthiness as well as concentration of risks. Credit risk is controlled by analysing credit limits and creditworthiness of customers on a continuous basis to whom the credit has been granted after obtaining necessary approvals for credit.

- (ii) Financial instruments that are subject to concentration of credit risk principally consists of trade receivables, investments, derivative financial instruments and other financial assets. None of the financial instruments of the Company results in material concentration of credit risk.

### 3. Liquidity Risk :

**Liquidity Risk Management :** Liquidity risk refers to the risk that the Company cannot meet its financial obligations. The objective of liquidity risk management is to maintain sufficient liquidity and ensure that funds are available for use as per requirements. The Company manages liquidity risk by maintaining adequate reserves, banking facilities and reserve borrowing facilities, by continuously monitoring forecast and actual cash flows, and by matching the maturity profiles of financial assets and liabilities.

#### Maturities of Borrowings :

The following table details the Company's expected maturity for borrowings :

(₹ In Lacs)

Exposure to Risk	As at March 31, 2023	As at March 31, 2022
<b>Interest bearing borrowings:</b>		
On Demand	6,597.20	8,799.46
Less than 180 Days	250.00	385.64
181-365 Days	250.00	385.64
More than 365 Days	242.87	930.37

### 4. Market Risk

Market risk is the risk that the fair value or future cash flows of a financial instrument will fluctuate because of changes in market prices. Such changes in the values of financial instruments may result from changes in the foreign currency exchange rates, interest rates, credit, liquidity and other market changes. The Company's exposure to market risk is primarily on account of foreign currency exchange rate risk.

#### a) Foreign Currency Exchange Rate Risk :

The fluctuation in foreign currency exchange rates may have potential impact on the statement of profit or loss and other comprehensive income and equity, where any transaction references more than one currency or where assets / liabilities are denominated in a currency other than the functional currency of the respective entities. Considering the countries and economic environment in which the Company operates, its operations are subject to risks arising from fluctuations in exchange rates in those countries. The risks primarily relate to fluctuations in AED, US Dollar, Australian Dollar, Great Britain Pound, Euro, JPY against the respective functional currencies of the Company. The Company, as per its risk management policy, evaluates the impact of foreign exchange rate fluctuations by assessing its exposure to exchange rate risks & uses derivative instruments primarily to hedge foreign exchange (if required).

#### Foreign Currency Exposures :

(₹ In Lacs)

Particulars	Foreign Currency	As at March 31, 2023		As at March 31, 2022	
		Foreign Curr. Amount	Amount in Rs.	Foreign Curr. Amount	Amount in Rs.
I. Trade receivables/Advance from customer :	USD	55.47	4,545.76	43.02	3,234.95
	EUR	1.86	160.71	0.49	40.50

<b>Total</b>			<b>4,706.48</b>		<b>3,275.45</b>
II. Borrowing balances :	USD	6.49	487.87	10.19	732.87
<b>Total</b>			<b>487.87</b>		<b>732.87</b>
III. Trade payables :	USD	13.31	1,090.88	14.74	1,108.60
	EUR	1.03	88.92	2.18	179.25
<b>Total</b>			<b>1,179.81</b>		<b>1,287.85</b>

#### Foreign Currency Sensitivity :

The following tables demonstrate the sensitivity to a reasonably possible change in foreign currency exchange rates, with all other variables held constant. The impact on the Company's profit before tax is due to changes in the fair value of monetary assets and liabilities.

(₹ In Lacs)

Particulars	Currency	Change in rate	Effect on profit before tax
<b>March 31, 2023</b>			
Based on YOY change between F22 & F23	USD	+10%	296.70
	USD	-10%	(296.70)
	EUR	+10%	7.18
	EUR	-10%	(7.18)
<b>March 31, 2022</b>			
Based on YOY change between F21 & F22	USD	+10%	139.35
	USD	-10%	(139.35)
	EUR	+10%	(13.87)
	EUR	-10%	13.87

#### b) Interest Rate Risk :

Interest rate risk is the risk that the fair value or future cash flows of a financial instrument will fluctuate because of change in market interest rates. The Company's exposure to the risk of changes in market interest rates relates primarily to the Company's debt obligations with floating interest rates.

(₹ In Lacs)

Floating Interest rate exposure :	As at March 31, 2023	As at March 31, 2022
<b>Secured Loans :</b>		
Loans repayable taken from Banks:	6,597.20	8,799.46
<b>Total</b>	<b>6,597.20</b>	<b>8,799.46</b>

#### Interest Rate Sensitivity :

The sensitivity analyses below have been determined based on exposure to interest rate. For variable rate liabilities, analysis is prepared assuming the amount of liability outstanding at the end of the reporting period was outstanding for the whole year. With all other variables held constant, the Company's profit before tax is affected through the impact on variable rate borrowings, as follows:

(₹ In Lacs)

Particulars	Increase / Decrease in Basis Points	Effect on Profit Before Tax (Loss)
As at March 31, 2023	+100	(65.97)
	-100	65.97
As at March 31, 2022	+100	(87.99)
	-100	87.99

### 39 Segment reporting

Information reported to the chief operating decision maker (CODM) for the purposes of resource allocation and assessment of segment performance focuses on the types of goods or services delivered or provided. The Company is in the business of manufacture and sale of pump sets, which in the context of Indian Accounting Standard 108 'Segment Information' represents single reportable business segment. The accounting policies of the reportable segments are the same as the accounting policies disclosed in Note 2. The revenues, total expenses and net profit as per the Statement of Profit and Loss represents the revenue, total expenses and the net profit of the sole reportable segment.

#### Information about Operating Segments:

(₹ In Lacs)

Particular	2022-23	2021-22
<b>1. Segment Revenue</b>		
India	102,946.91	128,937.21
Overseas	13,683.64	11,552.11
<b>Total Segment Revenue</b>	<b>116,630.55</b>	<b>140,489.32</b>
Inter segment sales	(19,536.93)	(22,021.67)
<b>Income from Operations</b>	<b>97,093.62</b>	<b>118,467.65</b>
<b>2. Segment Results</b>		
<b>Profit/(Loss) before Finance Costs, Exceptional Items &amp; Tax</b>		
India	4,191.55	8,706.25
Overseas	949.57	1,095.57
<b>Total</b>	<b>5,141.12</b>	<b>9,801.82</b>
Less: Finance Cost	1,916.39	1,567.62
<b>Profit before Exceptional Items &amp; Tax</b>	<b>3,224.73</b>	<b>8,234.20</b>
Exceptional Items	-	-
<b>Profit before Tax</b>	<b>3,224.73</b>	<b>8,234.20</b>
<b>3. Capital Employed</b>		
<b>(Segment Assets)</b>		
India	65,954.43	80,691.66
Overseas	6,579.86	5,675.91
<b>Total Segment Assets</b>	<b>72,534.29</b>	<b>86,367.57</b>
<b>(Segment Liabilities)</b>		
India	29,488.80	45,853.53
Overseas	1,240.01	1,196.38

Particular	2022-23	2021-22
<b>Total Segment Liabilities</b>	<b>30,728.81</b>	<b>47,049.91</b>
<b>Net Capital Employed</b>		
<b>(Segment Assets-Segment Liabilities)</b>		
India	36,465.63	34,838.13
Overseas	5,339.85	4,479.53
<b>Total Capital Employed</b>	<b>41,805.48</b>	<b>39,317.66</b>

#### 40 Additional Information Regarding Subsidiaries as per Schedule III of the Companies Act, 2013

(₹ In Lacs)

Name of the Entity	Net Assets		Share in Profit or Loss	
	As % of Consolidated Net Assets	Amount	As % of Consolidated Profit or Loss	Amount
<b>F.Y. 2022-23</b>				
<b>a) Parent</b>				
Shakti Pumps India Limited	78.29%	32,729.52	64.77%	1,562.99
<b>b) Subsidiaries</b>				
<b>Indian</b>				
Shakti Energy Solutions Pvt. Ltd.	6.96%	2,910.10	2.04%	49.34
<b>Foreign</b>				
Shakti Pumps LLC, USA	5.94%	2,481.99	12.77%	308.05
Shakti Pumps FZE , UAE	6.81%	2,845.43	21.37%	515.67
Shakti EV Mobility Private Limited (Formerly known as Shakti Green Industries Private Limited)	1.98%	826.00	0.00%	-
Shakti Pumps (Shanghai) Limited, China	0.01%	4.39	-0.15%	(3.71)
Shakti Pumps (Bangladesh) Ltd., Bangladesh	0.02%	8.04	-0.79%	(19.17)
<b>c) Minority Interest</b>				
i) Indian	-	-	-	-
ii) Foreign	-	-	-	-
<b>Total</b>	<b>100%</b>	<b>41,805.48</b>	<b>100%</b>	<b>2,413.18</b>
<b>F.Y. 2021-22</b>				
<b>a) Parent</b>				
Shakti Pumps India Limited	81.19%	31,922.46	72.57%	4,703.84
<b>b) Subsidiaries</b>				
<b>Indian</b>				
Shakti Energy Solutions Pvt. Ltd.	7.29%	2,864.67	12.76%	826.82
<b>Foreign</b>				
Shakti Pumps LLC, USA	5.91%	2,324.63	6.24%	404.61
Shakti Pumps FZE , UAE	5.39%	2,117.54	8.42%	545.82

Name of the Entity	Net Assets		Share in Profit or Loss	
	As % of Consolidated Net Assets	Amount	As % of Consolidated Profit or Loss	Amount
Shakti Green Industries Pvt Ltd.	0.13%	51.00	0.00%	-
Shakti Pumps (Shanghai) Limited, China	0.02%	8.09	-0.04%	(2.38)
Shakti Pumps (Bangladesh) Ltd., Bangladesh	0.07%	29.28	0.04%	2.90
<b>c) Minority Interest</b>				
i) Indian	-	-	-	-
ii) Foreign	-	-	-	-
<b>Total</b>	<b>100%</b>	<b>39,317.68</b>	<b>100%</b>	<b>6,481.60</b>

**41** Previous year figure have been regrouped / recast, wherever necessary, to correspond with the current year's classification / disclosure.

**42** Figures pertaining to Subsidiary Companies have been reclassified wherever necessary to bring them in line with the Parent Company's Financial Statements.

As per our report of even date

**For PGS & Associates**

Chartered Accountants

ICAI Firm Registration No. : 122384W

**Premal Gandhi**

**Partner**

M.No.111592

UDIN: 23111592BGXFCU5609

**For and on behalf of the Board of Directors of  
Shakti Pumps (India) Limited**

**Dinesh Patidar**

**Chairman and Managing Director**

DIN:00549552

**Ramesh Patidar**

**Executive Director**

DIN:00931437

Place: Pithampur

Date: May 05, 2023

**Dinesh Patel**

**Chief Financial Officer**

**Ravi Patidar**

**Company Secretary**

M. No. ACS 32328





**SHAKTI PUMPS (INDIA) LIMITED,**

Plot No. 401, 402 & 413, Industrial Area,  
Sector-III, Pithampur-454 775 (MP) India.

Ph. No.: (07292) 410500

Email: [info@shaktipumpsindia.com](mailto:info@shaktipumpsindia.com) | [cs@shaktipumpsindia.com](mailto:cs@shaktipumpsindia.com)

CIN: L29120MP1995PLC009327