



Bal Pharma Limited

To,
The Manager-Listing
National Stock Exchange of India Ltd
Mumbai.

29.05.2023

BSE Limited
Mumbai.

Dear Sir,

Sub : Outcome of the Board Meeting.
Ref : Regulation 33 of SEBI(LODR) Regulations.2015.

The Board of Directors of the Company has met today and *inter alia* transacted the following business.

1.Approved the Audited Standalone and Consolidated Financial Results of the Company for the quarter and financial year ended 31.03.2023. A copy of the Audited financial statements (Standalone and Consolidated) along with auditors reports with unmodified opinion are enclosed with this letter for submission to the exchanges.

2.Recommended dividend of Re.1/- per equity share of Rs.10/- each i.e 10%, subject to the approval of members at the ensuing Annual General Meeting of the Company.

3.Appointed Mr.M.R Krishna Murthy (Membership No. 7568) as Cost Auditor , Mr.Parameshwar Bhat (Membership No.8860) as Secretarial Auditors and Messrs. Murugesh & Co (Membership No.002233S) as internal auditors of the Company for the financial year 2023-2024.

The meeting commenced at 4.45 P.M and concluded at 6.20 P.M on 29.05.2023.

Please take this intimation on record.

For Bal Pharma Limited


Shailesh Siroya
Managing Director

CORPORATE OFFICE : 5th Floor, Lakshmi Narayan Complex, 10/1, Palace Road, Bengaluru - 560 052. India

Ph. : 91 - 80 - 41379500 Fax : 91 - 80 - 22354057 / 58

Email : info@balpharma.com Website : www.balpharma.com

CIN # L85110KA1987PLC008368

REGD. OFFICE & FACTORY : 21 & 22, Bommasandra Industrial Area, Bengaluru - 560 099. Ph. :080-41570811 / 13 / 19 Fax : 41570820



Bal Pharma Limited

29.05.2023

To,
The Manager-Listing
National Stock Exchange of India Ltd
Mumbai.

BSE Limited
Mumbai.


Dear Sir,

Sub. : Declaration of Unmodified Opinion on Audited Financial Statements for the Financial Year ended March 31, 2023.

Pursuant to Regulation 33(3)(d) of the SEBI (Listing Obligations and Disclosure Requirements) Regulations, 2015, we hereby declare and confirm that the Statutory Auditors of the Company viz. SSJNB & Co, Chartered Accountants, having membership # 0013976S have issued their audit report with Unmodified opinion on Audited Standalone and Consolidated Financial Statements of the Company, for the year ended March 31, 2023.

Please take this intimation on record.

For Bal Pharma Limited


Shailesh Siroya

Managing Director



CORPORATE OFFICE : 5th Floor, Lakshmi Narayan Complex, 10/1, Palace Road, Bengaluru - 560 052. India

Ph. : 91 - 80 - 41379500 Fax : 91 - 80 - 22354057 / 58

Email : info@balpharma.com Website : www.balpharma.com

CIN # L85110KA1987PLC008368

REGD. OFFICE & FACTORY : 21 & 22, Bommasandra Industrial Area, Bengaluru - 560 099. Ph. :080-41570811 / 13 / 19 Fax : 41570820



S S J N B & Co

Chartered Accountants

Landline: 080-4977 7951 / 52 / 53 / 54

Email: office@ssjnb.in

**INDEPENDENT AUDITOR'S REPORT ON AUDIT OF THE STANDALONE FINANCIAL RESULTS
TO THE BOARD OF DIRECTORS OF BAL PHARMA LIMITED**

Opinion

We have audited the accompanying Statement of Standalone Financial Results of Bal Pharma Limited (the "Company"), for the quarter and year ended March 31, 2023 (the "Statement"), being submitted by the Company pursuant to the requirement of Regulation 33 and Regulation 52 of the SEBI (Listing Obligations and Disclosure Requirements) Regulations, 2015, as amended (the "Listing Regulations").

In our opinion and to the best of our information and according to the explanations given to us, the Statement:

- is presented in accordance with the requirements of Regulation 33 and Regulation 52 of the Listing Regulations in this regard; and
- gives a true and fair view in conformity with the recognition and measurement principles laid down in the Indian Accounting Standards ("Ind AS") and other accounting principles generally accepted in India of the net profit and total comprehensive income and other financial information of the Company for the quarter and year then ended March 31, 2023.

Basis for Opinion

We conducted our audit in accordance with the Standards on Auditing ("SA"s) specified under Section 143(10) of the Companies Act, 2013 and other applicable pronouncements issued by the Institute of Chartered Accountants of India . Our responsibilities under those Standards are further described in the Auditor's Responsibilities for the Audit of the Standalone Financial Results section of our report. We are independent of the Company in accordance with the Code of Ethics issued by the Institute of Chartered Accountants of India ("ICAI") together with the ethical requirements that are relevant to our audit of the Standalone Financial Results for the quarter and year ended March 31, 2023 under the provisions of the Act and the Rules thereunder, and we have fulfilled our other ethical responsibilities in accordance with these requirements and the ICAI's Code of Ethics. We believe that the audit evidence obtained by us is sufficient and appropriate to provide a basis for our audit opinion.

Management's Responsibilities for the Standalone Financial Results

This Statement, which includes the Standalone financial results is the responsibility of the Company's Board of Directors, and has been approved by them for the issuance. The Statement has been compiled from the related audited Interim condensed standalone financial statements for the three months and year ended March 31, 2023. This responsibility includes preparation and presentation of the Standalone Financial Results for the quarter and year ended March 31, 2023 that give a true and fair view of the net profit and other comprehensive income and other financial information in accordance with the recognition and measurement principles laid down in Ind AS, prescribed under Section 133 of the Act, read with relevant rules issued thereunder and other accounting principles generally accepted in India and in compliance with Regulation 33 and Regulation 52 of the Listing Regulations. This responsibility also includes maintenance of adequate accounting records in accordance with the provisions of the Act for safeguarding the assets of the Company and for preventing and detecting frauds and other irregularities; selection and application of appropriate accounting policies; making judgments and estimates that are reasonable and prudent; and the design, implementation and maintenance of adequate internal financial controls that were operating effectively for ensuring the accuracy and completeness of the accounting records, relevant to the preparation and presentation of the Standalone Financial Results that give a true and fair view and is free from material misstatement, whether due to fraud or error.



S S J N B & Co

Chartered Accountants

Landline: 080-4977 7951 / 52 / 53 / 54

Email: office@ssjnb.in


In preparing the Standalone Financial Results, the Board of Directors is responsible for assessing the Company's ability, to continue as a going concern, disclosing, as applicable, matters related to going concern and using the going concern basis of accounting unless the Board of Directors either intends to liquidate the Company or to cease operations, or has no realistic alternative but to do so. The Board of Directors is also responsible for overseeing the financial reporting process of the Company

Auditor's Responsibilities for the Audit of the Standalone Financial Results

Our objectives are to obtain reasonable assurance about whether the Standalone Financial Results as a whole are free from material misstatement, whether due to fraud or error, and to issue an auditor's report that includes our opinion. Reasonable assurance is a high level of assurance, but is not a guarantee that an audit conducted in accordance with SAs will always detect a material misstatement when it exists. Misstatements can arise from fraud or error and are considered material if, individually or in the aggregate, they could reasonably be expected to influence the economic decisions of users taken on the basis of this Standalone Financial Results.

As part of an audit in accordance with SAs, we exercise professional judgment and maintain professional scepticism throughout the audit. We also:

- Identify and assess the risks of material misstatement of the Standalone Financial Results, whether due to fraud or error, design and perform audit procedures responsive to those risks, and obtain audit evidence that is sufficient and appropriate to provide a basis for our opinion. The risk of not detecting a material misstatement resulting from fraud is higher than for one resulting from error, as fraud may involve collusion, forgery, intentional omissions, misrepresentations, or the override of internal control.
- Obtain an understanding of internal financial controls relevant to the audit in order to design audit procedures that are appropriate in the circumstances, but not for the purpose of expressing an opinion on the effectiveness of such controls.
- Evaluate the appropriateness of accounting policies used and the reasonableness of accounting estimates made by the Board of Directors.
- Evaluate the appropriateness and reasonableness of disclosures made by the Board of Directors in terms of the requirements specified under Regulation 33 and Regulation 52 of the Listing Regulations.
- Conclude on the appropriateness of the Board of Directors' use of the going concern basis of accounting and, based on the audit evidence obtained, whether a material uncertainty exists related to events or conditions that may cast significant doubt on the ability of the Company to continue as a going concern. If we conclude that a material uncertainty exists, we are required to draw attention in our auditor's report to the related disclosures in the Statement or, if such disclosures are inadequate, to modify our opinion. Our conclusions are based on the audit evidence obtained up to the date of our auditor's report. However, future events or conditions may cause the Company to cease to continue as a going concern.
- Evaluate the overall presentation, structure and content of the Standalone Financial Results, including the disclosures, and whether the Standalone Financial Results represent the underlying transactions and events in a manner that achieves fair presentation.
- Obtain sufficient appropriate audit evidence regarding the Standalone Financial Results of the Company to express an opinion on the Standalone Financial Results.



S S J N B & Co

Chartered Accountants

Landline: 080-4977 7951 / 52 / 53 / 54

Email: office@ssjnb.in

Materiality is the magnitude of misstatements in the Standalone Financial Results that, individually or in aggregate, makes it probable that the economic decisions of a reasonably knowledgeable user of the Standalone Financial Results may be influenced. We consider quantitative materiality and qualitative factors in (i) planning the scope of our audit work and in evaluating the results of our work; and (ii) to evaluate the effect of any identified misstatements in the Standalone Financial Results.

We communicate with those charged with governance regarding, among other matters, the planned scope and timing of the audit and significant audit findings, including any significant deficiencies in internal control that we identify during our audit.

We also provide those charged with governance with a statement that we have complied with relevant ethical requirements regarding independence, and to communicate with them all relationships and other matters that may reasonably be thought to bear on our independence, and where applicable, related safeguards.

For S S J N B & CO

Chartered Accountants

Firm registration number: 013976S

DHANPAL I Digitally signed by
SAKARIA DHANPAL I SAKARIA
Date: 2023.05.29
17:57:08 +05'30'

Dhanpal I Sakaria

Partner

Membership No: 213666

UDIN: 23213666BGZBYU2775

Place: Bengaluru

Date: 29 May 2023



BAL PHARMA LIMITED
CIN: L85110KA1987PLC008368
Regd. Office: 21-22 Bommasandra Industrial Area, Anekal Taluq, Bangalore 560 099
AUDITED STANDALONE FINANCIAL RESULTS FOR THE QUARTER AND YEAR ENDED 31.03.2023

Rs in lakhs except EPS

Sl No.	Particulars	Quarter Ended			Year ended	
		31 March 2023 Audited	31 Dec 2022 Unaudited	31 March 2022 Audited	31 March 2023 Audited	31 March 2022 Audited
	Income					
I	Revenue from operations	8,197.19	7,656.31	7,375.94	30,309.90	28,036.53
II	Other income	43.91	77.23	334.35	215.48	649.01
III	Total Income - (I)+(II)	8,241.10	7,733.54	7,770.29	30,525.38	28,685.57
	Expenses					
IV	a) Cost of materials consumed	4,971.80	3,889.28	4,108.99	17,644.55	16,294.68
	b) Purchase of Stock-in-trade	420.49	384.14	93.47	1,138.72	840.01
	c) Changes in inventories of finished goods, Stock-in-trade and work-in-progress	-960.08	46.70	339.32	(1789.51)	(484.91)
	d) Employees benefits expenses	1,369.80	1,320.65	1,223.00	5,190.78	4,445.68
	e) Finance costs	383.66	311.79	244.75	1,215.53	1,039.85
	f) Depreciation and amortization expense	166.31	202.57	211.30	748.09	723.70
	g) Other expenses	1,568.19	1,385.17	1,262.75	5,622.25	4,620.94
	Total Expense - (IV)	7,920.17	7,540.30	7,483.66	29,670.41	27,479.94
V	Profit before Exceptional Item and Tax (III-IV)	320.93	193.24	286.71	854.97	1,205.63
VI	Exceptional items					
VII	Profit/ (Loss) before Tax (V-VI)	320.93	193.24	286.71	854.97	1,205.63
VIII	Less: Tax Expense					
	Current tax	-16.25	77.25	85.66	258.45	447.86
	Excess/Short provision of tax written back	-15.88	-	-	(15.68)	-
	Tax adjustments relating to previous year	-39.65	-	93.65	(39.65)	93.65
	Deferred tax charge/ (credit)	180.41	(31.00)	(170.18)	39.21	(193.76)
		108.83	46.25	9.03	242.33	347.76
IX	Net Profit for the period	212.10	146.99	277.70	612.63	857.88
X	Other Comprehensive Income(OCI)					
	- Items that may not be reclassified to Profit or loss	22.63	-	-0.61	22.63	(0.61)
	- Income tax relating to items that will not be reclassified to profit or loss	-	-	-	-	-
	Total Other Comprehensive income, net of Income Tax	22.63	0.00	-0.61	22.63	(0.60)
XI	Total Comprehensive income for the period (IX+X)	234.74	146.99	277.09	635.26	857.28
XII	Paid up Equity Share Capital (Face value ₹ 10 per share)	1,568.93	1,568.98	1482.24	1,568.98	1,482.24
XIII	Other Equity					7,249.86
XIV	Earnings per share (Face value of ₹ 10 each)					
	Basic - in ₹	1.35	0.94	1.87	3.90	5.79
	Diluted - in ₹	1.36	0.95	1.83	3.94	5.67

Notes:

- The above Audited standalone financial results of the Company have been reviewed by the Audit Committee and approved by the Board of Directors at their respective meetings held on 29 May 2023
- The standalone financial results has been prepared in accordance with the Companies (Indian Accounting Standards) Rules, 2015 (IND AS), prescribed under section 133 of the Companies Act, 2013, read with relevant rules issued thereunder and other recognised accounting practices and policies to the extent applicable.
- The Company has only one reportable segment namely 'Pharmaceuticals'.
- The Board has recommended a dividend of Rs. 1 per equity share of Rs 10 each, subject to the approval of members at the ensuing Annual General Meeting.
- The Company has not received any intimation or information with regard to its vendors registration as a Micro, Small and medium enterprises. Accordingly, the entire dues to vendors has been classified as payable to other than MSME.
- The Company has filed application with NCLT for merger of Golden Drugs Pvt Ltd., a wholly owned subsidiary of the Company.
- The Company has allotted 1,17,500 equity shares to the employees of the Company against the Conversion of stock options vested under Bal Pharma Employees stock option scheme 2014, during the year under review.
- Previous period figures have been regrouped/rearranged wherever considered necessary to conform to the period presentation.

Place: Bengaluru
Date: 29 May 2023

By the order of Board of Directors
For Bal Pharma Limited

Shailesh Siroya
Managing Director



BAL PHARMA LIMITED
CIN: L85110KA1987PLC008368

Audited Standalone Balance Sheet

(all amounts in Rs. lakhs unless otherwise stated)

	As at 31 Mar 2023	As at 31 March 2022
ASSETS		
Non-current assets		
Property, Plant and Equipment	5,261.99	4,491.98
Capital work-in-progress	0.00	116.21
Other Intangible Assets	1,045.13	797.87
Intangible assets under development		
Financial assets		
- Investments	839.61	839.60
- Loans	-	-
- Other financial assets	350.41	440.28
Non Current tax assets (Net)	-	-
Other non-current assets	278.35	469.94
	<u>7,775.49</u>	<u>7,155.88</u>
Current assets		
Inventories	9,768.75	7,397.46
Financial assets		
- Trade receivable	9,483.82	7,790.60
- Loans	3,366.13	2,578.58
- Cash and cash equivalents	122.72	81.12
- Other bank balances	612.49	428.11
- Other financial assets	146.80	128.06
Current tax assets (Net)	-	-
Other current assets	3,494.07	3,416.35
	<u>26,994.77</u>	<u>21,820.27</u>
	<u>34,770.26</u>	<u>28,976.14</u>
EQUITY & LIABILITIES		
Equity		
Equity share capital	1,568.99	1,482.24
Other equity	8,034.35	7,249.86
	<u>9,603.34</u>	<u>8,732.10</u>
LIABILITIES		
Non-current liabilities		
Financial liabilities		
- Borrowings	3,052.31	2,701.34
- Other financial liabilities	122.50	225.37
Provisions	490.89	460.30
Deferred tax liabilities (Net)	285.94	246.73
	<u>3,951.63</u>	<u>3,633.75</u>
Current liabilities		
Financial liabilities		
- Borrowings	9,470.76	7,099.24
- Trade payables		
Due to Micro, Small and Medium Enterprises		
Due to Other than Micro, small and Medium Enterprises	9,077.42	7,219.67
- Other financial liabilities	910.56	844.03
Other current liabilities	1,454.84	932.86
Provisions	62.50	66.63
Current tax liabilities (Net)	239.21	447.86
	<u>21,215.29</u>	<u>16,610.30</u>
	<u>34,770.26</u>	<u>28,976.14</u>




BAL PHARMA LIMITED
CIN: L85110KA1987PLC008368

Audited Standalone Statement of Cash Flows
(all amounts in Rs. lakhs unless otherwise stated)

	For the Period ended 31 Mar 2023	For the year ended 31 Mar 2022
Cash flow from operating activities:		
Profit / (Loss) before tax	854.97	1,205.63
Adjustment for :		
- Interest income	(132.46)	(155.95)
- (Gain)/Loss on sale of Property, Plant and Equipment	(3.94)	(123.36)
- Balances written off as no more payable	-	(162.40)
- Unrealised Foreign (Gain)/Loss	81.94	(61.29)
- Finance cost (including effect of amortisation of processing fees)	1,215.53	1,039.85
- Rental Expense(IND AS 116)	(95.19)	(84.95)
- Balances written off as no more receivable	-	207.79
- Depreciation and amortisation	748.09	723.70
- Expected Credit Losses	18.20	15.88
- Share based payment reserve	-	-
- Other comprehensive income	22.63	(0.61)
Operating cash flow before working capital changes	<u>2,709.76</u>	<u>2,604.29</u>
Changes in		
- Decrease/(Increase) in Inventories	(2,371.30)	(1,385.43)
- Decrease/(Increase) in Trade receivables	(1,793.37)	(1,043.34)
- Decrease/(Increase) in Loans	18.22	86.01
- Decrease/(Increase) in Financial Assets (Current and Non current)	(32.24)	(128.63)
- Decrease/(Increase) in Other Assets (Current and Non current)	(77.40)	328.27
- Increase/ (Decrease) in Trade payables	1,857.74	2,561.63
- Increase/ (Decrease) in Other Financial liabilities (Current and Non current)	58.84	49.72
- Increase/ (Decrease) in Other liabilities (Current and Non current)	521.98	30.58
- Increase/ (Decrease) in Provisions	26.46	65.44
Cash (used in)/ generated from operations	<u>918.71</u>	<u>3,168.54</u>
Income taxes (paid)/ refund	(411.78)	(111.50)
Net cash generated (used in) operating activities	<u>506.92</u>	<u>3,057.03</u>
Cash flow from investing activities:		
Purchase of Property, Plant & Equipment including intangible assets and capital work-in-progress	(1,453.94)	(756.59)
Intercompany Deposit to Subsidiary	(686.69)	(485.03)
Interest Income from subsidiary	-	-
Investment in Subsidiaries	-	-
Decrease/ (increase) in fixed deposits	(81.01)	(119.42)
Interest received	13.37	17.67
Net cash generated/ (used in) investing activities	<u>(2,208.27)</u>	<u>(1,343.36)</u>
Cash flow from financing activities:		
Proceeds from/(Repayment) of long term borrowings	350.97	308.13
Proceeds from long term borrowings	-	-
Proceeds from / (repayment) of short term borrowings	2,371.52	(932.99)
Dividend Paid including unpaid dividends of preceding years	(155.72)	(148.22)
Payment of Dividend Distribution Tax	-	-
Money received on issue of Equity shares	437.48	-
Money received against Share Warrants	(93.75)	-
Share based payment reserve	47.98	91.28
Interest Paid (Gross)	(1,215.53)	(1,039.85)
Net cash arising/ (used in) from financing activities	<u>1,742.95</u>	<u>(1,721.64)</u>
Net (decrease)/ increase in cash and cash equivalents	41.60	(7.97)
Cash and cash equivalents at the beginning of the year	81.12	89.09
Cash and cash equivalents at the end of the year	<u>122.72</u>	<u>81.12</u>
Cash and cash equivalents comprise of:		
Cash on hand	0.79	2.31
Balances with banks		
- in current accounts	60.01	78.81
- in deposits with original maturity of less than 3 months	61.92	-
	<u>122.72</u>	<u>81.12</u>





S S J N B & Co

Chartered Accountants

Landline: 080-4977 7951 / 52 / 53 / 54

Email: office@ssjnb.in

**INDEPENDENT AUDITOR'S REPORT ON AUDIT OF THE CONSOLIDATED FINANCIAL RESULTS
TO THE BOARD OF DIRECTORS OF BAL PHARMA LIMITED**

Opinion

- We have audited the accompanying statement of consolidated financial results of BAL PHARMA LIMITED ("the Parent") and its subsidiaries (the Parent and its subsidiaries together referred to as "the Group") and its share of the net profit/(loss) after tax and total comprehensive income/loss for the quarter ended and year ended 31st March, 2023 (the "Statement") attached herewith, being submitted by the Parent pursuant to the requirements of Regulation 33 and Regulation 52 of the Listing Regulations.
- In our opinion and to the best of our information and according to the explanations given to us and based on the consideration of reports of other auditor on separate audited financial statements /special purpose financial information of the subsidiaries, the aforesaid Consolidated Financial Results:
 - (i) include the Consolidated Financial Results of the Parent Company and the entities as listed in Annexure A;
 - (ii) are presented in accordance with the requirements of Regulation 33 and Regulation 52 of the Listing Regulations in this regard; and
 - (iii) give a true and fair view in conformity with the recognition and measurement principles laid down in the applicable accounting standards prescribed under Section 133 of the Companies Act, 2013 (the "Act") and other accounting principles generally accepted in India, of net profit and other comprehensive income and other financial information of the Group for the year ended March 31, 2023 and the consolidated statement of assets and liabilities and the consolidated statement of cash flows as at and for the year ended on that date.

Basis for Opinion

- We conducted our audit in accordance with the Standards on Auditing ("SAs") specified under section 143(10) of the Act and other applicable authoritative pronouncements issued by the Institute of Chartered Accountants of India. Our responsibilities under those Standards are further described in the 'Auditor's Responsibilities for the Audit of the Consolidated Financial Results' section of our report. We are independent of the Group, its associate companies and jointly controlled entities in accordance with the Code of Ethics issued by the Institute of Chartered Accountants of India together with the ethical requirements that are relevant to our audit of the financial statements under the provisions of the Act and the Rules thereunder, and we have fulfilled our other ethical responsibilities in accordance



S S J N B & Co

Chartered Accountants

Landline: 080-4977 7951 / 52 / 53 / 54

Email: office@ssjnb.in

Auditor's Responsibilities for the Audit of the Consolidated Financial Results

- Our objectives are to obtain reasonable assurance about whether the consolidated financial results as a whole are free from material misstatement, whether due to fraud or error, and to issue an auditor's report that includes our opinion. Reasonable assurance is a high level of assurance, but is not a guarantee that an audit conducted in accordance with SAs will always detect a material misstatement when it exists. Misstatements can arise from fraud or error and are considered material if, individually or in the aggregate, they could reasonably be expected to influence the economic decisions of users taken on the basis of these consolidated financial results.
- As part of an audit in accordance with SAs, we exercise professional judgment and maintain professional skepticism throughout the audit. We also:
 - (i) Identify and assess the risks of material misstatement of the consolidated financial results, whether due to fraud or error, design and perform audit procedures responsive to those risks, and obtain audit evidence that is sufficient and appropriate to provide a basis for our opinion. The risk of not detecting a material misstatement resulting from fraud is higher than for one resulting from error, as fraud may involve collusion, forgery, intentional omissions, misrepresentations, or the override of internal control.
 - (ii) Obtain an understanding of internal control relevant to the audit in order to design audit procedures that are appropriate in the circumstances. Under Section 143(3)(i) of the Act, we are also responsible for expressing our opinion on whether the company has adequate internal financial controls with reference to financial statements in place and the operating effectiveness of such controls.
 - (iii) Evaluate the appropriateness of accounting policies used and the reasonableness of accounting estimates and related disclosures made by the Board of Directors.
 - (iv) Conclude on the appropriateness of the Board of Directors use of the going concern basis of accounting and, based on the audit evidence obtained, whether a material uncertainty exists related to events or conditions that may cast significant doubt on the ability of the Group and its associate companies and jointly controlled entities to continue as a going concern. If we conclude that a material uncertainty exists, we are required to draw attention in our auditor's report to the related disclosures in the consolidated financial results or, if such disclosures are inadequate, to modify our opinion. Our conclusions are based on the audit evidence obtained up to the date of our auditor's report. However, future events or conditions may cause the Group and its associate companies and jointly controlled entities to cease to continue as a going concern.



S S J N B & Co

Chartered Accountants

Landline: 080-4977 7951 / 52 / 53 / 54

Email: office@ssjnb.in

- (v) Evaluate the overall presentation, structure and content of the consolidated financial results, including the disclosures, and whether the consolidated financial results represent the underlying transactions and events in a manner that achieves fair presentation.
- (vi) Obtain sufficient appropriate audit evidence regarding the financial results/ special purpose financial information of the entities within the Group and its associate companies and jointly controlled entities to express an opinion on the consolidated financial results. We are responsible for the direction, supervision and performance of the audit of financial information of such entities included in the consolidated financial results of which we are the independent auditors. For the other entities included in the consolidated financial results, which have been audited by other auditors, such other auditors remain responsible for the direction, supervision and performance of the audits carried out by them. We remain solely responsible for our audit opinion.
- We communicate with those charged with governance of the Holding Company and such other entities included in the consolidated financial results of which we are the independent auditors regarding, among other matters, the planned scope and timing of the audit and significant audit findings, including any significant deficiencies in internal control that we identify during our audit. We also provide those charged with governance with a statement that we have complied with relevant ethical requirements regarding independence, and to communicate with them all relationships and other matters that may reasonably be thought to bear on our independence, and where applicable, related safeguards.
 - We also performed procedures in accordance with the circular issued by the SEBI under Regulation 33 and Regulation 52 of the Listing Regulations, as amended, to the extent applicable.

Other Matters

- We did review the financial results of 4 subsidiaries included in the consolidated audited financial results, whose financial results reflect total revenue (before consolidation adjustments) of ₹ 913.46 lakhs for period ended 31 March, 2023 and total net loss after tax (before consolidation adjustments) of ₹ 350.70 lakhs for the period ended 31 March, 2023. These financial results have been reviewed by other auditors whose reports have been furnished to us by the Management and our conclusion on the Statement, in so far as it relates to the amounts and disclosures included in respect of these subsidiaries is based solely on the reports of the other auditors and the procedures performed by us.



S S J N B & Co

Chartered Accountants

Landline: 080-4977 7951 / 52 / 53 / 54

Email: office@ssjnb.in

Annexure A

Lifezen Healthcare Private limited	Subsidiary
Balance Clinics LLP	Subsidiary
Bal Research Foundation	Subsidiary
Golden Drugs Private Limited	Subsidiary

For S S J N B & CO

Chartered Accountants

Firm registration number: 013976S

DHANPAL Digitally signed by
DHANPAL I SAKARIA
I SAKARIA Date: 2023.05.29
18:00:21 +05'30'

Dhanpal I Sakaria

Partner

Membership No: 213666

UDIN: 23213666BGZBYV7175

Place: Bengaluru

Date: 29 May 2023



BAL PHARMA LIMITED
CIN: L85110KA1987PLC003368

Regd. Office: 21-22 Bommasandra Industrial Area, Anekal Taluq, Bangalore 560 099
AUDITED CONSOLIDATED FINANCIAL RESULTS FOR QUARTER AND THE YEAR ENDED 31.03.2023

Rs in lakhs except EPS

Sl.No.	Particulars	Quarter Ended			Year ended	
		31 March 2023 Audited	31 Dec 2022 Unaudited	31 March 2022 Audited	31 March 2023 Audited	31 March 2022 Audited
	Income					
I	Revenue from operations	8,245.08	7,661.88	7,404.93	30,421.62	28,121.45
II	Other income	18.82	46.03	370.37	94.06	515.20
III	Total Income - (I)+(II)	8,263.90	7,707.91	7,775.30	30,515.68	28,636.65
	Expenses					
IV	a) Cost of materials consumed	5,066.78	4,041.66	4,113.28	17,919.35	16,399.27
	b) Purchase of Stock-in-trade	401.31	403.64	120.11	1,144.78	842.80
	c) Changes in inventories of finished goods, Stock-in-trade and work-in-progress	-953.17	42.87	328.61	-1,787.14	-489.45
	d) Employees benefits expenses	1,463.13	1,405.94	1,299.23	5,529.84	4,725.47
	e) Finance costs	385.31	310.98	245.11	1,218.65	1,040.53
	f) Depreciation and amortization expense	208.66	244.79	242.08	912.83	904.01
	g) Other expenses	1,455.71	1,152.62	1,199.14	5,102.51	4,295.78
	Total Expense - (IV)	8,022.73	7,602.60	7,547.56	30,040.82	27,718.40
V	Profit before Exceptional item and Tax (III-IV)	241.16	105.41	227.74	474.85	918.25
VI	Exceptional items	-	-	-	-	-
VII	Profit/ (Loss) before Tax (V-VI)	241.16	105.41	227.74	474.85	918.25
VIII	Less: Tax Expense					
	Current tax	(16.25)	77.25	85.56	258.45	447.86
	Excess Short provision of tax written back	(16.68)	-	-	(15.68)	-
	Tax adjustments relating to previous year	(39.65)	-	93.65	(39.65)	93.65
	Deferred tax charge/ (credit)	151.00	(31.00)	-170.18	9.80	(193.76)
		79.42	46.25	9.03	212.92	347.75
IX	Net Profit for the period	161.74	59.16	218.71	261.93	570.49
	Profit/ (Loss) attributable to:					
	- Equity holders of the parent company	160.05	57.49	197.07	257.18	561.15
	- Non controlling interest	1.69	1.66	21.67	4.75	9.34
X	Other Comprehensive Income(OCI)					
	- Items that may not be reclassified to Profit or loss	23.08	-	0.31	23.08	0.31
	- Income tax relating to items that will not be reclassified to profit or loss	-	-	-	-	-
	Total Other Comprehensive income, net of Income Tax	23.08	-	0.31	23.08	0.32
XI	Total Comprehensive income for the period (IX+X)	184.82	59.16	219.02	285.02	670.81
	Profit/ (Loss) attributable to:					
	Equity holders of the parent company	160.05	57.49	197.07	257.18	561.47
	Non controlling interest	1.69	1.66	21.67	4.75	9.34
XII	Paid up Equity Share Capital (Face value ₹ 10 per share)	1,668.98	1,568.98	1,482.24	1,568.98	1,482.24
XIII	Other Equity				4,809.92	4,380.42
XIV	Earnings per share (Face value of ₹ 10 each)					
	Basic - in ₹	1.03	0.38	1.33	1.67	3.79
	Diluted - in ₹	1.04	0.38	1.30	1.68	3.79

Notes:

- The above Audited consolidated financial results of the Company have been reviewed by the Audit Committee and approved by the Board of Directors at their respective meetings held on 29 May 2023.
- The consolidated financial results has been prepared in accordance with the Companies (Indian Accounting Standards) Rules, 2015 (IND AS), prescribed under section 133 of the Companies Act, 2013, read with relevant rules issued thereunder and other recognised accounting practices and policies to the extent applicable. The audited consolidated financial results relate to Balpharma Limited, its subsidiaries (together constitute 'the group'), Joint venture and Associates and are prepared by applying IND AS 110 - "Consolidate Financial Statements", and IND AS 28 - "Investments in Associates & Joint ventures".
- The Group has not received any intimation or information with regard to its vendors registration as a Micro, Small and medium enterprises. Accordingly, the entire dues to vendors has been classified as payable to other than MSME.
- The Board has recommended a dividend of Rs.1 per equity share of Rs.10 each, subject to the approval of members at the ensuing Annual General Meeting.
- The figures for the year ended March 31, 2023 & March 31, 2022 are the balancing figure between the audited figures in respect of the full financial year and the unaudited published year to date figures up to the third quarter of the relevant financial year which were subject to limited review by the Statutory Auditor of the Company.
- The Company has only one reportable segment namely 'Pharmaceuticals'.
- The Company has filed application with NCLT for merger of Golden Drugs Pvt Ltd, a wholly owned subsidiary of the Company.
- The Company has allotted 1,17,500 equity shares to the employees upon conversion of stock options vested on them under Bal Pharma Ltd Employee Sytock Option Scheme 2014, during the year under review.
- Previous period figures have been regrouped/rearranged wherever considered necessary to conform to the period presentation.

Place: Bengaluru
Date: 29 May 2023

By the order of the Board
For Bal Pharma Limited

Shreshth Siroya
Shreshth Siroya, Managing Director



BAL PHARMA LIMITED
CIN: L85110KA1987PLC008368
Audited Consolidated Balance Sheet
(all amounts in Rs. lakhs unless otherwise stated)

	As at 31 Mar 2023	As at 31 March 2022
ASSETS		
Non-current assets		
Property, Plant and Equipment	6,217.92	5,557.30
Capital work-in-progress	0.00	161.23
Goodwill	382.86	382.86
Other Intangible Assets	1,045.70	799.12
Intangible assets under development	-	-
Financial assets	-	-
- Investments	-	-
- Loans	9.75	6.72
- Other financial assets	350.41	440.28
Non current assets (Net)	-	-
Deferred tax assets (Net)	216.66	187.36
Other non-current assets	278.35	469.94
	<u>8,501.64</u>	<u>8,004.80</u>
Current assets		
Inventories	9,800.50	7,439.56
Financial assets	-	-
- Investments	-	-
- Trade receivable	9,397.59	7,531.23
- Loans	96.01	107.41
- Cash and cash equivalents	148.72	111.28
- Other bank balances	612.49	428.11
- Other financial assets	146.90	128.06
Current tax assets (Net)	14.53	9.92
Other current assets	2,598.85	2,495.25
	<u>22,815.59</u>	<u>18,250.83</u>
	<u>31,317.23</u>	<u>26,255.63</u>
EQUITY & LIABILITIES		
Equity		
Equity share capital	1,568.99	1,482.24
Other equity	4,809.92	4,380.42
Non Controlling Interest	(8.69)	(13.44)
	<u>6,370.21</u>	<u>5,849.22</u>
LIABILITIES		
Non-current liabilities		
Financial liabilities	-	-
- Borrowings	3,052.31	2,701.35
- Other financial liabilities	167.60	270.51
Provisions	506.75	469.41
Deferred tax liabilities (Net)	286.91	247.82
Other non-current liabilities	-	-
	<u>4,013.57</u>	<u>3,689.09</u>
Current liabilities		
Financial liabilities	-	-
- Borrowings	10,047.61	7,662.63
- Trade payables	-	1.58
Due to Micro, Small and Medium Enterprises	-	1.58
Due to Other than Micro, small and Medium Enterprises	7,892.29	6,568.86
- Other financial liabilities	919.79	927.87
Other current liabilities	1,770.58	1,035.73
Provisions	63.96	72.79
Current tax liabilities (Net)	239.21	447.86
	<u>20,933.44</u>	<u>16,717.33</u>
	<u>31,317.23</u>	<u>26,255.63</u>



BAL PHARMA LIMITED

CIN: L85110KA1987PLC008368

Audited consolidated Statement of Cash Flows

(all amounts in Rs. lakhs unless otherwise stated)

	For the Period ended 31 Mar 2023	For the year ended 31 March 2022
Cash flow from operating activities:		
Profit / (Loss) before tax	474.85	918.25
Adjustment for :		
- Interest income	(11.99)	(21.43)
- (Gain)/Loss on sale of Property, Plant and Equipment	(2.99)	(123.36)
- Balances written off as no more payable	-	(162.40)
- Unrealised Foreign (Gain)/Loss	81.94	(61.29)
- Finance cost (including effect of amortisation of processing fees)	1,216.60	1,040.36
- Rental Expense(IND AS 116)	(95.19)	(84.95)
- Balances written off as no more receivable	1.70	209.18
- Depreciation and amortisation	912.83	904.01
- Expected Credit Losses	18.20	15.88
- Share based payment reserve	-	-
-Other Comprehensive income	22.63	(0.61)
Operating cash flow before working capital changes	2,618.58	2,633.63
Changes in		
- Decrease/(Increase) in Inventories	(2,360.94)	(1,401.03)
- Decrease/(Increase) in Trade receivables	(3,189.31)	(966.80)
- Decrease/(Increase) in Loans	(794.90)	73.21
- Decrease/(Increase) in Financial Assets (Current and Non current)	(86.64)	(128.63)
- Decrease/(Increase) in Other Assets (Current and Non current)	(131.62)	311.05
- Increase/ (Decrease) in Trade payables	2,690.51	2,059.36
- Increase/ (Decrease) in Other Financial liabilities (Current and Non current)	915.19	86.69
- Increase/ (Decrease) in Other liabilities (Current and Non current)	538.22	58.08
- Increase/ (Decrease) in Provisions	28.33	74.16
Cash (used in)/ generated from operations	227.43	2,799.73
Income taxes (paid)/ refund	(411.78)	(120.18)
Net cash generated (used in) operating activities	-184.35	2,679.55
Cash flow from investing activities:		
Purchase of Property, Plant & Equipment including intangible assets and capital work-in-progress	(1,463.59)	(846.93)
Intercorporate Deposit to Subsidiary	(686.69)	-
Interest Income from subsidiary	-	-
Investment in Subsidiaries	-	-
Proceeds from sale of fixed assets	(0.95)	-
Decrease/ (increase) in fixed deposits	(81.01)	(119.42)
Interest received	14.01	17.87
Net cash generated/ (used in) investing activities	(2,218.24)	(948.48)
Cash flow from financing activities:		
Proceeds from/(Repayment) of long term borrowings	1,170.21	308.13
Proceeds from long term borrowings	-	-
Proceeds from / (repayment) of short term borrowings	2,371.52	(932.99)
Dividend Paid including unpaid dividends of preceding years	(155.72)	(148.22)
Payment of Dividend Distribution Tax	-	-
Money received on issue of Equity shares	437.48	-
Money received against Share Warrants	(93.75)	-
Share based payment reserve	47.98	91.28
Interest Paid (Gross)	(1,337.70)	(1,040.36)
Net cash arising/ (used in) from financing activities	2,440.02	(1,722.15)
Net (decrease)/ increase in cash and cash equivalents	37.43	8.92
Cash and cash equivalents at the beginning of the year	111.27	102.35
Effect of exchange differences on cash and cash equivalents	-	-
Cash and cash equivalents at the end of the year	148.71	111.26
Cash and cash equivalents comprise of:		
Cash on hand	2.80	2.86
Balances with banks		
- in current accounts	83.99	108.41
- in deposits with original maturity of less than 3 months	61.92	-
	148.72	111.27

