



Gujarat Raffia Industries Limited

CIN: L17110GJ1984PLC007124

Regd. Off: Plot No 455, Santej-Vadsar Road Gandhinagar -382721

Phone.:(91- 79) 29702373/7229095778

Web Site: www.griltarp.com mail id: cs@griltarp.com

Date: November 14, 2024

To,

General Manager
Department of Corporate Services,
BSE Limited,
Phiroze Jeejeebhoy Towers,
Dalal Street, Mumbai – 400 001
Scrip Code: 523836

Manager
Listing Department
National Stock Exchange of India Ltd
Exchange Plaza, Bandra-kurla Complex,
Bandra (E), Mumbai – 400 051
NSE Symbol: GUJRAFFIA

Sub: Outcome of Meeting of Board of Directors held on November 14, 2024.

Dear Sir/Madam,

With reference to captioned subject, this is to inform you that following business were transacted in the meeting of board of directors of the company held on November 14, 2024

1. On recommendation board of directors has approved unaudited Financial Results for the quarter ended on 30th Day of September 2024, along with Limited Review Report thereon.

We are enclosing herewith financial results along with limited review report there on for your record.

The Board of Directors meeting was commenced at 02:00 PM and concluded at 03:30 PM.

Kindly take the same on your records.

Thanking you.

FOR GUJARAT RAFFIA INDUSTRIES LIMITED

Pradeep Bhutoria
Managing Director
DIN: 00284808

A. N. Ruparel & Co.

CHARTERED ACCOUNTANTS

Ph. 079-26400816/17

602, Abhishree Avenue, Opp. Hanumanji Temple, Nehrunagar Cross Road, Ambavadi, Ahmedabad -380015


Limited Review Report

Review report to:
The Board of Directors
Gujarat Raffia Industries Limited

We have reviewed the accompanying statement of unaudited financial results of **Gujarat Raffia Industries Limited** ("the Company") for the quarter ended 30th September, 2024 ("the Statement") attached herewith, being submitted by the company pursuant to the requirements of Regulation 33 of the SEBI (Listing Obligation and Disclosure Requirements) Regulations 2015, read with SEBI Circular No. CIR/CFD/CMD1/80/2019 dated 19th July, 2019.

This statement is the responsibility of the Company's Management and has been approved by the Board of Directors, has been prepared in accordance with the recognition and measurement principles laid down in Ind AS 34 "Interim Financial Reporting" prescribed under section 133 of the Companies Act, 2013 ("the Act") and other accounting principles generally accepted in India. Our responsibility is to issue a report on these financial statements based on our review.

We conducted our review of the Statement in accordance with the Standard on Review Engagement (SRE) 2410, "Review of Interim Financial Information performed by the independent auditor of the Entity" issued by the Institute of Chartered Accountants of India. This standard requires that we plan and perform the review to obtain moderate assurance as to whether the financial statements are free of material misstatement. A review is limited primarily to inquiries of company personnel and analytical procedures applied to financial data and thus provide less assurance than an audit. We have not performed an audit and accordingly, we do not express an audit opinion.



A. N. Ruparel & Co.

CHARTERED ACCOUNTANTS

Ph. 079-26400816/17

602, Abhishree Avenue, Opp. Hanumanji Temple, Nehrunagar Cross Road, Ambavadi, Ahmedabad -380015

Based on our review conducted as above, nothing has come to our attention that causes us to believe that the accompanying statement of unaudited financial results prepared in accordance with applicable accounting standards and other recognized accounting practices and policies has not disclosed the information required to be disclosed in terms of Regulation 33 of the SEBI (Listing Obligations and Disclosure Requirements) Regulations, 2015 read with SEBI Circular No. CIR/CFD/CMD1/80/2019 dated 19th July, 2019, including the manner in which it is to be disclosed, or that it contains any material misstatement.

For, A. N. Ruparel & Co.
Chartered Accountants



(Atul N. Ruparel)

Proprietor M. No.: 046392

Firm No.: 113413W

UDIN: 24046392BKBVKQ8583

Place: Ahmedabad

Date: 14/11/2024

Statement of unaudited Standalone results for the Quarter ended September 30, 2024

| Particulars | (Rs In lakhs) | | | | | |
|------------------------------------------------------------------------------------------------------------------------------------|----------------------------------|----------------------------------|---------------------------------------------------|----------------------------------------------------------------|-----------------------------------------------------------------|-----------------------------|
| | Three Months ended 30.09.2024 | Three Months ended 30.06.2024 | Corresponding Three Months ended 30.09.2023 | Year to date figures for current period ended 30.09.2024 | Year to date figures for previous period ended 30.09.2023 | Year ended on 31.03.2024 |
| | Unaudited | Unaudited | Audited | Unaudited | Audited | Audited |
| I Income from Operations | | | | | | |
| I Revenue from operation | 547.02 | 1,051.96 | 762.94 | 1,598.99 | 1,665.54 | 3,091.21 |
| II Other Income | 0.76 | 12.42 | 85.23 | 13.18 | 108.88 | 88.82 |
| III Total Income (I + II) | 547.78 | 1,064.38 | 848.18 | 1,612.16 | 1,774.42 | 3,180.04 |
| IV Expenses | | | | | | |
| a) Cost of Material Consumed | 345.26 | 591.81 | 581.79 | 937.07 | 1,201.50 | 2,023.65 |
| b) Purchase of Stock in Trade | - | - | - | - | - | - |
| c) Changes in inventories of finished goods, work-in-progress and stock-in-trade | -22.15 | 241.25 | 8.08 | 219.10 | 48.44 | 153.53 |
| d) Employee Benefit Expense | 57.32 | 54.50 | 53.61 | 111.82 | 107.31 | 229.36 |
| e) Finance cost | 8.22 | 7.74 | 10.02 | 15.95 | 31.23 | 48.08 |
| f) Depreciation & amortization | 35.09 | 32.81 | 32.99 | 67.90 | 66.05 | 132.33 |
| g) Other Expenditure | 115.73 | 103.44 | 154.69 | 219.17 | 294.63 | 526.44 |
| Total Expenses (IV) | 539.47 | 1,031.54 | 841.19 | 1,571.01 | 1,749.17 | 3,113.39 |
| V Profit/(Loss) before extra ordinary and exceptional Items and tax (III - IV) | 8.32 | 32.84 | 6.99 | 41.16 | 25.25 | 66.65 |
| VI Exceptional Items | - | - | - | - | - | - |
| VII Profit/(Loss) before extra ordinary Items and tax (V -VI) | 8.32 | 32.84 | 6.99 | 41.16 | 25.25 | 66.65 |
| VIII Extra Ordinary Items | - | - | - | - | - | - |
| IX Profit / (Loss) before Tax (VII- VIII) | 8.32 | 32.84 | 6.99 | 41.16 | 25.25 | 66.65 |
| X Tax expense | | | | | | |
| (i) Current Tax | 1.30 | 5.12 | 1.09 | 6.42 | 3.94 | 10.00 |
| (ii) Deferred Tax | - | - | - | - | - | - |
| (iii) Adjustment of Tax relating to earlier period | - | - | - | - | - | 2.73 |
| Profit (Loss) for the period from continuing operations (IX - X) | 7.02 | 27.72 | 5.90 | 34.74 | 21.31 | 53.92 |
| XI Profit/(loss) from discontinuing operations | - | - | - | - | - | - |
| XIII Tax expense of discontinuing operations | - | - | - | - | - | - |
| XIV Profit/(loss) from Discontinuing operations (after tax) (XII - XIII) | - | - | - | - | - | - |
| XV Profit (Loss) for the period (XI + XIV) | 7.02 | 27.72 | 5.90 | 34.74 | 21.31 | 53.92 |
| XVI Other Comprehensive Income: | | | | | | |
| A. (i) Items that will not be reclassified to profit or loss | | | | | | |
| (ii) Income tax relating to items that will not be reclassified to profit or loss | | | | | | |
| B. (i) Items that will be reclassified to profit or loss | | | | | | |
| (ii) Income tax relating to items that will be reclassified to profit or loss | | | | | | |
| XVII Total Comprehensive Income for the period (XV + XVI) Comprising Profit (Loss) and Other comprehensive Income for the period) | | | | | | |
| Share of Profit / (loss) of associates * | - | - | - | - | - | - |
| Minority Interest* | - | - | - | - | - | - |
| 16 Net Profit / (Loss) for the year | 7.02 | 27.72 | 5.90 | 34.74 | 21.31 | 53.92 |
| XVIII Paid up equity share capital | 540.45 | 540.45 | 540.45 | 540.45 | 540.45 | 540.45 |
| Face value of equity share capital | 10.00 | 10.00 | 10.00 | 10.00 | 10.00 | 10.00 |
| 18 Reserve excluding Revaluation Reserves | - | - | - | 1,559.92 | 1,492.56 | 1,525.18 |
| XIX Earnings Per Share (for continuing operation): | | | | | | |
| a) Basic | 0.13 | 0.51 | 0.11 | 0.64 | 0.39 | 1.00 |
| b) Diluted | 0.13 | 0.51 | 0.11 | 0.64 | 0.39 | 1.00 |
| XX Earnings Per Share (for discontinued operation) | | | | | | |
| a) Basic | - | - | - | - | - | - |
| b) Diluted | - | - | - | - | - | - |
| XXI Earnings Per Share (for discontinued & continuing operation) | | | | | | |
| a) Basic | 0.13 | 0.51 | 0.11 | 0.64 | 0.39 | 1.00 |
| b) Diluted | 0.13 | 0.51 | 0.11 | 0.64 | 0.39 | 1.00 |

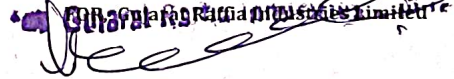
NOTES:

- 1 The Financial Results have been reviewed and recommended by Audit committee of the Board and approved and adopted by Boad of Directors at its meeting held on 14th November, 2024.
- 2 This statements has been prepared In accordance with the Companies (Indian Accounting Standard) Rules,2015 - IND AS prescribed under sec- 133 of the companies Act, 2013 read with the Companies(Indian Accounting Standards) Rules, 2015 as amended by the Companies (Indian Accounting Standards) (Amendment) Rules, 2016 and other recognised accounting practices and policies to the extent applicable and In terms of Regulation 33 of SEBI(Listing Obligation and Disclosure Requierment) Regulations, 2015 .
- 3 The statutory auditors have carried out a limited review of these results for the quarter ended September 30, 2024.
- 4 As per the definition of Reportable segment in Accordance with Accounting standard 17 of Segment Reporting Issued by Institute of Chartered Accountant of india, the company has only one reportable segment i.e. manufacturing of P.E. Tarpaulin, HDPE/P.P Woven Sacks, Fabrics Business. Hence, separate disclosure for segment reporting is not applicable to the company.
- 5 Impact of the CoVID-19 pandemic on their financial statements :The Company has evaluated the impact of COVID-19 on its financial statements based on the internal and external information up to the date of approval of these financial statements and expect to recover the carrying amount of inventories, receivables and investments. The Company does not foresee any material impact on liquidity and assumption of going concern. Till the time business operations at customers' end get fully functional and supplies chain with vendors totally restored, business operations of the Company will remain at sub-optimal level. The Company will continue to monitor the future market conditions and update its assessment.
- 6 The Company does not have any subsidiary / associate.
- 7 To facilitate Comparision , figures of previous periods has been regrouped and rearranged, wherever necessary.

Place: Santej

Date: 14th November, 2024

BY ORDER OF THE BOARD OF DIRECTORS,


Pradeep Bhutoria

(Managing Director)
(DIN : 00284808)



Statement of Assets and Liabilities

(Rs in lakhs)

| Standalone Statement of Assets and Liabilities | | As at (current half year ended date) 30.09.2024 | As at (Previous year end date) 30.09.2023 (Audited) |
|------------------------------------------------|----------------------------------------------------------------------------|-------------------------------------------------------|--------------------------------------------------------------|
| | | (Unaudited) | (Audited) |
| Assets | | | |
| 1 | Non-current assets | | |
| | (a) Property, plant and equipment | 1,104.06 | 1,148.45 |
| | (b) Capital work-in-progress | - | - |
| | (c) Investment property | - | - |
| | (d) Goodwill | - | - |
| | (e) Other intangible assets | - | - |
| | (f) Intangible assets under development | - | - |
| | (g) Biological assets other than bearer plants | - | - |
| | (h) financial Assets | | |
| | Non-current financial assets | | |
| | (i) Non-current investments | 560.00 | - |
| | (ii) Trade receivables, non-current | - | - |
| | (iii) Loans, non-current | - | - |
| | (iv) other non current financial assets | - | - |
| | Total non-current financial assets | 560.00 | - |
| | (i) Deferred tax assets (net) | | |
| | (j) Other non-current assets | | |
| | Total non-current assets | 1,664.06 | 1,148.45 |
| 2 | Current assets | | |
| | (a) Inventories | 425.00 | 840.99 |
| | (b) Current financial asset | | |
| | (I) Current investments | - | - |
| | (II) Trade receivables, current | 155.83 | 333.16 |
| | (III) Cash and cash equivalents | 4.12 | 1.68 |
| | (IV) Bank balance other than cash and cash equivalents | 90.49 | 561.71 |
| | (V) Loans, current | 62.03 | 18.72 |
| | (VI) Other current financial assets (to be specified) | 58.67 | 234.58 |
| | Total current financial assets | 371.14 | 1,149.85 |
| | (c) Current tax assets (net) | | |
| | (d) Other current assets | | |
| | Total current assets | 796.14 | 1,990.84 |
| 3 | Non-current assets classified as held for sale | | |
| ##### | Regulatory deferral account debit balances and related deferred tax Assets | | |
| | Total assets | 2,460.20 | 3,139.28 |
| Equity and liabilities | | | |
| 1 | Equity | | |
| | Equity attributable to owners of parent | | |
| | (a) Equity share capital | 540.45 | 540.45 |
| | (b) Other equity | 1,559.92 | 1,492.56 |
| | Total equity attributable to owners of parent | 2,100.37 | 2,033.01 |
| | Non controlling interest | | |
| | Total equity | 2,100.37 | 2,033.01 |
| 2 | Liabilities | | |
| | Non-current liabilities | | |
| | (a) Non Current financial liabilities | | |
| | (I) Borrowings, non-current | 282.00 | 380.80 |
| | (II) Trade payables, non-current | | |
| | (III) Other non-current financial liabilities | | |
| | Total non-current financial liabilities | | |
| | (b) Provisions, non-current | 65.75 | 57.28 |
| | (c) Deferred tax liabilities (net) | - | - |
| | Deferred government grants, Non-current | | |

| | | | |
|---|-------------------------------------------------------------------------------------------|-----------------|-----------------|
| | (d) Other non-current liabilities | | |
| | Total non-current liabilities | 347.75 | 438.08 |
| | Current liabilities | | |
| | (a) financial liabilities | | |
| | (I) Borrowings, current | - | 544.35 |
| | (II) Trade payables, current | 10.32 | 104.36 |
| | (III) Other current financial liabilities | 1.76 | 19.49 |
| | Total current financial liabilities | 12.07 | 668.20 |
| | (b) Other current liabilities | | |
| | (c) Provisions, current | - | - |
| | (d) Current tax liabilities (Net) | - | - |
| | Deferred government grants, Current | - | - |
| | Total current liabilities | - | - |
| | Deferred government grants, Current | | |
| | Total current Liabilities | 12.07 | 668.20 |
| 3 | Liabilities directly associated with assets in disposal group classified as held for sale | | |
| 4 | Regulatory deferral account credit balances and related deferred tax liability | | |
| | Total liabilities | 359.82 | 1,106.28 |
| | Total equity and liabilities | 2,460.20 | 3,139.28 |

Prior years comparatives are regrouped/reclassified wherever necessary to conform to current period's presentation.

Place: Santej

Date: 14th November, 2024

BY ORDER OF THE BOARD OF DIRECTORS,
Gujarat Rafta Industries Limited




Mr. Pradeep Bhutoria
(Managing Director)
(DIN : 00284808)



| GUJARAT RAFFIA INDUSTRIES LIMITED | | |
|-----------------------------------------------------------------------|------------------------------------------------------------------|----------------------------------------------------------------------|
| CASH FLOW STATEMENT FOR THE HALF YEAR ENDED SEPTEMBER 30, 2024 | | |
| | (Rs In lakhs) | |
| Particulars | As at (Current half year end) September 30, 2024 Unaudited | As at (Corresponding half year end) September 30, 2023 Audited |
| A. CASH FLOW FROM OPERATING ACTIVITIES | | |
| Net Profit/(Loss) before Tax | 41.16 | 25.25 |
| <i>Add/(Less) : Adjustments for non cash items</i> | | |
| Depreciation | 67.90 | 66.05 |
| Provision for tax | (6.42) | (3.94) |
| <i>Add/(Less) : Other adjustments</i> | | |
| (Profit)/Loss on Sale of Tangible/Intangible assets | - | - |
| Interest Income | (0.32) | - |
| Interest and Other Borrowing Cost Paid | 15.95 | 31.22 |
| Operating Profit before Working Capital Changes | <u>118.27</u> | <u>118.59</u> |
| <i>Add/(Less) : Adjustments for working capital changes</i> | | |
| Changes in Current Assets | | |
| Decrease / (Increase) in Inventory | 206.11 | 41.74 |
| Decrease / (Increase) in Trade Receivables | 198.77 | 107.15 |
| Decrease / (Increase) in Other bank balances | - | - |
| Decrease / (Increase) in loans and other financial assets | 102.07 | 60.65 |
| Decrease / (Increase) in Current tax assets | - | - |
| Decrease / (Increase) in Other current assets | 14.59 | (20.94) |
| Changes in Current Liabilities | | |
| (Decrease) / Increase in Trade Payables | (19.44) | (22.74) |
| (Decrease) / Increase in Other Current Liabilities | (120.97) | (123.63) |
| (Decrease) / Increase in Provisions | (1.32) | (1.27) |
| (Decrease) / Increase in Current tax liabilities | (2.05) | (6.54) |
| (Decrease) / Increase in Current Borrowings | (165.28) | (465.29) |
| Net cash generated from operations : | <u>330.75</u> | <u>(312.28)</u> |
| B NET CASH FLOW FROM INVESTING ACTIVITIES | | |
| Purchase of property, plant & equipment/intangible assets | (97.20) | (5.62) |
| Sale of property, plant & equipment | - | 4.08 |
| Purchase of Investments: | | |
| In Mutual Fund | (360.00) | - |
| Sale of Investments: | | |
| In Mutual Fund | - | - |
| Change in other non current assets | - | - |
| Interest Income | 0.32 | - |
| Net cash used in investing activities : | <u>(456.88)</u> | <u>(1.54)</u> |

| C CASH FLOW FROM FINANCING ACTIVITIES | | |
|-------------------------------------------------------------|----------------|-----------------|
| Changes in current and non current borrowings | 95.46 | 135.90 |
| Changes in non current : other financial liabilities | - | - |
| Changes in non current provisions | 34.88 | 29.35 |
| Interest and Other Borrowing Cost Paid | (15.95) | (31.23) |
| Dividend paid including Corporate dividend tax | - | - |
| Net cash generated from financing activities : | 114.39 | 134.02 |
| NET INCREASE/(DECREASE) IN CASH AND CASH EQUIVALENTS | (11.74) | (179.80) |
| OPENING CASH AND CASH EQUIVALENTS | 106.35 | 743.19 |
| CLOSING CASH AND CASH EQUIVALENTS | 94.61 | 563.39 |

1. The cash flow statement has been prepared under the indirect method as set out in Indian Accounting Standard (Ind AS 7) statement of cash flows.

BY ORDER OF THE BOARD OF DIRECTORS,
FOR M/s Gujarat Raffle Industries Limited

Mr. Pradeep Bhutoria **Director**
(Managing Director)
(DIN : 00284808)