



LAKHOTIA POLYESTERS (INDIA) LTD

Address: 158 – 159 Shree Samarth Sahakari Audyogik Vasahat Ltd Pimpalgaon
Baswant Tal Niphad, Dist Nashik Maharashtra – 422209.

CIN NO: L17120MH2005PLC155146 Tel: 02554 – 232000 Email: info@lgroup.co.in

November 08, 2024

The Manager (Listing)
BSE Limited
Phiroze Jeejeebhoy Towers
Dalal Street, Fort
Mumbai 400 001

Dear Sir/Madam

Scrip No. 535387

Sub: Outcome of the Board Meeting held on Friday, November 08, 2024, pursuant to Regulation 30, 33 and other applicable Regulations of the SEBI (Listing Obligation and Disclosure Requirements) Regulation 2015

With reference to the captioned subject and in compliance with the Regulation 30 and other applicable Regulation of the SEBI (Listing Obligations and Disclosure Requirements) Regulations 2015, this is to inform you that the Board of Directors of Company at its Meeting held on Friday, November 08, 2024 inter alia have considered and approved the Un-Audited Financial Results of the Company for the quarter and half year ended on September 30, 2024.

A copy of the Un-Audited Financial Results adopted and approved by the Board of Directors for the quarter and half year ended on September 30, 2024 and limited review report of the Auditors thereon is attached herewith for your perusal.

The Meeting was commenced at 6:15 p.m. and concluded at 6:45 p.m.

Please acknowledge and take the same on your records.

Thanking You,

Yours faithfully,

For **Lakhotia Polyesters (India) Ltd**

MADHUSUDA
N
SHAMSUNDAR
LAKHOTIYA

Digitally signed by
MADHUSUDAN
SHAMSUNDAR LAKHOTIYA
Date: 2024.11.08 18:53:29
+05'30'

Madhusudan Lakhotiya

Managing Director

DIN No.: 00104576

Email Id: info@lakhotiapoly.in.

Independent Auditor's Limited Review Report on the Quarterly and Year to Date Unaudited Standalone Financial Results of Lakhotia Polyesters (India) Limited under Regulation 33 of the SEBI (Listing Obligations and Disclosure Requirements) Regulations, 2015

To,
The Board of Directors of
Lakhotia Polyesters (India) Limited

1. We have reviewed the accompanying Statement of unaudited standalone financial results of **Lakhotia Polyesters (India) Limited** ('the Company') for the Quarter ended September 30, 2024 and year to date from April 1, 2024 to September 30, 2024 ('the Statement') attached herewith, being submitted by the Company to the requirements of Regulation 33 of the SEBI (Listing Obligations and Disclosure Requirements) Regulations, 2015 This Statement which is the responsibility of the Company's management and has been approved by the Board of Directors. Our responsibility is to issue a report on the Statement based on our review.
2. This Statement, which is the responsibility of the Company's Management and approved by the Company's Board of Directors, has been prepared in accordance with the recognition and measurement principles laid down in Indian Accounting Standard 34, (Ind AS 34) "Interim Financial Reporting" prescribed under Section 133 of the Companies Act, 2013 as amended, read with relevant rules issued thereunder and other accounting principles generally accepted in India. Our responsibility is to express a conclusion on the Statement based on our review.
3. We conducted our review of the Statement in accordance with the Standard on Review Engagements (SRE) 2410 "Review of Interim Financial Information Performed by the Independent Auditor of the Entity" issued by the Institute of Chartered Accountants of India. This standard requires that we plan and perform the review to obtain moderate assurance as to whether the Statement is free of material misstatement. A review is limited primarily to inquiries of company personnel and analytical procedures applied to financial data and thus provides less assurance than an audit. We have not performed an audit and accordingly, we do not express an audit opinion.

We also performed procedures in accordance with the Circular No. CIR/CFD/CMD1/44/2019 dated March 29, 2019 issued by the Securities and Exchange Board of India under Regulation 33(B) of the Listing Regulations, to the extent applicable.

4. Based on our review conducted as stated above, nothing has come to our attention that causes us to believe that the accompanying Statement, prepared in accordance with applicable accounting standards and other recognized accounting practices and policies has not disclosed the information required to be disclosed in terms of Regulation 33 of the SEBI (Listing Obligations and Disclosure Requirements) Regulations, 2015 including the manner in which it is to be disclosed, or that it contains any material misstatement.

SHARPAARTH & CO LLP

68, 6th Floor, Business Bay, Shri. Hari Kute Marg, Tidke Colony, Nashik (MH) - 422002

+91 94621 44860

info@sharparth.com

www.sharparth.com



5. Attention is drawn to the fact that the figures for the quarter ended on September 30, 2024 as reported in these financials are the balancing figures between the published year to date figures for the period from April 1, 2024 to September 30, 2024 and unaudited figures in respect of the previous three months ended on June 30, 2024.

For M/s. SHARP AARTH & CO LLP
Chartered Accountants
FRN: 132748W / W100823

Praveen Purohit



CA Praveen Purohit
Partner

M. No. 429231

Place : Nashik

Date : November 08, 2024

UDIN : 24429231BKDZOU6577


LAKHOTIA POLYESTERS (INDIA) LIMITED

CIN - L17120MH2005PLC155146

Unaudited Standalone Statement of Assets & Liabilities as on Sep 30, 2024

INR (In Lakhs)

Sr. No.	Particulars	As at	As at
		Sep-30 2024	Mar-31 2024
	ASSETS		
1	Non-Current Assets		
	(a) Property, Plant and Equipment	37.99	40.24
	(b) Capital work-in-progress	-	-
	(c) Investment Properties	-	-
	(d) Intangible Assets	-	-
	(e) Financial Assets	-	-
	(i) Investments	0.01	0.01
	(ii) Loans & Advances	-	-
	(iii) Trade Receivables	-	-
	(iv) Other Financial Assets	345.31	46.91
	(f) Deferred Tax Assets	0.35	1.15
	(g) Other Non-Current Assets	-	-
	Total Non-Current Assets	383.66	88.32
2	Current Assets		
	(a) Inventories	201.93	208.46
	(b) Financial Assets	-	-
	(i) Investments	-	-
	(ii) Trade Receivables	2,588.12	1,389.74
	(iii) Cash and Cash Equivalents	22.34	14.09
	(iv) Bank balances other than (iii) above	-	-
	(v) Loans & Advances	-	-
	(vi) Other Financial Assets	15.58	2.58
	(c) Current Tax Assets (Net)	117.86	23.20
	(d) Other Current Assets	0.75	1.30
	Total Current Assets	2,946.58	1,639.36
	Total Assets (1+2)	3,330.24	1,727.68
	EQUITY AND LIABILITIES		
1	EQUITY		
	(a) Equity Share Capital	1,047.40	1,047.40
	(b) Other Equity	(158.38)	(163.41)
	Total Equity	889.02	883.99
	LIABILITIES		
2	Non-Current Liabilities		
	(a) Financial Liabilities	-	-
	(i) Borrowings	296.93	14.97
	(ii) Trade Payables	-	-
	(iii) Other Financial Liabilities	-	-
	(b) Other Non-Current Liabilities	-	-
	(c) Provisions	2.88	2.88
	(d) Deferred Tax Liabilities	-	-
	Total Non-Current Liabilities	299.81	17.86
3	Current Liabilities		
	(a) Financial Liabilities		
	(i) Borrowings	442.62	589.70
	(ii) Trade Payables		
	- Total Outstanding Dues of Micro Enterprises and Small Enterprises	-	-
	- Total Outstanding Dues of Creditors other than Micro Enterprises and Small Enterprises	1,691.61	216.14
	(iii) Other Financial Liabilities		
	(b) Provisions	0.85	16.19
	(c) Current Tax Liabilities (Net)	0.27	-
	(d) Other Current Liabilities	6.05	3.81
	Total Current Liabilities	2,141.40	825.84
	Total Equity & Liabilities (1+2+3)	3,330.24	1,727.68



MADHUSUDA
N
SHAMSUNDA
R LAKHOTIYA

LAKHOTIA POLYESTERS (INDIA) LIMITED
CIN - L17120MH2005PLC155146

Statement of Unaudited Standalone Financial Results for the Quarter ended Sep 30, 2024

INR (In Lakhs)

Sr. No.	Particulars	Quarter Ended			Half Year Ended		Year Ended
		30.09.2024	30.06.2024	30.09.2023	30.09.2024	30.09.2023	31.03.2024
		(Unaudited)	(Unaudited)	(Unaudited)	(Unaudited)	(Unaudited)	(Audited)
1	Income						
	(a) Revenue from Operations	2,412.12	35.767	399.57	2,447.89	690.40	2,774.81
	(b) Other Income	60.24	18.438	20.74	78.68	23.61	73.10
	Total Income	2,472.36	54.205	420.31	2,526.56	714.01	2,847.91
2	Expenses						
	(a) Cost of Material Consumed	2,147.41	26.273	369.55	2,173.68	618.90	2,500.59
	(b) Changes in inventories of work-in-progress, stock-in-trade and finished goods	64.49	7.013	36.88	71.51	8.50	8.22
	(c) Employee Benefits Expenses	6.55	6.555	7.03	13.11	13.14	35.40
	(d) Finance Costs	10.52	14.273	10.61	24.79	22.51	49.31
	(e) Depreciation and Amortization Expenses	1.14	1.123	(0.38)	2.26	0.33	1.26
	(f) Other Expenses	127.82	16.369	32.26	144.19	51.00	213.78
	Total Expenses	2,357.93	71.605	455.95	2,429.54	714.37	2,808.56
3	Profit Before Tax for the period / year (1-2)	114.43	(17.40)	(35.64)	97.02	(0.37)	39.34
4	Tax Expense Charge / (Credit)						
	(a) Current Tax	-	-	(9.16)	-	-	26.26
	(b) Previous Tax	-	0.065	-	0.06	1.71	4.67
	(c) Deferred Tax	0.40	0.403	0.79	0.80	0.34	1.75
	Total Tax Expenses	0.40	0.468	(8.36)	0.87	2.05	32.67
5	Profit after Tax for the period (3-4)	114.03	(17.87)	(27.27)	96.16	(2.42)	6.67
6	Other Comprehensive Income for the period / year						
	Net changes in fair values of investments in equity shares & derivatives carried at fair values through OCI	(99.19)	43.620	(0.15)	(55.57)	6.76	6.76
	Profit/(Loss) on Sale of Equity Shares & Derivatives held as Investment	(3.31)	(32.24)	(0.36)	(35.55)	(0.36)	-0.36
	Less: Tax related to OCI items	-	-	0.72	-	0.72	-
7	Total Comprehensive Income / (Loss) for the period / year (5+6)	11.52	(6.49)	(28.49)	5.03	3.27	13.07
8	Earning per Equity Share (EPS)* (Face value of Rs. 10 each)						
	Basic EPS	0.11	(0.06)	(0.27)	0.05	0.03	0.12
	Diluted EPS	0.11	(0.06)	(0.27)	0.05	0.03	0.12

* Not annualised, except year end Basic and Diluted EPS

MADHUSUDAN
AN
SHAMSUNDA
R LAKHOTIYA

Digitally signed by
MADHUSUDAN
SHAMSUNDA
LAKHOTIYA
Date: 2024.11.08
18:55:24 +05'30'




LAKHOTIA POLYESTERS (INDIA) LIMITED
CIN - L17120MH2005PLC155146

Unaudited Standalone Statement of Cash Flow as on September 30, 2024

INR (In Lakhs)

Sr. No.	Particulars	As at	As at
		30.09.2024	31.03.2024
		(Unaudited)	Audited
1	CASH FLOW FROM OPERATING ACTIVITIES		
	Profit before Income Tax	97.02	39.34
	Adjustments for:		
	Depreciation & Amortization Expenses	2.26	1.26
	Interest Income	(0.60)	-1.31
	Finance Cost	24.79	49.31
	Adjustment of Other Comprehensive Income	(91.13)	6.40
	Operating Profit before Working Capital Changes	32.34	95.00
	Changes in Operating Assets & Liabilities:		
	(Increase) / Decrease in Financial Assets	(1,509.78)	397.92
	(Increase) / Decrease in Non Financial Assets	(93.30)	18.68
	Increase / (Decrease) in Financial Liabilities	1,610.35	-502.24
	Increase / (Decrease) in Non Financial Liabilities	(12.82)	6.70
	(Increase) / Decrease in Inventories	6.53	52.20
	Cash Generated from Operations	33.31	68.26
	Income Taxes Paid	0.87	32.67
	Net Cash Flows from Operating Activities	32.44	35.84
2	CASH FLOW FROM INVESTING ACTIVITIES		
	Purchase of Property, Plant & Equipments	-	-32.49
	Proceeds from Sale of Investments		226.61
	Sale of Property, Plant & Equipments	-	-
	Interest Income	0.60	1.31
	Net Cash Flows from Investing Activities	0.60	195.43
3	CASH FLOW FROM FINANCING ACTIVITIES		
	Proceeds from Long Term Borrowings		8.71
	Proceeds from Short Term Borrowings		-185.70
	Finance Cost	(24.79)	(49.31)
	Net Cash Inflows from Financing Activities	(24.79)	(226.30)
	Net Increase / (Decrease) in Cash & Cash Equivalents	8.25	4.97
	Cash & Cash Equivalents at the Beginning of the Year	14.09	9.11
	Cash & Cash Equivalents at the End of the Year	22.34	14.09

MADHUSUDA N
SHAMSUNDA R LAKHOTIYA
Digitally signed by
MADHUSUDAN
SHAMSUNDA
LAKHOTIYA
Date: 2024.11.08
18:56:05 +05'30'




LAKHOTIA POLYESTERS (INDIA) LIMITED**CIN - L17120MH2005PLC155146**

Additional information pursuant to Regulation 52(4) and 54(3) of the Securities Exchange Board of India (Listing Obligations and disclosure Requirements) Regulations, 2015, as amended as at and for the Half Year ended on September 30, 2024.

Sr. No.	Particulars	30.09.2024	30.06.2024	30.09.2023	31.03.2024
1	Current ratio = Current assests/current liability	1.38	2.75	1.61	1.99
2	Debt equity ratio=Total debt/Total equity	0.83	0.45	0.61	0.68
3	Debt service coverage ratio=Net profit/Total debt	0.01	(0.02)	0.01	0.31
4	Return on equity ratio=Net profit/Total equity	0.57%	-0.74%	0.37%	1%
5	Inventory Turnover ratio=Cost of goods sold/Average inventory	11.89	0.18	2.34	10.70
6	Trade Receivable turnover ratio=Credit sales/Average Receivables	1.23	0.04	0.40	1.77
7	Trade Payables turnover ratio=Credit purchases/Average payables	2.35	0.18	0.96	5.35
8	Net profit ratio =Net profit/Sales	0.00	(0.18)	0.005	0.47%
9	Interest Coverage ratio=EBIT/Interest Expense	2.91	(3.20)	0.98	(0.20)
10	Longterm debt to working capital=Non current borrowings/Current assets -	NA	0.02	NA	NA
11	Total debts to total assets=Total debts /total assets	22.21%	29.08%	24%	35%
12	Operating margin = EBIT-Other income/Total revenue from operations	-0.26%	-122.34%	-0.21%	-1%
13	Net Worth = Equity share capital and other equity	889.02	877.50	874.19	883.99
13	Bad debts to accounts receivable ratio	NA	NA	NA	NA
14	Debenture Redemption Reserve	NA	NA	NA	NA
15	Capital Redemption reserve	NA	NA	NA	NA
16	Outstanding Redeemable preference Shares	NA	NA	NA	NA

MADHUSUDAN
AN
SHAMSUNDAR
AR
LAKHOTIYA

Digitally signed
by
MADHUSUDAN
SHAMSUNDAR
LAKHOTIYA
Date: 2024.11.08
18:56:36 +05'30'



Notes:

1. The above financial results for the quarter ended on September 30, 2024, which are published in accordance with Regulation 33 of the SEBI (Listing Obligations & Disclosure Requirements) Regulations, 2015 have been reviewed by the Audit Committee and approved by the Board of Directors at their meeting held on November 08, 2024. The unaudited standalone financial results are prepared in accordance with the Indian Accounting Standards (Ind AS) as prescribed under section 133 of the Companies Act, 2013.
2. The Statutory Auditors have carried out "Limited Review" of the financial results for the quarter ended on September 30, 2024.
3. The Company is engaged in a single primary business segment of manufacturing and selling of Metallic Yarn & Textile Fabrics, which constitutes a reportable segment in the context of Ind AS 108 on "Operating Segments". The Company has only one operating segment, hence disclosure under Ind AS 108 on "Operating Segments" is not applicable.
4. Figures for the second quarter are the balancing figures between unaudited figures in respect of year-to-date figures and unaudited figures of the first quarter of the respective financial year.
5. Previous period figures have been regrouped, re-arranged and re-classified wherever necessary to conform to current period's classification.

**By Order of the Board
For Lakhota Polysters (India) Limited**

MADHUSUDAN
SHAMSUNDAR
LAKHOTIYA

Digitally signed by
MADHUSUDAN
SHAMSUNDAR
LAKHOTIYA
Date: 2024.11.08
18:57:46 +05'30'

**M. S. Lakhotia
Managing Director
DIN – 104576**

**Place: Nashik
Date: November 08, 2024**

