



## PPAP Automotive Limited

B-206A ■ Sector-81 ■ Phase-II ■ Noida 201305 ■ Uttar Pradesh ■ India  
☎ +91-120-4093901 ✉ info@ppapco.com 🌐 www.ppapco.in

10<sup>th</sup> May, 2021

The Listing Department  
BSE Limited  
Phiroze Jeejeebhoy Towers,  
Dalal Street,  
Mumbai - 400001  
Symbol: 532934

The Listing Department  
The National Stock Exchange of India Limited  
Exchange Plaza,  
Bandra Kurla Complex,  
Bandra (E), Mumbai - 400051  
Symbol: PPAP

**Subject: Media release on the Financial Results for the quarter and year ended 31<sup>st</sup> March, 2021.**

Dear Sir(s),

Please find attached herewith the media release on the Financial Results (standalone and Consolidated) of PPAP Automotive Limited for the quarter and year ended 31<sup>st</sup> March, 2021.

This is for your information and record.

Thanking you,

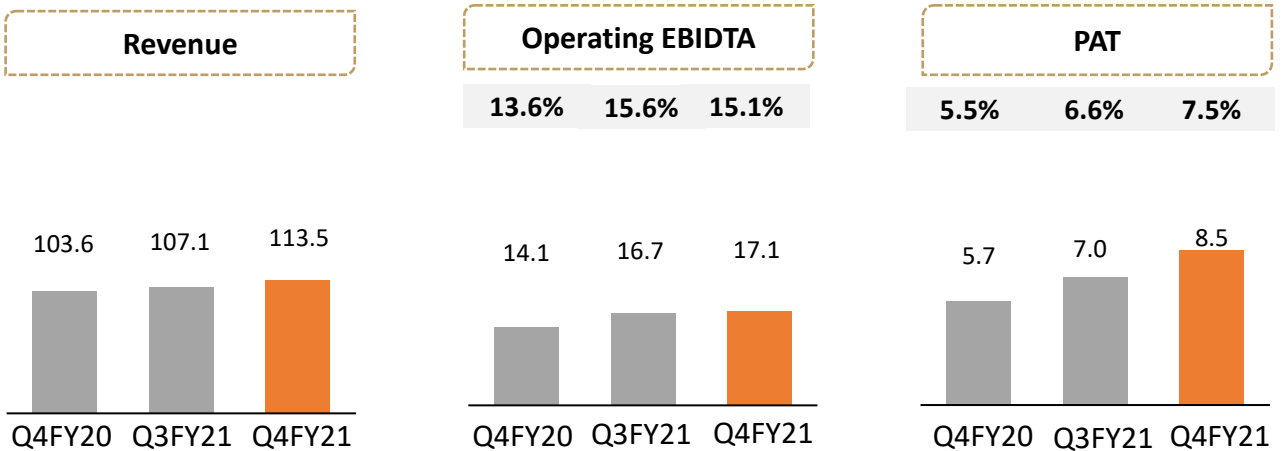
Yours faithfully,  
For **PPAP Automotive Limited**

**Sonia Bhandari**  
**Company Secretary**

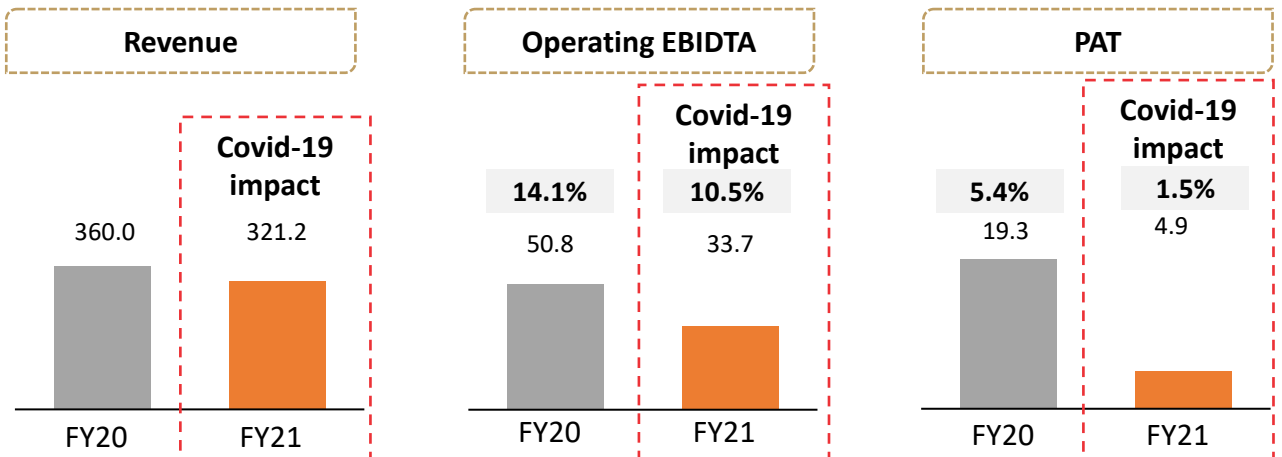
## Investor Release: 10<sup>th</sup> May 2021, New Delhi

PPAP Automotive Ltd. has declared its audited Financial Results for the Quarter & financial year ended 31<sup>st</sup> March 2021

### Standalone Financial Highlights (Rs. In Crores) (Q4FY21 vs Q4FY20)



### Standalone Financial Highlights (Rs. In Crores) (FY21 vs FY20)




### Standalone Quarterly Financial Highlights

- **The company reported Revenue** of Rs. 113.5 Crs as against Rs. 103.6 Crs in Q4FY20
- **Operating EBIDTA** of Rs. 17.1 Crs as against Rs. 14.1 Crs in Q4FY20, a growth of 21.9%
- **Operating EBIDTA margins** at 15.1% as compared to 13.6% in Q4FY20, an increase of 150 bps YoY
- **PAT** of Rs. 8.5 Crs as compared to Rs. 5.7 Crs in Q4FY20, a growth of 49.2%
- **PAT margins** at 7.5% as compared to 5.5% in Q4FY20, a rise of 200 bps YoY

## Additional Highlights:

### Revenue Breakup (Rs. In Crores)



- **In FY21, the Parts contributed 93.3% of the total revenues while Tools & Others contributed 6.7% of the revenues**
- **For the quarter, the Parts contributed 93.7% of the total revenues while Tools & Others contributed 6.3% of the revenues**
- The board has recommended a dividend of Re. 1 per share of Rs. 10 each for FY21

**Commenting on the results and performance for Q4 & FY21, Mr. Ajay Kumar Jain, Chairman & MD of PPAP Automotive Ltd said:**

*“PPAP Automotive has delivered a steady performance amidst all the challenges due to Covid-19 pandemic.*

*We are delighted to witness the rise in the revenue by 9.6% YoY in Q4FY21 whereas EBITDA grew by 21.9% and PAT at 49.2% over last year. EBITDA margins stood at 15.1% in Q4FY21 indicating a rise of 150 bps over last year.*

*The Indian automobile industry witnessed a robust growth in Q4FY21 with the rise in the passenger vehicle sales by 42% on a YoY basis. Utility vehicles also grew by 12% over last year.*

*Going forward, we will endorse a three pronged strategy to deliver sustainable growth. The strategy will focus on expanding our customer base, increasing our market share and adding new products.”*



## About PPAP Automotive Limited

PPAP Automotive Limited (“Company”) is a leading manufacturer of Automotive Sealing Systems, Interior and Exterior Automotive parts in India. The Company’s state of the art manufacturing facilities are located in all the major Automotive Passenger Vehicle manufacturing hubs in North, West and South India. The registered office of the Company is located at New Delhi. The Company aims to become a Global company with an inspiring work culture for servicing customers and the society by exceeding the expectations of all its stakeholders.

Established in 1978 for the manufacture of custom made extrusion products, the Company commenced the automotive parts business in 1985 with the start of production of Maruti (Maruti Suzuki) cars in the Indian market. Over the years, PPAP has been continuously adding more and more products for its ever expanding customer base. Today, the Company manufactures over 500 different products for its customers and continuously targets to achieve zero ppm in Quality and Delivery performance for all its customers. The Company’s customers include prestigious manufacturers like Maruti Suzuki, Honda Cars India, Suzuki Motors Gujarat, Toyota Kirloskar Motor, Renault Nissan India, Tata Motors, Ford India, Mahindra and Mahindra, MG Motors, Hyundai, SML Isuzu, Suzuki Motorcycles along with many Tier-1 makers of these customers. The Company is capable of designing the products along with the tools, dies and machine required to manufacture them. Its in house validation and tooling facility gives it an edge to become a one stop solution to meet all customer’s expectations.

## Safe Harbor Statement

Statements in this document relating to future status, events, or circumstances, including but not limited to statements about plans and objectives, the progress and results of research and development, potential project characteristics, project potential and target dates for project related issues are forward-looking statements based on estimates and the anticipated effects of future events on current and developing circumstances. Such statements are subject to numerous risks and uncertainties and are not necessarily predictive of future results. Actual results may differ materially from those anticipated in the forward-looking statements. The company assumes no obligation to update forward-looking statements to reflect actual results changed assumptions or other factors.

For further information, please contact

### Company :



CIN: L74899DL1995PLC073281

Mrs. Sonia Bhandari

[investorservice@ppapco.com](mailto:investorservice@ppapco.com)

[www.ppapco.in](http://www.ppapco.in)

### Investor Relations Advisors :

**SGA** Strategic Growth Advisors

CIN: U74140MH2010PTC204285

Mr. Rahul Agarwal / Mr. Aakash Mehta

[rahul.agarwal@sgapl.net](mailto:rahul.agarwal@sgapl.net) / [aakash.s.m@sgapl.net](mailto:aakash.s.m@sgapl.net)

+91 98214 38864 / +91 98706 79263

[www.sgapl.net](http://www.sgapl.net)