

June 1, 2020

The Manager Listing Department, BSE Limited, Phiroze Jeejeebhoy Towers, Dalal Street, Mumbai- 400 001	The Manager Listing Department, National Stock Exchange of India Limited, Exchange Plaza, 5th Floor, Plot No. C/1, G Block, Bandra-Kurla Complex, Bandra-East, Mumbai- 400 051
Ref:- Scrip Code: 532953	Ref:- Symbol: VGUARD

Dear Madam / Sir,

Sub: Outcome of Meeting of the Board held on June 1, 2020 and disclosures under SEBI (Listing Obligations and Disclosure Requirements) Regulations, 2015

This is to inform you that, the Board of Directors of V-Guard Industries Limited at their meeting held today, i.e. June 1, 2020, inter alia, transacted the following business:

S. No.	Particulars	Details
1	Financial Results and intimation of COVID 19 impact	<p>The Board of Directors have adopted the Audited Standalone Financial Results of the Company for the quarter and year ended March 31, 2020 and Audited Consolidated Financial Results for the quarter and year ended March 31, 2020.</p> <p>The audited financial results and Auditors' Report thereon as submitted by the Auditors of the Company are enclosed herewith.</p> <p>Further, in terms of Regulation 33(3)(d) of SEBI (Listing Obligations and Disclosure Requirements) Regulations, 2015, the Auditors have given an unmodified opinion on the audited standalone and consolidated financial results for the year ended March 31, 2020 and a declaration to that effect by the Management is attached herewith.</p> <p>A copy of the Key Financial Highlights issued by the Company w.r.t. the results is enclosed herewith.</p> <p>A brief note detailing impact of COVID 19 on operations of the Company pursuant to SEBI Circular no. SEB/HO/CFD/ CMD1/ CIR /P/2020/84 dated May 20, 2020, is attached herewith.</p>
2	Dividend	<p>The Board has not recommended any final dividend, considering the interim dividend declared and paid during the financial year 2019-20.</p>

3	Annual General Meeting	Date of Annual General Meeting will be intimated in due course.
4	Recommendation for appointment of Director	<p><u>Mr. B Jayaraj (DIN No. 00027479)</u></p> <p>Pursuant to the recommendation of the Nomination and Remuneration Committee, the Board has recommended the appointment of Mr. B Jayaraj Additional Director, who holds the office of Director up to the conclusion of the ensuing AGM, for appointment as Non-Executive Non-Independent Director liable to retire by rotation, subject to the approval of the shareholders.</p> <p>Mr. Jayaraj has declared to the Company that he is not debarred from holding the office of Director in the Company, pursuant to any order received from Securities Exchange Board of India or any other authority.</p> <p>Brief profile of Mr. Jayaraj is attached herewith</p>

The aforesaid meeting commenced at 2.00 p.m. and concluded at 4:00 p.m.

Kindly take the information on record.

Thanking you

For V-Guard Industries Limited



Jayasree K
Company Secretary



Encl: as above

ANNEXURE 1

S. No.	Disclosure Requirement	Details
1	Reason for Change	Recommended the appointment of Mr. B Jayaraj (DIN No. 00027479) as Non-Executive Non-Independent Director, in the ensuing AGM.
2	Date and term of Appointment	From the Date of conclusion of Annual General Meeting of Members to be held for FY 2019-20, if appointed. Office of director shall be liable to retire by rotation.
3	Brief Profile	<p><u>Brief profile of Mr. B Jayaraj</u></p> <p>Mr. B Jayaraj (DIN No. 00027479) has been associated with V-Guard group for more than three decades and serving as Executive Director of Veegaland Developers Pvt. Ltd., since 2010.</p> <p>He has handled diverse roles in various companies in the group, starting as an Accounts Manager way back in 1986, after completing Bachelor of Commerce and CA - Intermediate. He had been the Director of Wonderla Holidays Ltd., which runs the famous amusement park “Wonderla”. Post his successful stint with Wonderla Holidays Ltd., he has been appointed as Executive Director of Veegaland Developers Pvt. Ltd., realty concern of promoters of V-Guard Group.</p> <p>Apart from his business acumen, Mr. Jayaraj is also actively involved in the Group’s Charitable activities and served as Trustee of “Thomas Chittilappilly Trust” and later donned the role of General Manager of the “K Chittilappilly Foundation” a Non-Profit Organization.</p>
4	Disclosure of relationship between Directors	There is no inter-se relationship between Mr. Jayaraj and other members of the Board.



V-GUARD INDUSTRIES LTD

STATEMENT OF AUDITED STANDALONE FINANCIAL RESULTS FOR THE QUARTER AND YEAR ENDED 31.03.2020

(₹ in lakhs)

Sl. No	Particulars	For the three months ended			For the year ended	
		31.03.2020	31.12.2019	31.03.2019	31.03.2020	31.03.2019
		(Refer note 9 below)	(Unaudited)	(Refer note 9 below)	(Audited)	(Audited)
1	Income					
	Revenue from operations	53,662.58	62,664.12	73,969.06	248,196.29	256,643.57
	Other income	184.75	206.37	404.34	1,000.72	1,054.92
	Finance income	334.08	338.09	271.51	1,398.00	770.56
	Total income	54,181.41	63,208.58	74,644.91	250,595.01	258,469.05
2	Expenses					
	Cost of raw materials consumed	20,708.37	17,955.06	21,108.61	74,881.44	78,083.12
	Purchase of stock-in-trade	29,824.47	22,277.61	33,484.88	102,229.60	106,324.88
	(Increase)/ decrease in inventories of finished goods, work- in-progress and traded goods	(14,757.60)	1,625.43	(2,512.73)	(11,291.36)	(4,490.00)
	Employee benefits expense (refer note 3 below)	4,315.38	5,841.46	5,253.54	20,682.50	20,202.81
	Depreciation and amortization expenses	708.71	732.93	554.69	2,808.56	2,181.82
	Finance costs	85.89	98.75	22.24	373.28	126.93
	Other expenses	9,056.02	9,022.54	8,820.22	36,367.09	34,580.40
	Total expenses	49,941.24	57,553.78	66,731.45	226,051.11	237,009.96
3	Profit before tax (1-2)	4,240.17	5,654.80	7,913.46	24,543.90	21,459.09
4	Tax expenses:					
	Current tax	1,054.74	1,360.31	1,893.97	6,474.86	4,977.79
	Deferred tax expense/(credit)	(65.73)	6.19	95.14	(447.30)	(71.32)
		989.01	1,366.50	1,989.11	6,027.56	4,906.47
5	Profit for the period/year (3-4)	3,251.16	4,288.30	5,924.35	18,516.34	16,552.62
6	Other Comprehensive Income/(Loss)					
	Other comprehensive loss not to be reclassified to profit or loss in subsequent periods, net of tax	(225.98)	-	(69.65)	(225.98)	(69.65)
	Other Comprehensive Loss for the period net of tax	(225.98)	-	(69.65)	(225.98)	(69.65)
7	Total Comprehensive Income for the period (Comprising Profit/(Loss) after tax and Other Comprehensive Income/(Loss) for the period (5+6))	3,025.18	4,288.30	5,854.70	18,290.36	16,482.97
8	Paid up equity share capital (Face value of ₹ 1/- each)	4,282.88	4,276.79	4,269.34	4,282.88	4,269.34
9	Earnings per equity share (EPS) (nominal value of ₹ 1/-each) (not annualised)					
	(a) Basic	0.76	1.00	1.39	4.33	3.88
	(b) Diluted	0.75	0.99	1.37	4.28	3.82

SEGMENT WISE REVENUE, RESULTS, ASSETS AND LIABILITIES

(₹ in lakhs)

Sl. No	Particulars	For the three months ended			For the year ended	
		31.03.2020	31.12.2019	31.03.2019	31.03.2020	31.03.2019
		(Refer note 9 below)	(Unaudited)	(Refer note 9 below)	(Audited)	(Audited)
1	Segment Revenue					
	(a) Electronics	15,031.94	15,378.55	20,548.07	75,451.51	75,988.55
	(b) Electricals	24,215.83	27,090.07	35,521.89	105,297.86	112,862.17
	(c) Consumer Durables	14,414.81	20,195.50	17,899.10	67,446.92	67,792.85
	Total	53,662.58	62,664.12	73,969.06	248,196.29	256,643.57
	Less: Inter Segment Revenue	-	-	-	-	-
	Revenue from operations	53,662.58	62,664.12	73,969.06	248,196.29	256,643.57
2	Segment Results					
	(a) Electronics	2,125.36	2,442.98	3,033.52	12,367.82	9,519.24
	(b) Electricals	1,921.17	2,083.85	3,487.24	8,131.81	8,404.66
	(c) Consumer Durables	354.14	1,131.98	1,184.25	3,993.52	3,192.92
	Total	4,400.67	5,658.81	7,705.01	24,493.15	21,116.82
	(Add)/Less: (i) Interest	85.89	98.75	22.24	373.28	126.93
	(ii) Other un-allocable expense net of un-allocable income	74.61	(94.74)	(230.69)	(424.03)	(469.20)
	Profit Before Tax	4,240.17	5,654.80	7,913.46	24,543.90	21,459.09
3	Segment Assets					
	(a) Electronics	31,535.67	23,449.04	31,334.29	31,535.67	31,334.29
	(b) Electricals	41,031.15	36,947.96	42,186.65	41,031.15	42,186.65
	(c) Consumer Durables	39,224.08	37,252.08	30,939.48	39,224.08	30,939.48
	(d) Unallocated	32,238.77	48,997.98	31,161.31	32,238.77	31,161.31
	Total segment assets	144,029.67	146,647.06	135,621.73	144,029.67	135,621.73
4	Segment Liabilities					
	(a) Electronics	8,940.30	7,590.86	7,575.56	8,940.30	7,575.56
	(b) Electricals	12,998.63	13,496.48	16,395.19	12,998.63	16,395.19
	(c) Consumer Durables	13,693.74	14,869.23	13,292.99	13,693.74	13,292.99
	(d) Unallocated	9,019.50	9,817.65	8,391.86	9,019.50	8,391.86
	Total segment liabilities	44,652.17	45,774.22	45,655.60	44,652.17	45,655.60

V-GUARD INDUSTRIES LTD.

Regd. office 42/962,

Vennala High School Road,

Vennala, Kochi - 682 028.


CIN: L31200KL1996PLC010010



Phone: 91 484 433 5000, 200 5000

Email: info@vguard.in

Website: www.vguard.in



M. H.

STANDALONE BALANCE SHEET AS AT 31.03.2020

(₹ in lakhs)


Particulars		As at 31.03.2020 (Audited)	As at 31.03.2019 (Audited)
A. Assets			
1. Non-current assets			
Property, plant and equipment	26,290.02	21,004.11	
Capital work-in-progress	6,686.51	770.71	
Investment property	27.90	27.90	
Other intangible assets	458.27	347.30	
Financial assets			
(a) Investment in subsidiary	884.95	884.95	
(b) Loans	373.89	605.58	
(c) Other financial assets	1,146.34	981.87	
Income tax assets (net)	1,702.92	743.61	
Deferred tax assets (net)	223.63	-	
Other non current assets	851.31	2,377.83	
	38,645.74	27,743.86	
2. Current assets			
Inventories	47,640.18	37,088.30	
Financial assets			
(a) Investments	3,600.14	8,312.78	
(b) Trade receivables	32,177.23	45,431.82	
(c) Cash and cash equivalents	2,341.08	8,427.28	
(d) Other bank balances	8,812.14	38.15	
(e) Loans	487.96	333.01	
(f) Other financial assets	156.93	155.67	
Other current assets	10,168.27	8,090.86	
	105,383.93	107,877.87	
Total Assets	144,029.67	135,621.73	
B. Equity and Liabilities			
1. Equity			
Equity Share capital	4,282.88	4,269.34	
Other Equity	95,094.62	85,696.79	
Total Equity	99,377.50	89,966.13	
2. Non-current liabilities			
Financial liabilities	3,718.50	363.85	
Provisions	931.68	1,120.51	
Deferred tax liabilities (net)	-	223.67	
	4,650.18	1,708.03	
3. Current liabilities			
Financial liabilities			
(a) Borrowings	1,000.00	1,002.23	
(b) Trade payables			
(i) Total outstanding dues of micro enterprises and small enterprises	2,769.03	3,533.60	
(ii) Total outstanding dues of creditors other than micro enterprises and small enterprises	27,298.52	31,773.46	
(c) Other financial liabilities	3,108.49	2,607.73	
Other current liabilities	2,152.79	1,644.58	
Provisions	3,673.16	3,121.63	
Current tax liabilities (net)	-	264.34	
	40,001.99	43,947.57	
Total Equity and Liabilities	144,029.67	135,621.73	



STANDALONE CASH FLOW STATEMENT FOR THE YEAR ENDED MARCH 31, 2020

(₹ in lakhs)

Particulars	Year ended March 31, 2020		Year ended March 31, 2019	
A. Cash flow from operating activities				
Profit before income tax		24,543.90		21,459.09
Adjustments to reconcile profit before tax to net cash flows				
Depreciation and amortisation expense	2,808.56		2,181.82	
(Profit) / Loss on disposal of property, plant and equipment (net)	74.72		26.79	
Interest expenses	282.85		41.49	
Interest income	(830.52)		(255.49)	
Carrying value adjustment of put option liability	32.75		30.04	
Dividend income on current investments	(588.02)		(622.05)	
Liabilities / provisions no longer required written back	(31.53)		(179.32)	
Impairment allowance for receivables, loans and advances considered doubtful	649.87		260.80	
Share based payments expense / (reversals)	(339.31)		1,454.51	
		2,059.37		2,938.59
Operating profit before working capital changes		26,603.27		24,397.68
Movement in working capital				
(Increase)/Decrease in inventories	(10,551.88)		(6,037.19)	
(Increase)/Decrease in trade receivables	12,634.71		(1,244.03)	
(Increase)/Decrease in other financial and non financial assets	(2,195.66)		(1,484.53)	
Increase/(Decrease) in trade payables	(5,295.44)		2,627.56	
Increase/(Decrease) in provisions	56.57		633.86	
Increase/(Decrease) in other financial and non financial liabilities	305.55		1,655.17	
		(5,046.15)		(3,849.16)
Cash generated from operations		21,557.12		20,548.52
Income tax paid (net of refunds)		(7,618.36)		(5,206.54)
Net cash flow from Operating Activities (A)		13,938.76		15,341.98
B. Cash flow from investing activities				
Purchase of property, plant and equipment including capital work in progress and capital advances	(8,431.40)		(5,295.60)	
Proceeds from sale of property, plant and equipment	36.81		161.95	
(Purchase)/ sale of current investments (net)	4,712.64		(796.74)	
Investment in fixed deposits with maturity more than 3 months (net)	(8,764.00)		-	
Refund of inter corporate loan	82.10		125.00	
Interest income	731.04		204.72	
Dividend income on current investments	588.02		622.05	
Net cash flow used in investing activities (B)		(11,044.79)		(4,978.62)
C. Cash flow from financing activities				
Proceeds from exercise of share options (including share application money)	224.47		460.66	
Payment of lease liabilities	(429.61)		-	
Proceeds/ (repayment) of short term borrowings (net)	(2.23)		1,002.23	
Repayment of long term borrowings	-		(240.00)	
Interest paid	(18.64)		(41.49)	
Dividends paid on equity shares (including dividend distribution tax)	(8,754.16)		(3,588.32)	
Net cash flow used in financing activities (C)		(8,980.17)		(2,406.92)
Net increase in cash and cash equivalents (A+B+C)		(6,086.20)		7,956.44
Cash and cash equivalents at the beginning of the year		8,427.28		470.84
Cash and cash equivalents at the end of the year		2,341.08		8,427.28
Components of cash and cash equivalents				
(a) Cash on hand		16.64		2.81
(b) Balances with bank:				
In current accounts		228.44		624.47
In fixed deposits		2,096.00		7,800.00
		2,341.08		8,427.28




STATEMENT OF AUDITED CONSOLIDATED FINANCIAL RESULTS FOR THE QUARTER AND YEAR ENDED 31.03.2020

Sl. No	Particulars	For the three months ended			For the year ended	
		31.03.2020	31.12.2019	31.03.2019	31.03.2020	31.03.2019
		(Refer note 9 below)	(Unaudited)	(Refer note 9 below)	(Audited)	(Audited)
1	Income					
	Revenue from operations	54,113.74	63,188.79	74,578.03	250,294.25	259,400.87
	Other income	168.89	245.98	544.91	1,115.04	1,234.38
	Finance income	334.08	338.09	271.60	1,398.14	770.82
	Total income	54,616.71	63,772.86	75,394.54	252,807.43	261,406.07
2	Expenses					
	Cost of raw materials consumed	21,362.52	18,695.93	22,066.40	78,188.38	82,048.39
	Purchases of Stock-in-Trade	29,199.93	21,434.98	32,555.54	99,051.52	103,059.67
	(Increase)/ decrease in inventories of finished goods, work-in-progress and traded goods	(14,721.53)	1,770.12	(2,515.63)	(11,064.15)	(4,458.08)
	Employee benefits expense (refer note 3 below)	4,248.19	5,930.53	5,341.73	20,882.60	20,539.88
	Depreciation and amortization expenses	742.39	765.33	586.03	2,938.14	2,300.89
	Finance costs	94.73	108.61	33.33	416.12	176.04
	Other expenses	9,463.83	9,221.65	9,090.07	37,436.63	35,780.08
	Total expenses	50,390.06	57,927.15	67,157.47	227,849.24	239,446.87
3	Profit before tax (1-2)	4,226.65	5,845.71	8,237.07	24,958.19	21,959.20
4	Tax expenses:					
	Current tax	1,064.74	1,422.31	1,968.47	6,639.86	5,137.29
	Deferred tax expense/(credit)	(61.36)	(0.67)	129.92	(507.03)	17.33
		1,003.38	1,421.64	2,098.39	6,132.83	5,154.62
5	Profit for the period (3-4)	3,223.27	4,424.07	6,138.68	18,825.36	16,804.58
6	Other Comprehensive Income/(Loss)					
	Other comprehensive loss not to be reclassified to profit or loss in subsequent periods, net of tax	(228.55)	-	(68.34)	(228.55)	(68.34)
	Other Comprehensive Loss for the period net of tax	(228.55)	-	(68.34)	(228.55)	(68.34)
7	Profit/(loss) after tax and Other Comprehensive Income for the period (5+6)	2,994.72	4,424.07	6,070.34	18,596.81	16,736.24
8	Profit for the year attributable to:					
	Equity holders of the parent company	3,218.00	4,383.64	6,084.86	18,711.21	16,723.68
	Non Controlling interests	5.27	40.43	53.82	114.15	80.90
9	Total Comprehensive Income for the year attributable to:					
	Equity holders of the parent company	2,990.12	4,383.64	6,016.44	18,483.33	16,655.00
	Non Controlling interests	4.60	40.43	53.90	113.48	81.24
10	Paid up equity share capital (Face value of ₹ 1/- each)	4,282.88	4,276.79	4,269.34	4,282.88	4,269.34
11	Earnings per equity share (EPS) (nominal value of ₹ 1/-each)					
	(a) Basic	0.75	1.03	1.43	4.38	3.92
	(b) Diluted	0.74	1.01	1.40	4.32	3.86

SEGMENT WISE REVENUE, RESULTS, ASSETS AND LIABILITIES

Sl. No	Particulars	For the three months ended			For the year ended	
		31.03.2020	31.12.2019	31.03.2019	31.03.2020	31.03.2019
		(Refer note 9 below)	(Unaudited)	(Refer note 9 below)	(Audited)	(Audited)
1	Segment Revenue					
	(a) Electronics	15,031.95	15,378.54	20,548.07	75,451.51	75,988.55
	(b) Electricals	24,666.97	27,614.75	36,130.86	107,395.81	115,619.47
	(c) Consumer Durables	14,414.82	20,195.50	17,899.10	67,446.93	67,792.85
	Total	54,113.74	63,188.79	74,578.03	250,294.25	259,400.87
	Less : Inter Segment Revenue	-	-	-	-	-
	Revenue from operations	54,113.74	63,188.79	74,578.03	250,294.25	259,400.87
2	Segment Results					
	(a) Electronics	2,125.36	2,442.98	3,033.52	12,367.82	9,519.24
	(b) Electricals	1,916.49	2,284.62	3,821.95	8,588.94	8,953.89
	(c) Consumer Durables	354.14	1,131.98	1,184.25	3,993.52	3,192.92
	Total	4,395.99	5,859.58	8,039.72	24,950.28	21,666.05
	(Add)/Less: (i) Interest	94.73	108.61	33.33	416.12	176.04
	(ii) Other un-allocable expense net of un-allocable income	74.61	(94.74)	(230.68)	(424.03)	(469.19)
	Profit Before Tax	4,226.65	5,845.71	8,237.07	24,958.19	21,959.20
3	Segment Assets					
	(a) Electronics	31,535.67	23,449.04	31,334.29	31,535.67	31,334.29
	(b) Electricals	43,376.24	39,294.96	44,617.56	43,376.24	44,617.56
	(c) Consumer Durables	39,224.08	37,252.08	30,939.48	39,224.08	30,939.48
	(d) Unallocated	31,353.82	48,113.03	30,276.37	31,353.82	30,276.37
	Total segment assets	145,489.81	148,109.11	137,167.70	145,489.81	137,167.70
4	Segment Liabilities					
	(a) Electronics	8,940.30	7,590.86	7,575.56	8,940.30	7,575.56
	(b) Electricals	13,927.63	14,396.89	17,716.42	13,927.63	17,716.42
	(c) Consumer Durables	13,693.74	14,869.23	13,292.99	13,693.74	13,292.99
	(d) Unallocated	9,019.50	9,817.65	8,391.87	9,019.50	8,391.87
	Total segment liabilities	45,581.17	46,674.63	46,976.84	45,581.17	46,976.84




CONSOLIDATED BALANCE SHEET AS AT 31.03.2020
(₹ in lakhs)

Particulars		As at 31.03.2020 (Audited)	As at 31.03.2019 (Audited)
A.	Assets		
1.	Non-current assets		
	Property, plant and equipment	27,455.41	22,140.02
	Capital work-in-progress	6,686.51	784.78
	Investment property	27.90	27.90
	Goodwill	366.40	366.40
	Other intangible assets	595.69	530.35
	Financial assets		
	(a) Loans	373.89	605.58
	(b) Other financial assets	1,090.44	925.78
	Income tax assets (net)	1,702.92	743.61
	Deferred tax asset (net)	248.22	-
	Other non current assets	897.22	2,429.99
		39,444.60	28,554.41
2.	Current assets		
	Inventories	47,895.35	37,639.44
	Financial assets		
	(a) Investments	3,600.14	8,312.78
	(b) Trade receivables	32,430.14	45,909.32
	(c) Cash and cash equivalents	2,343.21	8,531.46
	(d) Other bank balances	8,812.14	38.15
	(e) Loans	488.80	333.06
	(f) Other financial assets	248.86	177.22
	Other current assets	10,226.57	7,671.86
		106,045.21	108,613.29
	Total Assets	145,489.81	137,167.70
B.	Equity and Liabilities		
1.	Equity		
	Equity Share capital	4,282.88	4,269.34
	Other Equity	95,262.33	85,671.56
	Equity attributable to equity holders of the parent	99,545.21	89,940.90
	Non Controlling interests	363.43	249.96
		99,908.64	90,190.86
2.	Liabilities		
	Non-current liabilities		
	Financial liabilities	3,718.90	363.85
	Provisions	972.21	1,154.24
	Deferred tax liabilities (net)	-	258.81
		4,691.11	1,776.90
3.	Current liabilities		
	Financial liabilities		
	(a) Borrowings	1,277.25	1,411.69
	(b) Trade payables		
	(i) Total outstanding dues of micro enterprises and small enterprises	2,678.85	3,533.60
	(ii) Total outstanding dues of creditors other than micro enterprises and small enterprises	27,835.25	32,388.39
	(c) Other financial liabilities	3,128.16	2,622.17
	Other current liabilities	2,159.93	1,649.34
	Provisions	3,750.59	3,170.44
	Current tax liabilities (net)	60.03	424.31
		40,890.06	45,199.94
	Total Equity and Liabilities	145,489.81	137,167.70




M. H.



CONSOLIDATED CASH FLOW STATEMENT FOR YEAR ENDED 31.03.2020

(Rs. in lakhs)

Particulars	Year ended March 31, 2020		Year ended March 31, 2019	
A. Cash flow from operating activities				
Profit before tax		24,958.19		21,959.20
Adjustments to reconcile profit before tax to net cash flows				
Depreciation and amortisation expense	2,938.14		2,300.89	
(Profit) / Loss on disposal of property, plant and equipment (net)	74.72		26.79	
Interest expenses	316.60		82.24	
Interest income	(830.66)		(255.75)	
Carrying value adjustment of put option liability	32.75		30.04	
Dividend income on current investments	(588.02)		(622.05)	
Liabilities / provisions no longer required written back	(62.78)		(351.85)	
Impairment allowance for receivables, loans and advances considered doubtful	667.41		399.70	
Share based payments expense /(reversals)	(339.31)		1,454.51	
		2,208.85		3,064.52
Operating profit before working capital changes		27,167.04		25,023.72
Movement in working capital				
(Increase)/Decrease in inventories	(10,255.91)		(5,990.26)	
(Increase)/Decrease in trade receivables	12,841.77		(1,381.18)	
(Increase)/Decrease in other financial and non financial assets	(2,701.00)		(1,417.34)	
Increase/(Decrease) in trade payables	(5,432.57)		2,669.00	
Increase/(Decrease) in provisions	89.42		341.59	
Increase/(Decrease) in other financial and non financial liabilities	313.11		1,614.01	
		(5,145.18)		(4,164.18)
Cash generated from operations		22,021.86		20,859.54
Income tax paid (net of refunds)		(7,883.30)		(5,238.96)
Net cash flow from operating activities (A)		14,138.56		15,620.58
B. Cash flow from investing activities				
Purchase of property, plant and equipment including capital work in progress and capital advances	(8,497.05)		(5,452.16)	
Proceeds from sale of property, plant and equipment	36.81		162.19	
(Purchase)/ sale of current investments (net)	4,712.64		(796.74)	
Investment in fixed deposits with maturity more than 3 months (net)	(8,764.00)		-	
Refund of inter corporate loan	82.10		125.00	
Interest income	660.80		262.43	
Dividend income on current investments	588.02		622.05	
Net cash flow used in investing activities (B)		(11,180.68)		(5,077.23)
C. Cash flow from financing activities				
Proceeds from exercise of share options (including share application money)	224.47		460.66	
Proceeds/ (repayment) of short term borrowings (net)	(134.44)		942.82	
Repayment of long term borrowings	-		(250.03)	
Payment of lease liabilities	(429.65)		-	
Interest paid	(52.35)		(82.38)	
Dividends paid on equity shares (including dividend distribution tax)	(8,754.16)		(3,588.32)	
Net cash flow used in financing activities (C)		(9,146.13)		(2,517.25)
Net increase in cash and cash equivalents (A+B+C)		(6,188.25)		8,026.10
Cash and cash equivalents at the beginning of the year		8,531.46		505.36
Cash and cash equivalents at the end of the year		2,343.21		8,531.46
Components of cash and cash equivalents				
(a) Cash on hand		17.27		4.04
(b) Balances with bank:				
In current accounts		229.94		727.42
In fixed deposits		2,096.00		7,800.00
		2,343.21		8,531.46



Other notes:

1. The above standalone and consolidated financial results have been prepared in accordance with Indian Accounting Standards (Ind AS) as prescribed under section 133 of Companies Act, 2013 read with relevant rules issued thereunder.
2. The above standalone and consolidated financial results for the quarter and year ended March 31, 2020 were reviewed by the Audit Committee at the meeting held on June 01, 2020 and approved by the Board of Directors and taken on record at the meeting held on June 01, 2020.
3. The Company had granted stock options under the Employees Stock Option Scheme, 2013 (ESOS 2013) to eligible employees of the Company. According to the scheme, the eligible employees were to be granted stock options subject to satisfaction of prescribed vesting conditions. The Company has been accruing the cost of these options over the vesting period. During the quarter ended September 30, 2019, management evaluated that the vesting condition for few of its options linked to the achievement of a certain threshold of profit before tax for the year ended March 31, 2020 will not be satisfied. Accordingly, the Company reversed the cost accrued over the years/periods for such options amounting to ₹ 1,012.89 lakhs to the statement of profit and loss during the quarter ended September 30, 2019 with a consequent impact on the profits for the year ended March 31, 2020.
4. During the quarter and year ended March 31, 2020, the Company allotted 608,659 equity shares and 1,353,441 equity shares respectively pursuant to exercise of stock options by eligible employees under the Employees Stock Option Scheme, 2013.
5. Effective April 01, 2019, the Company has adopted Ind AS 116 "Leases" and applied the standard to lease arrangements existing on the date of initial application using the modified retrospective approach and hence the comparatives for the year ended March 31, 2019 have not been retrospectively adjusted.
6. Based on the "management approach" as defined in Ind-AS 108 - Operating Segments, the Chief Operating Decision Maker evaluates the Company's performance and allocates resources based on an analysis of various performance indicators by business segments and segment information is presented accordingly. Accordingly, the management has identified three business segments namely, Electronics, Electricals and Consumer Durables. Electronics includes Stabilizers, Digital UPS, UPS and Solar Inverters; Electricals includes PVC Insulated Cables, Switch Gears, Single Phase Pumps, Three Phase Pumps and Modular Switches; Consumer Durables includes Electric Water Heaters, Solar Water Heaters, Fans, Induction Cooktops, Mixer Grinders, Glasstop Gas Stoves, Rice Cookers, Air Coolers and Breakfast Appliances.
7. On February 14, 2020, the Board of Directors declared an interim dividend of ₹ 0.90 per share (90%) for the year ended March 31, 2020, which has been paid by March 31, 2020.
8. In March 2020, the World Health Organisation declared COVID-19 to be a pandemic. Consequent to this, Government of India declared a national lock down on March 24, 2020, which has impacted the business activities of the Company. The spread of COVID-19 has severely impacted businesses operations around the globe including India. As a result of the lockdown and consequent supply chain disruption, the sales volumes of the Company for the month of March 2020 have been impacted. The Company has made a detailed assessment of its liquidity position as at the date of approval of these financial statements for the next one year and of the recoverability and carrying values of its assets including Property, Plant and Equipment (including assets under construction), Intangible assets, Trade receivables, Inventory and Investments as at the balance sheet date and has concluded that there are no material adjustments required in the standalone and consolidated financial results. Management believes that it has taken into account all the possible impact of known events and economic forecasts based on internal and external sources of information arising from COVID-19 pandemic while making such assessment in the preparation of the standalone and consolidated financial results. However, the impact assessment of COVID-19 is a continuing process given the uncertainties associated with its nature and duration. The Company is monitoring the situation closely and is resuming operations in a phased manner taking into account directives from the Government and will continue to closely monitor any material changes to future economic conditions and take actions as are appropriate based on future economic conditions.
9. The figures for the quarter ended March 31, 2020 and March 31, 2019 are the balancing figures between audited figures in respect of the full financial year up to March 31, 2020 and March 31, 2019 respectively and the unaudited published year-to-date figures up to December 31, 2019 and December 31, 2018 respectively, being the date of the end of the third quarter of the respective financial years, which were subjected to limited review. Further, the consolidated figures of corresponding quarter ended March 31, 2019 as reported in these results have been compiled by the management in accordance with Ind AS but have not been subjected to audit/review.
10. Figures for the previous periods have been regrouped and / or reclassified wherever necessary to conform with the current period presentation.

For V-GUARD INDUSTRIES LIMITED


Managing DirectorPlace: Kochi
Date: 01.06.2020

Independent Auditor's Report on the Quarterly and Year to Date Audited Standalone Financial Results of the Company Pursuant to the Regulation 33 of the SEBI (Listing Obligations and Disclosure Requirements) Regulations, 2015, as amended

To
The Board of Directors of
V-Guard Industries Limited

Report on the audit of the Standalone Financial Results**Opinion**

We have audited the accompanying statement of quarterly and year to date standalone financial results of V-Guard Industries Limited (the "Company") for the quarter ended March 31, 2020 and for the year ended March 31, 2020 ("Statement"), attached herewith, being submitted by the Company pursuant to the requirement of Regulation 33 of the SEBI (Listing Obligations and Disclosure Requirements) Regulations, 2015, as amended (the "Listing Regulations").

In our opinion and to the best of our information and according to the explanations given to us, the Statement:

- i. is presented in accordance with the requirements of the Listing Regulations in this regard; and
- ii. gives a true and fair view in conformity with the applicable accounting standards and other accounting principles generally accepted in India, of the net profit and other comprehensive loss and other financial information of the Company for the quarter ended March 31, 2020 and for the year ended March 31, 2020.

Basis for Opinion

We conducted our audit in accordance with the Standards on Auditing (SAs) specified under section 143(10) of the Companies Act, 2013, as amended ("the Act"). Our responsibilities under those Standards are further described in the "Auditor's Responsibilities for the Audit of the Standalone Financial Results" section of our report. We are independent of the Company in accordance with the Code of Ethics issued by the Institute of Chartered Accountants of India together with the ethical requirements that are relevant to our audit of the standalone financial statements under the provisions of the Act and the Rules thereunder, and we have fulfilled our other ethical responsibilities in accordance with these requirements and the Code of Ethics. We believe that the audit evidence obtained by us is sufficient and appropriate to provide a basis for our opinion.

Management's Responsibilities for the Standalone Financial Results

The Statement has been prepared on the basis of the standalone annual financial statements. The Board of Directors of the Company are responsible for the preparation and presentation of the Statement that gives a true and fair view of the net profit and other comprehensive loss of the Company and other financial information in accordance with the applicable accounting standards prescribed under Section 133 of the Act read with relevant rules issued thereunder and other accounting principles generally accepted in India and in compliance with Regulation 33 of the Listing Regulations. This responsibility also includes maintenance of adequate accounting records in accordance with the provisions of the Act for safeguarding of the assets of the Company and for preventing and detecting frauds and other irregularities; selection and application of appropriate accounting policies; making judgments and estimates that are reasonable and prudent; and the design, implementation and maintenance of adequate



internal financial controls, that were operating effectively for ensuring the accuracy and completeness of the accounting records, relevant to the preparation and presentation of the Statement that give a true and fair view and are free from material misstatement, whether due to fraud or error.

In preparing the Statement, the Board of Directors are responsible for assessing the Company's ability to continue as a going concern, disclosing, as applicable, matters related to going concern and using the going concern basis of accounting unless the Board of Directors either intends to liquidate the Company or to cease operations, or has no realistic alternative but to do so.

The Board of Directors are also responsible for overseeing the Company's financial reporting process.

Auditor's Responsibilities for the Audit of the Standalone Financial Results

Our objectives are to obtain reasonable assurance about whether the Statement as a whole is free from material misstatement, whether due to fraud or error, and to issue an auditor's report that includes our opinion. Reasonable assurance is a high level of assurance but is not a guarantee that an audit conducted in accordance with SAs will always detect a material misstatement when it exists. Misstatements can arise from fraud or error and are considered material if, individually or in the aggregate, they could reasonably be expected to influence the economic decisions of users taken on the basis of the Statement.

As part of an audit in accordance with SAs, we exercise professional judgment and maintain professional skepticism throughout the audit. We also:

- Identify and assess the risks of material misstatement of the Statement, whether due to fraud or error, design and perform audit procedures responsive to those risks, and obtain audit evidence that is sufficient and appropriate to provide a basis for our opinion. The risk of not detecting a material misstatement resulting from fraud is higher than for one resulting from error, as fraud may involve collusion, forgery, intentional omissions, misrepresentations, or the override of internal control.
- Obtain an understanding of internal control relevant to the audit in order to design audit procedures that are appropriate in the circumstances. Under Section 143(3)(i) of the Act, we are also responsible for expressing our opinion on whether the company has adequate internal financial controls with reference to standalone financial statements in place and the operating effectiveness of such controls.
- Evaluate the appropriateness of accounting policies used and the reasonableness of accounting estimates and related disclosures made by the Board of Directors.
- Conclude on the appropriateness of the Board of Directors' use of the going concern basis of accounting and, based on the audit evidence obtained, whether a material uncertainty exists related to events or conditions that may cast significant doubt on the Company's ability to continue as a going concern. If we conclude that a material uncertainty exists, we are required to draw attention in our auditor's report to the related disclosures in the financial results or, if such disclosures are inadequate, to modify our opinion. Our conclusions are based on the audit evidence obtained up to the date of our auditor's report. However, future events or conditions may cause the Company to cease to continue as a going concern.
- Evaluate the overall presentation, structure and content of the Statement, including the disclosures, and whether the Statement represents the underlying transactions and events in a manner that achieves fair presentation.

We communicate with those charged with governance regarding, among other matters, the planned scope and timing of the audit and significant audit findings, including any significant deficiencies in internal control that we identify during our audit.



S.R. BATLIBOI & ASSOCIATES LLP

Chartered Accountants

We also provide those charged with governance with a statement that we have complied with relevant ethical requirements regarding independence, and to communicate with them all relationships and other matters that may reasonably be thought to bear on our independence, and where applicable, related safeguards.

Other Matter

The Statement includes the results for the quarter ended March 31, 2020 being the balancing figure between the audited figures in respect of the full financial year ended March 31, 2020 and the published unaudited year-to-date figures up to the third quarter of the current financial year, which were subjected to a limited review by us, as required under the Listing Regulations.

For S.R. BATLIBOI & ASSOCIATES LLP

Chartered Accountants

ICAI Firm Registration Number: 101049W/E300004


per Sandeep Karnani
Partner

Membership No.: 061207

UDIN: 20061207AAAABS1052

Bengaluru

June 01, 2020



Independent Auditor's Report on the Quarterly and Year to Date Consolidated Financial Results of the Company Pursuant to the Regulation 33 of the SEBI (Listing Obligations and Disclosure Requirements) Regulations, 2015, as amended

To
The Board of Directors of
V-Guard Industries Limited

Report on the audit of the Consolidated Financial Results**Opinion**

We have audited the accompanying statement of quarterly and year to date consolidated financial results of V-Guard Industries Limited ("Holding Company") and its subsidiary (together referred to as "the Group") for the quarter ended March 31, 2020 and for the year ended March 31, 2020 ("Statement"), attached herewith, being submitted by the Holding Company pursuant to the requirement of Regulation 33 of the SEBI (Listing Obligations and Disclosure Requirements) Regulations, 2015, as amended ("Listing Regulations"). Attention is drawn to the fact that the consolidated figures for the corresponding quarter ended March 31, 2019, as reported in these consolidated financial results have been approved by the Holding Company's Board of Directors, but have not been subjected to audit/review.

In our opinion and to the best of our information and according to the explanations given to us and based on the consideration of the report of the other auditor on separate audited financial statements of the subsidiary, the Statement:

- i. includes the results of the Holding Company and its subsidiary Guts Electro-mech Limited;
- ii. are presented in accordance with the requirements of the Listing Regulations in this regard; and
- iii. gives a true and fair view in conformity with the applicable accounting standards, and other accounting principles generally accepted in India, of the consolidated net profit and other comprehensive loss and other financial information of the Group for the quarter ended March 31, 2020 and for the year ended March 31, 2020.

Basis for Opinion

We conducted our audit in accordance with the Standards on Auditing (SAs), as specified under Section 143(10) of the Companies Act, 2013, as amended ("the Act"). Our responsibilities under those Standards are further described in the "Auditor's Responsibilities for the Audit of the Consolidated Financial Results" section of our report. We are independent of the Group in accordance with the 'Code of Ethics' issued by the Institute of Chartered Accountants of India together with the ethical requirements that are relevant to our audit of the consolidated financial statements under the provisions of the Act and the Rules thereunder, and we have fulfilled our other ethical responsibilities in accordance with these requirements and the Code of Ethics. We believe that the audit evidence obtained by us and other auditor in terms of their reports referred to in "Other Matter" paragraph below, is sufficient and appropriate to provide a basis for our opinion.

Management's Responsibilities for the Consolidated Financial Results

The Statement has been prepared on the basis of the consolidated annual financial statements. The Holding Company's Board of Directors are responsible for the preparation and presentation of the Statement that give a true and fair view of the net profit and other comprehensive loss and other financial



information of the Group in accordance with the applicable accounting standards prescribed under section 133 of the Act read with relevant rules issued thereunder and other accounting principles generally accepted in India and in compliance with Regulation 33 of the Listing Regulations. The respective Board of Directors of the companies included in the Group are responsible for maintenance of adequate accounting records in accordance with the provisions of the Act for safeguarding of the assets of the Group and for preventing and detecting frauds and other irregularities; selection and application of appropriate accounting policies; making judgments and estimates that are reasonable and prudent; and the design, implementation and maintenance of adequate internal financial controls, that were operating effectively for ensuring the accuracy and completeness of the accounting records, relevant to the preparation and presentation of the Statement that give a true and fair view and are free from material misstatement, whether due to fraud or error, which have been used for the purpose of preparation of the Statement by the Directors of the Holding Company, as aforesaid.

In preparing the Statement, the respective Board of Directors of the companies included in the Group are responsible for assessing the ability of the Group to continue as a going concern, disclosing, as applicable, matters related to going concern and using the going concern basis of accounting unless the respective Board of Directors either intends to liquidate the Group or to cease operations, or has no realistic alternative but to do so.

The respective Board of Directors of the companies included in the Group are also responsible for overseeing the financial reporting process of the Group.

Auditor's Responsibilities for the Audit of the Consolidated Financial Results

Our objectives are to obtain reasonable assurance about whether the Statement as a whole is free from material misstatement, whether due to fraud or error, and to issue an auditor's report that includes our opinion. Reasonable assurance is a high level of assurance, but is not a guarantee that an audit conducted in accordance with SAs will always detect a material misstatement when it exists. Misstatements can arise from fraud or error and are considered material if, individually or in the aggregate, they could reasonably be expected to influence the economic decisions of users taken on the basis of the Statement.

As part of an audit in accordance with SAs, we exercise professional judgment and maintain professional skepticism throughout the audit. We also:

- Identify and assess the risks of material misstatement of the Statement, whether due to fraud or error, design and perform audit procedures responsive to those risks, and obtain audit evidence that is sufficient and appropriate to provide a basis for our opinion. The risk of not detecting a material misstatement resulting from fraud is higher than for one resulting from error, as fraud may involve collusion, forgery, intentional omissions, misrepresentations, or the override of internal control.
- Obtain an understanding of internal control relevant to the audit in order to design audit procedures that are appropriate in the circumstances. Under Section 143(3)(i) of the Act, we are also responsible for expressing our opinion on whether the company has adequate internal financial controls with reference to consolidated financial statements in place and the operating effectiveness of such controls.
- Evaluate the appropriateness of accounting policies used and the reasonableness of accounting estimates and related disclosures made by the Board of Directors.
- Conclude on the appropriateness of the Board of Directors' use of the going concern basis of accounting and, based on the audit evidence obtained, whether a material uncertainty exists related to events or conditions that may cast significant doubt on the ability of the Group to continue as a going concern. If we conclude that a material uncertainty exists, we are required to draw attention in our auditor's report to the related disclosures in the Statement



S.R. BATLIBOI & ASSOCIATES LLP

Chartered Accountants

disclosures are inadequate, to modify our opinion. Our conclusions are based on the audit evidence obtained up to the date of our auditor's report. However, future events or conditions may cause the Group to cease to continue as a going concern.

- Evaluate the overall presentation, structure and content of the Statement, including the disclosures, and whether the Statement represent the underlying transactions and events in a manner that achieves fair presentation.
- Obtain sufficient appropriate audit evidence regarding the financial results/financial information of the entities within the Group of which we are the independent auditors, to express an opinion on the Statement. We are responsible for the direction, supervision and performance of the audit of the financial information of such entities included in the Statement of which we are the independent auditors. For the other entities included in the Statement, which have been audited by other auditors, such other auditors remain responsible for the direction, supervision and performance of the audits carried out by them. We remain solely responsible for our audit opinion.

We communicate with those charged with governance of the Holding Company and such other entities included in the Statement of which we are the independent auditors regarding, among other matters, the planned scope and timing of the audit and significant audit findings, including any significant deficiencies in internal control that we identify during our audit. We also provide those charged with governance with a statement that we have complied with relevant ethical requirements regarding independence, and to communicate with them all relationships and other matters that may reasonably be thought to bear on our independence, and where applicable, related safeguards.

We also performed procedures in accordance with the Circular No. CIR/CFID/CMD1/44/2019 dated March 29, 2019 issued by the Securities Exchange Board of India under Regulation 33 (8) of the Listing Regulations, to the extent applicable.

Other Matter

The accompanying Statement includes the audited financial statements and other financial information, in respect of a subsidiary, whose financial statements (before adjustments on consolidation) include total assets of Rs 2,019.23 lakhs as at March 31, 2020, total revenues (including other income) of Rs 1,106.49 lakhs and Rs 5,472.45 lakhs, total net profit after tax of Rs. 19.63 lakhs and Rs. 438.38 lakhs, total comprehensive income of Rs. 17.71 lakhs and Rs. 436.46 lakhs, for the quarter and the year ended March 31, 2020 and net cash inflows of Rs. 30.13 lakhs for the year ended March 31, 2020, as considered in the Statement which have been audited by their independent auditor.

The independent auditor's report on the financial statements/financial information of the subsidiary have been furnished to us by the Management and our opinion on the Statement in so far as it relates to the amounts and disclosures included in respect of the subsidiary is based solely on the reports of such auditors and the procedures performed by us as stated in paragraph above.

Our opinion on the Statement is not modified in respect of the above matters with respect to our reliance on the work done and the report of the other auditor.



S.R. BATLIBOI & ASSOCIATES LLP

Chartered Accountants

The Statement includes the results for the quarter ended March 31, 2020 being the balancing figures between the audited figures in respect of the full financial year ended March 31, 2020 and the published unaudited year-to-date figures up to the end of the third quarter of the current financial year, which were subjected to a limited review by us, as required under the Listing Regulations.

For S.R. BATLIBOI & ASSOCIATES LLP

Chartered Accountants

ICAI Firm Registration Number: 101049W/E300004


~~Anand Prasad~~

Partner

Membership No.: 061207

UDIN: 20061207AAAABT1276

Bengaluru

June 01, 2020



V-Guard Industries Ltd.

Key highlights of Q4 FY 20 results

Q4 Results update

1 P&L Summary

₹ in crores

Particulars	Q4 FY 20	Q4 FY 19	Change
Net Revenue	536.63	739.69	-27.5%
COGS	357.75	520.81	-31.3%
Gross Margin	33.3%	29.6%	
EBITDA (excluding other income)	45.16	78.15	-42.2%
as a % to NR	8.4%	10.6%	
Other Income (including finance income)	5.19	6.76	-23.2%
EBITDA after other income	50.35	84.90	-40.7%
as a % to NR	9.4%	11.5%	
PBT	42.40	79.13	-46.4%
as a % to NR	7.9%	10.7%	
PAT	32.51	59.24	-45.1%
as a % to NR	6.1%	8.0%	

2 South/ Non South Growth

₹ in crores

Region	Q4 FY 20	Contribution (%)	Q4 FY 19	Contribution (%)	YoY growth
South	319.4	59.5%	464.0	62.7%	-31.2%
Non-South	217.2	40.5%	275.7	37.3%	-21.2%
Total Revenue	536.6	100%	739.7	100%	-27.5%

3 Segment wise Analysis

₹ in crores

Products	Q4 FY 20	Contribution (%)	Q4 FY 19	Contribution (%)	Change
Segment Revenue:					
Electronics	150.3	28.0%	205.5	27.8%	-26.8%
Electricals	242.2	45.1%	355.2	48.0%	-31.8%
Consumer Durables	144.1	26.9%	179.0	24.2%	-19.5%
Grand Total	536.6	100%	739.7	100%	-27.5%
Segment Results:					
Electronics	21.3	48.3%	30.3	39.4%	-29.9%
Electricals	19.2	43.7%	34.9	45.3%	-44.9%
Consumer Durables	3.5	8.0%	11.8	15.4%	-70.1%
Grand Total	44.0	100%	77.1	100%	-42.9%
Segment Margins					
Electronics	14.1%		14.8%		-0.6%
Electricals	7.9%		9.8%		-1.9%
Consumer Durables	2.5%		6.6%		-4.2%
Grand Total	8.2%		10.4%		-2.2%

4 Other Financial Highlights *

	31st Mar 2020	31st Dec 2019	31st Mar 2019
Debtor Days	47	52	66
Inventory days	105	67	75
Creditor Days	66	61	72
Working capital turnover	86	58	69
RoE	18.6%	21.0%	18.4%
RoCE	22.5%	25.5%	21.3%

* Based on trailing twelve months



FY 20 Update

5 **P&L Summary**

₹ in crores

Particulars	FY 20	FY 19	Change
Net Revenue	2,481.96	2,566.44	-3.3%
COGS	1,658.20	1,799.18	-7.8%
Gross Margin	33.2%	29.9%	
EBITDA excluding other income	253.27	219.42	15.4%
as a % to NR	10.2%	8.5%	
Other Income (including finance income)	23.99	18.25	31.4%
EBITDA after other income	277.26	237.68	16.7%
as a % to NR	11.2%	9.3%	
PBT	245.44	214.59	14.4%
as a % to NR	9.9%	8.4%	
PAT	185.16	165.53	11.9%
as a % to NR	7.5%	6.4%	

6 **South/ Non South Growth**

Region	FY 20	Contribution (%)	FY 19	Contribution (%)	YoY growth
South	1,477.6	59.5%	1576.1	61.4%	-6.3%
Non-South	1,004.4	40.5%	990.3	38.6%	1.4%
Total Revenue	2,482.0	100%	2,566.4	100%	-3.3%

7 **Segment wise Analysis**

Products	FY 20	Contribution (%)	FY 19	Contribution (%)	Change
Segment Revenue:					
Electronics	754.5	30.4%	759.9	29.6%	-0.7%
Electricals	1053.0	42.4%	1128.6	44.0%	-6.7%
Consumer Durables	674.5	27.2%	677.9	26.4%	-0.5%
Grand Total	2482.0	100%	2566.4	100%	-3.3%
Segment Results:					
Electronics	123.7	50.5%	95.2	45.1%	29.9%
Electricals	81.3	33.2%	84.0	39.8%	-3.2%
Consumer Durables	39.9	16.3%	31.9	15.1%	25.1%
Grand Total	244.9	100%	211.2	100%	16.0%
Segment Margins					
Electronics	16.4%		12.5%		3.9%
Electricals	7.7%		7.4%		0.3%
Consumer Durables	5.9%		4.7%		1.2%
Grand Total	9.9%		8.2%		1.6%



June 1, 2020

The Manager Listing Department, BSE Limited, Phiroze Jeejeebhoy Towers, Dalal Street, Mumbai- 400 001	The Manager Listing Department, National Stock Exchange of India Limited, Exchange Plaza, 5th Floor, Plot No. C/1, G Block, Bandra-Kurla Complex, Bandra-East, Mumbai- 400 051
Ref:- Scrip Code: 532953	Ref:- Symbol: VGUARD

Dear Madam / Sir,

Sub: - Declaration under Regulation 33(3)(d) of SEBI (Listing Obligations and Disclosure Requirements) Regulations, 2015

This is to inform you that the Board of Directors of the Company at their meeting held on June 1, 2020, has approved the Audited Standalone Financial Results for the quarter and year ended March 31, 2020 and Audited Consolidated Financial Results for the quarter and year ended March 31, 2020.

Further, as required in terms of Regulation 33(3)(d) of SEBI (Listing Obligations and Disclosure Requirements) Regulations, 2015 it is declared that the Auditors have given an unmodified opinion on the audited standalone and consolidated financial results for the year ended March 31, 2020.

This is for your information and records.

Thanking you,
For V-Guard Industries Limited


Mithun K Chittilappilly
Managing Director
(DIN: 00027610)



A. Impact of CoVid-19 pandemic on the business

The CoVid-19 pandemic and the country-wide lockdown imposed to fight it have had a collateral impact on the Company's business. All facilities of the Company were closed between March 24th and May 4th as the Company's products are classified as non-essential. The Company had near zero revenues during this period. After May 4th, the Company's warehouses progressively started functioning to limited capacity, in adherence to Central, State and Local Government regulations and protocols.

During the month of May, markets were partially open. The Company operates through a network of Distributors and Dealers, many of whom are located in Red and Orange zones which continued to be under lockdown. Some of the key product categories of the Company are seasonal in nature; therefore, the sales loss during summer months has a significant impact on the overall financial results.

B. Ability to maintain operations including the factories/units/office spaces functioning and closed down

As mentioned in Section A, all facilities of the company went into shutdown, including warehouses, factories, sales offices and corporate offices. During the lockdown period, the Company made adequate arrangements for employees in office-based roles to effectively work from the safety of their homes.

Prior to reopening any facility as and when permitted, the Company took all appropriate measures to ensure the safety of its employees at all its workplaces. Actions taken include:

- Sanitization of workplaces
- Screening of employees coming to work, provision of thermal scanners and PPE
- Frequent communication to all employees regarding safety protocols – including use of Arogya Setu app
- Limiting attendance to essential and low-risk staff
- Infrastructure enhancements at workplaces to minimize contact
- Implementing social distancing measures in all aspects of work

As of 31st May, the Company's Head Office at Kochi is open and is functioning with about 33% attendance. About two-thirds of the employees continue to work from home. All warehouses have started functioning. The Wires factories at Chavadi and Kashipur reopened in the last week of May and are operating at about 30% capacity. The Company plans to reopen its other factories and branch offices progressively during June.

We expect that it will take a few more weeks for the Supply Chain to revert to its normal capacity. There will be a lead time for some of the factory workmen to be able to return to work, raw material availability to normalize and our vendors to restart their operations. Over the next few weeks, the Company is hopeful of ramping up production, based on consumer demand pick-up and normalization of inventory levels at the Company's warehouses and with the channel partners.

C. Estimation of the future impact of CoVID-19 on its operations

The Company unable to estimate the effect of the pandemic on the business in future to any reasonable level of confidence. However, overall indications are that consumer spending on discretionary items will



show only a slow recovery, which will adversely impact the demand for the Company's products for the next few months. The Company views the subdued demand to be a temporary phenomenon.

D. Impact on profitability, liquidity position, ability to service debt & other obligations, Financial reporting & controls

The lockdown led to a revenue loss about Rs 250 Cr in FY 20, with an attendant impact on the bottom-line of about Rs 70 Cr. Sales during April were near zero. With partial opening of business in May, the revenues for the month were about 70% of the corresponding month of the previous year. We expect that it will take some more time for the consumer offtake to revert to normal levels. Considering these, it is likely that the Company's financial performance for FY 21 will be impacted. The Company has initiated cost containment measures which will offset a part of this impact. The Company has not resorted to any layoffs or salary cuts. The cost containment measures focus on avoiding discretionary spends and improving effectiveness of spends.

The Company has a strong balance sheet and does not foresee any liquidity risk. The cash balance as at end March is adequate to fund a few months of fixed costs. The Company has the highest credit rating (A1+) for short term borrowings and is rated AA for long term borrowings. The company is entirely debt-free, and has substantial working capital lines which are available, should the need arise.

The Company does not foresee any incremental risk in terms of impairment of receivables, investments or assets. The Company has a strong and long-term oriented relationship with its Channel Partners and has a track record of managing its working capital prudently. The Company has taken various measures to support its Channel Partners during this crisis and is confident that its distribution network remains robust despite these challenges.

The company does not foresee any risk in meeting all its contractual obligations.



V-Guard's Net Profit for FY 2019-20 grows by 12%

India, June 1, 2020:

India's leading consumer electrical and electronics company, V-Guard Industries Ltd., announced its audited results for the quarter and year ended March 31, 2020.

Q4 FY 20 highlights:

- Consolidated Net Revenue from operations for the Quarter ended March 31, 2020 was Rs. 541.14 crores; a decline of 27.45% over corresponding period of previous year (Rs.745.78 crores)
- Consolidated Profit After Tax for the quarter ended March 31, 2020 was Rs. 32.23 crores; a decline of 47.45% over corresponding period of previous year (Rs.61.39 crores).
- The nation-wide lockdown to combat the CoVid-19 pandemic had a collateral impact in terms of revenue loss and the attendant profit impact.
- In view of interim dividend paid during the year under review, the Board has not recommended any final dividend.

FY 20 highlights:

- Consolidated Net Revenue from operations for the year ended March 31, 2020 was Rs.2,502.94 crores; a decline of 3.5% over previous year (Rs.2,594 crores)
- Consolidated Profit After Tax for the year ended March 31, 2020 was Rs.188.25 crores; Increase of 12 % over the previous year (Rs.168 crores)

Business Outlook:

Commenting on the company's performance, **Mr. Mithun. K. Chittilappilly, Managing Director, V-Guard Industries Ltd** said "*FY 20 has been a very challenging year. The macroeconomic slowdown during the first nine months presented a significant challenge, and this was compounded by the CoVid-19 pandemic in Q4. We expect the effect of the pandemic to last for a few months, during which consumer demand for discretionary items will remain subdued. However, the fundamentals of the business remain strong; we have significantly improved our gross margins and we continue to invest in innovation and business capabilities to achieve our long-term ambitions. We see the current challenges to be a temporary phenomenon and our balance sheet is strong enough to withstand these headwinds. We are confident that the business will bounce back strongly in the months to come*"

