

REGD OFFICE: `CyberTech House' Plot No. B-63/64/65, Road # 21/34, J.B Sawant Marg, MIDC, Wagle Estate, Thane 400604

• Tel: +91 22-4283-9200 • Fax: +91-22-4283-9236 • GSTIN 27AAACC1905B1ZE

• CIN L72100MH1995PLC084788 • Email: cssl.investors@cybertech.com • Website: www.cybertech.com

Date: September 02, 2022

To BSE Limited Listing Department Phiroze Jeejeebhoy Towers Dalal Street, Mumbai-400 001 Scrip Code: 532173	To National Stock Exchange of India Ltd. Listing Department Plot No. C1, Exchange Plaza G Block, Bandra Kurla Complex Bandra (East), Mumbai - 400 051 Symbol: CYBERTECH
--	---

Sub: Submission of Annual Report for the Financial Year 2021-22.

Ref: Regulation 34(1) of SEBI (Listing Obligations and Disclosure Requirements) Regulations, 2015.

Dear Sir/Madam,

Pursuant to Regulation 34(1) of the SEBI (Listing Obligations and Disclosure Requirements) Regulations, 2015, we are submitting herewith the Annual Report of the Company along with the Notice of the 27TH Annual General Meeting (AGM) for the Financial Year 2021-22, which is being sent to the Members through electronic mode, who have registered their e-mail addresses with the Company/ Depositories.

The Annual Report for the Financial Year 2021-22 and the Notice of the 27TH AGM is also available on the Company's website at <https://cybertech.com>.

Kindly take the same on your record.

Thanking you,
Yours faithfully,

For CYBERTECH SYSTEMS AND SOFTWARE LIMITED

SARITA
KUMAR
LEELARAMA
NI


Digitally signed by
SARITA KUMAR
LEELARAMANI
Date: 2022.09.02
20:10:45 +05'30'

Sarita Leelaramani
Company Secretary and Compliance Officer
Membership No.: A35587



Encl.: a/a

2021-22



| 27th Annual Report

FINANCIAL HIGHLIGHTS

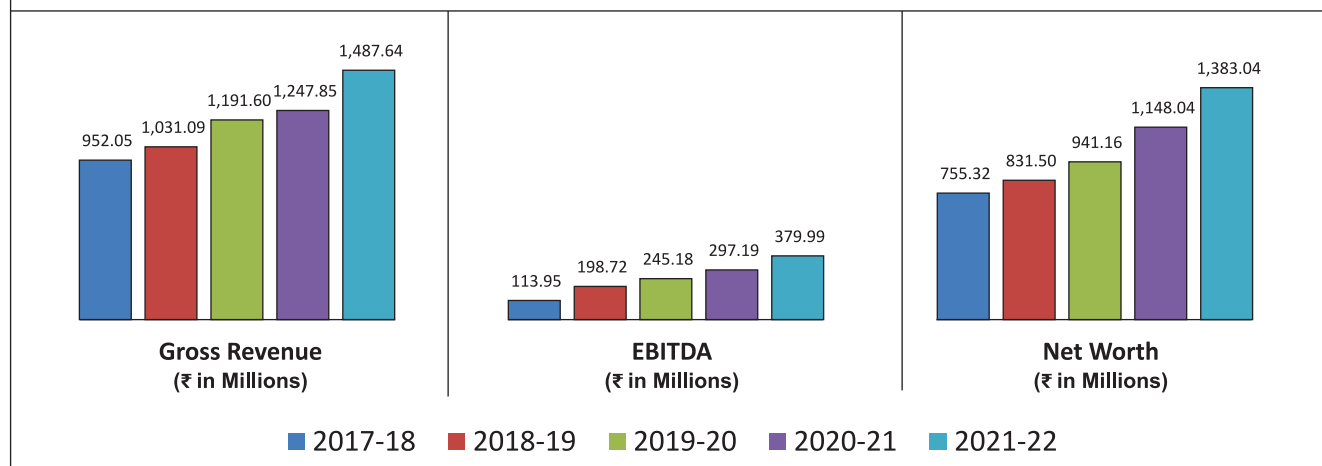
CONSOLIDATED

₹ in Millions

Financial Year	2017-18	2018-19	2019-20	2020-21	2021-22
Gross Revenue	952.05	1,031.09	1,191.60	1,247.85	1487.64
EBIDTA	113.95	198.72	245.18	297.19	379.99
Net Worth	755.32	831.50	941.16	1,148.04	1383.04
Dividend Rate	10%	10%	10%	10%	15%*

* Subject to Shareholders' approval at the 27th AGM

Consolidated Performance



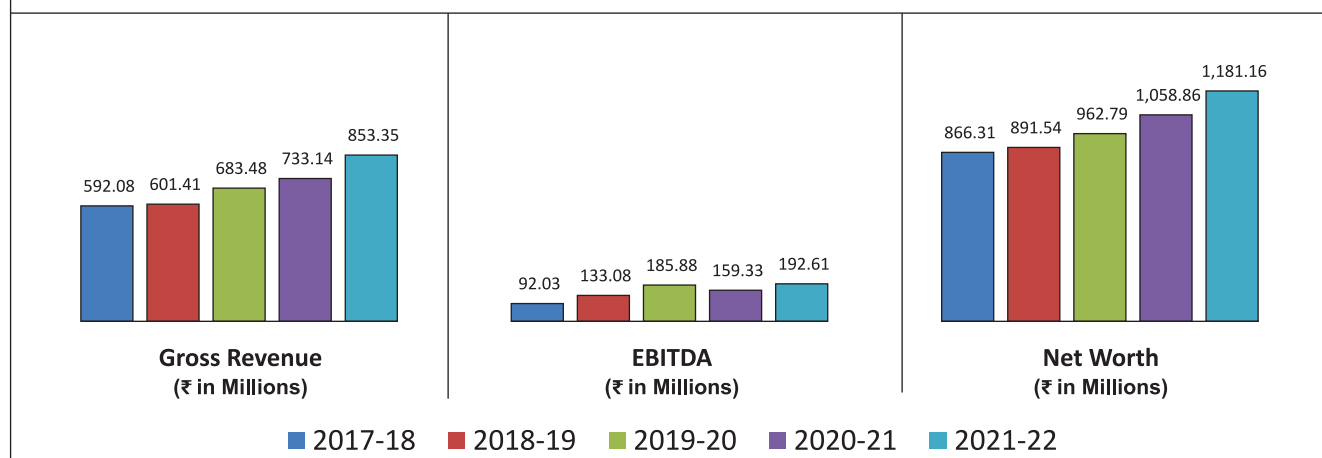
STANDALONE

₹ in Millions

Financial Year	2017-18	2018-19	2019-20	2020-21	2021-22
Gross Revenue	592.08	601.41	683.48	733.14	853.35
EBIDTA	92.03	133.08	185.88	159.33	192.61
Net Worth	866.31	891.54	962.79	1058.86	1181.16
Dividend Rate	10%	10%	10%	10%	15%*

* Subject to Shareholders' approval at the 27th AGM

Standalone Performance





CyberTech

Systems and Software Limited

Corporate Information

Corporate Identity Number (CIN) L72100MH1995PLC084788

BOARD OF DIRECTORS

Chairman

Mr. Vish Tadimety (Non – Executive)

Directors

Mr. Sudhir Joshi (Independent)
Mr. M. P. Bharucha (Independent)
Dr. N. L. Sarda (Independent)
Dr. Shreepad Karmalkar (Independent)
Ms. Angela C. Wilcox (Independent)
Mr. Steven Jeske (Non-Executive)
Mr. Ramasubramanian S. (Executive & KMP)
Ms. Amogha Tadimety (Non-Executive)

KEY MANAGERIAL PERSONNEL (KMP)

Mr. Praveen Agarwal (Chief Financial Officer)
Ms. Sarita Leelaramani (Company Secretary)

AUDITORS

Bagaria & Co. LLP, Chartered Accountants
(Statutory Auditors)
Desai Associates, Chartered Accountants
(Internal Auditors)
S. Anantha & Ved LLP, Company Secretaries
(Secretarial Auditors)

REGISTRAR & SHARE TRANSFER AGENT

M/s. Link Intime India Private Ltd.
C 101, 247 Park, L.B.S Marg
Vikhroli (West), Mumbai - 400083
T- 022-491 86000 | F - 022-491 86060
E-mail ID: mumbai@linkintime.co.in
Website: www.linkintime.co.in

REGISTERED OFFICE

'CyberTech House'
Plot No. B-63/64/65, MIDC, Road No. 21/34
Wagle Estate, Thane (W) - 400604
Tel: +91 22-4283-9200 | Fax: +91-22-4283-9236
E-mail ID: cssl.investors@cybertech.com
Website: <https://cybertech.com>

BRANCH OFFICE

CyberTech Systems & Software Ltd.
Lunkad Sky Vista, Unit No 701
7th Floor, Viman Nagar
Pune – 411016.
E-mail ID: info@cybertech.com
Website: <https://cybertech.com>

SOLICITORS

M/s. Bharucha & Partners, Mumbai

LISTED AT

National Stock Exchange of India Ltd.
BSE Ltd.

BANKERS

Union Bank of India

WHOLLY OWNED SUBSIDIARIES

CyberTech Systems and Software Inc. USA

Corporate Office:
3800 Horizon Blvd, Suite #104,
Trevose, PA 19053, USA
E-mail ID: info@cybertech.com
Website: <https://cybertech.com>

Spatialitics LLC, USA

1301 West 22nd Street, Suite 308
Oak Brook, IL 60523, USA
E-mail ID: info@spatialitics.com
Website: <https://spatialitics.com>

Contents

Sr. No.	Particulars	Page No.
1.	Chairman's Letter	3
2.	Notice of Annual General Meeting	5
3.	Board's Report	20
4.	Management Discussion and Analysis	44
5.	Report on Corporate Governance	51
Standalone Financial Statements		
6.	Auditors' Report	70
7.	Balance Sheet	79
8.	Statement of Profit and Loss	81
9.	Cash Flow Statement	82
10.	Statement of changes in equity	84
11.	Notes forming part of Standalone Financial Statements	85
Consolidated Financial Statements		
12.	Auditors' Report	123
13.	Balance Sheet	127
14.	Statement of Profit and Loss	129
15.	Cash Flow Statement	130
16.	Statement of changes in equity	132
17.	Notes forming part of Consolidated Financial Statements	133
Annual Reports of Wholly Owned Subsidiaries		
18.	CyberTech System & Software Inc. (USA)	173
19.	Spatialitics LLC, (USA)	208



Letter to Shareholders

Dear Fellow Shareholders,

First of all, I wish you and your families a safe and healthy 2022 and beyond. The well-being of CyberTech's extended family of employees, stakeholders, vendors and clients; well-wishers and the citizens of the world is at the top of my mind. I pray and hope you are all well.

Below are my thoughts on the financial year 2022 performance. The company has been impacted by the global disruption in the labour market which has caused a shortage of talent and rapid inflation of wage rates. Despite challenges, we ended a strong financial year with a substantial increase in both margins and growth. Our Revenue grew by 19% to ₹1488 million and our EBITDA grew by 28% to ₹380 million. I am pleased to inform that the Board has increased the dividend pay-out from 10% to 15% considering the good results consistently.

Financial Highlights

Let me first share key financial highlights of FY22 with you:

- Our total revenue stood at ₹1,487.6 million in FY22 as compared to ₹1,247.8 million in FY21, reflecting a growth of 19.2%
- Our operating revenue stood at ₹1,388.5 million as compared to ₹1,178.2 million in FY21, reflecting a growth of 17.9%
- Our reported EBITDA for FY22 was at ₹380 million (25.5% of total revenue) as compared to ₹297.2 million (23.8% of total revenue) in FY21, reflecting a growth of 27.9%
- Our net income for FY22 was ₹227.1 million as compared to ₹240.9 million (included one time exceptional gain of ₹80.9 million arising out of settlement of past tax litigations) in FY21
- Our total Comprehensive income for FY22 was ₹238.4 million as compared to ₹230.9 million in FY21, reflecting a growth of 3.2%
- We continue to have a strong balance sheet with reliable long term profit streams and no debt.
- Our US-based business continued to grow, which can be primarily attributed to deal wins from both new and existing customers.

Business Matters

Cloud and digital transformation have become a necessity. The cloud industry is projected to see huge growth and I am happy to report that our company's strategy, focused on enterprise cloud transformation, is showing great results.

Our deal pipeline is quite strong for our three key offerings -SAP S/4HANA® and SAP® Cloud Offerings, Managed ArcGIS Cloud Services and Spatialitics Cloud Software Solutions. We will continue investing in these offerings as well as our digital marketing capabilities that have created a strong demand generation engine.

I manage our Company based on an 8 Step Transformation roadmap. Let me touch on a 4 of the important steps that are driving our transformation:

1. Fiscal Strength and Strong Balance Sheet – The company is generating substantial cash from operation and delivering strong margins. We are asset rich, and our pipeline is strong.
2. Customer Enterprise Lifecycle- We focus on long term recurring revenues, multi-year contracts and productized offerings. Each customer has a measurable lifecycle value based on cash margins, renewal rates, interest and growth. We add value.
3. Employees, Women, Human Capital: We care for our employees. We promoted several of our women leaders to key managerial positions last year. We are in the process of rolling out SuccessFactors to know our people better. Leadership programs have been curated to groom our future leaders for taking up executive management responsibilities. We believe that only a delighted associate can ensure and deliver customer delight. Our colleagues are the engine in providing cloud transformation services to our clients. We hire great grads from the IITs and IIMs and immerse them in critical training and interesting projects. We are committed to offering them best-in-class digital infrastructure and hence, we will continue to invest in building a zero-footprint, green and secured digital infrastructure.
4. Sales and Digital Sales: It is not just consumer business; Enterprises also depend on Digital Sales. Our IIM Managers led team are doing great work here. We are creating a focused business development team to increase the number of qualified leads. Our mantra is "Sell, Sell and Sell".



CyberTech

Systems and Software Limited

SAP® means SAP S/4HANA®- SAP® in the Cloud. This focus is the centre of our cloud transformation strategy. We became SAP® Reseller for Cloud Products and a SAP Gold Partner. Our SAP BTP/HANA® Cloud offerings continued to gain traction and we have been awarded several HANA cloud migrations as a result of our strong relationship with SAP. We also added a new logo to our SAP Cloud clientele delivering a SuccessFactors implementation. This is a testimonial of our deep expertise in next-gen SAP® cloud solutions.

Esri® means ArcGIS Enterprise- Cloud, Kubernetes and Level 1 GIS systems. Our Managed ArcGIS Cloud Services continued to maintain their growth momentum. One of our clients, a large US healthcare provider, extended their contract with a significant increase in the scope and value of the engagement. This speaks for the value that our clients are realizing through our unparalleled depth in GIS experience, cloud security and web scale complex systems. Our focus on this area and go to market penetration with our partners remains unabated.

Spatialitics LLC, USA is growing and is cloud native. This year was a significant one for Spatialitics. Orbis Research has positioned GeoShield in the Leaders quadrant in their latest release of the Global Law Enforcement Software Market Report for 2021. This is a proud moment for the company and a recognition of the unique capabilities that GeoShield offers. We have added several new logos to our Spatialitics GeoShield Real-Time client base during the year. We also added an additional large water utility company to our Spatialitics Utilities clientele in the financial year using our Unity data connector product line. All these customers have a fairly large enterprise lifecycle value, which is the hallmark of any Spatialitics deal. These deals will translate into a long-term recurring revenue stream for the company.

We participated in several leading forums and events (including Esri User Conference, Esri IMGIS, AWWA ACE, SAP® Sapphire, SAP® for Utilities, etc.) during the year to showcase our offerings. I thank our SEs who presented excellent technical papers and their sessions were well received by attendees.

We continue to see increased adoption for secure and compliant cloud and digital infrastructure. CyberTech is the partner in digitalization journey; and our unparalleled expertise in geospatial engineering, cloud transformation and cybersecurity. Our close partnership with Esri, including our becoming the 1st ArcGIS Cloud Service Specialty designation awardee made a difference.

I thank my eminent Board of Directors, Shri MP Bharucha Esq. for his support and friendship, Shri Sudhir Joshi for his hands-on style and counsel. I am grateful to Ms. Angela Wilcox, Dr. NL Sarda and Dr. Shreepad Karmalkar for helping me during this difficult year. I thank all our clients, my fellow shareholders and our CyberTech colleagues for their support. I believe we have strong momentum and will continue to see business growth in the coming years.

Finally, I want all of you to be safe. Although the pandemic is not at large or severe, it is not far from over yet. Hence, as a safety precaution, we will have the AGM virtual. I do hope to meet you all in person soon.

Warm regards,

Vish Tadimety
Chairman

Place : Trevoze, PA, USA

Date : July 20, 2022

NOTICE

NOTICE is hereby given that the **Twenty-Seventh (27th) Annual General Meeting (AGM)** of the members of **CyberTech Systems and Software Limited ('the Company/CyberTech')** will be held on **Tuesday, September 27, 2022 at 04:00 P.M.** through Video Conferencing ("VC") / Other Audio Visual Means ("OAVM") to transact the following businesses:

ORDINARY BUSINESS:

1. To receive, consider and adopt (a) the Audited Standalone Financial Statements of the Company for the Financial Year ended March 31, 2022 and the reports of the Board of Directors and Auditors thereon; and (b) the Audited Consolidated Financial Statements of the Company for the Financial Year ended March 31, 2022 and the report of Auditors thereon and in this regard, to pass the following resolutions as **Ordinary Resolutions:**
 - (a) **"RESOLVED THAT** the Audited Standalone Financial Statement of the Company for the Financial Year ended March 31, 2022 and the reports of the Board of Directors and Auditors thereon be and are hereby considered and adopted."
 - (b) **"RESOLVED THAT** the Audited Consolidated Financial Statement of the Company for the Financial Year ended March 31, 2022 and the reports of the Auditors thereon be and are hereby considered and adopted."
2. To declare a dividend on Equity Shares for the Financial Year ended March 31, 2022 and in this regard, to consider and if thought fit, to pass the following resolution as an **Ordinary Resolution:**

"RESOLVED THAT a dividend at the rate of ₹1.5 (Rupee One and Fifty Paise only) per Equity Share of ₹10/- (Rupees Ten only) each on 28,383,693 paid-up Equity Shares of the Company, as recommended by the Board of Directors of the Company, be and is hereby declared for payment for the Financial Year ended March 31, 2022, to those eligible shareholders as per the Book-closure of the Company kept for this purpose."
3. To appoint Ms. Amogha Tadimety (DIN: 06952042), who retires by rotation as a Director and in this regard, to consider and if thought fit, to pass the following resolution as an **Ordinary Resolution:**

"RESOLVED THAT pursuant to the provisions of Section 152 of the Companies Act, 2013, Ms. Amogha Tadimety (DIN: 06952042), who retires by rotation at this meeting and being eligible, offers herself for re-appointment, be and is hereby appointed as a Director of the Company, liable to retire by rotation."
4. To appoint M/s. Lodha & Co., Chartered Accountants (Firm Registration No. 301051E) as the Statutory Auditors of the Company in place of the outgoing Statutory Auditors viz., M/s. Bagaria & Co. LLP, Chartered Accountants (Firm Registration No. 113447W/W-100019) and in this regard to consider and if thought fit, to pass the following resolution, as an **Ordinary Resolution:**

"RESOLVED THAT pursuant to the provisions of Section 139, 140, 142 and other applicable provisions, if any, of the Companies Act, 2013 read with the Companies (Audit and Auditors) Rules, 2014, as amended from time to time or any other law for the time being in force (including any statutory modification or amendment thereto or re-enactment thereof), and on the basis of recommendation of the Audit Committee and the Board of Directors, M/s. Lodha & Co., Chartered Accountants (Firm Registration No. 301051E), in place of the outgoing Statutory Auditors viz., M/s. Bagaria & Co. LLP, Chartered Accountants (Firm Registration No. 113447W/W-100019) who holds office upto the conclusion of this Annual General Meeting, be and is hereby appointed as the Statutory Auditors of the Company to hold office for a period of 5 (Five) Consecutive Financial Years commencing from the conclusion of this Annual General Meeting till the conclusion of the 32nd Annual General Meeting to be held in the year 2027, at such remuneration and out-of-pocket expenses, as may be mutually agreed between the Board of Directors of the Company and the Statutory Auditors."

SPECIAL BUSINESS:

5. **Approval for holding the office or place of profit by Mr. Vish Tadimety (DIN: 00008106) as Director in CyberTech Systems and Software Inc. U.S.A**

To consider and if thought fit, to pass the following resolution as an **Ordinary Resolution:**

"RESOLVED THAT pursuant to Section 188(1)(f) and other applicable provisions, if any, of the Companies Act, 2013, and the rules made thereunder, including any statutory modification or re-enactment thereof for the time being in force, and other applicable regulations, if any, of the SEBI (Listing Obligations and Disclosure Requirements) Regulation, 2015, and further to the recommendation of the Nomination and Remuneration Committee, Audit Committee and the approval of the Board of Directors, the consent of the members of Company be and is hereby accorded to Mr. Viswanath Tadimety (DIN: 00008106), (also known as Mr. Vish Tadimety) to continue to hold an office or place of profit as Director in 'CyberTech Systems and Software Inc.' U.S.A., the wholly owned subsidiary of the Company, at the existing remuneration not exceeding US\$ 400,000 per annum for a period of three (03) years with effect from October 01, 2022 to September 30, 2025, as mentioned in the explanatory statement annexed to the notice."



6. **Approval for holding the office or place of profit by Mr. Steven Jeske (DIN: 01964333) as Director in CyberTech Systems and Software Inc. U.S.A.**

To consider and if thought fit, to pass the following resolution as an **Ordinary Resolution:**

“RESOLVED THAT pursuant to Section 188(1)(f) and other applicable provisions, if any, of the Companies Act, 2013, and the rules made thereunder, including any statutory modification or re-enactment thereof for the time being in force, and other applicable regulations, if any, of the SEBI (Listing Obligations and Disclosure Requirements) Regulation, 2015, and further to the recommendation of the Nomination and Remuneration Committee, Audit Committee and the approval of the Board of Directors, the consent of the members of Company be and is hereby accorded to Mr. Steven Jeske (DIN: 01964333), to continue to hold an office or place of profit as Director in 'CyberTech Systems and Software Inc.' U.S.A., the wholly owned subsidiary of the Company, at the existing remuneration not exceeding US\$ 300,000 per annum for a period of three (03) years with effect from October 01, 2022 to September 30, 2025, as mentioned in the explanatory statement annexed to the notice.”

7. **To re-appoint Ms. Angela C. Wilcox (DIN:08068715), as an Independent Director of the Company.**

To consider and if thought fit, to pass the following resolution as a **Special Resolution:**

“RESOLVED THAT pursuant to Section 149, 152 and other applicable provisions, if any, of the Companies Act, 2013 (the Act) and the Rules made thereunder (including any statutory modification(s) or re-enactment thereof for the time being in force) and other applicable Regulations of the SEBI (Listing Obligations and Disclosure Requirements) Regulations, 2015, as amended from time to time, read with Schedule IV to the Act, Ms. Angela C. Wilcox (DIN:08068715), be and is hereby re-appointed as an Independent and Non-Executive Director of the Company, not liable to retire by rotation, for a second term of five years from February 13, 2023 to February 12, 2028 as duly recommended by the Nomination and Remuneration Committee of the Company.”

**By Order of the Board of Directors of
CyberTech Systems and Software Limited**

Sd/-

Sarita Leelaramani

Company Secretary and Compliance Officer

Membership No. A35587

Place : Thane

Date : July 20, 2022

Registered Office:

CyberTech House, Plot No. B-63/64/65,
Road No. 21/34, J.B. Sawant Marg, MIDC,
Wagle Estate, Thane (W) – 400 604

CIN: L72100MH1995PLC084788

Tel: +91 22-4283-9200 Fax: +91-22-4283-9236

Website: <https://cybertech.com>

E-mail: cssl.investors@cybertech.com

NOTES:

1. In view of the continuing COVID-19 pandemic, the Ministry of Corporate Affairs (“MCA”) vide its Circular No. 20/2020 dated May 05, 2020 read with Circular No. 14/2020 dated April 08, 2020, Circular No. 17/2020 dated April 13, 2020, Circular No. 02/2021 dated January 13, 2021, Circular No. 19/2021 dated December 08, 2021, Circular No. 21/2021 dated December 14, 2021 and Circular No. 02/2022 dated May 05, 2022, (collectively referred to as “MCA Circulars”) permitted the holding of the Annual General Meeting (“the Meeting”) through Video Conferencing/Other Audio Visual Means (“VC/OAVM”), without the physical presence of the Members at a common venue. In compliance with the provisions of the Companies Act, 2013 (“the Act”), SEBI (Listing Obligations and Disclosure Requirements) Regulations, 2015 (“SEBI LODR Regulations”), MCA Circulars the Meeting of the Members of the Company is being held through VC/OAVM.
2. A Statement pursuant to Section 102(1) of the Act, (“Explanatory Statement”) relating to the Special Businesses to be transacted at the Meeting is annexed hereto.
3. Pursuant to the provisions of the Act, a Member entitled to attend and vote at the AGM is entitled to appoint a proxy to attend and vote on his/her behalf and the proxy need not be a Member of the Company. Since this AGM is being held pursuant to the MCA Circulars through VC / OAVM, physical attendance of Members has been dispensed with. Accordingly, the facility for appointment of proxies by the Members will not be available for the AGM and therefore the **Proxy Form, Attendance Slip and Route Map are not annexed to this Notice.**
4. Participation of members through VC/ OAVM will be reckoned for the purpose of quorum for the AGM as per section 103 of the Companies Act, 2013 (“the Act”). Institutional / Corporate Members are requested to send a scanned copy (PDF / JPEG format) of the Board Resolution authorizing its representatives to attend and vote at the AGM, pursuant to Section 113 of the Act, at cssl.investors@cybertech.com
5. The Circular dated May 12, 2020 and May 13, 2022 issued by SEBI states that owing to the difficulties involved in dispatching of physical copies of the financial statements (including Report of Board of Directors, Auditor’s report or other documents required to be attached therewith), such statements including the Notice of AGM are being sent in electronic mode to Members whose e-mail address is registered with the Company or the Depository Participant(s).

The same can also be accessed from the websites of the Stock Exchanges i.e. BSE Limited at www.bseindia.com and National Stock Exchange of India Limited at www.nseindia.com and on the website of the Company at <https://cybertech.com> and on the website of Link Intime India Private Limited at <https://instavote.linkintime.co.in>.
6. Link Intime India Pvt. Ltd will be providing facility for voting through remote e-voting, for participation in the AGM through VC / OAVM facility and e-voting during the AGM. The procedure for participating in the meeting through VC / OAVM is explained at end of the notice and is also available on the website of the Company at https://cybertech.com/investors/agm_egm_evoting.aspx
7. The Members may join the 27th AGM through VC/ OAVM Facility by following the procedure mentioned herein below in the Notice which shall be kept open for the Members from 03:45 P.M. IST i.e. 15 (fifteen) minutes before the time scheduled to start the 27th AGM and the Company may close the window for joining the VC/OAVM Facility 15 (fifteen) minutes after the scheduled time to start the 27th AGM. Members may note that the VC/ OAVM Facility, allows participation of at least 1,000 Members on a ‘first come first served’ basis. The large Shareholders (i.e. shareholders holding 2% or more), promoters, institutional investors, Directors, Key Managerial Personnel, the Chairman of the Audit Committee, Nomination and Remuneration Committee and Stakeholders Relationship Committee, auditors etc. can attend the 27th AGM without any restriction on account of ‘first come first served’ basis.
8. Voting rights shall be reckoned on the paid-up value of shares registered in the name of member/beneficial owners (in case of electronic shareholding) as on the cut-off date i.e. **Tuesday, September 20, 2022.**
9. Members holding shares in electronic form are requested to intimate immediately any change in their address or bank mandates to their Depository Participants with whom they are maintaining their demat accounts. Members holding shares in physical form are requested to advise any change of address immediately to the Company/Registrar and Share Transfer Agent, Link Intime India Private Limited.
10. In terms of the applicable provisions of the Act and Rules thereto, the Company has obtained e-mail addresses of its Members and have given an advance opportunity to every Member to register their e-mail address and changes therein from time to time with the Company for service of communications/ documents (including Notice of General Meetings, Audited Financial Statements, Boards’ Report, Auditors’ Report and all other documents) through electronic mode.



Although, the Company has given opportunity for registration of e-mail addresses and has already obtained e-mail addresses from some of its Members, Members who have not registered their E-mail address so far are requested to register their e-mail for receiving all communications including Annual Report, Notices and Circulars etc. from the Company electronically. Members can do this by updating their email addresses with their depository participants.

11. Members must quote their Folio No. /Demat Account No. and contact details such as e-mail address, contact no. etc. in all their correspondence with the Company/Registrar and Share Transfer Agent.
12. The Securities and Exchange Board of India ("SEBI") has mandated the submission of Permanent Account Number ("PAN") by every participant in securities market. Members holding shares in electronic form are, therefore, requested to submit PAN to their Depository Participants with whom they are maintaining their demat accounts. Members holding shares in physical form can submit their PAN details to the Company/ Registrar and Share Transfer Agent.
13. In terms of Section 152 of the Companies Act, 2013, Ms. Amogha Tadimety (DIN: 06952042), retires by rotation at the Meeting and being eligible, offers herself for re-appointment. Details of Director retiring by rotation as required pursuant to Regulation 36(3) of the Securities and Exchange Board of India (Listing Obligations and Disclosure Requirements) Regulations, 2015 and Secretarial Standard on General Meetings ("SS-2"), issued by the Institute of Company Secretaries of India is provided under **Note No. 33** below.
14. If the Dividend, as recommended by the Board of Directors, is approved at the AGM, payment of such dividend will be made on or before Tuesday, October 25, 2022 as under:
 - i. To all Beneficial Owners in respect of shares held in the dematerialized form as per the data as may be made available by the National Securities Depository Limited (NSDL) and the Central Depository Services (India) Limited (CDSL) as of the close of the business hours on Tuesday, September 20, 2022;
 - ii. To all Members in respect of shares held in physical form after giving effect to valid transfers in respect of transfer requests lodged with the Company on or before the close of business hours on Tuesday, September 20, 2022, whose name will appear on the Company's Register of Members on Wednesday, September 21, 2022.
 - iii. Pursuant to Finance Act 2020, dividend income will be taxable in the hands of shareholders w.e.f. April 1, 2020 and the Company is required to deduct tax at source from dividend paid to shareholders at the prescribed rates. For the prescribed rates for various categories, the shareholders are requested to refer to the Finance Act, 2020 and amendments thereof. The shareholders are requested to update their PAN with our Registrar & Share Transfer Agents Link Intime India Ltd. (in case of shares held in physical mode) and depositories (in case of shares held in demat mode).
 - iv. A Resident individual shareholder with PAN and who is not liable to pay income tax can submit a yearly declaration in Form No. 15G/15H, to avail the benefit of non-deduction of tax at source by email to rnt.helpdesk@linkintime.co.in. Shareholders are requested to note that, **in case their PAN is not registered, the tax will be deducted at a higher rate of 20%**.
 - v. Non-resident shareholders can avail beneficial rates under tax treaty between India and their country of residence, subject to providing necessary documents i.e. No Permanent Establishment and Beneficial Ownership Declaration, Tax Residency Certificate, Form 10F, any other document which may be required to avail the tax treaty benefits by sending an email to rnt.helpdesk@linkintime.co.in. The aforesaid declarations and documents need to be submitted by the shareholders.
 - vi. Shareholders are requested to send the documents related to TDS to Link Intime India Pvt. Ltd., at email ID : cssldivtax@linkintime.co.in or update the same by visiting the link <https://linkintime.co.in/formsreg/submission-of-form-15g-15h.html> on or before September 22, 2022 in order to enable the Company to determine and deduct appropriate TDS / withholding tax rate. No communication/documents on the tax determination/ deduction shall be considered post 11:59 PM (IST) of Thursday, September 22, 2022. (**kindly Refer Page No. 236 to 238 for more details**).
15. Pursuant to Section 72 of the Act, Members are entitled to make a nomination in respect of shares held by them. Members desirous of making a nomination, pursuant to the Rule 19(1) of the Companies (Share Capital and Debentures) Rules, 2014 are requested to send their requests in Form No. SH-13, to the RTA of the Company. Further, Members desirous of cancelling/varying nomination are requested to send their requests in Form ISR-3 or Form No. SH-14 as the case may be, to the RTA of the Company. These forms will be made available on request, the format of which is available on the website of the Company i.e. <https://cybertech.com/investors/KYCDematShares.aspx>.
16. SEBI vide its notification dated January 24, 2022 has mandated that all request for transfer of securities including transmission and transposition request shall be processed only in dematerialized form. Accordingly, Members are advised to dematerialize the shares held by them in physical form. Members may contact the Company or Link Intime for assistance in this regard.

17. SEBI vide its Circular No. SEBI/HO/MIRSD/MIRSDRTAMB/P/CIR/2022/8 dated January 25, 2022 has mandated the listed companies to issue securities in dematerialized form only while processing service requests viz. Issue of duplicate securities certificate; claim from unclaimed suspense account; renewal/ exchange of securities certificate; endorsement; sub-division/splitting of securities certificate; consolidation of securities certificates/folios; transmission and transposition. Accordingly, Members are requested to submit a duly filled and signed Form ISR-4, the format of which is available on the website of the Company i.e. <https://cybertech.com/investors/KYCDematShares.aspx>. and on the website of Link Intime. It may be noted that any service request can be processed only after the folio is KYC Compliant.
18. SEBI has recently mandated furnishing of Permanent Account Number (PAN), KYC details (i.e. Postal Address with pin code, email address, mobile number, bank account details) and nomination details by holders of securities. Effective from January 01, 2022, any service requests or complaints received from the Member will not be processed by RTA till the aforesaid details/documents are provided to RTA. On or after April 01, 2023, in case any of the above cited documents/details are not available in the Folio(s), RTA shall be constrained to freeze such Folio(s).
19. Members desirous of holding shares in physical form are requested to advise any change in their registered address or Bank particulars, to the Company's Registrar and Share Transfer Agent, M/s. Link Intime India Private Limited, Mumbai, quoting their folio number. Members holding shares in electronic form are requested to intimate about change of address or bank particulars to their respective Depository Participant and not to the Company. All the Members are encouraged to utilize the Electronic Clearing System (ECS) for receiving dividends.
20. In case of joint holders attending the meeting the Members whose name appears as the first holders in the order of names as per the register of Members of the Company will be entitled to vote.
21. Members desiring any information on the Accounts of the Company are requested to write to the Company at cssl.investors@cybertech.com / 022 - 4283-9200 at least 10 days in advance so as to enable the Company to keep the information ready.
22. The Register of Directors and Key Managerial Personnel and their Shareholding maintained under Section 170 of the Companies Act, 2013 and the Register of Contracts or arrangements in which Directors are interested under Section 189 of the Companies Act, 2013 and the Certificate from Auditors of the Company certifying that the ESOP Schemes of the Company are being implemented in accordance with, the Securities and Exchange Board of India (Share Based Employee Benefits) Regulations, 2014 will be available for inspection in electronic mode. Members can inspect the same by sending an e-mail to at cssl.investors@cybertech.com.
23. In all correspondence with the Company or with its Registrar & Share Transfer Agent, members are requested to quote their folio number, and in case the shares are held in dematerialized form, they must quote their Client ID Number and DPID Number.
24. Pursuant to Section 91 of the Companies Act, 2013 and Rule 10 of the Companies (Management and Administration) Rules, 2014 read with Regulation 42 of the SEBI (Listing Obligations and Disclosure Requirements) Regulations, 2015, the Register of Members and Share Transfer Books of the Company shall remain closed from September 21, 2022 to September 27, 2022 (both days inclusive) for the purpose of 27th AGM and dividend.
25. Additional information, pursuant to Regulation 36(3) of the SEBI LODR Regulations and SS-2 issued by the Institute of Company Secretaries of India, in respect of the Directors seeking appointment/re-appointment at the AGM is furnished hereunder. The Directors have furnished consent / declaration for their appointment/re-appointment as required under the Companies Act, 2013 and Rules thereunder.
26. Members may also note that the Notice of the 27th AGM and the Annual Report 2021-22 is available on the Company's website: <https://cybertech.com/Investor>
27. Transfer of unclaimed/unpaid amounts to the Investor Education and Protection Fund (IEPF):

Pursuant to Section 125 and other applicable provisions, if any, of the Companies Act, 2013, all unclaimed/unpaid dividends, remaining unclaimed/unpaid for a period of seven years from the date they became due for payment, in relation to the Company have been transferred to the IEPF established by the Central Government.

No claim shall lie against the IEPF or the Company for the amounts so transferred, nor shall any payment be made in respect of such claim.
28. Members who have not yet encashed their dividend warrant(s) pertaining to the Dividend for the Financial Year 2015-16, onwards are requested to make their claims without any delay to Company or Link Intime India Pvt. Ltd. It may be noted that the unclaimed Final Dividend for the Financial Year 2014-15 declared by the Company can be claimed by the shareholders by September 29, 2022.
29. The Investors, who have not yet encashed / claimed the Dividend, are requested to encash/claim the Dividend by corresponding with the Registrar and Share Transfer Agents and Company Secretary. Members are requested to note that dividend not claimed within seven years from the date of transfer to the Company's Unpaid Dividend Account, will in terms of Section 124 of the Companies Act, 2013, be transferred to the "Investor Education and Protection Fund"(IEPF). The details of unclaimed/unpaid dividend are placed on the website of the Company: <https://cybertech.com/investors/unclaimedShares.aspx>

30. Investors holding the shares in physical form should provide the National Electronic Clearing Service (NECS) mandate to the Company's R&TA and investors holding the shares in demat form should ensure that correct and updated particulars of their bank account are available with the Depository Participant (DP). This would facilitate in receiving direct credits of dividends, refunds etc., from Company and avoid postal delays and loss in transit. Investors must update their new bank account numbers allotted after implementation of Core Banking Solution (CBS) to the Company's R&TA in case of shares held in physical form and to the DP in case of shares held in demat form.

31. **To support the 'Green Initiative', the Members who have not registered their e-mail addresses are requested to register the same with Link Intime India Pvt. Ltd./Depositories.**

32. In compliance with Section 108 of the Act, read with Rule 20 of the Companies (Management and Administration) Rules, 2014, substituted by the Companies (Management and Administration) Amendment Rules, 2015, and Regulation 44 of the SEBI (Listing Obligations and Disclosure Requirements) Regulations, 2015, Company is pleased to provide its Members the facility to cast their votes either for or against each resolutions set forth in the Notice of the 27th AGM using electronic voting system ('remote e-voting') and e-voting (during the 27th AGM), provided by Link Intime India Private Limited ("Link Intime") and the business may be transacted through such voting.

Only those Members who will be present in the 27th AGM through VC / OAVM facility and have not cast their vote on the resolutions through remote e-voting, and are otherwise not barred from doing so, shall be eligible to vote through e-voting system during the 27th AGM.

The voting period begins on Saturday, September 24, 2022 (9.00 AM IST) and ends on Monday, September 26, 2022 (5.00 PM IST). During this period, Members holding shares either in physical or dematerialized form, as on cut-off date, i.e. as on Tuesday, September 20, 2022 may cast their votes electronically. Any person, who acquires shares of the Company and becomes a Member of the Company after dispatch of the Notice of 27th AGM and holds shares as of the cut-off date i.e. Tuesday, September 20, 2022, may obtain the login ID and password by sending a request:

rnt.helpdesk@linkintime.co.in. However, if a Member is already registered with Link Intime for e-voting, then he/she can use existing user id and password/PIN for casting the vote.

33. **Information required under Regulation 36(3) of the SEBI LODR Regulations and SS-2 with respect to the Director, seeking appointment/re-appointment is as under:**

Name of the Director	Ms. Amogha Tadimety	Ms. Angela C. Wilcox
Date of Birth	June 08, 1992	October 01, 1974
Age	30 years	47 years
Date of Appointment at current designation	September 30, 2014	September 28, 2018
Date of First appointment on the Board of the Company	September 30, 2014	February 13, 2018
Terms & Conditions of Appointment / re-appointment	Non-Executive and Non-Independent Director liable to retire by rotation.	Non-Executive and Independent Director not liable to retire by rotation.
Brief Resume of the Director	Dr. Amogha Tadimety is the Co-Founder and CEO of www.nanopathdx.com . Amogha is a leader in translational research. Her background combines deep scientific expertise in ultrasensitive biomarker detection with industry experience in life sciences consulting and venture capital.	Ms. Angela C. Wilcox is a Legal Counsel based in Chicago, USA with specialization in Trademark and Copyright. She has provided trademark and copyright counsel to her clients in areas such as brand and corporate name research, acquisition, prosecution, protection and litigation for more than 15 years. Currently she is a Partner in Vanek, Vickers & Masini, PC, Law firm based in Illinois, Chicago, USA.

Qualification	B.S.E. in Chemical and Biological Engineering Princeton University, USA	Legal Counsel, Chicago, USA
Nature of expertise/Experience	Strategy and Business Development	Legal and Litigation
No. of shares held in the Company as on date	804,320 (2.83%)	NIL
Directorships (Excluding alternate directorship, foreign companies and companies under Section 8 of the Companies Act, 2013)	NIL	NIL
Chairman/Member of the committees of the Board of Directors of the Listed Entity(s) as on March 31, 2022	Nil	NIL
Number of Board Meeting attended during the year	04	02
Inter se relationship between the Directors	Ms. Amogha Tadimety, Non-Executive and Non-Independent Director is the Daughter of Mr. Vish Tadimety, Chairman and Non-Executive Director of the Company.	NIL
Information as required pursuant to BSE Circular with ref. no. LIST/COMP/14/2018-19 and the National Stock Exchange of India Ltd with ref. no. NSE/ CML/ 2018/ 24, dated 20/06/18	Ms. Amogha Tadimety is not debarred from holding the office of Director by virtue of any SEBI order or any other such authority.	Ms. Angela C. Wilcox is not debarred from holding the office of Director by virtue of any SEBI order or any other such authority.
Skills and capabilities required for the role of Independent Directors and the manner in which the proposed person meets such requirements	N.A.	Legal and Litigation Experience in providing trademark and copyright counsel in areas such as brand and corporate name research, acquisition, prosecution, protection and litigation across various organizations.

Name of the Director	Mr. Vish Tadimety	Mr. Steven Jeske
Date of Birth	October 05, 1962	December 09, 1952
Age	59 years	69 years
Date of Appointment at current designation	May 23, 1995	September 30, 2008
Date of First appointment on the Board of the Company	May 23, 1995	December 22, 2007
Terms & Conditions of Appointment / re-appointment	Chairman and Non-Executive Promoter Director liable to retire by rotation.	Non-Executive and Non-Independent Director liable to retire by rotation.



Brief Resume of the Director	Mr. Vish Tadimety is the Chairman and co-founder of CyberTech. He has successfully founded several companies including CyberTech Europe, Corliant and Spatialitics, LLC. In 2000, He along with Steve Jeske co-founded Corliant Inc. with seed Capital from Cisco Systems, Great Hill Partners and JMI Equity. Corliant designed next generation IP networks for telecom and enterprise clients. Corliant was acquired by Accenture and he was the Global Managing Director of Accenture Cisco Solutions Unit. He has extensive experience as a IT turnaround specialist; and in raising capital from public markets, strategic investors and venture funds. He holds an advanced degree in Electrical Engineering from the Indian Institute of Technology, Madras, India and has completed Columbia Business School Executive education program in Management Essentials.	Mr. Steven Jeske is a serial entrepreneur having been involved in the formation, financing and growth of several high profile start-ups. He is a CPA, former manager at PWC and holds an undergraduate degree in accounting from the University of Illinois and a Masters of Business Administration degree from the University of Chicago. He has been involved in strategy and financing decisions, including building several promising technology practice areas such as Internet working and Geo-spatial Solutions to substantial size and scale.
Qualification	M. Tech from Indian Institute of Technology-Madras.	Certified public accountant from (AICPA), undergraduate degree in accounting from the University of Illinois and a Masters of Business Administration degree from the University of Chicago.
Nature of expertise /Experience	Technical knowhow, operations, Strategy, Finance and Business Development.	Strategy, Finance, Operations and Business Development.
No. of shares held in the Company as on date	4,387,189 (15.46%)	2,281,433 (8.04%)
Directorships (Excluding alternate directorship, foreign companies and companies under Section 8 of the Companies Act, 2013)	CyberTech Systems & Software Ltd.	CyberTech Systems & Software Ltd.
Chairman/Member of the committees of the Board of Directors of the Listed Entity(s) as on March 31, 2022	<u>CyberTech Systems & Software Ltd.</u> Member of Nomination & Remuneration Committee and Corporate Social Responsibility Committee.	NIL
Number of Board Meeting attended during the year	04	04
Inter se relationship between the Directors	Amogha Tadimety, Non-Executive and Non-Independent Director is the Daughter of Mr. Vish Tadimety, Chairman and Non-Executive Promoter Director of the Company.	NIL
Information as required pursuant to BSE Circular with ref. no. LIST/COMP/14/2018-19 and the National Stock Exchange of India Ltd with ref. no. NSE/ CML/ 2018/ 24, dated 20/06/18	Mr. Vish Tadimety is not debarred from holding the office of Director by virtue of any SEBI order or any other such authority.	Mr. Steven Jeske is not debarred from holding the office of Director by virtue of any SEBI order or any other such authority.

34. M/s. Bagaria & Co. LLP, Chartered Accountants, (Firm Registration No.: 113447W) were appointed as the Statutory Auditors of the Company to hold office from the conclusion of 22nd AGM till the conclusion of this AGM. M/s. Lodha & Co., Chartered Accountants, (Firm Registration No.: 301051E) have been appointed as the Statutory Auditors of the Company in place of the outgoing Statutory Auditors viz., M/s. Bagaria & Co. LLP, Chartered Accountants, for a period of 5 (Five) consecutive years, starting from the conclusion of this AGM till the conclusion of 32nd AGM, to be held in the year 2027.

35. **Shareholders are requested to go through the following instructions carefully to attend and vote at the AGM held through VC :**

- A. Instructions for remote e-voting
- B. Procedure for AGM through (VC) InstaMeet
- C. Instructions for Shareholders/ Members to Vote during the AGM through InstaMeet
- D. Instructions for Shareholders/ Members to Speak during the AGM through InstaMeet

A. INSTRUCTIONS FOR REMOTE E-VOTING

Pursuant to SEBI Circular No. SEBI/HO/CFD/CMD/CIR/P/2020/242 dated December 09, 2020 e-voting process has been enabled to all the individual demat account holders, by way of single login credential, through their demat accounts/websites of Depositories/Depository Participants to increase the efficiency of the voting process. Individual demat account holders would be able to cast their vote without having to register again with the e-voting service provider ('ESP') thereby not only facilitating seamless authentication but also ease and convenience of participating in e-voting process. Members are advised to update their mobile number and e-mail id with their DPs to access e-voting facility.

Login method for Individual shareholders holding securities in demat mode/ physical mode is given below:

Type of shareholders	Login Method
<p>Individual Members holding securities in demat mode with NSDL</p>	<ul style="list-style-type: none"> ● If you are already registered for NSDL IDeAS facility, please visit the e-Services website of NSDL. Open web browser by typing the following URL: https://eservices.nsdl.com either on a Personal Computer or on a mobile. Once the home page of e-Services is launched, click on the "Beneficial Owner" icon under "Login" which is available under 'IDeAS' section. A new screen will open. You will have to enter your User ID and Password. ● After successful authentication, you will be able to see e-Voting services. Click on "Access to e-Voting" under e-Voting services and you will be able to see e-Voting page. Click on company name or e-Voting service provider name and you will be re-directed to e-Voting service provider website for casting your vote during the remote e-Voting period or joining virtual meeting & voting during the meeting. ● If the user is not registered for IDeAS e-Services, option to register is available at: https://eservices.nsdl.com/ Select "Register Online for IDeAS" Portal or click at: https://eservices.nsdl.com/SecureWeb/IdeasDirectReg.jsp ● Visit the e-Voting website of NSDL. Open web browser by typing the following URL: https://eservices.nsdl.com/ either on a Personal Computer or on a mobile. Once the home page of e-Voting system is launched, click on the icon "Login" which is available under 'Shareholder/ Member' section. A new screen will open. You will have to enter your User ID (i.e. your sixteen digit demat account number hold with NSDL), Password/OTP and a Verification Code as shown on the screen. After successful authentication, you will be redirected to NSDL Depository site wherein you can see e-Voting page. Click on company name or e-Voting service provider name and you will be redirected to e-Voting service provider website for casting your vote during the remote e-Voting period or joining virtual meeting & voting during the meeting.



<p>Individual Members holding securities in demat mode with CDSL</p>	<ul style="list-style-type: none"> Existing user of who have opted for Easi / Easiest, they can login through their user id and password. Option will be made available to reach e-Voting page without any further authentication. The URL for users to login to Easi / Easiest are https://web.cdslindia.com/myeasi/home/login or www.cdslindia.com and click on New System Myeasi. After successful login of Easi / Easiest the user will be also able to see the E Voting Menu. The Menu will have links of e-Voting service provider i.e. NSDL, KARVY, LINKINTIME, CDSL. Click on e-Voting service provider name to cast your vote. If the user is not registered for Easi/Easiest, option to register is available at: https://web.cdslindia.com/myeasi/Registration/EasiRegistration Alternatively, the user can directly access e-Voting page by providing demat Account Number and PAN No. from a link in www.cdslindia.com home page. The system will authenticate the user by sending OTP on registered Mobile & Email as recorded in the demat Account. After successful authentication, user will be provided links for the respective ESP where the E Voting is in progress.
<p>Individual Members (holding securities in demat mode) & login through their depository participants</p>	<ul style="list-style-type: none"> You can also login using the login credentials of your demat account through your Depository Participant registered with NSDL/CDSL for e-Voting facility. Once login, you will be able to see e-Voting option. Once you click on e-Voting option, you will be redirected to NSDL/CDSL Depository site after successful authentication, wherein you can see e-Voting feature. Click on company name or e-Voting service provider name and you will be redirected to e-Voting service provider website for casting your vote during the remote e-Voting period or joining virtual meeting & voting during the meeting.
<p>Individual Members holding securities in Physical mode & evoting service Provider is LINKINTIME.</p>	<ol style="list-style-type: none"> Open the internet browser and launch the URL: https://instavote.linkintime.co.in <ul style="list-style-type: none"> Click on “Sign Up” under ‘SHARE HOLDER’ tab and register with your following details: - <ol style="list-style-type: none"> User ID: Shareholders/ members holding shares in physical form shall provide Event No + Folio Number registered with the Company. PAN: Enter your 10-digit Permanent Account Number (PAN) (Members who have not updated their PAN with the Depository Participant (DP)/ Company shall use the sequence number provided to you, if applicable. DOB/DOI: Enter the Date of Birth (DOB) / Date of Incorporation (DOI) (As recorded with your DP / Company - in DD/MM/YYYY format) Bank Account Number: Enter your Bank Account Number (last four digits), as recorded with your DP/Company. <ul style="list-style-type: none"> Shareholders/ members holding shares in physical form but have not recorded ‘C’ and ‘D’, shall provide their Folio number in ‘D’ above Set the password of your choice (The password should contain minimum 8 characters, at least one special Character (@!#\$%&*), at least one numeral, at least one alphabet and at least one capital letter). Click “confirm” (Your password is now generated). Click on ‘Login’ under ‘SHARE HOLDER’ tab. Enter your User ID, Password and Image Verification (CAPTCHA) Code and click on ‘Submit’. After successful login, you will be able to see the notification for e-voting. Select ‘View’ icon. E-voting page will appear. Refer the Resolution description and cast your vote by selecting your desired option ‘Favour / Against’ (If you wish to view the entire Resolution details, click on the ‘View Resolution’ file link). After selecting the desired option i.e. Favour / Against, click on ‘Submit’. A confirmation box will be displayed. If you wish to confirm your vote, click on ‘Yes’, else to change your vote, click on ‘No’ and accordingly modify your vote.

Institutional shareholders:

Institutional shareholders (i.e. other than Individuals, HUF, NRI etc.) and Custodians are required to log on the e-voting system of LIPL at: <https://instavote.linkintime.co.in/Home/Contactus> and register themselves as ‘**Custodian / Mutual Fund / Corporate Body**’. They are also required to upload a scanned certified true copy of the board resolution /authority letter/power of attorney etc. together with attested specimen signature of the duly authorised representative(s) in PDF format in the ‘**Custodian / Mutual Fund / Corporate Body**’ login for the Scrutinizer to verify the same.

Individual Shareholders holding securities in Physical mode & evoting service Provider is LINKINTIME, have forgotten the password:

- o Click on ‘**Login**’ under ‘**SHARE HOLDER**’ tab and further Click ‘**forgot password?**’
- o Enter **User ID**, select **Mode** and Enter Image Verification (CAPTCHA) Code and Click on ‘**Submit**’.
 - In case shareholders/ members is having valid email address, Password will be sent to his / her registered e-mail address.
 - Shareholders/ members can set the password of his/her choice by providing the information about the particulars of the Security Question and Answer, PAN, DOB/DOI, Bank Account Number (last four digits) etc. as mentioned above.
 - The password should contain minimum 8 characters, at least one special character (@!#\$%&*), at least one numeral, at least one alphabet and at least one capital letter.

Individual Shareholders holding securities in demat mode with NSDL/ CDSL have forgotten the password:

- Shareholders/ members who are unable to retrieve User ID/ Password are advised to use Forget User ID and Forget Password option available at abovementioned depository/ depository participants website.
- It is strongly recommended not to share your password with any other person and take utmost care to keep your password confidential.
- For shareholders/ members holding shares in physical form, the details can be used only for voting on the resolutions contained in this Notice.
- During the voting period, shareholders/ members can login any number of time till they have voted on the resolution(s) for a particular “Event”.

Helpdesk for Individual Shareholders holding securities in demat mode:

In case shareholders/ members holding securities in demat mode have any technical issues related to login through Depository i.e. NSDL/ CDSL, they may contact the respective helpdesk given below:

Login type	Helpdesk details
Individual Members holding securities in demat mode with NSDL	Members facing any technical issue in login can contact NSDL helpdesk by sending a request at evoting@nsdl.co.in or call at toll free no.: 1800 1020 990 and 1800 22 44 30.
Individual Members holding securities in demat mode with CDSL	Members facing any technical issue in login can contact CDSL helpdesk by sending a request at helpdesk.evoting@cdslindia.com or contact at 022- 23058738 or 22-23058542-43.

Helpdesk for Individual Shareholders holding securities in physical mode/ Institutional shareholders & e-voting service Provider is LINKINTIME

In case shareholders/ members holding securities in physical mode/ Institutional shareholders have any queries regarding e-voting, they may refer the **Frequently Asked Questions (‘FAQs’) and InstaVote e-Voting manual** available at <https://instavote.linkintime.co.in>, under Help section or send an email to enotices@linkintime.co.in or contact on: - Tel: 022 –4918 6000.

B. PROCEDURE FOR ANNUAL GENERAL MEETING THROUGH (VC) INSTAMEET:

Open the internet browser and launch the URL: <https://instameet.linkintime.co.in>

▶ Select the “**Company**” and ‘**Event Date**’ and register with your following details: -

A. Demat Account No. or Folio No: Enter your 16 digit Demat Account No. or Folio No

- Shareholders/ members holding shares in **CDSL demat account shall provide 16 Digit Beneficiary ID**
- Shareholders/ members holding shares in **NSDL demat account shall provide 8 Character DP ID followed by 8 Digit Client ID**
- Shareholders/ members holding shares in **physical form shall provide Folio Number** registered with the Company

B. PAN: Enter your 10-digit Permanent Account Number (PAN) (Members who have not updated their PAN with the Depository Participant (DP)/ Company shall use the sequence number provided to you, if applicable.

C. Mobile No.: Enter your mobile number.

D. Email ID: Enter your email id, as recorded with your DP/Company.

▶ Click “Go to Meeting” (You are now registered for InstaMeet and your attendance is marked for the meeting).

Please read the instructions carefully and participate in the meeting. You may also call upon the InstaMeet Support Desk for any support on the dedicated number provided to you in the instruction.

C. INSTRUCTIONS FOR SHAREHOLDERS/ MEMBERS TO VOTE DURING THE ANNUAL GENERAL MEETING THROUGH INSTAMEET:

Once the electronic voting is activated by the scrutinizer/ moderator during the meeting, shareholders/ members who have not exercised their vote through the remote e-voting can cast the vote as under:

1. On the Shareholders VC page, click on the link for e-Voting “Cast your vote”
2. Enter your 16 digit Demat Account No. / Folio No. and OTP (received on the registered mobile number/ registered email Id) received during registration for InstaMEET and click on ‘Submit’.
3. After successful login, you will see “Resolution Description” and against the same the option “Favour/ Against” for voting.
4. Cast your vote by selecting appropriate option i.e. “Favour/Against” as desired. Enter the number of shares (which represents no. of votes) as on the cut-off date under ‘Favour/against’.
5. After selecting the appropriate option i.e. Favour/Against as desired and you have decided to vote, click on “Save”. A confirmation box will be displayed. If you wish to confirm your vote, click on “Confirm”, else to change your vote, click on “Back” and accordingly modify your vote.
6. Once you confirm your vote on the resolution, you will not be allowed to modify or change your vote subsequently.

Note:

Shareholders/ Members, who will be present in the AGM through InstaMeet facility and have not casted their vote on the Resolutions through remote e-Voting and are otherwise not barred from doing so, shall be eligible to vote through e-Voting facility during the meeting. Shareholders/ Members who have voted through Remote e-Voting prior to the Annual General Meeting will be eligible to attend/ participate in the Annual General Meeting through InstaMeet. However, they will not be eligible to vote again during the meeting.

Shareholders/ Members are encouraged to join the Meeting through Tablets/ Laptops connected through broadband for better experience.

Shareholders/ Members are required to use Internet with a good speed (preferably 2 MBPS download stream) to avoid any disturbance during the meeting.

Please note that Shareholders/ Members connecting from Mobile Devices or Tablets or through Laptops connecting via Mobile Hotspot may experience Audio/Visual loss due to fluctuation in their network. It is therefore recommended to use stable Wi-Fi or LAN connection to mitigate any kind of aforesaid glitches.

In case shareholders/ members have any queries regarding login/ e-voting, they may send an email to instameet@linkintime.co.in or contact on: -
Tel: 022-49186175.

D. INSTRUCTIONS FOR SHAREHOLDERS/ MEMBERS TO SPEAK DURING THE ANNUAL GENERAL MEETING THROUGH (VC) INSTAMEET:

1. Members who would like to express their views or ask questions during the AGM may register themselves as a speaker by sending their request from their registered email address mentioning their name, DP ID and Client ID/ folio number, PAN, mobile number at: cssl.investors@cybertech.com from September 21, 2022 (9:00 a.m. IST) to September 25, 2022 (5:00 p.m. IST). Those Members who have registered themselves as a speaker will only be allowed to express their views/ ask questions during the AGM. The Company will select the speakers on first come first serve basis. The Company reserves the right to restrict the number of speakers depending on the availability of time for the AGM.
2. Shareholders will get confirmation on first cum first basis depending upon the provision made by the Company.
3. Shareholders will receive "speaking serial number" once they mark attendance for the meeting.
4. Shareholders are requested to speak only when moderator of the meeting/ management will announce the name and serial number for speaking.

**By Order of the Board of Directors of
CyberTech Systems and Software Limited**

**Sd/-
Sarita Leelaramani**
Company Secretary and Compliance Officer
Membership No. A35587

Place : Thane

Date : July 20, 2022

Registered Office:

CyberTech House, Plot No. B-63/64/65,
Road No. 21/34, J.B. Sawant Marg, MIDC,
Wagle Estate, Thane (W) – 400 604

CIN: L72100MH1995PLC084788

Tel: +91 22-4283-9200 Fax: +91-22-4283-9236

Website: <https://cybertech.com>

E-mail: cssl.investors@cybertech.com

Explanatory Statement pursuant to Section 102(1) of the Companies Act, 2013 setting out material facts in respect of Special Business to be transacted at the AGM.

Item No. 5

The Members of the Company at the Twenty Fourth (24th) Annual General Meeting (AGM) held on September 27, 2019, approved for holding the office or place of profit by Mr. Vish Tadimety, in CyberTech Systems and Software Inc. U.S.A., the wholly owned subsidiary of the Company, for a period of 3 (three) years at a remuneration not exceeding US\$ 400,000 per annum.

Our US-based business continued to grow, the Company's strategy, focused on enterprise cloud transformation, is showing great results. This is primarily attributed to the contributions made by Mr. Vish Tadimety, as Director, hence his longer association with the Company is much needed.

In order to retain his services your Directors have approved the continuation of his employment with CyberTech Systems and Software Inc. U.S.A., as the Director at a remuneration of US\$ 400,000 per annum payable on a monthly/ annual basis, effective from October 01, 2022.

Mr. Vish Tadimety is the Promoter and Director of the Company, hence the continuation of his appointment in the wholly owned Subsidiary will deemed to be holding of office or place of profit by a Related Party within the meaning of Section 188 of the Companies Act, 2013, read with Section 2(76) and the Rules made thereunder, and accordingly the approval of the members by an Ordinary Resolution is being sought in terms of the requirements under the Act and the Rules made thereunder.

The continuation of his appointment at a remuneration not exceeding US\$ 400,000 per annum is duly recommended by the Audit Committee and Nomination and Remuneration Committee at their meeting held on July 20, 2022, subject to the approval of the members of the Company.

The particulars of the transaction pursuant to Explanation 3 to Rule 15 of Companies (Meeting of Board and its Powers) Rules, 2014 are as under:

Name of the Related Party and Shares held on an date:	Mr. Vish Tadimety (43,87,189 shares)
Name of the director or Key Managerial personnel who is related and Shares held on an date:	Ms. Amogha Tadimety (8,04,320 shares)
Nature of relationship:	Ms. Amogha Tadimety is daughter of Mr. Vish Tadimety
Remuneration:	Not exceeding US\$ 400,000 per annum
Nature, material terms and particulars of the arrangement:	Payment of remuneration to Mr. Vish Tadimety for services to be rendered in his capacity as a Director in the Company's subsidiary 'CyberTech Systems and Software Inc. U.S.A.,' for a period of 3 (three) years with effect from October 01, 2022.
Duration of the contract:	Three (3) years - October 2022 to September 2025

Details required under Regulation 36 of the SEBI (Listing Obligations and Disclosure Requirements) Regulations, 2015 and Secretarial Standard 2 (SS-2) with respect to the Director is provided under the notes at Sr. No. 33.

A copy of each of the documents referred to in the accompanying Explanatory Statement is open for inspection at the Registered Office of the Company on all working days except Saturday and Sunday, between 11.00 a.m. and 1.00 p.m. upto date of AGM.

None of the Directors/ Key Managerial Personnel of the Company except Mr. Vish Tadimety, Ms. Amogha Tadimety (Daughter) and his relatives are in any way, concerned or interested, financially or otherwise, in the said Resolution set out at Item No. 5 of the Notice except to the extent of shareholding in the Company.

Mr. Vish Tadimety, Chairman and his relatives, being interested will not participate in passing of the resolution which is proposed as an Ordinary Resolution.

Item No. 6

The Members of the Company at the Twenty Fourth (24th) Annual General Meeting (AGM) held on September 27, 2019, approved for holding the office or place of profit by Mr. Steven Jeske, in CyberTech Systems and Software Inc. U.S.A., the wholly owned subsidiary of the Company, for a period of 3 (three) years at a remuneration not exceeding US\$ 300,000 per annum.

Our US-based business continued to grow, the Company's strategy, focused on enterprise cloud transformation, is showing great results. This is attributed to the contributions made by Mr. Steven Jeske, as Director, hence his longer association with the Company is much needed.

In order to retain his services, your Directors have approved the continuation of his employment as a Director with CyberTech Systems and Software Inc. U.S.A., at a remuneration of US\$ 300,000 per annum payable on a monthly/ annual basis, effective from October 01, 2022.

Mr. Steven Jeske is on the Board of Directors of the Company, hence the continuation of his appointment in the wholly owned Subsidiary will deemed to be holding of office or place of profit by a Related Party within the meaning of Section 188 of the Companies Act, 2013, read with Section 2(76) and the Rules made thereunder, and accordingly the approval of the members by an Ordinary Resolution is being sought in terms of the requirements under the Act and the Rules made thereunder.

The continuation of his appointment at a remuneration not exceeding US\$ 300,000 per annum is duly recommended by the Audit Committee and Nomination and Remuneration Committee at their meeting held on July 20, 2022, subject to the approval of the members of the Company.

The particulars of the transaction pursuant to Explanation 3 to Rule 15 of Companies (Meeting of Board and its Powers) Rules, 2014 are as under:

Name of the Related Party and Shares held on an date:	Mr. Steven Jeske (22,81,433 shares)
Name of the director or Key Managerial personnel who is related and Shares held on an date:	NIL
Nature of relationship:	N.A.
Remuneration:	Not exceeding US\$ 300,000 per annum
Nature, material terms and particulars of the arrangement:	Payment of remuneration to Mr. Steven Jeske for services to be rendered in his capacity as a Director in the Company's subsidiary 'CyberTech Systems and Software Inc. U.S.A.,' for a period of 3 (three) years with effect from October 01, 2022
Duration of the contract:	Three (3) years - October 2022 to September 2025

Details required under Regulation 36 of the SEBI (Listing Obligations and Disclosure Requirements) Regulations, 2015 and Secretarial Standard 2 (SS-2) with respect to the Director is provided under the notes at Sr. No. 33.

A copy of each of the documents referred to in the accompanying Explanatory Statement is open for inspection at the Registered Office of the Company on all working days except Saturday and Sunday, between 11.00 a.m. and 1.00 p.m. upto date of AGM.

None of the Directors/ Key Managerial Personnel / their relatives of the Company except Mr. Steven Jeske and his relatives are in any way, concerned or interested, financially or otherwise, in the said Resolution set out at Item No. 6 of the Notice except to the extent of shareholding in the Company.

Mr. Steven Jeske, being an Interested Director, will not participate in passing of the resolution which is proposed as an Ordinary Resolution.

Item No. 7

The Board of Directors had appointed Ms. Angela C. Wilcox (DIN: 08068715), as an Additional Director (Non-Executive and Independent) of the Company with effect from February 13, 2018, on the recommendation of the Nomination and Remuneration Committee.

Further, the Members at the AGM held on September 28, 2018 appointed Ms. Angela C. Wilcox as an Independent Director to hold office for a term of 5 (five) years. Accordingly, the tenure of Ms. Angela C. Wilcox, as an Independent Director will lapse on February 12, 2023.

In terms of provisions of Regulation 25 of the SEBI (Listing Obligations and Disclosure Requirements) Regulations, 2015 and Section 149 of the Companies Act, 2013, an Independent Director shall hold office for a term up to 5 (five) consecutive years on the Board of a Company, but shall be eligible for re-appointment on passing of a special resolution by the Shareholders of the Company and disclosure of such re-appointment in the Board's report.

Ms. Angela C. Wilcox has given a declaration to the Board that she meets the criteria of independence as provided in Section 149(6) of the Companies Act, 2013 and Regulation 16 SEBI (Listing Obligations and Disclosure Requirements) Regulations, 2015. The Company has also received from Ms. Angela C. Wilcox the consent in writing to act as Director, intimation that she is not disqualified under section 164(2) of the Companies Act, 2013 and a declaration to the effect that she is not debarred from holding the office of Director pursuant to any Order issued by the Securities and Exchange Board of India (SEBI).

After taking into account the performance evaluation, during her first term of five years and considering the knowledge, expertise and experience in respective fields and the substantial contribution made by Ms. Angela C. Wilcox during her tenure as an Independent Director, the Nomination and Remuneration Committee at its meeting held on July 20, 2022 has considered, approved and recommended to the Board of Directors for their approval, the re-appointment of Ms. Angela C. Wilcox as an Independent Directors for a second term of (five) consecutive years with effect from February 13, 2023.

The Board of Directors at its meeting held on July 20, 2022 has approved the proposal for re-appointment of Ms. Angela C. Wilcox as an Independent Director for a second term of 5 (five) consecutive years with effect from February 13, 2023.

In line with the aforesaid provisions of the Companies Act, 2013 and in view of long, rich experience, continued valuable guidance to the management and strong Board performance of Ms. Angela C. Wilcox, the Shareholders are requested to approve the re-appointment of Ms. Angela C. Wilcox as an Independent Directors for a second term of 5 (five) consecutive years with effect from February 13, 2023, by way of Special Resolution in terms of the requirements under the Act and the Rules made thereunder.

Details required under Regulation 36 of the SEBI (Listing Obligations and Disclosure Requirements) Regulations, 2015 and Secretarial Standard 2 (SS-2) with respect to the Director is provided under the notes at Sr. No. 33.

A copy of each of the documents referred to in the accompanying Explanatory Statement is open for inspection at the Registered Office of the Company on all working days except Saturday and Sunday, between 11.00 a.m. and 01.00 p.m. upto date of AGM.

None of the Directors/ Key Managerial Personnel / their relatives of the Company except Ms. Angela C. Wilcox and her relatives are in any way, concerned or interested, financially or otherwise, in the said Resolution set out at Item No. 7 of the Notice except to the extent of shareholding in the Company, if any.

The Board of Directors of your Company recommends the resolution as set out under Item No. 7, for the approval of the shareholders of the Company, to be passed as a Special Resolution.

**By Order of the Board of Directors of
CyberTech Systems and Software Limited**

**sd/-
Sarita Leelaramani**
Company Secretary and Compliance Officer
Membership No. A35587

Place : Thane

Date : July 20, 2022

Registered Office:

CyberTech House, Plot No. B-63/64/65
Road No. 21/34, J.B. Sawant Marg, MIDC
Wagle Estate, Thane (W) – 400 604

CIN: L72100MH1995PLC084788

Tel: +91 22-4283-9200 | Fax: +91-22-4283-9236

Website: <https://cybertech.com>

E-mail: cssl.investors@cybertech.com

BOARD'S REPORT

To
The Members of CyberTech Systems and Software Limited

Your Directors have pleasure in presenting the 27th Annual Report on the business and operations of your Company together with the Audited Financial Statements and the Auditors' Report for the Financial Year ended March 31, 2022.

FINANCIAL RESULTS:

The financial performance of your Company for the year ended March 31, 2022 is summarized below: -

(₹in Millions)

Particulars	Consolidated		Standalone	
	2021-22	2020-21	2021-22	2020-21
Gross Revenue	1,487.64	1,247.85	853.35	733.14
Profit before Interest & Depreciation	380.00	297.20	192.61	159.33
Finance costs	1.87	3.50	1.25	2.40
Depreciation	77.53	66.70	62.58	56.28
Profit before tax	300.59	227.00	128.78	100.66
Tax Expense	73.48	(13.88)	33.09	(56.25)
Profit after tax	227.11	240.88	95.69	156.91
Other comprehensive income (net of taxes)	11.27	(10.01)	(3.57)	(3.29)
Total comprehensive income for the year	238.37	230.87	92.12	153.62

FINANCIAL PERFORMANCE OVERVIEW

CyberTech Consolidated Financial Performance:

- The Company registered total income of ₹1,487.6 million for the year ended March 31, 2022 as compared to ₹1,247.8 million for the year ended March 31, 2021, reflecting a growth of 19.2%.
- Operating revenue for the year under review was ₹1,388.5 million as compared to ₹1,178.2 million in the previous year, reflecting a growth of 17.9%.
- The Company reported EBITDA of ₹380 million (25.5% of total revenue) for the year ended March 31, 2022 as compared to ₹297.2 million for the year ended March 31, 2021, reflecting a growth of 27.9%.
- EBITDA Margin for the year under review was 25.5% as compared to 23.8% in the previous year, reflecting a growth of 174 bps.
- The Company earned a net income of ₹227.1 million for the year ended March 31, 2022 as compared to net income of ₹240.9 million (including one time exceptional gain of ₹80.9 million arising out of settlement of past tax litigations) for the year ended March 31, 2021. This growth can be attributed to growth in US business which constitutes 93% of our revenue.
- Our Company reported a Comprehensive income of ₹238.37 million for the year under review as compared to ₹230.87 million in the previous year, reflecting an increase of 3.25%.

CyberTech Standalone Financial Performance:

- The Company registered total revenue of ₹853.35 million for the year ended March 31, 2022 as compared to ₹733.14 million for the year ended March 31, 2021, reflecting an increase of 16.4%.
- Operating revenue for the year under review was ₹792.22 million as compared to ₹678.04 million in the previous year, reflecting an increase of 16.84%.
- We continue to have a strong balance sheet with reliable long term profit streams and no debt.
- Our US-based business continued to grow, which can be primarily attributed to deal wins from both new and existing customers.

DIVIDEND AND RESERVES

Your Directors are pleased to recommend a dividend @ 15% (₹1.5 per Equity Share of ₹10/- each) for the Financial Year 2021-22, subject to the approval of shareholders at the ensuing Annual General Meeting. If approved, the total dividend payout for the year under review will be 15% amounting to ₹42.26 Million.

No amount was transferred to General Reserves for the year under review.

CONSOLIDATED FINANCIAL STATEMENTS

Our Company has adopted and implemented Indian Accounting Standards ("Ind AS"), in accordance with Companies (Indian Accounting Standards) Rules, 2015 with effect from April 01, 2017 as prescribed by Ministry of Corporate Affairs, Government of India vide circular dated February 16, 2015.

The consolidated financial statements of the Company, including its wholly owned US subsidiaries are prepared in accordance with Ind AS 110 (Consolidation of Accounts) as prescribed by the Institute of Chartered Accountants of India and in compliance with the terms of the SEBI (Listing Obligations and Disclosure Requirements) Regulations, 2015 [SEBI (LODR), Regulations, 2015], as amended from time to time. Together, these comprise part of the Annual Report and Accounts. The summarized consolidated results are given alongside the financial results of your Company.

WHOLLY OWNED SUBSIDIARIES IN USA

The Company owns 100% interest in CyberTech Systems and Software Inc., USA (CSSI), and Spatialitics LLC, USA, the results of subsidiaries are consolidated herein.

The Statement in Form AOC-1 containing salient features of the financial statements of Company's Subsidiaries is attached as **Annexure I** to the financial statements of the Company.

BUSINESS OPERATIONS OVERVIEW

Our Company recognized strong full year 2022 results, where our revenue grew by 19% to ₹1,488 million for the year and EBITDA grew by 28% to ₹380 million. This was driven by the continuously growing market demand for cloud transformation. We saw remarkable progress across our three strategic growth areas – SAP Cloud, Esri Cloud and Spatialitics Cloud. This reinforces the relevance of our offerings and capabilities in the market to deliver value for clients.

Our overall Profit After Tax was ₹227 million. Our partnership with SAP continued to strengthen over the year as we continued our association with the SAP Migration Factory on a number of HANA Migration initiatives with clients from different parts of the world.

We also added a new logo to our SAP Cloud clientele delivering a SuccessFactors implementation. This is a testimonial of our deep expertise in next-gen SAP cloud solutions. Our Managed ArcGIS Cloud Services continued to maintain their growth momentum. Our focus on this area and go to market penetration with our partners remains unabated.

The year was a significant one for Spatialitics. Orbis Research has positioned GeoShield in the Leaders quadrant in their latest release of the Global Law Enforcement Software Market Report for 2021. This is a proud moment for the company and a recognition of the unique capabilities that GeoShield offers. We have added several new logos to our Spatialitics GeoShield Real-Time client base during the year. We also added an additional large water utility company to our Spatialitics Utilities clientele in the financial year using our Unity data connector product line. All these customers have a fairly large enterprise lifecycle value, which is the hallmark of any Spatialitics deal. These deals will translate into a long-term recurring revenue stream for the company.

We participated in several leading forums and events (including Esri User Conference, Esri IMGIS, AWWA ACE, SAP Sapphire, SAP for Utilities, etc.) during the year to showcase our offerings. Your Company continues to see increased adoption for secure and complaint cloud and digital infrastructure. CyberTech is the partner in digitalization journey; and our unparalleled expertise in geospatial engineering, cloud transformation and cybersecurity. Our close partnership with Esri, including our becoming the 1st ArcGIS Cloud Service Specialty designation awardee made a difference.

The United States continued to be the major revenue contributor with a contribution of 93% towards operating revenue while 7% accounted for India. We are proud to have been a Gold Sponsor for the Esri Infrastructure Management and GIS (IMGIS) Conference this year.

Our CyberTech colleagues are responsible for achieving these results in such an uncertain year. We believe that human capital is the greatest asset, and we will continue to take measures to attract, nurture and retain talent.

SHARE CAPITAL

During the year under review, the Company has issued and allotted 5,75,200 Equity Shares under Employee Stock Option Scheme (ESOP) to the employees of the Company and its subsidiary company. As a result of the above allotment, the paid-up Share capital of the Company increased from ₹275,990,930/- comprising of 27,599,093 Equity Shares of ₹10/- each as on March 31, 2021 to ₹281,742,930/- comprising of 28,174,293 Equity Shares of ₹10/- each as on March 31, 2022. The said allotment resulted in increase of Securities Premium account of the Company by ₹17.48 lakhs.

The Board of Directors at their meeting held on May 04, 2022 during FY 2022-23 allotted 199,800 equity shares to the employees on exercise of their employee stock options under ESOP Scheme of the Company. Post this allotment, paid-up share capital of the Company increased to ₹283,740,930/- (2,83,74,093 Equity Shares of ₹10 each).

During the year under review, the Company has not issued any shares with differential rights as to voting, dividend or otherwise, or by way of sweat equity shares or right issue. Further, the Company has not granted any stock options during the year.

DEPOSITS

The Company has not accepted or renewed any amount falling within the purview of provisions of Section 73 of the Companies Act, 2013 read with the Companies (Acceptance of Deposit) Rules, 2014 during the year under review. Hence, the requirement for furnishing of details relating to deposits covered under Chapter V of the Act or the details of deposits which are not in compliance with the Chapter V of the Act is not applicable.

PARTICULARS OF CONTRACTS OR ARRANGEMENTS MADE WITH RELATED PARTIES

All transactions entered into with the Related Parties in terms of Section 2(76) and Section 188 of the Companies Act, 2013, Rules issued thereunder read with Regulation 2(zb), Regulation 2(zc) and Regulation 23 of the SEBI (LODR) Regulations, 2015, during the Financial Year were in the nature exempted, being transactions between the Company and its 100% Subsidiaries or in accordance with the approval obtained from the Members of the Company, as the case may be. During the Financial Year 2021-22, the Company did not enter into materially significant transactions with Promoters, Key Managerial Personnel or other related parties. The details of the related party transactions as required under Ind AS-24 are set out in Note No. 34 to the consolidated financial statements forming part of this Annual Report and disclosed vide Form AOC-2, which has been appended as **Annexure II**, pursuant to Section 134(3)(h) of the Companies Act, 2013 and rules made thereunder.

The policy on Related Party Transactions as approved by the Board is uploaded on the Company's website and can be accessed at:

<https://cybertech.com/Investor> The policy on Related Party Transactions is reviewed at regular intervals in accordance with Regulation 23 of the SEBI (LODR), Regulations, 2015.

PARTICULARS OF LOANS GIVEN, INVESTMENTS MADE, GUARANTEE GIVEN AND SECURITIES PROVIDED UNDER SECTION 186 OF THE COMPANIES ACT, 2013

The Company has not granted any loan, guarantee or provided securities to any person. The Company has not made any investment, other than in its wholly owned subsidiaries. The details of which are given in the Notes to Financial Statements.

RISK MANAGEMENT

Your Company recognizes that risk is an integral part of any business and is committed to manage the risk in a proactive and efficient manner. Your Company has Risk Management Policy in place. The Policy provides for a risk management framework to identify and assess all kinds of risks, such as operational, strategic, resources, security, industry, regulatory & compliance and other risks, and put in place an adequate risk management infrastructure capable of addressing these risks. The risk management process is regularly reviewed to refine the processes and incorporate evolving best practices.

CONSERVATION OF ENERGY, TECHNOLOGY ABSORPTION, FOREIGN EXCHANGE EARNING AND OUTGO

The information on conservation of energy, technology absorption and foreign exchange earnings and outgo stipulated under Section 134 (3)(m) of the Companies Act, 2013 read with Rule 8 of the Companies (Accounts) Rules, 2014 are given in **Annexure III** forming part of this Report.

MANAGERIAL REMUNERATION & PARTICULARS OF EMPLOYEES

In accordance with Section 178 and other applicable provisions of the Companies Act, 2013 read with the Rule 6 of the Companies (Meeting of Boards and its Powers) Rules, 2014 issued thereunder, the Board of Directors at their meeting held on September 30, 2014 formulated the Nomination and Remuneration Policy of your Company on the recommendations of the Nomination and Remuneration Committee and further aligned with the Regulation 19 of the SEBI (LODR) Regulations, 2015. Further, the Nomination and Remuneration Policy of your Company was revised on the recommendations of the Nomination and Remuneration Committee on February 04, 2019 to bring it in line with the statutory requirements. The salient aspects covered in the Nomination and Remuneration Policy with respect to the appointment and remuneration of Directors, Key Managerial Personnel, Senior Management and other matters have been outlined in the Corporate Governance Report, which forms part of this Report.

DISCLOSURES UNDER SEXUAL HARASSMENT OF WOMEN AT WORK PLACE (PREVENTION, PROHIBITION & REDRESSAL) ACT, 2013

Your Company is committed to creating and maintaining a secure work environment where its employees, agents, vendors and partners can work and pursue business together in an atmosphere free of harassment, exploitation and intimidation. To empower women and protect women against sexual harassment, a policy for prevention of sexual harassment has been rolled out and the Internal Committee (ICC) as per legal guidelines has been set up at respective offices of the Company. All employees (permanent, contractual, temporary, trainees) and applicable complainant(s) are covered under this policy. This policy allows employees to report sexual harassment, if any, at the workplace and the Company conducts regular awareness programs in this regard. The Internal Committee is empowered to look into all complaints of sexual harassment and facilitate free and fair enquiry process with clear timelines.

During the year 2021-22, **no complaints** were received from our offices in Thane & Pune in connection with Sexual harassment.

MANAGEMENT DISCUSSION AND ANALYSIS REPORT

Management Discussion and Analysis Report for the financial year under review, as stipulated under Regulation 34 of SEBI (LODR) Regulations, 2015 is presented in a separate section forming part of the Annual Report.

CORPORATE GOVERNANCE

In terms of Regulation 34 of the SEBI (LODR) Regulations, 2015, a separate report on Corporate Governance is provided together with a Certificate from the Secretarial Auditors of the Company regarding compliance of conditions of Corporate Governance. A Certificate of the Chief Financial Officer (CFO) of the Company in terms of SEBI (LODR) Regulations, 2015, inter alia, confirming the correctness of the financial statements and cash flow statements, adequacy of the internal control measures and reporting of matters to the Audit Committee, Certificate of Compliance of Code of Conduct and Certificate of Non-Disqualification of Directors are also enclosed as Enclosure I, II and III respectively with Report of Corporate Governance.

DIRECTORS AND KEY MANAGERIAL PERSONNEL

Ms. Amogha Tadimety, Director of the Company retires by rotation at the ensuing Annual General Meeting, pursuant to the provisions of the Companies Act, 2013 read with the Companies (Appointment and Qualification of Directors) Rules, 2014 and the Articles of Association of the Company and being eligible offered herself for re-appointment. The brief resume of Ms. Amogha Tadimety and other information under Regulation 36 of the SEBI (LODR) Regulations, 2015 with respect to the Director seeking re-appointment has been provided in the Notice convening 27th Annual General Meeting. Your Directors recommend her re-appointment.

Pursuant to the provisions of Section 149 of the Companies Act, 2013, Mr. M.P. Bharucha, Mr. Sudhir Joshi, Dr. N L Sarda, Dr. Shreepad Karmalkar and Ms. Angela C. Wilcox, the Independent Directors of the Company have submitted a declaration that each of them meets with the criteria of independence as provided in Section 149(6) of the Act and Regulation 16(1)(b) of the SEBI (LODR) Regulations, 2015 and there has been no change in the circumstances which may affect their status to continue as an independent Director on the Board of Directors of the Company.

Pursuant to SEBI (Listing Obligations and Disclosure Requirements) (Third Amendment) Regulations, 2021 read with the corrigendum has stipulated the requirement of obtaining approval of shareholders by means of a special resolution, for re-appointment of an Independent Director on the Board of Directors either at the next general meeting or within a time period of three months from the date of re-appointment, whichever is earlier, effective from January 01, 2022. Members at the 23rd Annual General Meeting of the Company held on September 28, 2018 had approved the appointment of Ms. Angela C. Wilcox as an Independent Director of the Company, not liable to retire by rotation for a period of 5 (five) consecutive years with effect from February 13, 2018 upto February 12, 2023. Further, the Board of Directors had based on the recommendation of Nomination and Remuneration Committee and subject to approval of the Members, approved the re-appointment of Ms. Angela C. Wilcox as an Independent Director of the Company for a further period of 5 (five) consecutive years with effect from February 13, 2023 upto February 12, 2028.

The members of the Company at the 24th Annual General Meeting vide special resolution(s), pursuant to the provisions of Sections 149, 152 and other applicable provisions, if any, of the Companies Act, 2013 (the Act) and the Rules framed there under, read with Schedule IV to the Act, as amended from time to time, re-appointed Mr. M.P. Bharucha, Mr. Sudhir Joshi, Dr. N L Sarda and Dr. Shreepad Karmalkar, Independent Directors of the Company for further period of 5 (five) consecutive years commencing from September 29, 2019 to September 28, 2024. Further, the members of the Company at the 26th Annual General Meeting vide special resolution, pursuant to the provisions of Sections 196, 197, 198, 203 and other applicable provisions, if any, of the Act read with Schedule V to the Act and the Companies (Appointment and Remuneration of Managerial Personnel) Rules, 2014, as amended from time to time, re-appointed Mr. Ramasubramanian Sankaran as a Whole-Time Director designated as Executive Director of the Company for a period of 03 (three) consecutive years with effect from August 04, 2021 to August 03, 2024.

Our Secretarial Auditor M/s. S. Anantha & Ved LLP (LLP IN: AAH-8229), Company Secretaries have certified that none of the Directors on the Board of the Company have been debarred or disqualified from being appointed or continuing as Directors of Companies by the Securities and Exchange Board of India, Ministry of Corporate Affairs or any such other Statutory Authority. The Certificate to this effect has been enclosed as **Enclosure III** to the Report on Corporate Governance.

The Ministry of Corporate Affairs, with the objective of strengthening the institution of Independent Directors, has launched the Independent Directors Databank on December 01, 2019 in accordance with the provisions of the Companies Act, 2013 by notification of Companies (Creation and Maintenance of databank of Independent Directors) Rules, 2019. This is to confirm that all the Independent Directors have registered themselves pursuant to said Notification.

Mr. Sudhir Joshi, Independent Director of the Company is also appointed on the Board of CyberTech Systems & Software Inc., USA, and Spatialitics LLC, USA, wholly-owned subsidiaries of the Company with effect from April 01, 2019, pursuant to Regulation 24(1) of SEBI (LODR) Regulations, 2015.

Pursuant to the provisions of Section 203 of the Companies Act, 2013 read with the Companies (Appointment and Remuneration of Managerial Personnel) Rules, 2014, Mr. Ramasubramanian Sankaran, Executive Director, Mr. Praveen Agarwal, CFO and Ms. Sarita Leelaramani, Company Secretary & Compliance Officer, are the Key Managerial Personnel of your Company as on March 31, 2022.

NUMBER OF MEETINGS OF THE BOARD

During the year under review, 04 (four) Board Meetings were held viz. May 13, 2021; July 23, 2021; October 22, 2021 and January 21, 2022. The details of the meetings of the Board and its committees are set out in the Corporate Governance Report which forms part of this Report. In terms of requirements of Schedule IV of the Companies Act, 2013, a separate meeting of Independent Directors was held on February 14, 2022 primarily to evaluate the performance of Non-Independent Directors, the Chairman of the Company and the Board as a whole, taking into account the views of Executive Directors and Non-Executive Directors.

PERFORMANCE EVALUATION OF DIRECTORS

In terms of the provisions of the Companies Act, 2013 read with Rules issued thereunder and the SEBI (LODR) Regulations, 2015, the Board of Directors has carried out the annual performance evaluation of the entire Board, Committees and all the Directors based on the criteria laid down by the Nomination and Remuneration Committee.

In compliance with the requirements under Regulation 25(3) of SEBI (LODR) Regulations, 2015, a meeting of Independent Directors was held on February 14, 2022 primarily to evaluate, performance of Non-Independent Directors, the Chairman of the Company and the Board as a whole, taking into account the views of Executive Directors and Non-Executive Directors.

The Board and the Nomination and Remuneration Committee reviewed the performance of individual Directors on the basis of criteria such as the contribution of the individual Director to the Board and committee meetings like preparedness on the issues to be discussed, meaningful and constructive contribution and inputs in meetings, etc.

The annual performance evaluation of the entire Board, Committees and all the Directors are based on the criteria laid down by the Nomination and Remuneration Committee, which was conducted at the Board Meeting held on January 21, 2022.

AUDIT COMMITTEE

The Audit Committee of the Board of Directors of the Company is duly constituted in accordance with the provisions of Sections 177 (8) of the Companies Act, 2013, read with Rule 6 and 7 of the Companies (Meetings of the Board and its Powers) Rules, 2014 and Regulation 18 of SEBI (LODR) Regulations, 2015, which consists of the following Members:

S. No.	Name	Designation
1	Mr. Sudhir Joshi	Chairman, Independent Director
2	Dr. N.L. Sarda	Member, Independent Director
3	Dr. Shreepad Karmalkar	Member, Independent Director

All the recommendations of the Audit Committee during the year were accepted by the Board of Directors of the Company. For further details, please refer the Corporate Governance Report forming part of the Annual Report.

VIGIL MECHANISM

The Company has adopted a Whistle Blower Policy and has established the necessary vigil mechanism for Directors and employees to report concerns or grievances about unethical behavior. No person has been denied access to the Chairman of the Audit Committee. The vigil mechanism also provides adequate safeguards against victimization of persons who use such mechanism. The said policy has been uploaded on the website of the Company https://cybertech.com/investors/corporate_policies.aspx

COMPANY'S POLICY ON APPOINTMENT AND REMUNERATION OF DIRECTORS

A brief extract on the Company's policy on Directors' appointment and remuneration and other matters provided in Section 178(3) of the Act has been disclosed in the Corporate Governance Report, which is a part of this report.

DIRECTORS' RESPONSIBILITY STATEMENT AS REQUIRED UNDER SECTION 134 (3)(C) AND SECTION 134 (5) OF THE COMPANIES ACT, 2013

In terms of Section 134(3)(c) and Section 134(5) of the Companies Act, 2013, to the best of their knowledge and belief and according to the information and explanations obtained by them, your Directors state and confirm that:

- i) in the preparation of the annual financial statements for the year ended March 31, 2022, the applicable accounting standards read with the requirements set out under Schedule III to the Act, have been followed along with proper explanation relating to material departures, if any;
- ii) such accounting policies as mentioned in the notes to the Financial Statements for the year ended March 31, 2022 have been selected and applied consistently and judgments and estimates have been made that are reasonable and prudent so as to give a true and fair view of the state of affairs of the Company as at March 31, 2022 and of the Profit of the Company for the year ended on that date;
- iii) proper and sufficient care has been taken for the maintenance of adequate accounting records in accordance with the provisions of the Companies Act, 2013 for safeguarding the assets of the Company and for preventing and detecting fraud and other irregularities;
- iv) the annual financial statements for the year ended March 31, 2022 have been prepared on a going concern basis;
- v) proper internal financial controls are followed by the Company and that such financial controls are adequate and are operating effectively; and
- vi) proper systems to ensure compliance with the provisions of all applicable laws are in place and such systems are adequate and operating effectively.

STATUTORY AUDITORS

M/s. Bagaria & Co. LLP, Chartered Accountants, (Firm Registration No.: 113447W) were appointed as the Statutory Auditors of the Company to hold office from the conclusion of 22nd Annual General Meeting till the conclusion of the ensuing Annual General Meeting. M/s. Bagaria & Co. LLP, Chartered Accountants, will be completing their term of 5 (Five) consecutive years as the Statutory Auditors of the Company at the conclusion of this 27th Annual General Meeting of the Company.

M/s. Lodha & Co., Chartered Accountants, (Firm Registration No.: 301051E) have been appointed as the Statutory Auditors of the Company for a period of 5 (Five) consecutive years, from the conclusion of 27th Annual General Meeting till the conclusion of 32nd Annual General Meeting, based on the recommendation of the Audit Committee.

M/s. Lodha & Co., Chartered Accountants have consented to the said appointment and confirmed their eligibility that the appointment, if made, would be within the limits specified under the Act. They have further confirmed that they are not disqualified to be appointed as Statutory Auditors in terms of the provisions of the Act read with rules made thereunder.

With respect to all entities in the network firm/network entity of which the statutory auditor is a part: **None**.

AUDITOR'S REPORT

During the Financial Year under review there are no qualifications, reservations or adverse remarks or disclaimers made by the Statutory Auditors on the Financial Statements of the Company.

The Statutory Auditors of the Company have not reported any fraud as specified under the second proviso of Section 143(12) of the Companies Act, 2013 (including any statutory modification(s) or re-enactment for the time being in force).

INTERNAL AUDITORS

Pursuant to the provisions of Section 138 of the Companies Act, 2013 read with Rule 13 of Companies (Accounts) Rules, 2014, the Board of Directors had appointed M/s. Desai Associates, Chartered Accountants, (Firm Registration No. 102286W) as the Internal Auditors of the Company for F.Y. 2021-22 and their reports were reviewed by the Audit Committee and the Board on periodical basis.

SECRETARIAL AUDITORS

Pursuant to the provisions of Section 204 of the Companies Act, 2013 read with the Companies (Appointment and Remuneration of Managerial Personnel) Rules, 2014, the Board of Directors had appointed M/s. S. Anantha & Ved LLP (LLP IN: AAH 8229), Company Secretaries, Mumbai as Secretarial Auditors, to conduct the Secretarial Audit of the Company for F.Y. 2021-22. The Secretarial Audit Report is annexed herewith as **Annexure IV** to this Report.

The Secretarial Audit Report does not contain any qualification, reservation, disclaimer or adverse remark.

FAMILIARISATION PROGRAMME FOR INDEPENDENT DIRECTORS

Pursuant to the requirement of Regulation 25(7) of the SEBI (LODR) Regulations, 2015, the Company needs to formally arrange Familiarization Programme for Independent Directors to familiarize them with their role, rights and responsibility as Directors, the working of the Company, nature of the industry in which the Company operates, business model etc. The details are mentioned in the Report on Corporate Governance, which forms part of this annual report.

ANNUAL RETURN

Pursuant to Section 92(3) read with Section 134(3)(a) of the Companies Act, 2013 the Annual Return as on March 31, 2022 is available on the Company's website <https://cybertech.com/investors/annualReturns.aspx>

CORPORATE SOCIAL RESPONSIBILITY

Your Company always believes in operating and conducting its business in a socially responsible way. This belief forms the core of the CSR policy of the Company to focus on holistic development of its host community and immediate social and environmental surroundings qualitatively. Hence, in accordance with the requirements of Section 135 of the Companies Act, 2013, your Company has constituted a Corporate Social Responsibility Committee ("CSR Committee"). The composition and terms of reference of the CSR Committee are provided in Corporate Governance Report. The Company has framed its CSR policy on the recommendation of the CSR Committee, which is available at https://cybertech.com/investors/corporate_policies.aspx. Annual Report on CSR activities as required under the Companies (Corporate Social Responsibility Policy) Rules, 2014 as amended from time to time has been appended as **Annexure V** to this report. During the year under review, the Company has spent ₹19.25 Lakhs towards Corporate Social Responsibility, as mentioned in **Annexure V**.

INTERNAL FINANCIAL CONTROLS WITH RESPECT TO THE FINANCIAL STATEMENTS

The Company maintains adequate internal control system and procedures commensurate with its size and nature of operations. The internal control systems are designed to provide a reasonable assurance over reliability in financial reporting, ensure appropriate authorization of transactions, safeguarding the assets of the Company and prevent misuse/ losses and legal compliances. The comprehensive Internal Financial Control policy along with the effective Internal Audit System help the Company in achieving orderly and efficient conduct of its business, including adherence to company's policies, the safeguarding of its assets, the prevention and detection of frauds and errors, the accuracy and completeness of the accounting records, and the timely preparation of reliable financial information.

The Internal control system includes a well-defined delegation of authority and a comprehensive Management Information System coupled with quarterly reviews of operational and financial performance, a well-structured budgeting process with regular monitoring of expenses and Internal audit.

The Internal Audit reports are periodically reviewed by the management and the Audit Committee, and necessary improvements are undertaken, if required.

PARTICULARS OF EMPLOYEES

Disclosures relating to remuneration and other details as required under Section 197(12) of the Act read with Rule 5(1) of the Companies (Appointment and Remuneration of Managerial Personnel) Rules, 2014 are also provided in **Annexure VI** of the Report.

In terms of the provisions of Section 197(12) of the Act read with Rules 5(2) and 5(3) of the Companies (Appointment and Remuneration of Managerial Personnel) Rules, 2014, as amended, a statement showing the names and other particulars of the top ten employees in terms of remuneration drawn and every employee drawing remuneration in excess of the limits set out in the said rules are provided in the Report and forms part of this Report. However, having regard to the provisions of the first proviso to Section 136(1) of the Act and as advised, the Annual Report excluding the aforesaid information is being sent to the members of the Company as the said information is available for inspection at the registered office of the Company during working hours and any member interested in obtaining such information may write to the Company Secretary at cssl.investors@cybertech.com and the same will be furnished on request.

SIGNIFICANT OR MATERIAL ORDERS PASSED BY THE REGULATORS OR COURTS OR TRIBUNALS WHICH IMPACT THE GOING CONCERN STATUS AND COMPANY'S OPERATIONS IN FUTURE

There are no Significant or material orders passed by the Regulators or Courts or Tribunals which impact the going concern status and Company's operations for the Financial Year 2021-22.

SECRETARIAL STANDARDS ISSUED BY THE INSTITUTE OF COMPANY SECRETARIES OF INDIA (ICSI)

The Company complies with the Secretarial Standards issued by ICSI.

EMPLOYEES STOCK OPTION PLAN (ESOP)

During F.Y. 2021-22, there has been no change in the Employee Stock Option Plan, 2014 of the Company. The "Employee Stock Options Plan, 2014" is valid for a period of 07 (seven) years i.e. till September 29, 2021, No further renewal of existing scheme is recommended by Nomination & Remuneration Committee. Hence the new scheme, as and when recommended by the Nomination and Remuneration Committee and approved by the Board of Directors shall be placed before the shareholders for their approval.

Meanwhile the Stock options already granted under the existing scheme to the employees of the Company shall stay in force as per the terms & conditions of the scheme as approved by the shareholders at the 19th Annual General Meeting of the Company. Disclosures pertaining to the ESOP Scheme pursuant to the SEBI (Share based Employee Benefits) Regulations, 2014 are provided as **Annexure VII**.

INVESTOR EDUCATION AND PROTECTION FUND (IEPF)

In terms of the provisions of Section 124(6) of the Companies Act, 2013, read with the Investor Education and Protection Fund Authority (Accounting, Audit, Transfer and Refund) Rules, 2016 as amended from time to time, the Equity Shares held by the shareholders in respect of which dividend entitlements have remained unclaimed or unpaid for 07 (seven) consecutive years has to be or more compulsorily transferred to the DEMAT account of the IEPF Authority by the Company within 30 days from the due date. Accordingly, 7,011 Equity Shares were transferred to the Authority's DEMAT Account with NSDL.

The Company has uploaded complete details of such shares on its website <https://cybertech.com/investors/unclaimedShares.aspx>

GENERAL

Your Directors state that no disclosure or reporting is required in respect of the following items, as there were no transactions on these items during the year under review, or the said items are not applicable to the Company:

1. There are no material changes and commitments affecting the financial position of the Company which have occurred in the financial year 2021-22;
2. There were no instances of non-exercising of voting rights in respect of shares purchased directly by employees under a scheme pursuant to Section 67(3) of the Act read with Rule 16(4) of Companies (Share Capital and Debentures) Rules, 2014;
3. Disclosure pertaining to maintenance of cost records as specified by the Central Government;
4. Cost Audit;
5. There was no application made or any proceeding pending under the Insolvency and Bankruptcy Code, 2016 during the year; and
6. There was no one time settlement entered into with any Bank or financial institutions in respect of any loan taken by the Company.

ANNEXURES FORMING PART OF BOARD'S REPORT

The Annexures referred to in this Report and other information which are required to be disclosed are annexed herewith and form part of this Report.

Annexure	Particulars
I	Form AOC-1, Particulars of Subsidiary
II	Form AOC-2, Disclosure of particulars of contracts/arrangements entered into by the Company with related parties
III	Information with respect of energy conservation, technology absorption, foreign exchange earnings and outgo
IV	Form MR-3, Secretarial Audit Report
V	Report on Corporate Social Responsibility
VI	Particulars of employees, Disclosure pursuant to Section 197(12) of Companies Act, 2013 read with Rule 5 of the Companies (Appointment and Remuneration of Managerial Personnel) Rules, 2014
VII	ESOP Disclosure

CAUTIONARY STATEMENT

Statements in the Boards' Report and the Management Discussion & Analysis Report, describing the Company's objectives, expectations or forecasts may be forward-looking, within the meaning of applicable securities laws and regulations. Actual results may differ materially from those expressed in the statement. Important factors that could influence the Company's operations include global and domestic demand and supply conditions of Information Technology related services, changes in government regulations, tax laws, economic developments within the country and other factors such as litigation and industrial relations.

ACKNOWLEDGEMENT

Your Directors wish to place on record their appreciation and sincere gratitude to the various departments of the Central and State Government(s), Company's Bankers, clients, media and business constituents for their valuable assistance and support. The Directors also acknowledge the continued support received from investors and shareholders and the confidence reposed by them. The Directors also record their appreciation for the sincere and dedicated services rendered by all the employees of the Company.

**For and on behalf of the Board of Directors
CyberTech Systems and Software Ltd.**

Sd/-
Vish Tadimety
Chairman
DIN: 00008106

Place : Trevose, PA, USA
Date : May 04, 2022



FORM AOC-1

Statement pursuant to first proviso to sub-section (3) of section 129 of the Companies Act, 2013, read with Rule 5 of the Companies (Accounts) Rules 2014 in the prescribed Form AOC-1 relating to subsidiary Company

Name of the Subsidiary	CyberTech Systems and Software Inc. USA	Spatialitics LLC, USA
Reporting period of subsidiary	April 01, 2021 to March 31, 2022	April 01, 2021 to March 31, 2022
Reporting Currency	USD	USD
Exchange Rate	75.7875	75.7875
	(Amount in '₹')	(Amount in '₹')
Share Capital	114,882,482	83,366,250
Reserves and Surplus	341,271,583	(104,090,338)
Total Assets	848,727,828	13,666,008
Total Liabilities	848,727,828	13,666,008
Investments	516,614,591	-
Turnover	1,333,523,934	37,289,411
Profit/(Loss) before Tax	196,468,751	(22,001,202)
Provision for Taxation	40,392,802	-
Profit/(Loss) after taxation	156,075,949	(22,001,202)
% of shareholding	100%	100%
Country	United States of America	United States of America

For Bagaria & Co. LLP
Chartered Accountants
Firm Registration Number -
113447W/W-10019

For CyberTech Systems and Software Ltd.

Sd/-
Vinay Somani
Partner Executive
M. No. 143503

Sd/-
Ramasubramanian Sankaran
Director
DIN: 05350841

Sd/-
Sudhir Joshi
Director
DIN: 00349597

Place : Mumbai
Date : May 04, 2022

Sd/-
Praveen Agarwal
Chief Financial Officer

Place : Thane
Date : May 04, 2022

Sd/-
Sarita Leelaramani
Company Secretary
M. No. A35587

ANNEXURE-II

FORM AOC-2

(Pursuant to clause (h) of sub-section (3) of section 134 of the Act and Rule 8(2) of the Companies (Accounts) Rules, 2014

Form for Disclosure of particulars of contracts/arrangements entered into by the company with related parties referred to in sub section (1) of section 188 of the Companies Act, 2013 including certain arm's length transaction under third proviso thereto.

1. Details of contracts or arrangements or transactions not at Arm's length basis: **Not Applicable**
2. Details of contracts or arrangements or transactions at Arm's length basis:

(₹ In Lakhs)

Sr. No.	Particulars	Details				
a)	Name (s) of the related party & nature of relationship	CyberTech Systems and Software Inc. USA, (Wholly owned subsidiary)	Spatialitics LLC, USA (Wholly owned subsidiary)		Mr. Vish Tadimety – Chairman & Non-Executive Director	Mr. Steven Jeske – Non - Executive Director
b)	Nature of contracts/arrangements/ transaction	Sale of services	Sale of services	Overseas Direct Investment	Remuneration*	Remuneration*
c)	Duration of the contracts/ arrangements/ transaction	Ongoing	Ongoing	N. A.	October 2019 to September 2022	October 2019 to September 2022
d)	Salient terms of the contracts or arrangements or transaction including the value, if any	7,189.61	145.96	374.53	285.70	214.27
e)	Date of approval by the Board	May 13, 2021#	May 13, 2021#	May 04, 2022#	August 12, 2019	August 12, 2019
f)	Amount paid as advances, if any	-	-	-	-	-

* Shareholders' approval was obtained in 24th Annual General Meeting held on September 27, 2019.

Transactions with wholly owned subsidiaries (WoS) are at arm's length basis and hence exempted from approval under provisions of Companies Act, 2013 and applicable SEBI regulations. But, as a matter of good governance practice, the Audit Committee and the Board of Directors of the Company takes note of Related Party transactions with WoS on quarterly basis.

For CyberTech Systems and Software Ltd.

Sd/-
Vish Tadimety
Chairman
DIN: 00008106

Place : Trevoze, PA, USA
Date : May 04, 2022

**INFORMATION IN RESPECT OF ENERGY CONSERVATION, TECHNOLOGY
ABSORPTION AND FOREIGN EXCHANGE EARNINGS AND OUTGO**

Information under Section 134 (3)(m) of the Companies Act, 2013 read with Rule 8 of the Companies (Accounts) Rules, 2014 and forming part of the Directors Report for the Year ended March 31, 2022

A) CONSERVATION OF ENERGY:

Your company consumes electricity only for the operation of its computer and administration of its offices. Though the consumption of electricity is negligible as compared to the total turnover of the company, your company always endeavors to take effective steps to reduce the consumption of electricity.

a)	The steps taken or impact on conservation of energy	N.A.
b)	The steps taken by the company for utilizing alternate sources of energy	N.A.
c)	The capital investment on energy conservation equipment's	N.A.
d)	Expenditure on R&D	N.A.

B) TECHNOLOGY ABSORPTION:

a)	Efforts made towards technology absorption	N.A.
b)	Benefits derived like product improvement, cost reduction, product development or import substitution	N.A.
c)	Information regarding Imported Technology	N.A.
d)	Expenditure on Research and Development	Nil

C) FOREIGN EXCHANGE EARNINGS AND OUTGO

	As on March 31, 2022	As on March 31, 2021
Activities relating to exports initiative taken to increase exports, development of new exports, development of new export market for products, services and export plans: Statement of expenditure/earnings incurred in Foreign Currency:	As detailed in the Report	As detailed in the Report
Statement of expenditure/earnings incurred in Foreign Currency:		
Outgo	(₹ In Lakhs)	(₹ In Lakhs)
Dividend	107.39*	108.78*
Travel Expenses and other expenses	-	-
Income		
Income from Information Technology services	7497.23	6159.61

* Dividend paid net of taxes as per relevant provisions of Income Tax Act, 1961 and rules made thereunder, and as per the relevant provisions of Finance Act, 2020.

For CyberTech Systems and Software Ltd.

Sd/-
Vish Tadimety
Chairman
DIN: 00008106

Place : Trevose, PA, USA
Date : May 04, 2022

ANNEXURE- IV

**FORM MR-3
SECRETARIAL AUDIT REPORT**

**[Pursuant to Section 204(1) of the Companies Act, 2013 and Rule No.9 of the Companies
(Appointment and Remuneration of Managerial Personnel) Rules, 2014]**

FOR THE FINANCIAL YEAR ENDED MARCH 31, 2022

To
The Members
CyberTech Systems and Software Limited
CyberTech House B-63-64-65
MIDC Wagle Estate J.B. Sawant Marg
Thane – 400 604

We have conducted the Secretarial Audit of the Compliance of Applicable Statutory provisions and the adherence to good corporate practices by CyberTech Systems and Software Limited having CIN: L72100MH1995PLC084788 (hereinafter called 'the Company'). The Secretarial Audit was conducted in a manner that provided us a reasonable basis for evaluating the Corporate Conducts/Statutory Compliances and expressing our opinion thereon.

Based on our verification of the Company's books, papers, minute books, forms and returns filed and other records maintained by the Company and also the information provided by the Company, its officers, agents and authorized representatives during the conduct of Secretarial Audit, We hereby report that in our opinion, the Company has, during the audit period covering the financial year ended on March 31, 2022, complied with the statutory provisions listed hereunder and also that the Company has proper Board-processes and compliance-mechanism in place to the extent, in the manner and subject to the reporting made hereinafter:

We have examined the books, papers, minute books, forms and returns filed and other records maintained by the Company for the financial year ended on March 31, 2022 according to the provisions of:

- (i) The Companies Act, 2013 (the Act) and the rules made thereunder;
- (ii) The Securities Contracts (Regulation) Act, 1956 ('SCRA') and the rules made thereunder;
- (iii) The Depositories Act, 1996 and the Regulations and Bye-laws framed thereunder;
- (iv) Foreign Exchange Management Act, 1999 and the rules and regulations made thereunder to the extent of Foreign Direct Investment and Overseas Direct Investment; and
- (v) The following Regulations and Guidelines prescribed under the Securities and Exchange Board of India Act, 1992 ('SEBI Act'):-
 - (a) The Securities and Exchange Board of India (Substantial Acquisition of Shares and Takeovers) Regulations, 2011;
 - (b) The Securities and Exchange Board of India (Prohibition of Insider Trading) Regulations, 2015;
 - (c) The Securities and Exchange Board of India (Issue of Capital and Disclosure Requirements) Regulations, 2018 (**Not Applicable, as there was no event during the year under review**);
 - (d) The Securities and Exchange Board of India (Share Based Employee Benefits) Regulations, 2014; (applicable upto 12th August 2021 vide Notification No.: SEBI/LAD-NRO/GN/2021/40) and Securities and Exchange Board of India (Share Based Employee Benefits and Sweat Equity) Regulations, 2021 (applicable w.e.f. from 13th August 2021 vide Notification No.: SEBI/LAD-NRO/GN/2021/40);
 - (e) The Securities and Exchange Board of India (Issue and Listing of Debt Securities) Regulations, 2008 (**Not Applicable, as there was no event during the year under review**);
 - (f) The Securities and Exchange Board of India (Registrars to an Issue and Share Transfer Agents) Regulations, 1993 regarding the Companies Act and dealing with client (**Not Applicable, as there was no event during the year under review**);
 - (g) The Securities and Exchange Board of India (Delisting of Equity Shares) Regulations, 2009 (**Not Applicable, as there was no event during the year under review**); and
 - (h) The Securities and Exchange Board of India (Buyback of Securities) Regulations, 1998 (**Not Applicable, as there was no event during the year under review**).



(vi) Other laws applicable specifically to the Company:

- a) The Trade Marks Act, 1999; and
- b) The Information Technology Act, 2000

We have also examined compliance with the applicable clauses of the following:

- (i) Secretarial Standards issued by The Institute of Company Secretaries of India; and
- (ii) SEBI (Listing Obligations and Disclosure Requirements) Regulations, 2015.

During the period under review the Company has complied with the provisions of the Act, Rules, Regulations, Guidelines, Standards, etc. mentioned above.

We further report that

Based on the information provided by the Company, its officers and authorized representatives during the conduct of the audit, and also on the review of compliance reports by the respective Department Heads / Company Secretary / CFO / KMP taken on record by the Board of Directors of the Company, in our opinion, adequate systems and processes and control mechanism exist in the Company to monitor and ensure compliance with applicable general laws like labour laws, competition law, environmental laws and all other applicable laws, rules, regulations and guidelines. The Company has responded to compliance requirements, notices for demands, claims, penalties etc. levied, by statutory/regulatory authorities and initiated actions for corrective measures and compliance thereof.

We further report that the compliance by the Company of applicable financial laws, like direct and indirect tax laws, and Labour Law Compliances has not been reviewed in this Audit since the same have been subject to review by statutory financial audit and other designated professionals.

The Board of Directors of the Company is duly constituted with proper balance of Executive Directors, Non-Executive Directors and Independent Directors.

We further report that

Adequate notice is given to all Directors to schedule the Board Meetings along with the agenda generally at least seven days in advance and detailed notes on agenda were sent well in advance before the meeting and a system exists for seeking and obtaining further information and clarifications on the agenda items before the meeting and for meaningful participation at the meeting.

All decisions at Board Meetings and Committee Meetings are carried out unanimously as recorded in the minutes of the meetings of the Board of Directors or Committee of the Board, as the case may be.

We further report that during the audit period the following are the major events, carried out by the Company and complied with the necessary requirements:

Sr. No.	Particulars
1.	Allotment of 33,700 Equity Shares at grant price of ₹36.10 each to eligible employees as per ESOP Scheme 2014 on May 13, 2021;
2.	Allotment of 3,500 Equity Shares at grant price of ₹56.55 each to an eligible employee as per ESOP Scheme 2014 on May 13, 2021;
3.	Allotment of 104,750 Equity Shares at grant price of ₹36.10 each to eligible employees as per ESOP Scheme 2014 on July 23, 2021;
4.	Allotment of 50,000 Equity Shares at grant price of ₹34.12 each to an eligible employee as per ESOP Scheme 2014 on July 23, 2021;
5.	Allotment of 4,500 Equity Shares at grant price of ₹56.55 each to an eligible employee as per ESOP Scheme 2014 on July 23, 2021;
6.	Allotment of 120,750 Equity Shares at grant price of ₹36.10 each to eligible employees as per ESOP Scheme 2014 on September 30, 2021;
7.	Allotment of 200,000 Equity Shares at grant price of ₹44.30 each to an eligible employee as per ESOP Scheme 2007 on September 30, 2021;
8.	Allotment of 42,000 Equity Shares at grant price of ₹56.55 each to an eligible employee as per ESOP Scheme 2014 on September 30, 2021;
9.	Allotment of 8,000 Equity Shares at grant price of ₹24.45 each to an eligible employee as per ESOP Scheme 2014 on October 22, 2021; and
10.	Allotment of 8,000 Equity Shares at grant price of ₹36.10 each to an eligible employee as per ESOP Scheme 2014 on January 21, 2022.

We further report that during the year under review, there were **no events** viz.

- i) Public / Right / Sweat Equity Shares;
- ii) Redemption / Buy-back of securities.
- iii) Major decisions taken by the members pursuant to Section 180 of the Companies Act, 2013;
- iv) Merger / amalgamation / reconstruction, etc; and
- v) Foreign technical collaborations; or such other specific events / actions in pursuance of the above referred laws, rules, regulations, guidelines, etc., having any bearing on the Company's affairs.

For S. Anantha & Ved LLP
(LLP IN: AAH 8229)
Company Secretaries

Sd/-
Sachin Sharma
Designated Partner
ACS: 46900
CP No.: 20423
UDIN: A046900D000267791

Place : Jodhpur
Date : May 04, 2022

Note: This report should be read with letter of even date by the Secretarial Auditors



ANNEXURE TO SECRETARIAL AUDIT REPORT

To
The Members
CyberTech Systems and Software Limited
CyberTech House B-63-64-65
MIDC Wagle Estate J.B. Sawant Marg
Thane – 400 604

Our report of even date is to be read along with this letter.

1. Maintenance of secretarial record is the responsibility of the management of the Company. Our responsibility is to express an opinion on these secretarial records based on our audit.
2. We have followed the audit practices and processes as were appropriate to obtain reasonable assurance about the correctness of the contents of the secretarial records. The verification was done on test basis to ensure that correct facts are reflected in secretarial records. We believe that the processes and practices, we followed provide a reasonable basis for our opinion.
3. We have not verified the correctness and appropriateness of financial records and Books of Accounts of the Company.
4. Wherever required, we have obtained the Management representation about the compliance of laws, rules and regulations and happening of events etc.
5. The compliance of the provisions of Corporate and other applicable laws, rules, regulations, standards is the responsibility of management. Our examination was limited to the verification of procedures on test basis.
6. The Secretarial Audit report is neither an assurance as to the future viability of the Company nor of the efficacy or effectiveness with which the management has conducted the affairs of the Company.

For S. Anantha & Ved LLP
(LLP IN: AAH 8229)
Company Secretaries

Sd/-
Sachin Sharma
Designated Partner
ACS: 46900
CP No.: 20423

Place : Jodhpur
Date : May 04, 2022

ANNEXURE-V

ANNUAL REPORT ON CSR ACTIVITIES

1. Brief outline on CSR Policy of the Company.

In compliance with the amendments in the various provisions of the Companies Act, 2013 and the Companies Corporate Social Responsibility Amended Rules, 2021 issued by the Ministry of Corporate Affairs vide its notification dated January 22, 2021, the Company had amended the Corporate Social Responsibility (CSR) Policy at the Board Meeting held on May 13, 2021 to include::

- i. Duties and Responsibilities of the Board of Directors & CSR Committee
- ii. Key areas of CSR
- iii. Guiding Principles for Annual Action Plan
- iv. Identification and Selection and Implementation of CSR Projects
- v. Fund allocation
- vi. Disclosures – Website & Board Report

2. Composition of CSR Committee:

The composition of Corporate Social Responsibility Committee and details of attendance of the members during the year 2021-22 are as under:

S. No.	Name	Designation & Category	No. of Meetings Held	No. of Meetings attended
1	Mr. Sudhir Joshi	Chairman, Independent Director	1	1
2	Mr. Vish Tadimety	Member, Non-Independent Director	1	1
3	Dr. N.L. Sarda	Member, Independent Director	1	1
4	Mr. Ramasubramanian Sankaran	Member, Non-Independent Director	1	1

During the year under review, CSR Committee meeting held on March 24, 2022, noted the CSR expenditure for the F.Y. 2021-22.

3. Provide the web-link where Composition of CSR committee, CSR Policy and CSR projects approved by the board are disclosed on the website of the company.

- Composition of CSR Committee is available on Company's Website and is accessible through Weblink:
<https://cybertech.com/financialReports/Committee-of-Directors-2020.pdf>
- CSR Policy is available on Company's Website and is accessible through Weblink:
https://cybertech.com/investors/corporate_policies.aspx
- CSR projects approved by the board are disclosed on the website and is accessible through :
<https://cybertech.com/investors/Corporate-Social-Responsibility.aspx>

4. Provide the details of Impact assessment of CSR projects carried out in pursuance of sub-rule (3) of rule 8 of the Companies (Corporate Social Responsibility Policy) Rules, 2014, if applicable (attach the report). Not Applicable

5. Details of the amount available for set off in pursuance of sub-rule (3) of rule 7 of the Companies (Corporate Social Responsibility Policy) Rules, 2014 and amount required for set off for the financial year, if any: Not Applicable

Sr. No.	Financial Year	Amount available for set-off from preceding financial years (in ₹)	Amount required to be set-off for the financial year, if any (in ₹)
'Not Applicable'			

6. Average net profit of the company as per section 135(5): ₹9,61,64,612

7. (a) Two percent of average net profit of the company as per section 135(5): ₹19,23,000
 (b) Surplus arising out of the CSR projects or programmes or activities of the previous financial years: Nil
 (c) Amount required to be set off for the financial year, if any: Nil
 (d) Total CSR obligation for the financial year (7a+7b- 7c). ₹19,23,000

8. (a) CSR amount spent or unspent for the financial year:

Total Amount Spent for the Financial Year. (in ₹)	Amount Unspent (in ₹)				
	Total Amount transferred to Unspent CSR Account as per section 135(6)		Amount transferred to any fund specified under Schedule VII as per second proviso to section 135(5)		
	Amount	Date of transfer	Name of the Fund	Amount	Date of transfer
19,25,000	N.A.	N.A.	N.A.	N.A.	N.A.

(b) Details of CSR amount spent against ongoing projects for the financial year:

Sr. No	Name of the Project	Item from the list of activities in Schedule VII to the Act	Local Area (Yes / No)	Location of the project.		Project Duration	Amount Allocated for the Project (in ₹)	Amount spent in the current financial Year (in ₹)	Amount transferred to Unspent CSR Account for the project as per Section 135(6) (in ₹)	Mode of implementation Direct (Yes / No)	Mode of Implementation – Through Implementing Agency	
				State	District						Name	CSR Registration No.
'Not Applicable'												

(c) Details of CSR amount spent against other than ongoing projects for the financial year:

(in ₹)

Sr. No	Name of the Project	Item from the list of activities in Schedule VII to the Act	Local Area (Yes / No)	Location of the project		Amount spent for the projects (In ₹)	Mode of implementation Direct (Yes/ No)	Mode of Implementation – Through Implementing Agency	
				State	District			Name	CSR Registration No.
1	Promoting education Special Scholarship for Education of Girl Student	(II)	No	Andhra Pradesh	Guntur	3,25,000/-	No	Ramakrishna Mission	CSR00006101
2	Promoting education Student Welfare Corpus Fund	(II)	No	Andhra Pradesh	Kadapa	5,00,000/-	No	Ramakrishna Mission	CSR00006101
3	Eradicating hunger and poverty Distribution of Ration Kits for Elderly People	(I)	No	Andhra Pradesh	Guntur	6,00,000/-	No	Ramakrishna Mission	CSR00006101
4	Setting up homes and hostels for women Construction of Girls Hostel	(III)	No	Kerala	Ernakulam	5,00,000/-	No	Chinmaya Vishwavidyapeeth	CSR00005531
	Total					19,25,000/-			

(d) Amount spent in Administrative Overheads: Nil

(e) Amount spent on Impact Assessment, if applicable: Nil

(f) Total amount spent for the Financial Year (8b+8c+8d+8e) – ₹19,25,000

(g) Excess amount for set off, if any:

Sr. No	Particular	Amount (in ₹)
(i)	Two percent of average net profit of the company as per section 135(5)	19,23,000
(ii)	Total amount spent for the Financial Year	19,25,000
(iii)	Excess amount spent for the financial year [(ii)-(i)]	2,000*
(iv)	Surplus arising out of the CSR projects or programmes or activities of the previous financial years, if any	Nil
(v)	Amount available for set off in succeeding financial years [(iii)-(iv)]	Nil*

*This being a meagre amount, no set-off is claimed by the Company.

9. (a) Details of Unspent CSR amount for the preceding three financial years:

Sr. No	Preceding Financial Year.	Amount transferred	Amount spent in the reporting Financial Year (in ₹)	Amount transferred to any fund specified under Schedule VII as per section 135(6), if any.			Amount remaining to be spent in succeeding financial years. (in ₹)
				Name of the Fund	Amount (in ₹)	Date of transfer.	
'Not Applicable'							

(b) Details of CSR amount spent in the financial year for ongoing projects of the preceding three financial year(s):

(1)	(2)	(3)	(4)	(5)	(6)	(7)	(8)	(9)
Sl. No.	Project ID.	Name of the Project.	Financial Year in which the project was commenced.	Project duration.	Total amount allocated for the project (in ₹)	Amount spent on the project in the reporting Financial Year (in ₹)	Cumulative amount spent at the end of reporting Financial Year. (in ₹)	Status of the project - Completed / Ongoing.
'Not Applicable'								

10. In case of creation or acquisition of capital asset, furnish the details relating to the asset so created or acquired through CSR spent in the financial year (asset-wise details).

- (a) Date of creation or acquisition of the capital asset(s). **Nil**
- (b) Amount of CSR spent for creation or acquisition of capital asset. **Nil**
- (c) Details of the entity or public authority or beneficiary under whose name such capital asset is registered, their address etc.- **Nil**
- (d) Provide details of the capital asset(s) created or acquired (including complete address and location of the capital asset). - **Not Applicable**

11. Specify the reason(s), if the company has failed to spend two per cent of the average net profit as per section 135(5). Not Applicable

For CyberTech Systems and Software Ltd.

sd/-
Vish Tadimety
 Chairman of the Company
 (DIN: 00008106)

sd/-
Sudhir Joshi
 Chairman (CSR Committee)
 (DIN: 00349597)

Place : Trevoze, PA, USA
 Date : May 04, 2022

Place : Thane
 Date : May 04, 2022

ANNEXURE-VI

PARTICULARS OF EMPLOYEES

Disclosure pursuant to Section 197(2) of the Companies Act, 2013 read with Companies (Appointment and Remuneration of Managerial Personnel) Rules, 2014

I. The ratio of the remuneration of each Director to the median remuneration of the employees of the Company for the Financial Year 2021-22

S. No.	Name of Director	Total Remuneration (₹in Lakhs)	Ratio
1	Sudhir Joshi	6.00	0.91
2	M. P. Bharucha	4.00	0.60
3	N. L. Sarda	4.20	0.63
4	Shreepad Karmalkar	1.60	0.24
5	Vish Tadimety	1.80	0.27
6	Steven Jeske	1.60	0.24
7	Joseph Michael Vanek	0.80	0.12
8	Amogha Tadimety	1.80	0.27
9	Angela Wilcox	3.20	0.48
10	Ramasubramanian S. *	331.63	50.07

Notes:

- Median remuneration for the Financial Year 2021-22 is ₹662,335/-
- The aforesaid details are calculated on the basis of remuneration for the Financial Year 2021-22.
- The remuneration of Directors includes sitting fees paid to them for the Financial Year 2021-22.
- The remuneration paid to Non-Executive Directors includes commission and sitting fees paid towards attending the Board Meeting and Other Committee Meetings held during the year.
- *The increase in remuneration for Ramasubramanian S. in the Financial Year 2021-22 as compared to Financial Year 2020-21 is primarily on the account of increase in the perquisite value of stock options granted in previous years and exercised during the year. The increase in perquisite value of stock options exercised during the year also includes the impact of share price increase.

II. The percentage increase in remuneration of each Director, Chief Financial Officer (CFO), Company Secretary (CS) in the Financial Year 2021-22 are as follows:

S. No.	Name of Directors & KMP	Remuneration (₹in Lakhs)		Increase/(Decrease) in %
		2021-22	2020-21	
1	Sudhir Joshi	6.00	7.40	-19%
2	M. P. Bharucha	4.00	5.03	-20%
3	N. L. Sarda	4.20	4.73	-11%
4	Shreepad Karmalkar	1.60	1.67	-4%
5	Vish Tadimety	1.80	2.60	-31%
6	Steven Jeske	1.60	2.00	-20%
7	Joseph Michael Vanek	0.80	2.00	-60%
8	Amogha Tadimety	1.80	1.80	0%
9	Angela Wilcox	3.20	5.46	-41%
10	Ramasubramanian S. (Executive Director & KMP)	331.63	76.14	336%
11	Praveen Agarwal (CFO)	36.91	30.56	21%
12	Sarita Leelaramani (CS)	15.42	12.20	26%



Notes:

- 1 The remuneration to Directors is within the overall limits approved by the shareholders of the Company.
- 2 The remuneration paid to Non-Executive Directors includes commission and sitting fees paid towards attending the Board Meeting and Other Committee Meetings held during the year.
- 3 Increase in remuneration is made as per appraisal system and Nomination and Remuneration Policy of the Company.

III. The Percentage decrease in the median remuneration of the employees in the Financial Year 2021-22

(Amount in ₹)

Particulars	2021-22	2020-21	% Change
Median remuneration of employees per annum	662,335	488,398	36%

IV. The number of permanent employees on the rolls of the Company as on March 31, 2022: 437.

V. Average percentile increase already made in the salaries of employees other than the managerial personnel in the last year and its comparison with the percentile increase in the managerial remuneration and justifications thereof and point out if there is any exceptional circumstances for increase in the managerial remuneration.

Average increase in Salary of employees other than managerial personnel is 11% and average increase in managerial remuneration (comprising of remuneration to Whole-Time Directors and KMPs) is 169%. This increase is primarily on the account of increase in the perquisite value of stock options granted in previous years and exercised during the year. The increase in perquisite value of stock options exercised during the year also includes the impact of share price increase. Nomination and Remuneration Committee (NRC) evaluates the performance of the Executive Directors and Senior Managerial Personnel in every Financial Year and recommends their compensation package to the Board. NRC also ensures that the remuneration package is in accordance with applicable laws, in line with Company's objectives, shareholders' interest and industry standards.

For CyberTech Systems and Software Ltd.

Sd/-
Vish Tadimety
 Chairman
 DIN: 00008106

Place : Trevoze, PA, USA
 Date : May 04, 2022

ESOP DISCLOSURES AS ON MARCH 31, 2022

Disclosures with Respect to compliance to Section 62(1)(b) of the Companies Act, 2013 read with Rule 12 of Companies (Share Capital and Debentures) Rules, 2014 and Securities and Exchange Board of India (Share Based Employee Benefits) Regulations, 2014 read with SEBI Circular dated June 16, 2015

There was no material change in the Employee Stock Option Schemes ("ESOP"). The ESOP Schemes are in compliance with the regulations.

A. Relevant disclosures in terms of the 'Guidance note on accounting for employee share-based payments' issued by ICAI or any other relevant accounting standards as prescribed from time to time:

Members may refer to the Note No. 42 of Audited Financial Statements prepared as per Indian Accounting Standard (Ind AS) for the year 2021-22.

B. Diluted Earnings Per Share (EPS) pursuant to issue of shares on exercise of options calculated in accordance with Indian Accounting Standard (Ind AS) 33

Diluted EPS for the year ended March 31, 2022 is ₹3.39

C. Details related to Employees' Stock Option Plan ("ESOP")

i. The description including terms and a condition of ESOP is summarized as under:

	Particulars	Employees' Stock Option Plan 2014*
(a)	Date of shareholders' approval	September 30, 2014
(b)	Total number of options approved under ESOP	1,323,567
(c)	Vesting requirements	The options granted will vest at the rate of 25% of the options granted after the completion of first year, second year, third year and fourth year from the date of the grant.
(d)	Exercise price or pricing formula	The Exercise Price shall be the price at the latest available (closing) market price on the applicable stock exchange (i.e. the stock exchange where the volume of shares of the Company traded on that day is the highest) prior to the date of the meeting of the Board or any committee thereof at which such options have been granted.
(e)	Maximum term of options granted	The Employees shall be free to exercise vested options within a period of six months from the date of separation or seven years from the date of grant whichever is earlier, or such period as may from time to time be decided by the Nomination and Remuneration Committee. Options that have not been exercised within this period shall lapse and stand cancelled.
(f)	Source of shares (primary, secondary or combination)	Primary
(g)	Variation in terms of options	None
Additional information:		
Number of options granted:		No options were granted during the year under review.
Pricing formula:		The options shall be priced at the latest available (closing) market price on the applicable stock exchange (i.e. the stock exchange where the volume of shares of the Company traded on that day is the highest) prior to the date of the meeting of the board or any committee thereof at which such options have been granted. However, the minimum price shall be face value of the share.
Options vested:		A total of 37,500 options vested during the year.
Options exercised and number of shares arising out of such exercise:		A total of 5,75,200 options were exercised during the year.
Options lapsed:		A total of 50,000 options were lapsed during the year.
Variations in terms of options:		There was no variation in the terms of options.
Total Number of options in force:		4,23,800 options were in force as on March 31, 2022

* The "Employee Stock Options Plan 2014" is valid for a period of 07 (seven) years i.e. till September 29, 2021, No further renewal of existing scheme is recommended by Nomination & remuneration Committee. Hence the new scheme of the Company, as and when recommended by the Nomination and Remuneration Committee and approved by the Board of Directors shall be placed before the shareholders for their approval. Meanwhile the Options already granted under the existing scheme to the employees of the Company shall stay in force as per the terms & conditions of the scheme as approved by the shareholders at the 19th AGM of the Company.

ii. Method of Accounting

The Company has calculated the employee compensation cost using the fair value method of accounting to account for options issued under the ESOP in force.

The fair value at grant date of options granted during the year ended March 31, 2022 was **NIL**, since **no options** were granted during the year. (For March 31, 2021: NIL). The fair value at grant date is determined using the Black Scholes Model which takes into account the exercise price, the term of the option, the share price at grant date and expected price volatility of the underlying share, the expected dividend yield and the risk free interest rate for the term of the option. The value of the option has been determined by an independent valuer.

Where the Company opts for expensing of the options using the intrinsic value of the options, the difference between the employee compensation cost so computed and the employee compensation cost that shall have been recognized if it had used the fair value of the options shall be disclosed. The impact of this difference on profits and on EPS of the Company shall also be disclosed: **Not Applicable**.

iii. Option movement during the year for Employees Stock Option Plan (ESOP):

Particulars of ESOP	As at March 31, 2022
Face Value of an Option	10
Grants:	
Outstanding at the beginning	1,049,000
Add.: Granted during the year	-
Less: Exercised during the year	575,200
Less : Forfeited/Lapsed during the year	50,000
Outstanding as at the end	423,800
Vested:	
Outstanding at the beginning	924,000
Add: Vested during the year	37,500
Less : Exercised during the year	575,200
Less : Forfeited/Lapsed during the year	50,000
Outstanding as at the end	336,300
Number of options exercised during the year	575,200
Number of shares arising as a result of exercise of options	575,200
Money realized by exercise of options	₹232 Lakhs

iv. Weighted-average exercise prices and weighted average fair values of options shall be disclosed separately for options whose exercise price either equals or exceeds or is less than the market price of the stock:

Particulars	As at March 31, 2022		As at March 31, 2021	
	Options	Weighted Average Exercise Price (₹)	Options	Weighted Average Exercise Price (₹)
Options outstanding at beginning of the year	1,049,000	38.80	1,332,500	37.76
Granted during the year	-	-	-	-
Exercised during the year	575,200	40.39	83,500	27.80
Forfeited/lapsed during the year	50,000	36.10	200,000	38.06
Options outstanding at end of year	423,800	36.96	1,049,000	38.80

As at March 31, 2022:

Range of Exercise Price	Number of shares arising out of options	Weighted average remaining life (Years)	Weighted average Exercise Price (₹)
₹10 to ₹15	-	-	-
₹16 to ₹45	323,800	Less than 1 year	33.67
₹46 to ₹60	100,000	4	47.6

As at March 31, 2021:

Range of Exercise Price	Number of shares arising out of options	Weighted average remaining life (Years)	Weighted average Exercise Price (₹)
₹10 to ₹15	-	-	-
₹16 to ₹45	899,000	2	36.84
₹46 to ₹60	150,000	5	50.58

v. A description of the method and significant assumptions used during the year to estimate the fair value of options at the time of grant including the following information:

The Company uses fair valuation method using the following assumptions:

	For the year ended March 31, 2022*	For the year ended March 31, 2021*
Dividend Yield	NA	NA
Expected Volatility	NA	NA
Risk free interest rate	NA	NA
Expected life of share options	NA	NA

*No options were granted during the year under review.

The expected price volatility is based on the historic volatility (based on the remaining life of the option), adjusted for any expected changes to future volatility due to publicly available information.

vi. Employee wise details (name of employee, designation, number of options granted during the year, exercise price) of options granted to-

(a)	Details of Senior managerial personnel including Key Managerial Personnel w.r.t. grant of option for the year ended March 31, 2022	No Options were granted during the year under review.
(b)	any other employee who receives a grant in any one year of option amounting to 5% or more of option granted during that year	No employee of the Company received grant of options during the year amounting to 5% or more of options granted or exceeding 1% of issued capital of the Company.
(c)	Identified employees who were granted option, during any one year, equal to or exceeding 1% of the issued capital (excluding out-standing warrants and conversions) of the company at the time of grant.	

Notes:

- Pursuant to approval of the Members at the Annual General Meeting held on September 30, 2014, the Company adopted the "Employee Stock Options Plan, 2014".
- The Maximum number of options to be issued per employee in a fiscal year did not exceed 1% of the outstanding issued share capital, in the line with Regulation 6(3)(d) of SEBI (Share Based Employee Benefits) Regulations, 2014.
- The "Employee Stock Options Plan, 2014" was valid for a period of 07 (seven) years i.e. till September 29, 2021. The Options already granted under the existing scheme to the employees of the Company shall stay in force as per the terms & conditions of the scheme as approved by the shareholders at the 19th AGM of the Company.

For CyberTech Systems and Software Ltd.

Sd/-
Vish Tadimety
Chairman
DIN: 00008106

Place : Treviso, PA, USA
Date : May 04, 2022

MANAGEMENT DISCUSSION AND ANALYSIS

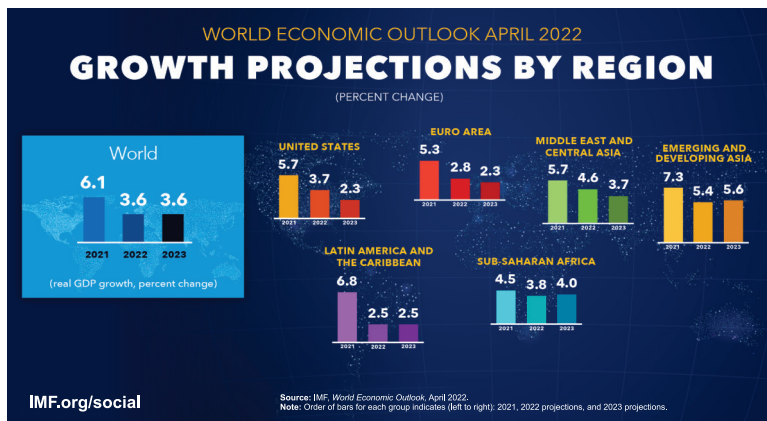
The following discussion and analysis should be read in conjunction with the Company's financial statements included herein and the notes thereto. The financial statements have been prepared in compliance with the requirements of the Companies Act, 2013 and Indian Accounting Standards (Ind AS). The Ind AS are prescribed under Section 133 of the Act, read with Rule 3 of the Companies (Indian Accounting Standards) Rules, 2015, and relevant amendment rules issued thereafter. The Company's management accepts responsibility for the integrity and objectivity of these financial statements, as well as for various estimates and judgments used therein. The estimates and judgments relating to the financial statements have been made on a prudent and reasonable basis, in order that the financial statements reflect in a true and fair manner the form and substance of transactions, and reasonably present the Company's state of affairs and profits for the year. Investors are cautioned that this discussion contains forward looking statements that involve risks and uncertainties. When used in this discussion, words like 'will', 'shall', 'anticipate', 'believe', 'estimate', 'intend', 'expect' and other similar expressions as they relate to the Company or its business are intended to identify such forward-looking statements. The Company undertakes no obligations to publicly update or revise any forward-looking statements, whether as a result of new information, future events, or otherwise. Actual results, performances or achievements could differ materially from those expressed or implied in such statements. Factors that could cause or contribute to such differences include those described under the heading "Risk factors" in the Company's prospectus filed with the Securities and Exchange Board of India (SEBI) as well as factors discussed elsewhere in this report. Readers are cautioned not to place undue reliance on the forward-looking statements as they speak only as on their date of statement.

Information provided in this Management Discussion and Analysis (MD&A) pertains to CyberTech Systems and Software Limited (the Company) and its subsidiaries on a consolidated basis, unless otherwise stated.

1. INDUSTRY OVERVIEW

Global Economy & IT

FY 2022 was the second year of Covid-19 pandemic. Since late 2021, the more infectious Omicron variant has fueled fast-spreading outbreaks, but progress on vaccinations and Omicron's less devastating health impact have tempered the blow, allowing economies to remain more open compared with previous waves. However, in early 2022, the Russian invasion of Ukraine has severely disrupted the global economy outlook, which is still contending with a pandemic.



According to the International Monetary Fund's (IMF) World Economic Outlook (WEO) release of April 2022, after a strong recovery in 2021, the global growth is estimated to decline from 6.1% in 2021 to 3.6% in 2022 and 2023, 0.8 and 0.2 percentage points lower for 2022 and 2023 respectively as compared to projection given in the January 2022 World Economic Outlook.

The ongoing war in Ukraine and sanctions on Russia are expected to reduce global growth in 2022 through direct impacts on the two countries and global spillovers. Even before the war, inflation in many countries had been rising due to supply-demand imbalances and policy support during the pandemic, prompting a tightening of monetary policy. Overall economic risks have risen sharply, and policy tradeoffs have become even more challenging.

The decisions made by policymakers in the coming few years will determine the direction of the next decade. In this period of financial stress and high debt, global cooperation will be crucial in helping emerging economies expand their financial resources so that they can achieve green, resilient, and inclusive development. The disruption caused due to pandemic and current geopolitical issues would have long-lasting economic and health consequences, necessitating combined support from government, society, and policymakers.

State of the Technology Industry –

Two year ago when pandemic started, technology was the solution that enabled enterprises across globe to not only keep the lights on, but also shift their business models to online mode, adapt products and services to changing market forces and customer demands and enable collaborate in a distributed work paradigm. Demand for digitalization and cloud migration has risen dramatically, while supply chain disruptions have become a major roadblock to capturing the growth opportunities across technology industry.

According to NASSCOM's Strategic Review Reports of 2022, the global technology industry is now valued at almost USD 1.7 trillion in 2021, reflecting a growth of 9% on year-on-year basis and is projected to touch USD 1.8 trillion in 2022. The global IT services spend crossed USD 899 billion at a growth of 6.2% in 2021 while BPM grew at 5% to touch USD 211 billion. Key factor that drove this spend were accelerated digital adoption across verticals and industries. As per Nasscom's CEO survey for 2022, about 70% CEOs expressed confidence that the demand for digital transformation and offshoring will continue to remain strong in 2022 and next few years to come.

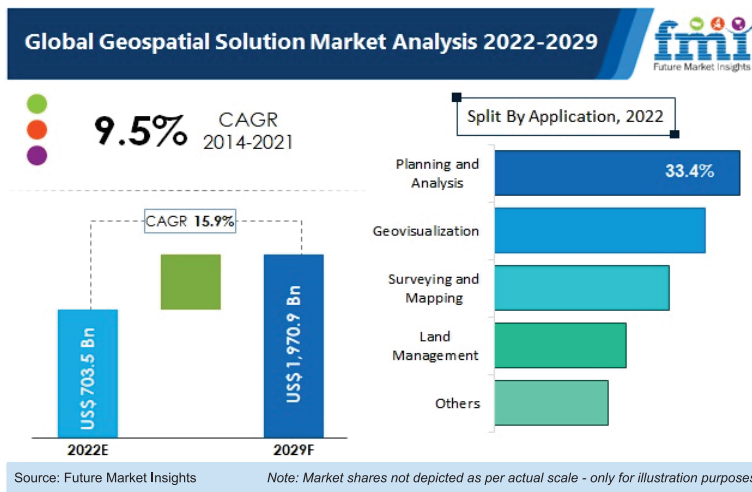
The fastest-growing segment will be cloud-based software services. Cloud migration, Big Data Analytics, Robotic Process Automation (RPA), Artificial Intelligence (AI), Machine Learning (ML), Internet of Things (IoT), and 5G adoption will certainly accelerate the technology industry's growth in 2022. Demand environment across sector is expected to remain robust primarily driven by cloud migration, increased shift from traditional services to digitalization, DevOps, and As-a-Service models. The key verticals - BFSI, Healthcare, Manufacturing and retail/e-commerce are expected to be major consumers of technology in 2022 and beyond.

Enterprises in their respective sectors intend to build deeper value chain relationships based on trust, transparency, and technology to overcome supply shocks. In 2022, hybrid working models, customer centricity, more personalized employee engagement, digital skilling, and sustainable business reorientation will gain traction and influence major decisions.

According to IMARC Group, the global geographic information system (GIS) market size reached USD 10.1 Billion in 2021 and is estimated to touch USD 21.1 Billion by 2027, reflecting growth at a CAGR of 13.1% during the forecasted period of 2022 - 2027.

Geospatial Industry

The geospatial industry continues to remain one of the most rapidly expanding industries. It is evolving from a product-driven to a solutions-driven business model. Technology innovation, integration of workflows and augmentation of spatial analytics in business processes are key factors driving the geospatial industry.



According to Future Market Insights recent report, the global geospatial solution market is forecasted to grow from USD 703.5 billion in 2022 to USD 1,970.9 billion by 2029, growing at a CAGR of 15.9% during the forecast period of 2022 to 2029. The factors such as growing urbanization, rising adoption of technologies such as remote sensing, GIS/spatial analytics, Global Positioning Systems (GPS) and 3D scanning across various applications are key growth drivers of geospatial solution market. This includes geospatial surveying and mapping, geovisualization, geospatial planning and analysis, land management and others.

The United States (U.S.) market anticipate the largest consumption of geospatial solution in North America and is estimated to grow at a CAGR of 11.7% during 2022 to 2029. The U.S. geospatial solution sales are expected to reach 2.1X by 2029 in the geospatial solution market. The advancements of geospatial technologies and increasing implementation

with remote sensing applications across industries are key factors driving this growth, as per Future Market Insights report. APAC and Europe are other major regions that are considered as the main users of geospatial technology, boosting the growth opportunity significantly. The rising user base along with various steps taken by the governments is another key factor driving the demand for geospatial data and services across geographies.

The global Cloud GIS Market is forecasted to surpass USD 5.21 billion by 2026, growing at a CAGR of 19.7% between 2021 and 2026, as per IndustryARC research. The growth is anticipated to be driven by growing demand from the location based services market as the U.S region is making significant investments in the usage of GIS technology in several industries such as natural resources, utilities, construction and mining. North America is dominating the market and holds the largest market share followed by Europe and APAC. The Government of India has started with the implementing the GIS technology and initiated Digital India projects to upgrade the internet network and infrastructure so it is easily accessible to the people. The adoption of Cloud GIS technology by various governments worldwide will drive the market in coming years.

The increasing use of geospatial analytics, rise in internet penetration, growth in infrastructural developments, growth of cellular networks and real time communication for the various applications such as wireless broadband, mobile applications, GPS tracking and others key factors boosting the growth of geospatial industry. As the global economy is recovering gradually, many new opportunities are emerging across sectors and the geospatial industry is at the front of the queue to seize them. Thus creating new business opportunities for the companies like CyberTech.

2. BUSINESS OVERVIEW

In FY 2022, we continued to manage the impacts of the multiple waves of Covid-19 pandemic. We continue to be proud of our colleagues as they work from home under difficult circumstances and expect to substantial benefits when we return to collaborating in person. We are committed to offering them best-in-class digital infrastructure and hence, we will continue to invest in building a zero-footprint, green and secured digital infrastructure.

Despite challenges, we ended a strong financial year with a substantial increase in both margins and growth. The pandemic has enhanced the pace of cloud transformation around the world, which is the key focus area for CyberTech and thus presenting significant prospects for the company.



Our focus on SAP cloud gained significant momentum, CyberTech has become an SAP Gold Partner and SAP PartnerEdge Sale partner for cloud products. Our association with SAP BTP / HANA continued to contribute towards new business in SAP HANA cloud migrations. This is a focused area for businesses across the globe as they are speed up their journey to the cloud.

We continued to strengthen our Managed ArcGIS Cloud Services practice by hiring talent and discovering client needs. Our clients are realizing business edge through our unparalleled GIS experience, cloud security focus and understanding of web scale complex systems.

Our deal pipeline continues to remain strong for our three key offerings - SAP S/4HANA and SAP Cloud Offerings, Managed ArcGIS Cloud Services and Spatialitics Cloud Software Solutions. We will continue investing in further development of these offerings as well as our digital marketing capabilities that have created a strong demand generation engine.

Our US-based subsidiary, Spatialitics LLC, which was formed to focus on spatial analytics-based fabric and product portfolio, is growing in line with Company's strategy. Our Spatialitics product lines are now fully cloud ready. During the year, we won a large, multi-year Spatialitics GeoShield Real-Time contract. This is a significant win in terms of size and expanding our customer base in public safety as this is a major new logo from a large US State Division of Criminal Justice Services. This success is attributed to the right blend of our product-market fit and effectiveness of our sales model.

On partnership front, we took another major leap forward as we become a Microsoft Gold Partner in addition to our previously announced membership in SAP® PartnerEdge Program with a Sell Focus. This is a significant boost to our sales and product development strategy. With this partnership upgrade, our team now works jointly to co-sell Azure-native services and solutions with Microsoft. Also, we now have unlimited access to the Microsoft's presales assistance and on-demand go-to-market content. As a part of the partnership, our development team now has free access to multiple Microsoft products for development and learning purposes.

Our continued strategy of building and nurturing long term relationships with our customers helped us to deliver strong results in these unprecedented times. FY 2022 revenue stood at ₹1,488 million. EBITDA grew by 28% to ₹380 million and PAT grew by (5.7)% to ₹227.1 million. The performance demonstrates the operational efficiency and maturity that the company accomplished over the past year. We retained our strong balance sheet with no debt and continue to generate decent cash flow.

The United States continued to be the major revenue contributor with a contribution of 97% towards operating revenue while 3% accounted for India. The company continue to see steady growth from US business which grew 3% on a year-on-year basis in FY 2022.

The company continues to focus on deepening ESRI and SAP relationships and sees Esri ArcGIS cloud services and SAP S/4HANA move as great opportunities going forward.

Quality

At CyberTech the management and employees are committed to delivering solutions and IT services that consistently exceed client expectations and delight our clients through continued Quality improvements.

CyberTech has achieved ISO 9001-2008 and CMMI Level 3 standards for offshore development activities. We are now in the process of getting ISO 27001 certification which is a Network and Security related certification. This will further boost our customer confidence in us.

3. HUMAN RESOURCES

The company believes that effective human resources administration is the best way to ensure that personnel needs are well integrated and amalgamated into long term organizational goals. Effective employee management tops the priority of the Human Resource Department of the Company.

The human resource strategy is focused on creating a performance driven environment in the company, where innovation is encouraged, performance is recognized and employees are motivated to realize their potential.

HR not only continuously acquires the right people for right place but groom them. CyberTech Management is constantly in touch with employees to boost their morals. Training programs are arranged to improve their skill sets which in turn helps the Company to efficiently achieve their targets, to provide timely support to customers and follow up with the clients to support their software platforms.

The Company and its wholly owned subsidiaries have 547 full time employees on its payroll.

4. OPPORTUNITIES AND THREATS

Opportunities:

In this progressively complex and interconnected world, geospatial technologies have become all pervasive, driving major disruptions across industry segments. The escalating adoption of location analytics and Big Data among organisations, the ubiquity of everyday geo-enabled mobile applications, the reducing cost and increasing accuracy of all sorts of sensors, and surging reliance on the Cloud have ensured that geospatial becomes a core enabling technology for even those who find it hard to define the term. The new advancements and modernisation in drone technology and the rising deployment of Unmanned Aerial Vehicles (UAVs) for remotely supervising and gathering a large number of location data with minimal human

intervention are likely to unfold new opportunities for the geospatial market. Simultaneously, the growing usage of GPS enabled smartphones and devices is also expected to drive market growth.

COVID-19 pandemic scenario has pushed the world towards faster adoption of digital infrastructure - the Cloud, and SaaS based apps. This has opened up a great opportunity for CyberTech's Cloud Transformation offerings and Spatialitics' cloud-based spatial analytics products.

Spatial Analytics is a new area that is shaping up and growing very fast riding on the fact that it is at the heart of IoT, Smart Cities and Digital Transformation. Spatial Analytics lead to intelligent machine level decision making. CyberTech has the opportunity and continues to focus on being the Leader in Location and Spatial Analytics.

CyberTech has Alliance partnerships with several leading technology companies including SAP, ESRI, Cisco and Microsoft. The Company is well poised to take advantage of the new advanced technologies provided by these alliance partners. These technology alliance partners expect to see major technology opportunities for their customers in the United States.

CyberTech continues to focus on Enterprise Solutions offerings. Any increase in offshore related services should have the effect of increased Company margins and profitability and increased longevity of business contracts. The Company intends its growth share with the existing clients which will have a supplemental effect of reducing the cost of overhead as well as the delivery cost.

Threats:

The economic uncertainty of the current worldwide markets makes the future less predictable than in the past due to the current demand environment. Worldwide IT spending growth has significantly reduced with budget cutbacks on IT spending by customers, buyers in "wait and watch" mode, government units significantly cutting budgets to match expected revenue shortfalls and delayed decision making. Reduction in new client additions, absence of large deals, vendor consolidation, downsizing for greater efficiencies and cost savings as well as pricing pressures in both onsite and offshore realization put greater pressures on revenues and margins in the last fiscal year and are expected to track lower for some time.

The US market is under increasing pressure from general economic conditions as growth diminishes. US spending on off-shore services has slowed down in the face of these market conditions as well as the adoption of protectionist measures by policy makers. CyberTech is also subject to the threats of competing against much larger International IT service providers, the large global Indian IT service providers and more entrenched US and Global System integrators, many of which also provide services to established markets on an offshore basis. The good news is that global sourcing is expected to increase as the focus on cost and 'value' increases with buyers "stretching the dollar" to include greater value delivery.

As with other Indian IT Services companies, other general threats to the business continue to include competition among Information and Technology units in India for talented people, which has resulted in rising employee compensation packages and shrinking margins available to IT Companies. We are also seeing a potential backlash in the US from the increasing loss of employment due to outsourced services overseas, resulting in an impact on the country's immigration enforcement procedures.

5. OUTLOOK AND RISKS

Outlook:

The fiscal year 2022 was second year of Covid-19 pandemic for the global economy. This was the year when we saw the reopening of global economies and speedy vaccination rollouts, however the year also saw multiple virus waves, increased inflation, supply side disruption, and Russia-Ukraine war. The fiscal year 2023 will remain uncertain due to above mention factors. Experts believe that supply side disruption might get stabilized by the end of year.

The geospatial industry continues to remain most rapidly expanding industries. The growth momentum is being fuelled by increased adoption of advanced technologies and enhanced integration with mainstreaming. The Covid-19 pandemic has sped up the cloud migration and digital transformation by several years, and majority of these changes may be permanent. Enterprises are revisiting their investment strategies to stay relevant in these demand-driven, competitive market. Throughout this crisis, the value addition that spatial analytics provides has been clearly demonstrated. Geospatial data and location intelligence are becoming increasingly important for faster economic recovery.

We are experiencing increased adoption of secured and high-performing cloud and digital infrastructure by our customers. CyberTech is becoming their choice as the partner in their digitalization journey due to our unparalleled expertise in cloud infrastructure and our close partnership with Esri, including our ArcGIS Cloud Service Specialty designation. Our partnership with SAP continues to strengthen.

As a company, we will remain focused on the following areas and will continue to invest as needed to strengthen its capabilities for future growth:

- Cashflow management and continuous cash generation from operations
- Supporting our customers through this pandemic
- Human Capital Management
- SAP S/4Hana and Cloud migration
- Delivery of Managed ArcGIS Cloud Services
- Continued development of Spatialitics Products
- Sales and Digital Sales.

Cloud and digital transformation have become a necessity in this pandemic era. The cloud industry is projected to see huge growth and CyberTech is perfectly positioned to be part of this growth. The Company will continue to see business increases in the coming years, leveraging Company's growth strategy centred around cloud transformation and will continue to produce strong results.

Risks:

Risk management program involves risk identification, assessment and risk mitigation. The Company has evolved following offerings.

1. Spatial Analytics Platform
2. Enterprise solutions

Each line of offerings has been given full operational freedom to improve the business but their margins are constantly monitored by the Management and Board of Directors and Executive Committee. Each has been given targets and means by way of budgets to improve their efficiency and healthy strategic growth of the Company.

Some of the key strategic risks the company faces, their impact and corresponding risk mitigation actions undertaken by the company are discussed in the table:

Key Risks	Impact on CyberTech	Mitigation
Lack of Diversification	The Company's potential for growth is driven by one market segment, namely IT services, with a focus on several technology areas.	Company management has purposely remained focused in the near term as opposed to spreading its manpower too thin to achieve its goals. The company is also taking measures to change the perspective from the pure services providers company to market Product and IPs.
Excessive dependence on one geographic segment	A large percentage of company's revenue comes from USA, heavy dependence on this one geographic segment could lead to volatility because of the economic and political situation there.	The Company's various product initiatives are gaining momentum globally apart from USA. This can be leveraged to expand its horizon other than USA.
Legal and Statutory Risks	The company's international operations are subject to local legal and statutory risks including compliance with local laws and regulations, one of which is compliance with immigration laws and regulations, which may change from time-to-time. Other risks include contractual risks when delivering complex technology solutions.	As of the date of this report, the company is not aware of any noncompliance with local laws or regulations that would have a material impact on Financial Statements.
Risk of attracting and retaining of IT Professionals in a highly competitive environment	In the IT services industry, people are the most valuable assets. Attrition of the key technical talent is one of the major risks.	The company reviews its compensation policies regularly to determine that compensation is competitive with the market conditions. The company also determines that there is a defined career path for all employees and the work environment provided to all employees is very competitive and is of very high standard.
Currency Risk	The changes in currency rate between Indian Rupees and US dollars have been a major cause of concern. The fluctuation of rates coupled with the shocks emerging from various parts of the world relating to the economic meltdown has increased the currency risk.	The Company has framed its hedging policy and Management and the Board of Directors monitor the currency position from time to time.

Disruption and Uncertainty in Business due to Covid-2019 pandemic	The company's operations might be impacted due to incapacitation of some sections of the workforce due to exposure to the pandemic, reduced productivity due to employee stress and impact on emotional well-being while under local lockdowns or quarantines, inability to provide work from home access. These could impact revenue growth and lead to potential customer claims on grounds of non-adherence to service delivery commitments.	CyberTech remain focused on maximizing "remote working/work from home" across all geographies to aid social distancing, and to ensure a safe working environment for business-critical associates for whom it is unavoidable to remain onsite. We are also preparing to secure our future in these challenging times with aggressive cost control and an optimization plan focused primarily on liquidity and cash. We stay confident in our ability to embrace and adapt to the new normal.
---	---	---

6. INTERNAL CONTROL SYSTEM & THEIR ADEQUACY

The Company has Internal Control procedures commensurate with its size and nature of the business. These business procedures ensure optimum use and protection of the resources and compliance with the policies, procedures and statutes.

The Internal Control Systems provide for well-defined policies, guidelines and authorizations and approval procedures. The operation and monitoring of the system of internal control is entrusted to employees who possess the necessary skills, technical knowledge, understanding of the Company, industries and markets in which it operates.

An Independent Audit Committee, on quarterly basis, reviews adequacy and effectiveness of internal controls and provides observations/recommendations. The discussions are also made with Internal Auditors and the Internal Audit Report is also reviewed by the Committee.

7. FINANCIAL CONDITION

Your Company had consolidated revenues of ₹148.76 Crores and ₹22.71 Crores net profit in the current year. The Company expects to achieve significant growth in revenue and net income in the coming years. The detailed financial condition is stated in the Board's Report which forms part of the Annual Report. A quick snapshot is given below:

(₹In Crores)

Particulars	FY 2022	% of Revenue	FY 2021	% of Revenue	% of Growth
Revenue	148.76	100	124.78	100.0	19.22
Earnings before interest, tax, depreciation and amortization (EBITDA)	38	25.54	29.7	23.8	27.94
Profit Before Tax (PBT)	30.06	20.20	22.7	18.2	32.42
Profit after tax attributable to the shareholders of the company	22.71	15.27	24.1	19.3	(6.12)
Earnings per Share (₹)	8.13	-	8.74	-	(6.98)

Key Financial Ratios - Consolidated

Key Financial Ratios	FY 2022	FY 2021
Debtors Turnover	5.35	4.04
Current Ratio	5.52	3.74
Operating Profit Margin	21.78%	18.5%
Net Profit Margin	15.27%	19.30%
Return on Net Worth	17.95%	23.06%

The above table presents key financial ratios, as applicable for the Group. The change in Current Ratio is significant, as defined under the amended SEBI (LODR) Regulations, 2015 i.e. over 32% compared to previous year. This is on account of increase in investments during the year and decrease in current liabilities, hence the current ratio has improved. The Debtors Turnover Ratio has increased on the account of increase in trade receivable cycle. While the financial ratios of the Company has shown a healthy growth, the previous year figures were muted mainly due to one-time write-offs taken during the previous year.



8. CAUTIONARY STATEMENT

Statements in this document/discussion relating to future status, events, or circumstances, including but not limited to statements describing the Company's objectives, projections, estimates and expectations maybe 'forward looking statements' within the meaning of applicable laws and regulations. Such statements are subject to numerous risks and uncertainties and are not necessarily predictive of future results. Actual results could differ materially from those expressed or implied. Important factors that could make a difference to the Company's operations include economic developments, particularly in the USA & improvements in the state of Information Technology Services markets, changes in the Government regulations in India & USA, tax laws & other incidental factors.

For CyberTech Systems and Software Ltd.

Place : Trevoze, PA, USA
Date : May 04, 2022

Sd/-
Vish Tadimety
Chairman
DIN: 00008106

REPORT ON CORPORATE GOVERNANCE

We are pleased to submit hereunder a detailed report on Corporate Governance for the Financial Year ended on March 31, 2022, pursuant to Regulation 17 to 27 and Regulation 34 read with Schedule V to the Securities and Exchange Board of India (Listing Obligations and Disclosure Requirements) Regulations, 2015 and amendments thereof ("SEBI (LODR) Regulations, 2015") as applicable, with regard to Corporate Governance.

1. COMPANY'S PHILOSOPHY ON CODE OF CORPORATE GOVERNANCE

The Company's philosophy on Corporate Governance oversees business strategies and ensures fiscal accountability, ethical corporate behavior and fairness to all stakeholders comprising regulators, employees, customers, vendors, investors and the society at large. Since inception, CyberTech Systems and Software Limited ("the Company/CyberTech") has been adopting best practices in the area of Corporate Governance as a means of effectively protecting and enhancing all the stakeholders' value. It would be our endeavor to nurture sustained growth with increased profit margins and enhanced shareholders' value.

The Company has adopted a Code of Conduct for its employees and the Board of Directors, which includes Code of Conduct for Independent Directors which suitably incorporates the duties of Independent Directors as laid down in the Companies Act, 2013 ("the Act") and the SEBI (LODR) Regulations, 2015. These codes are available on the Company's website: <https://cybertech.com/Investor>

The Details of Corporate Governance practices followed in CyberTech are hereunder.

2. BOARD OF DIRECTORS

a. Composition

The Board has an optimum combination of Executive and Non-executive Directors in order to have a balanced Board Structure. As on March 31, 2022, the strength of the Board of Directors is 9 (Nine) Directors comprising of 8 (Eight) Non-Executive Directors including 2 (Two) Women Directors. Out of total number of Directors, 5 (Five) are Independent Directors who constitute more than one-half of the total strength of the Board. The Company is in compliance with the requirements of Regulation 17 of the SEBI (LODR) Regulations, 2015. All Directors are competent and experienced personalities in their respective fields.

None of the Directors on the Board hold Directorships in more than 10 (Ten) public companies. Further, none of them is a member of more than 10 (Ten) committees or chairman of more than 5 (Five) committees across all the public companies in which he or she is a Director. Further, in compliance with Regulation 25(1) of SEBI (LODR) Regulations, 2015, none of the Independent Directors holds directorship in more than 7 (seven) listed companies. Necessary disclosures regarding Committee positions in other public companies as on March 31, 2022 have been made by the Directors.

Independent Directors are Non-executive Directors as defined under Regulation 16(1)(b) of the SEBI (LODR) Regulations, 2015 and Section 149(6) of the Act. The maximum tenure of Independent Directors is in compliance with the Act. All the Independent Directors have confirmed that they meet the criteria of independence as mentioned under Regulation 16(1)(b) of the SEBI (LODR) Regulations, 2015 and Section 149(6) of the Act.

The Composition of the Board, details of other directorships, committee positions as on March 31, 2022 are given below:

Sr. No.	Name	Directors Identification Number (DIN)	Category of Directors	No. of Directorships held (including CyberTech)#	No. of Membership/Chairmanship in Board Committees (including CyberTech)@	
					Chairman	Member
1.	Mr. Vish Tadimety	00008106	Non-Executive Chairman and Promoter Director	1	NIL	NIL
2.	Mr. Ramasubramanian Sankaran	05350841	Executive Director	1	NIL	1
3.	Mr. Steven Jeske	01964333	Non-Executive and Non-Independent Director	1	NIL	NIL
4.	Ms. Amogha Tadimety	06952042	Non-Executive and Non-Independent Director	1	NIL	NIL
5.	Mr. Sudhir Joshi	00349597	Non-Executive and Independent Director	1	2	NIL
6.	Mr. M.P. Bharucha	00361911	Non-Executive and Independent Director	1	NIL	NIL
7.	Dr. Shreepad Karmalkar	03273896	Non-Executive and Independent Director	1	NIL	2
8.	Dr. N.L. Sarda	00147782	Non-Executive and Independent Director	2	NIL	2
9.	Ms. Angela C. Wilcox	08068715	Non-Executive and Independent Director	1	NIL	NIL

Notes:

#Number of Directorships held excludes Directorships in Private Limited Companies, Foreign Companies, Companies under Section 8 of the Companies Act, 2013 (earlier Section 25 of the Companies Act, 1956) and Alternate directorships.

@Only covers Membership/Chairmanship of Audit Committee and Stakeholders' Relationship Committee of Listed and Unlisted Public Limited Companies.

The details of Directorships held in other Listed Companies as on March 31, 2022 are given below:

Sr. No.	Name of the Director	Directorship held in other Listed Companies	Category of Directorship
1.	Mr. Vish Tadimety	NIL	NIL
2.	Mr. Ramasubramanian Sankaran	NIL	NIL
3.	Mr. Steven Jeske	NIL	NIL
4.	Ms. Amogha Tadimety	NIL	NIL
5.	Mr. Sudhir Joshi	NIL	NIL
6.	Mr. M.P. Bharucha	NIL	NIL
7.	Dr. Shreepad Karmalkar	NIL	NIL
8.	Dr. N.L. Sarda	NIL	NIL
9.	Ms. Angela C. Wilcox	NIL	NIL

The Board of Directors met 04 (Four) times during the year under review. The date of the Board Meetings and attendance thereat are furnished hereunder:

Date of Board Meeting	May 13, 2021	July 23, 2021	October 22, 2021	January 21, 2022
Board Strength as on the date of Board Meetings	9	9	9	9
No. of Directors Present*	9	7	8	8

* In view of the outbreak of the COVID-19 pandemic, social distancing norms and restriction on movement of persons at several places in the country the Ministry of Corporate Affairs vide its Companies (Meetings of Board and its Powers) Amendment Rules, 2020 has exempted the Companies to hold the "Matters Not to be Dealt With in a Meeting Through Video Conferencing or Other Audio Visual Means" to be held through Video Conferencing. Further, the Ministry of Corporate Affairs vide its Companies (Meetings of Board and its Powers) Amendment Rules, 2021 have repealed the requirement of holding a Board Meeting for the Matters Not to be Dealt With in a Meeting Through Video Conferencing or Other Audio Visual Means.

b. Attendance of individual Directors at the Board Meetings and last AGM

Name of the Director	No. of Board Meetings held during year	No. of Board Meetings Attended	Attendance at last AGM*
Mr. Vish Tadimety	4	4	Attended
Mr. Sudhir Joshi	4	4	Not Attended
Mr. M.P. Bharucha	4	4	Not Attended
Dr. N.L. Sarda	4	4	Attended
Dr. Shreepad Karmalkar	4	2	Not Attended
Mr. Steven Jeske	4	4	Attended
Mr. Ramasubramanian Sankaran	4	4	Attended
Ms. Amogha Tadimety	4	4	Attended
Ms. Angela C. Wilcox	4	2	Not Attended

* In view of the outbreak of the COVID-19 pandemic, social distancing norm and restriction on movement of persons at several places in the country and pursuant to various General Circulars issued by the Ministry of Corporate Affairs ("MCA Circulars") and Circular No. SEBI/HO/CFD/CMD2/CIR/P/2021/11 dated January 15, 2021 issued by the Securities and Exchange Board of India ("SEBI Circular") and in compliance with the provisions of the Companies Act, 2013 ("the Act") and the SEBI (Listing Obligations and Disclosure Requirements) Regulations, 2015 ("SEBI Listing Regulations"), the 26th AGM of the Company was conducted through Video conferencing Facility.

c. Inter-se relationships amongst Directors

As on March 31, 2022, there is no inter-se relationship among the Directors except Ms. Amogha Tadimety, Non-Executive and Non-Independent Director is the Daughter of Mr. Vish Tadimety, Non-Executive Chairman and Promoter Director of the Company.

d. Number of Shares and Convertible instruments held by Directors

The following Directors are holding Shares of the Company as on March 31, 2022:

Sr. No.	Name of the Director	No. of Shares held
1.	Mr. Vish Tadimety	57,37,189
2.	Mr. Steven Jeske	22,81,433
3.	Ms. Amogha Tadimety	2,54,320
4.	Mr. Ramasubramanian Sankaran	87,685

e. Independent Directors

The Independent Directors of the Company fulfill the criteria of independence, which are given under Section 149(6) of the Companies Act, 2013 and Regulation 16(1)(b) of the SEBI (LODR) Regulations, 2015 and have given declaration of independence as per the requirements. Based on the disclosures received from the Independent Directors, it is hereby confirmed that in the opinion of the Board, the Independent Directors fulfil the conditions specified under the Act and SEBI (LODR) Regulations, 2015 and are independent of the management and are also in compliance with the limit on Independent Directorship of listed Companies as prescribed under Regulation 17A of the SEBI (LODR) Regulations, 2015. The Draft Letter of Appointment of Independent Directors is available on the website of the Company <https://cybertech.com/investors/boardofdirectors.aspx>

During the year under review, a separate meeting of Independent Directors of the Company as per the requirements of Schedule IV of the Companies Act, 2013 and Regulation 25(3) of the SEBI (LODR) Regulations, 2015 was held on February 14, 2022 without the attendance of Non-Independent Directors and the members of the management, *inter alia*, to discuss the following:

- Review the performance of Non-Independent Directors and the Board of Directors as a whole;
- Review the performance of the Chairman of the Company, taking into account the views of the Executive and Non-Executive Directors.
- Assess the quality, content and timelines of flow of information between the Management and the Board that is necessary for the Board to effectively and reasonably perform their duties.

Upon the conclusion of the meeting, the Independent Directors expressed their overall satisfaction over the performance of the other Directors and the Board as a whole and some suggestions were being discussed with the Promoter Director. They also expressed their satisfaction over the quality, quantity and timeliness of flow of information between the Company's management and the Board / Committees of the Board from time to time and performance of Chairman of the Company.

f. Matrix chart of core Skills / Expertise / Competence of the Board of Directors

The Board of the Company has adopted policy on Board Diversity. It seeks to maintain a Board comprised of talented and dedicated Directors with a diverse mix of expertise, experience and skills. The skills and backgrounds collectively represented on the Board reflect the diverse nature of the business environment in which the Company operates.



Pursuant to the Listing Regulations, a matrix chart setting out the core skills/ expertise/ competence of the Board is mentioned below:

Name of the Director	Information Technology	knowledge in Company's sector	Risk Management System	Corporate Governance, Human Resource Development and Administration	Marketing Strategy, Competitive Analysis, Innovation and Research and Development	Stakeholders Relationship
Mr. Vish Tadimety	✓	✓	✓	✓	✓	✓
Mr. Sudhir Joshi	✓	✓	✓	✓	✓	✓
Mr. M.P. Bharucha	✓	✓	✓	✓	✓	✓
Dr. N.L. Sarda	✓	✓	✓	✓	✓	✓
Dr. Shreepad Karmalkar	✓	✓	✓	✓	✓	✓
Mr. Steven Jeske	✓	✓	✓	✓	✓	✓
Mr. Ramasubramanian Sankaran	✓	✓	✓	✓	✓	✓
Ms. Amogha Tadimety	✓	✓	✓	✓	✓	✓
Ms. Angela C. Wilcox	✓	✓	✓	✓	✓	✓

Skills/ Expertise/ Competence of the Board of Directors can be accessed on the weblink: <https://cybertech.com/investors/boardofdirectors.aspx>

g. Familiarization Programme

Pursuant to the provision of Regulation 25(7) of the SEBI (LODR) Regulations, 2015, the Company has in place Familiarization Programme for Independent Directors to familiarize them about the Company and their role, rights and responsibilities in the Company. The Familiarization Programme and details of Familiarization Programme imparted during 2021-22 are uploaded on the website of the Company and can be accessed through web-link <https://cybertech.com/investors/boardofdirectors.aspx>

h. Information placed before the Board of Directors

Among others, information placed before the Board includes:

- Annual operating plans, Budgets and updates thereof. Quarterly, half yearly and annual results of the Company as per the format prescribed in Listing Regulations.
- Minutes of the Meetings of the Board and all other Committees of the Board.
- The information on recruitment and remuneration of senior officers just below the Board level, including the appointment or removal, if any
- Status of important/material litigations etc.
- Show cause, demand, prosecution notices and penalty notices, which are materially important.
- Fatal or serious accidents, dangerous occurrences, any material effluent or pollution problems.
- Any material default in financial obligations to and by the Company.
- Any issue, which involves possible public or product liability claims of substantial nature, including any judgment or order, which may have passed strictures on the conduct of the Company or taken an adverse view regarding another enterprise that can have negative implications on the Company.
- Details of any joint venture or collaboration agreement.
- Transactions that involve substantial payment towards royalty, goodwill, brand equity or intellectual property.
- Any significant development in human resources/ industrial relations front, as and when it occurs.
- Sale of material nature of investments, assets which are not in the normal course of business.
- Quarterly details of foreign exchange exposures and the steps taken by the management to limit the risks of adverse exchange rate movement, if material.
- Non-Compliance of any regulatory, statutory nature or listing requirements and shareholders' service, such as non-payment of dividend, delay in share transfer, if any, and other steps taken by the Company to rectify instances of non-compliances, if any.

(I) Confirmation of Independence

In the opinion of the Board, the Independent Directors fulfil the conditions specified under the Act and SEBI (LODR) Regulations, 2015 and are independent of the management.

3. COMMITTEES OF THE BOARD

The Company has four Board-level Committees namely, Audit Committee, Nomination and Remuneration Committee, Stakeholders' Relationship Committee and Corporate Social Responsibility Committee.

All decisions pertaining to the constitution of Committees, terms of reference, etc. are taken by the Board of Directors. Details on the role and composition of these Committees, including the number of meetings held during the Financial Year 2021-22 and the related attendance, are provided below:

i) Audit Committee**a) Brief description of Terms of reference**

The terms of reference of the audit committee is available on the website of the Company and is available at: https://cybertech.com/investors/corporate_policies.aspx The relevant extract of the terms of reference of Audit Committee are as follows:

Oversight of financial reporting process.

- i. Reviewing with the management, the annual financial statements and auditors' report thereon before submission to the Board for approval.
- ii. Evaluation of internal financial controls and risk management systems.
- iii. Recommendation for appointment, remuneration and terms of appointment of auditors of the Company.
- iv. Approve policies in relation to the implementation of the Insider Trading Code and to supervise implementation of the same.
- v. To consider matters with respect to the Code of Conduct and vigil mechanism.
- vi. Recommending to the Board the appointment/ remuneration of the Auditors.
- vii. Approving the payments of Cost Auditors towards other services rendered by them..
- viii. Consider and comment on rationale, cost-benefits and impact of schemes involving merger, demerger, amalgamation etc., on the listed entity and its shareholders.

b) Composition and attendance at Audit Committee Meetings:

As on March 31, 2022, the Audit Committee comprises of 03 (Three) Directors as the Members. All the Members of the Audit Committee are qualified, experienced and possess sound knowledge of finance, accounting practices and Internal Controls.

During the year under review, 04 (four) meetings were held viz., on May 13, 2021, July 23, 2021, October 22, 2021 and January 21, 2022.

The Composition of Audit Committee and details of attendance of the members during the year 2021-22 are as under:

S.No.	Name	Designation & Category	No. of Meetings attended \$
1	Mr. Sudhir Joshi	Chairman, Independent Director	4
2	Dr. N.L. Sarda	Member, Independent Director	4
3	Dr. Shreepad Karmalkar	Member, Independent Director	1

\$ The attendance includes presence of Directors through Video/tele-conferencing facilities.

The representatives of the Statutory Auditors, Internal Auditors, Secretarial Auditors and Chief Financial Officer are permanent invitees to the Audit Committee Meetings and they attend the meetings. All the members of the Audit Committee have requisite accounting and financial management expertise.

Mr. Sudhir Joshi, Independent Director and Chairman of the Audit Committee had sought leave of absence and authorized Dr. N. L Sarda, Member of the aforesaid Committee to represent him at the 26th Annual General Meeting to respond to the queries raised by the shareholders at the AGM. As per Regulation 18 (1)(e) of SEBI (LODR) Regulations, 2015, the Company Secretary acts as the Secretary of the Audit Committee.

ii) Nomination and Remuneration Committee

The Nomination and Remuneration Committee ("NRC") is constituted in accordance with Section 178 of the Companies Act, 2013 and Regulation 19 of SEBI (LODR) Regulations, 2015.

a) Nomination and Remuneration Policy

The Company had formed a Nomination and Remuneration policy in accordance with the provisions of the Companies Act, 2013 and the SEBI Listing Regulations to harmonize the aspirations of human resources, consistent with the goals of the Company which, inter alia, includes Company's Policy on Board Diversity, selection, appointment and remuneration of Directors, criteria for determining qualifications, positive attributes, independence of a Director and criteria for performance evaluation of the Directors.

The terms of reference of the Nomination and Remuneration Committee are available on the website of the Company and are accessible through https://cybertech.com/investors/corporate_policies.aspx The relevant extract of the terms of reference of Nomination and Remuneration Committee are as follows:

- Recommend to the Board the setup and composition of the Board and its committees.
- Recommend to the Board the appointment/ re-appointment of Directors and Key Managerial Personnel.
- Recommend to the Board the Remuneration Policy for Directors, executive team or Key Managerial Personnel and other employees.
- Perform such functions as are required to be performed by the compensation committee under the Securities and Exchange Board of India (Share Based Employee Benefits and Sweat Equity) Regulations, 2021, as amended from time to time.

b) Composition and attendance at Nomination and Remuneration Committee Meetings

During the year under review, 01 (one) meeting of the Nomination and Remuneration Committee was held on July 23, 2021.

The Composition of the Nomination and Remuneration Committee and details of attendance of the members during the year 2021-22 are as under:

S. No.	Name	Designation & Category	No. of Meetings attended
1	Mr. Sudhir Joshi	Chairman, Independent Director	1
2	Mr. Vish Tadimety	Member, Non-Independent Director	1
3	Mr. M.P. Bharucha	Member, Independent Director	1
4	Dr. N.L. Sarda	Member, Independent Director	1
5	Dr. Shreepad Karmalkar	Member, Independent Director	Nil

The Company Secretary acts as the Secretary to the Committee. Mr. Sudhir Joshi, Independent Director and Chairman of the Nomination & Remuneration Committee had sought leave of absence and authorized Dr. N. L Sarda, Member of the aforesaid Committee to represent him at the 26th Annual General Meeting to respond to the queries raised by the shareholders at the AGM.

c) Performance Evaluation

Pursuant to the provisions of the Companies Act, 2013 and SEBI (LODR) Regulations, 2015, the Board has carried out the annual performance evaluation of its Directors individually as well as the evaluation of the working of its Committees on January 21, 2022. The performance evaluation criteria for Independent Directors are determined by an indicative list of factors on which evaluation was carried out and it includes, participation and contribution by a Director, commitment, effective deployment of knowledge and expertise, integrity and maintenance of confidentiality and independence of behavior and judgment. The performance evaluation of the Directors, the Board and its Committees was accordingly carried out in accordance with the SEBI Circular dated January 05, 2017.

The Independent Directors in their separate meeting held on February 14, 2022, reviewed the performance of the Chairman, Executive Director and other Non-Executive Directors on the Board of the Company. They also assessed the quality, quantity and timeliness of flow of information between the Company Management and the Board that is necessary for the Board to effectively and reasonably perform their duties.

Skills /expertise/ competencies fundamental for the effective functioning of the Company are accessible at: <https://cybertech.com/investors/boardofdirectors.aspx>

d) Remuneration to Non-Executive Directors paid during the Financial Year 2021-22

(₹ in Lakhs)

Name	Designation	Salary	Commission	Sitting fees	Total *
Mr. Vish Tadimety**	Chairman	Nil	Nil	1.80	1.80
Ms. Amogha Tadimety	Director	Nil	Nil	1.80	1.80
Mr. Steven Jeske**	Director	Nil	Nil	1.60	1.60
Mr. Sudhir Joshi	Director	Nil	3.00	3.00	6.00
Mr. M.P. Bharucha	Director	Nil	3.00	1.00	4.00
Dr. N.L. Sarda	Director	Nil	2.00	2.20	4.20
Dr. Shreepad Karmalkar	Director	Nil	1.00	0.60	1.60
Ms. Angela C. Wilcox	Director	Nil	3.00	0.20	3.20

*The remuneration paid to Non-Executive Directors includes commission and sitting fees paid towards attending the Board Meeting and Other Committee Meetings held during the year.

**Mr. Vish Tadimety and Mr. Steven Jeske hold Office or place of profit as Directors in the wholly owned subsidiary, CyberTech Systems and Software Inc. USA and hold Directorship in spatialitics LLC, USA.

e) Remuneration paid to Executive Director

The remuneration paid to Mr. Ramasubramanian Sankaran, Executive Director for the Financial Year 2021-22 is ₹331.63 Lakhs.

Mr. Ramasubramanian Sankaran, Executive Director has also been granted Employee Stock Options under the Employee Stock Option Scheme (ESOP) of the Company, apart from the aforesaid remuneration.

The details of the ESOP granted and exercised by Mr. Ramasubramanian Sankaran during the year are detailed below:

Particulars	As at March 31, 2022
Grants to the Executive Director:	
Outstanding at the beginning	400,000
Add: Granted during the year	-
Less: Exercised during the year	250,000
Less : Forfeited/Lapsed during the year	-
Outstanding as at the end	150,000
Vested to the Executive Director:	
Outstanding at the beginning	400,000
Add: Vested during the year	-
Less : Exercised during the year	250,000
Less : Forfeited/Lapsed during the year	-
Outstanding as at the end	150,000
Details of options Exercised during the year:	
<u>Allotment on July 23, 2021:</u>	
ESOP's exercised	50,000
Exercise price	₹34.12
Amount paid	₹17,06,000
Perquisite value of Options exercised	₹53,80,250
<u>Allotment on September 30, 2021:</u>	
ESOP's exercised	200,000
Exercise price	₹44.30
Amount paid	₹88,60,000
Perquisite value of Options exercised	₹2,01,40,000

f) Fees paid to Statutory Auditors for F.Y. 2021-22

Payments made to Bagaria & Co. LLP, Chartered Accountants, Statutory Auditors of the Company, for the Services rendered by them for the period April 01, 2021 to March 31, 2022 are as follows:

Particulars	Amount (₹)
Audit Fees	15,25,000
Certification and Other Services	150,000
Total	16,75,000

iii) Stakeholders' Relationship Committee

Composition and attendance at Stakeholders' Relationship Committee Meeting

In compliance with Regulation 20 of the SEBI (LODR) Regulations 2015, the Board has constituted the Stakeholders' Relationship Committee, inter alia, to consider and review the complaints received from shareholders. Details of share transfers/ transmissions approved by the Committee are placed at the Board Meetings from time to time. The Board has delegated the authority to allot equity shares against the Stock Options exercised by the employees/ Directors, granted to them under the Employees Stock Option Plan (ESOP) of the Company, to the Stakeholders' Relationship Committee.

The Stakeholders' Relationship Committee meeting was held on March 24, 2022 during the year under review.

The Composition of Stakeholders' Relationship Committee and details of attendance of the members during the year 2021-22 are as under:

S. No.	Name	Designation & Category	No. of Meetings attended
1	Mr. Sudhir Joshi	Chairman, Independent Director	1
2	Dr. N.L. Sarda	Member, Independent Director	1
3	Dr. Shreepad Karmalkar	Member, Independent Director	Nil
4	Mr. Ramasubramanian Sankaran	Member, Executive Director	1

As per the provisions of Regulation 20(2) of SEBI (LODR) Regulations, 2015, Mr. Sudhir Joshi, Chairman of the Committee is a Non-Executive and Independent Director. Further, Mr. Sudhir Joshi, Independent Director and Chairman of the Stakeholders' Relationship Committee had sought leave of absence and authorized Dr. N. L Sarda, Member of the aforesaid Committee to represent him at the 26th Annual General Meeting to respond to the queries raised by the shareholders at the AGM.

Name, designation and address of Compliance Officer:

Ms. Sarita Leelaramani

Company Secretary and Compliance Officer
 CyberTech Systems and Software Limited
 'CyberTech House,' Plot No. B-63/64/65
 Road No. 21/34, J. B. Sawant Marg, MIDC
 Wagle Estate, Thane (W)-400604
 Tel: +91-22-4283-9200; Fax: +91-22-4283-9236

Details of investor complaints received and redressed during the year 2021-22 are as follows:

Opening Balance	Received during the year	Resolved during the year	Closing Balance
Nil	Nil	Nil	Nil

Exclusive e-mail id for Investor Grievances: cssl.investors@cybertech.com.

Transfer of Equity Shares of the Company to DEMAT Account of Investor Education and Protection Fund (IEPF) Authority:

In terms of the provisions of Section 124(6) of the Companies Act, 2013, read with the Investor Education and Protection Fund Authority (Accounting, Audit, Transfer and Refund) Rules, 2016 as amended from time to time, the Equity Shares held by the shareholders in respect of which dividend entitlements have remained unclaimed or unpaid for 07 (seven) consecutive years has to be or more compulsorily transferred to the DEMAT account of the IEPF Authority by the Company within 30 days from the due date. Accordingly, 7,011 Equity Shares were transferred to the Authority's DEMAT Account with NSDL.

The Company has uploaded complete details of such shares on its website : <https://cybertech.com/investors/unclaimedShares>. Also, Shareholders whose names are appearing in the list in the aforesaid link shall claim refund from IEPF Authority by accessing the link <https://www.iepf.gov.in/IEPF/refund>. and filling out the e-Form IEPF-5. The shareholders are requested to seek professional help while filing the e-Form IEPF-5.

There are no shares lying in suspense account / unclaimed suspense account.

iv) Corporate Social Responsibility Committee

In compliance with Section 135 of the Companies Act, 2013, the Board has constituted the "Corporate Social Responsibility Committee" ('CSR Committee').

The terms of reference of CSR Committee includes formulating and recommending to the Board, a Corporate Social Responsibility Policy which shall indicate the activities to be undertaken by the Company as specified in Schedule VII of the Companies Act, 2013, recommend the amount of expenditure to be incurred on the CSR activities, provide guidance on various CSR activities to be undertaken by the Company and monitor the CSR Policy of the Company from time to time.

During the year under review, CSR Committee meeting held on March 24, 2022, noted the CSR expenditure for the F.Y. 2021-22.

The composition of Corporate Social Responsibility Committee and details of attendance of the members during the year 2021-22 are as under:

S. No.	Name	Designation & Category	No. of Meetings attended
1	Mr. Sudhir Joshi	Chairman, Independent Director	1
2	Mr. Vish Tadimety	Member, Non-Independent Director	1
3	Dr. N.L. Sarda	Member, Independent Director	1
4	Mr. Ramasubramanian Sankaran	Member, Non-Independent Director	1

4. GENERAL BODY MEETINGS

i. Location and time, where last three AGMs were held:

Year	Venue	Date	Time	Special Resolution(s) passed
2018-19	'CyberTech House' Plot No. B-63/64/65 Road No. 21/34, J. B. Sawant Marg, MIDC, Wagle Estate, Thane (West)-400604	September 27, 2019	04.00 p.m.	(1) To re-appoint Mr. Sudhir Joshi as an Independent Director of the Company. (2) To re-appoint Dr. N. L. Sarda as an Independent Director of the Company. (3) To re-appoint Dr. Shreepad Karmalkar as an Independent Director of the Company. (4) To re-appoint Mr. M. P. Bharucha as an Independent Director of the Company. (5) Payment of Commission to the Independent Directors of the Company.
2019-20	Through Video Conferencing/ Other Audio Visual Means (OAVM)	September 29, 2020	04.30 p.m.	NIL
2020-21	Through Video Conferencing/ Other Audio Visual Means (OAVM)	September 15, 2021	05.00 p.m.	(1) To re-appoint Mr. Ramasubramanian Sankaran as an Executive Director of the Company and to approve his remuneration.

ii. Details of special resolution passed through postal ballot:

During the year under review, no resolution was passed through Postal Ballot. None of the business proposed to be transacted at the ensuing AGM requires passing a resolution through Postal Ballot.

5 Disclosures

1. Statutory Compliance, Penalties/Strictures

The Company has complied with rules and regulations prescribed by the Stock Exchanges, Securities and Exchange Board of India and any other statutory authority relating to capital market.

No penalty or stricture has been imposed on the Company by the Stock Exchanges or SEBI on any matter related to the capital markets, during the last three years.

2. Related Party Transactions

The Company has adopted the Related Party Transaction Policy which is available on the website of the Company and can be accessed at web link: https://cybertech.com/investors/corporate_policies.aspx

The details of all significant transactions with related parties are periodically placed before the Audit Committee. The Company has entered into related party transactions as set out in Note No. 34 to the Standalone Financial Statements of the Company which do not have potential conflict with the interests of the Company at large.

3. Subsidiary

During the year under review, the Company has material subsidiary as per the criteria specified in SEBI (LODR) Regulations, 2015. Further, the Company has adopted a policy on material subsidiaries and the same is uploaded on the website of the Company which can be accessed through the web-link: https://cybertech.com/investors/corporate_policies.aspx

4. **Vigil Mechanism / Whistle Blower Policy**

In line with the Companies Act, 2013 and SEBI (LODR) Regulations, 2015, the Company has formulated Vigil Mechanism Policy to report concerns about unethical behavior, actual or suspected incidents of fraud or violation of Code of Conduct that could adversely impact the Company's operations, business performance and / or reputation, in a secure and confidential manner. The Company has also provided the complainant direct access to the Chairman of the Audit Committee. Further, no personnel have been denied access to the Audit Committee.

The Vigil Mechanism Policy has been placed on the website of the Company and web-link thereto is:

https://cybertech.com/investors/corporate_policies.aspx

5. **Compliance with Mandatory and Non-Mandatory Requirements**

The Company has complied with all the mandatory requirements of SEBI (LODR) Regulations, 2015 to the extent applicable.

Non-Mandatory Requirements:

Particulars		Status
A.	The Board Non-Executive Chairperson may be entitled to maintain a Chairperson's office at the listed entity's expense and also allowed reimbursement of expenses incurred in performance of his duties.	Complied
B.	Shareholders' Right A Half-Yearly declaration of financial performance including summary of significant events in last six-months, may be sent to each household of shareholders.	Complied, as the Company's half-yearly results are published in leading English and Marathi newspaper, and also uploaded on the website of the Company, hence, the same need not be sent to the shareholders of the Company.
C.	Modified opinion in audit report The listed entity may move towards a regime of financial statements with unmodified opinion.	Complied, Auditor's Report on Audited Financial Results (Standalone and Consolidated) for the quarter and year ended March 31, 2022 is with un-modified opinion.
D.	Separate posts of chairperson and chief executive officer The listed entity may appoint separate persons to the posts of chairperson and Managing Director or chief executive officer.	Complied, The Company has a Non-Executive Chairperson. Since there is No CEO, the Executive Director of the Company is entrusted with the day to day functions of the Company.
E.	Reporting of internal auditor The internal auditor may report directly to the audit committee.	Complied, The Internal Auditors of the Company are present in each Audit Committee Meeting and directly interacts with Audit Committee Members.

6. **Non-Compliance of any requirement of Corporate Governance Report of sub-para (2) to (10) of schedule V of the SEBI (LODR) Regulations, 2015.**

There are no non-compliances of any requirements of Corporate Governance Report of sub-para (2) to (10) mentioned in schedule V of the SEBI (LODR) Regulations, 2015.

The Company has complied the Compliance of Corporate Governance Requirements specified in Regulation 17 to 27 to the extent applicable and clauses (b) to (i) of sub-regulation (2) of Regulation 46 of SEBI (LODR) Regulations, 2015.

7. **Disclosure of Accounting Treatment**

The financial statements are prepared on accrual basis of accounting in accordance with the provisions of the Companies Act, 2013 (the Act) and comply in material aspects with the accounting standards, notified under Section 133 of the Act read with the Companies (Indian Accounting Standards) Rules, 2015.

8. **Code of Conduct for Directors and Senior Management Team**

The Company has adopted a Code of Conduct applicable to all its Directors and members of the Senior Management which is in consonance with the requirements of SEBI (LODR) Regulations, 2015. The said code is available on the website of the Company and can be accessed through web-link: https://cybertech.com/investors/corporate_policies.aspx

All the Board Members and Senior Management Personnel have affirmed compliance with Code of Conduct and Code of Conduct to Regulate, Monitor and Report Trading by Insiders of the Company for the year ended March 31, 2022. A declaration to this effect signed by Mr. Ramasubramanian S., Executive Director of the Company forms part of this Report is attached as **Enclosure I**.

9. **CEO/CFO Certification**

In terms of requirement of Regulation 17(8) of SEBI (LODR) Regulations, 2015, Mr. Praveen Agarwal, Chief Financial Officer has furnished certificate to the Board in the prescribed format. The certificate has been reviewed by the Audit Committee and taken on record by the Board at the meeting held on May 04, 2022. The Certificate is attached as **Enclosure II**.

10. Non-Disqualification of Directors & Certificate of Corporate Governance

Pursuant to Regulation 34(3) and Schedule V Para C clause (10)(i) of the SEBI (Listing Obligations and Disclosure Requirements) Regulations, 2015, a Certificate of Non-Disqualification of Directors is attached as **Enclosure III** along with the Certificate of Corporate Governance as issued by our Secretarial Auditor M/s. S. Anantha & Ved LLP (LLPIN : AAH-8229), Company Secretaries, Mumbai **Enclosure IV**.

11. Directors' Responsibility Statement

The draft Directors' Responsibility Statement signed by Executive Director on behalf of the Board dated May 04, 2022 which is included in the Board's Report for F.Y. 2021-22, has been reviewed by the Audit Committee at its meeting held on May 04, 2022.

12. Reconciliation of Share Capital Audit Report

In terms of the provisions of Regulation 76 of the Securities and Exchange Board of India (Depositories and Participants) Regulations, 2018, Reconciliation of Share Capital Audit was carried out on a quarterly basis by M/s. Anant Amdekar & Associates, Company Secretaries, Thane for F.Y. 2021-22 towards reconciliation of the total admitted capital with National Securities Depository Limited ("NSDL") and Central Depository Services (India) Limited ("CDSL") and those held in physical form with the total issued, paid up and listed capital of the Company. The audit report, inter alia, confirms that the Register of Members is duly updated and that demat/remat requests were confirmed within stipulated time etc. The said report is also submitted to BSE Limited and National Stock Exchange of India Limited.

13. Risk Management Policy

The Company has in place Risk Management System which takes care of risk identification, assessment and mitigation. There are no risks which in the opinion of the Board threaten the existence of the Company. Risk factors and its mitigation are covered extensively in the Management Discussion and Analysis Report forming part of this Board's Report.

14. Code for Prevention of Insider Trading

The Company has adopted a code of conduct to regulate, monitor and report trading by insiders for prevention of Insider Trading in the shares of the Company. The code, inter-alia, prohibits purchase /sale of shares of the Company by Directors and designated employees while in possession of unpublished price sensitive information in relation to the Company and during the period when the Trading Window is closed.

https://cybertech.com/investors/corporate_policies.aspx

15. Means of Communication

- **Website:** The Company's website <https://cybertech.com> under investors Tab contains, inter-alia, the updated information pertaining to quarterly, half-yearly and annual financial results, annual reports, official press releases, the investor/ analysts presentations, details of investor calls and meets, shareholding pattern, important announcements. The said information is available in a user friendly and downloadable form.
- **Financial Results:** The quarterly, half yearly and annual financial results of the Company are submitted to BSE Limited and National Stock Exchange of India Limited after approval of the Board of Directors of the Company. The results of the Company are published in one English daily newspaper and one Marathi newspaper within 48 hours of approval thereof.
- **Chairman's Communiqué:** The Chairman's Letter is distributed to shareholders at Annual General Meeting as a part of Annual Report. The document is also put on the Company's website and can be accessed at <https://cybertech.com/Investor>
- **Annual Report:** Annual Report containing, inter-alia, Standalone Financial Statements, Consolidated Financial Statements, Board's Report, Auditors' Report, Corporate Governance Report is circulated to the members and others entitled thereto and is also available on website of the Company.
- **Designated Exclusive Email ID:** The Company has designated Email Id cssl.investors@cybertech.com exclusively for shareholder/investor servicing.
- **Reminder to Investors:** Reminders for unclaimed shares and unpaid dividend were sent to the shareholders as per our records with RTA during the year under review.
- **SCORES (SEBI Complaints Redressal System):** SEBI has commenced processing of investor complaints in a centralized web based complaints redress system i.e. SCORES. The Company supported SCORES by using it as a platform for communication between SEBI and the Company.
- **Uploading on NSE Electronic Application Processing System (NEAPS) & BSE Listing Centre:** The quarterly results, quarterly compliances and all other corporate communications to the Stock Exchanges are filed electronically on NEAPS for NSE and on BSE Listing Centre for BSE.
- **Email:** The financial results of the Company along with press release and investor presentation, if any, are sent by email to the shareholders who have registered their email id with the Company.

16. General Shareholders' information:

a. Annual General Meeting for F.Y. 2021-22

Date : Tuesday, September 27, 2022

Time : 04:00 P.M.

Venue : Through Video Conferencing/Other Audio Visual Means

As required under Regulation 36(3) of the SEBI (LODR) Regulations, 2015, particulars of Directors seeking appointment/re-appointment at the ensuing AGM are given in the Notice of the AGM to be held on **Tuesday, September 27, 2022.**

b. Financial Calendar

Year ending : March 31

AGM : in September

Dividend Payment : Within 30 days of declaration of dividend at the AGM, subject to shareholders approval.

c. Date of Book Closure / Record Date : Wednesday, September 21, 2022 to Tuesday, September 27, 2022 (Both days inclusive)
Record date/cut-off date: Tuesday, September 20, 2022

d. Financial Calendar for F.Y. 2022-23 : Results for the Quarter ending
(Tentative)
June 30, 2022 – within 45 days from the end of the quarter
September 30, 2022 – within 45 days from the end of the quarter
December 31, 2022 – within 45 days from the end of the quarter
March 31, 2023 – within 60 days from the end of the quarter
Annual General Meeting – September, 2023

e. Listing on Stock Exchanges : **National Stock Exchange of India Limited ("NSE")**
Exchange Plaza, C-1, Block G, Bandra Kurla Complex,
Bandra (East), Mumbai 400 051

BSE Limited

P. J. Towers, Dalal Street Fort, Mumbai 400 001

Annual Listing Fees have been paid to the stock exchanges for the F.Y. 2021-22

The Company has paid the annual Custody Fees to Central Depository Services (India) Limited and National Securities Depository Limited for the F.Y. 2021-22

f. Scrip Code/ Symbol : **NSE- CYBERTECH**

BSE- 532173

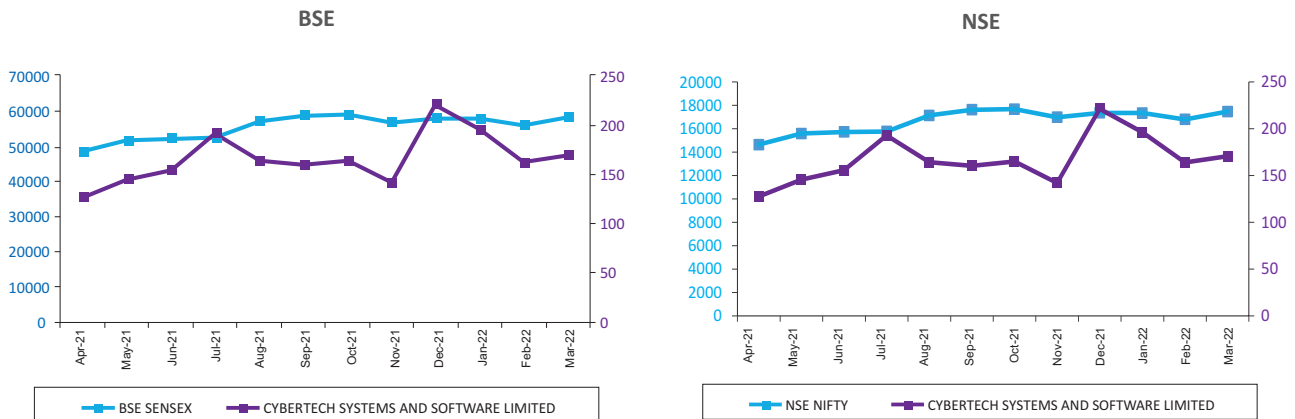
g. Market Price Data : The monthly high and low market price of shares traded on BSE and NSE for F.Y. 2021-22 is as follows:

(Amount in ₹)

Month	BSE		NSE	
	High	Low	High	Low
April, 2021	142.85	116.00	143.00	117.00
May, 2021	163.95	122.20	164.10	124.50
June, 2021	158.35	132.55	158.50	132.60
July, 2021	208.45	153.55	208.40	153.50
August, 2021	199.40	152.80	199.80	152.30
September, 2021	178.30	153.05	178.90	153.00
October, 2021	183.00	154.25	183.00	154.80
November, 2021	172.00	129.20	168.00	134.00
December, 2021	243.00	141.75	242.90	143.50
January, 2022	245.70	179.00	245.35	178.75
February, 2022	212.40	151.70	216.00	150.45
March, 2022	197.00	160.80	197.60	160.00

[Source: This information is compiled from the data available on the websites of BSE and NSE]

h. Performance in comparison of broad based indices such as BSE-Sensex, CRISIL, Index, etc. :



i. Registrar and Transfer Agents

Link Intime India Private Limited

Unit : CyberTech Systems and Software Ltd.

C-101, 247 Park, LBS Marg, Vikhroli (W), Mumbai – 400 083

T +91 22 49186000 | F +91 22 49186060

E mail: mumbai@linkintime.co.in | rnt.helpdesk@linkintime.co.in

j. Share transfer system:

Shares sent for transfer in physical form are generally registered and returned within a period of 15 days from the date of lodgement and Demat requests are normally confirmed within an average period of 15 days, provided the documents are clear and complete in all respect.

The Company obtains from a Company Secretary in Practice yearly certificate to the effect that all certificates have been issued within thirty days of the date of lodgment of the transfer, sub-division, consolidation and renewal as required under Regulation 40(9) of the SEBI (LODR) Regulations, 2015 and files a copy of the said certificate with Stock Exchanges.

SEBI on June 8, 2018 notified SEBI (LODR) 4th amendment Regulation, 2018, regarding mandatory dematerialization for transfer of securities. Pursuant to the amendment to SEBI (LODR) Regulation, 2015 Shareholders holding Physical Shares Certificates are advised to ensure that shares which are lodged for transfer are mandatorily in dematerialized form with effect from April 1, 2019.

k. Transfer of Unpaid / Unclaimed Amounts and Shares to Investor Education and Protection Fund:

During the year under review, the Company has credited Unpaid / Unclaimed Amounts of dividends amounting to ₹2.39 Lakhs pertaining to FY 2013-14 to the Investor Education and Protection Fund (IEPF) and 7,011 Equity Shares of the Company were transferred to the Authority’s DEMAT Account with NSDL pursuant to the provisions of the Companies Act, 2013.

The Company has uploaded on its website the details of unpaid and unclaimed amounts lying with the Company and details of shares transferred to IEPF during Financial Year.

l. Distribution of shareholding :

Summary of Shareholding Pattern as on March 31, 2022 :

Category of Shareholder	Number of Shareholders	% of Shareholders	Number of Shares held	% of Shareholding
Promoter & Promoter Group	8	00.02	1,02,07,929	36.23
Public	33,029	99.98	1,79,66,364	63.77
Total	33,037	100.00	2,81,74,293	100.00

* Difference in number of shareholders in shareholding pattern and distribution of shareholding is due to consolidation of folio no. /demat accounts of the shareholders on the basis of PAN in case of shareholding pattern.

Distribution of Shareholding as on March 31, 2022 :

Category of Shares	Number of Shareholders	% of Shareholders	Number of Shares held	% of Shareholding
1 – 500	30,923	91.8305	28,93,046	10.2684
501 - 1000	1,456	4.3238	11,62,466	4.1260
1001 - 2000	634	1.8828	9,41,190	3.3406
2001 - 3000	218	0.6474	5,58,024	1.9806
3001 - 4000	111	0.3296	3,95,159	1.4026
4001 - 5000	78	0.2316	3,69,152	1.3102
5001 - 10000	101	0.2999	7,63,607	2.7103
10001 and Above	153	0.4544	2,10,91,649	74.8613
Total	33,674	100.0000	2,81,74,293	100.0000

Top Ten Shareholders of the Company as on March 31, 2022 :

S. No.	Name of the Shareholder	Number of equity shares held	Percentage of Holding (%)
1	Vish Tadimety	57,37,189	20.36
2	Indotech Holdings LLC	39,00,000	13.84
3	Steven Jeske	22,81,433	8.10
4	Joseph Michael Vanek	1,390,000	4.93
5	Sukhada Tadimety	11,21,592	3.98
6	Red Banyan Holdings LLC	6,50,000	2.31
7	Prasad Rao Vellaturi	3,00,000	1.06
8	Aparna V. Goud	2,59,315	0.92
9	B. Thimmadevi Goud	2,55,570	0.91
10	Amogha Tadimety	2,54,320	0.90

m. Bifurcation of shares held in physical and demat form as on March 31, 2022 :

Particulars	No. of Shares	Percentage (%)
Physical Segment	6,15,573	2.19
Demat Segment		
NSDL (A)	2,17,84,839	77.32
CDSL (B)	57,73,881	20.49
Total (A+B)	27,558,720	97.81
Total	2,81,74,293	100.00

Under the Depository System, the International Securities Identification Number (ISIN) allotted to the Company's shares is **INE214A01019**

n. Outstanding GDRs /ADRs /Warrants or any Convertible instruments, Conversion date and likely impact on equity:

Not applicable for the year under review.

o. Plant Locations : Not applicable

p. Address for correspondence: Company Secretary and Compliance Officer
CyberTech Systems and Software Limited
'CyberTech House', Plot No. B-63/64/65
Road No. 21/34, J. B. Sawant Marg, MIDC
Wagle Estate, Thane (W)-400604

q. Disclosure pursuant to Sexual Harassment of Women at Workplace (Prevention, Prohibition and Redressal) Act, 2013 :

Disclosure pursuant to Sexual Harassment of Women at Workplace (Prevention, Prohibition and Redressal) Act, 2013 is given in the Board's Report which forms part of this Annual Report of the Company.

Your Company recognizes its responsibility and continues to provide a safe working environment for women, free from sexual harassment and discrimination.

The following Complaints were reported pursuant to Section 22 of the Sexual Harassment of Women at Workplace (Prevention, Prohibition and Redressal) Act, 2013 for the FY 2021-22:

- a) Number of complaints received in the year: NIL
- b) Number of complaints disposed off during the year: NIL
- c) Number of cases pending as on end of the year: NIL

r. Debentures :

The Company has not issued any debentures during the year under review.

17 Disclosure of Commodity Price risk or Foreign Exchange Risk and Hedging Activities:

The Company has Foreign Exchange exposures and the transactions in foreign currency are recorded at the exchange rate prevailing at the date of the transaction. Exchange differences arising on foreign currency transactions settled during the period/year are recognized in the statement of profit and loss. Foreign currency monetary items of the Company are restated at the closing exchange rates. Non-monetary items are recorded at the exchange rate prevailing on the date of the transaction. Exchange differences arising out of these transactions are charged to the Statement of Profit and Loss.

Derivative financial instruments :

The Company uses derivative financial instruments, such as forward foreign exchange contracts, to hedge its foreign currency risks. Such derivative financial instruments are initially recognized at fair value on the date on which a derivative contract is entered into and are subsequently re-measured at fair value, with changes in fair value recognized in Statement of Profit and Loss.

18 Disclosure on Website:

The relevant and necessary information / Codes / Policies as required by SEBI (LODR) Regulations, 2015 as amended from time to time have been hosted on the website of the Company and it can be accessed on the Web-link: <https://cybertech.com/Investor>

19 Disclosure pursuant to Regulation 32 (7A) of the SEBI (LODR), Regulations, 2015:

During the Financial Year under review, the Company has not raised any funds through preferential allotment or qualified institutions placement as specified under Regulation 32 (7A) of the SEBI (LODR), Regulations, 2015.

Contact information of the designated officials of the listed entity who are responsible for assisting and handling investor grievances along with email address for grievance redressal and other relevant details are available on the website of the Company: <https://cybertech.com/Investor>

The Company has complied with all the requirements of corporate governance report as mentioned in sub-para (2) to (10) of Para C of Schedule V of the SEBI (LODR), Regulations, 2015. The above-referred Policies / Codes have been revised from time to time as per requirements of the provision of SEBI (LODR) Regulations, 2015.

For CyberTech Systems and Software Ltd.

Sd/-
Vish Tadimety
Chairman
DIN: 00008106

Place : Trevoze, PA, USA
Date : May 04, 2022

ENCLOSURE-I

Compliance with Code of Conduct

Pursuant to the Schedule V (Part D) of SEBI (Listing Obligations and Disclosure Requirements) Regulations, 2015, I, Ramasubramanian S. (DIN: 05350841), Executive Director of CyberTech Systems and Software Limited ("the Company") hereby confirm that the Company has obtained from all the members of the Board and Senior Management Personnel, affirmation(s) that they have complied with the 'Code of Conduct for Board of Directors and Senior Management' and 'the Code of Conduct to Regulate, Monitor and Report Trading by Insiders' for the Financial Year ended March 31, 2022.

**For and on behalf of the Board of Directors
CyberTech Systems and Software Limited**

**Sd/-
Ramasubramanian S.
Executive Director
DIN: 05350841**

Place : Thane
Date : May 04, 2022

ENCLOSURE-II

C.F.O. Certification under Regulation 17(8) of SEBI (Listing Obligations and Disclosure Requirements) Regulation, 2015

To
The Board of Directors
CyberTech Systems and Software Limited

I, Praveen Agarwal, Chief Financial Officer of CyberTech Systems and Software Ltd. pursuant to Regulation 33 of SEBI (Listing Obligations and Disclosure Requirements) Regulation, 2015 and to the best of our knowledge and belief hereby certify:

- (a) I have reviewed the financial statements and the cash flow statement for the year ended on March 31, 2022 and based on my knowledge and belief, I state that:
 - (i) These statements do not contain any materially untrue statement or omit any material fact or contain any statement that might be misleading;
 - (ii) These statements together present a true and fair view of the Company's affairs and are in compliance with existing accounting standards, applicable laws, and regulations.
- (b) I further state that to the best of my knowledge and belief, there are no transactions entered into by the Company during the year, which are fraudulent, illegal, or violative of the Company's code of conduct.
- (c) I accept the responsibility for establishing and maintaining internal controls for financial reporting and that I have evaluated the effectiveness of internal control systems of the company pertaining to financial reporting and we have disclosed to the auditors and the Audit Committee, deficiencies in the design or operation of such internal controls, if any, of which I am aware and the steps have been taken or propose to taken to rectify these deficiencies.
- (d) I have indicated, based on my most recent evaluation, wherever applicable, to the Auditors and Audit Committee:
 - (i) Significant changes, if any, in the internal control over financial reporting during the year;
 - (ii) Significant changes, if any, in the accounting policies made during the year and that the same has been disclosed in the notes to the financial statements; and
 - (iii) Instances of significant fraud of which we have become aware and the involvement therein, if any, of the management or an employee having significant role in the Company's internal control system over financial reporting.

For CyberTech Systems and Software Ltd.

**Sd/-
Praveen Agarwal
Chief Financial Officer**

Place : Thane
Date : May 04, 2022

CERTIFICATE OF NON-DISQUALIFICATION OF DIRECTORS

**(pursuant to Regulation 34(3) and Schedule V Para C clause (10)(i) of the SEBI
(Listing Obligations and Disclosure Requirements) Regulations, 2015)**

To
The Members
CyberTech Systems and Software Limited
CyberTech House, B-63-64-65 MIDC
Wagale Estate, J.B. Sawant Marg
Thane – 400604

We have examined the relevant registers, records, forms, returns and disclosures relating to the Directors of **CyberTech Systems and Software Limited** having CIN: **L72100MH1995PLC084788** and having Registered Office at CyberTech House, B-63-64-65 MIDC, Wagle Estate, J.B. Sawant Marg, Thane – 400 604 (hereinafter referred to as 'the Company'), produced before us by the Company for the purpose of issuing this Certificate, in accordance with Regulation 34(3) read with Schedule V Para-C Sub Clause 10(i) of the Securities and Exchange Board of India (Listing Obligations and Disclosure Requirements) Regulations, 2015.

In our opinion and to the best of our information and according to the verifications (including Directors Identification Number (DIN) status at the portal www.mca.gov.in) as considered necessary and explanations furnished to us by the Company & its officers, we hereby certify that none of the Directors on the Board of the Company as stated below for the Financial Year ending on **March 31, 2022** have been debarred or disqualified from being appointed or continuing as Directors of Companies by the Securities and Exchange Board of India, Ministry of Corporate Affairs (MCA) or any such other Statutory Authority.

Sr. No.	Name of Directors	DIN	Date of appointment in Company #
1.	Mr. Vish Tadimety	00008106	May 23, 1995
2.	Mr. Nandlal Laxminarayan Sarda	00147782	September 28, 2012
3.	Mr. Sudhir Moreswar Joshi	00349597	September 30, 2010
4.	Mr. Marezban Padam Bharucha	00361911	September 30, 2011
5.	Mr. Steven Lloyd Jeske	01964333	December 22, 2007
6.	Mr. Shreepad Karmalkar	03273896	September 30, 2010
7.	Mr. Ramasubramanian Sankaran	05350841	August 04, 2015
8.	Ms. Amogha Tadimety	06952042	September 30, 2014
9.	Ms. Angela Cook Wilcox	08068715	February 13, 2018

The date of appointment is as per the MCA website.

Ensuring the eligibility for the appointment / continuity of every Director on the Board is the responsibility of the management of the Company. Our responsibility is to express an opinion on these, based on our verification. This certificate is neither an assurance as to the future viability of the Company nor of the efficiency or effectiveness with which the management has conducted the affairs of the Company.

**For S. Anantha & Ved LLP
(LLP IN: AAH 8229)
Company Secretaries**

**Sd/-
Sachin Sharma**
Designated Partner
CP No.: 20423
UDIN: A046900D000267747

Place : Jodhpur
Date : May 04, 2022



Certificate of Corporate Governance

To
The Members
CyberTech Systems and Software Limited
CyberTech House B-63-64-65
MIDC Wagle Estate J.B. Sawant Marg
Thane – 400 604

We have examined the compliance of conditions of Corporate Governance by **CyberTech Systems and Software Limited** ("Company") {CIN: L72100MH1995PLC084788}, stipulated in Regulations 17-27 and clauses (b) to (i) of Regulation 46 (2) and Para C, D and E of Schedule V of Securities and Exchange Board of India (Listing Obligations and Disclosure Requirements) Regulations, 2015 ('Listing Regulations') for the year 1st April, 2021 to 31st March, 2022.

We have conducted our examination on the basis of the relevant records and documents maintained by the Company and furnished to us for the purpose of the review and the information and explanations given to us by the Company during the course of such review.

The compliance of conditions of Corporate Governance is the responsibility of the management. Our examination was limited to procedures and implementation thereof, adopted by the Company for ensuring the compliance of the conditions of the Corporate Governance. It is neither an audit nor an expression of opinion on the financial statements of the Company.

In our opinion and to the best of our information and according to the explanations given to us and we certify that the Company has in all material respect complied with the conditions of Corporate Governance as stipulated in the above mentioned SEBI Listing Regulations, as applicable.

We further state that such compliance is neither an assurance as to the future viability of the Company nor the efficiency or effectiveness with which the management has conducted the affairs of the Company.

For S. Anantha & Ved LLP
(LLP IN: AAH 8229)
Company Secretaries

Sd/-
Sachin Sharma
Designated Partner
CP No.: 20423
UDIN: A046900D000267780

Place : Jodhpur
Date : May 04, 2022



CyberTech
Systems and Software Limited

STANDALONE

FINANCIAL STATEMENTS
F. Y. 2021-22

INDEPENDENT AUDITOR'S REPORT

TO THE MEMBERS OF

CYBERTECH SYSTEMS AND SOFTWARE LIMITED

Opinion

We have audited the accompanying standalone financial statements of **Cybertech Systems And Software Limited** ("the Company"), which comprise the Balance Sheet as at 31st March, 2022, the Statement of Profit and Loss (including Other Comprehensive Income), the Statement of Changes in Equity and the Statement of Cash Flows for the year then ended, and notes to the financial statements, including a summary of significant accounting policies and other explanatory information (hereinafter referred as "Standalone Financial Statements").

In our opinion and to the best of our information and according to the explanations given to us, the aforesaid standalone financial statements give the information required by the Companies Act, 2013 (the Act) in the manner so required and give a true and fair view in conformity with the accounting principles generally accepted in India, of the state of affairs of the Company as at 31st March 2022, and its profit (including other comprehensive income), changes in equity and cash flows for the year ended on that date.

Basis for Opinion

We conducted our audit in accordance with the Standards on Auditing (SAs) specified under Section 143 (10) of the Act. Our responsibilities under those Standards are further described in the Auditor's Responsibilities for the Audit of the Financial Statements section of our report. We are independent of the Company in accordance with the Code of Ethics issued by the Institute of Chartered Accountants of India (ICAI) together with the ethical requirements that are relevant to our audit of the standalone financial statements under the provisions of the Act and the Rules made thereunder, and we have fulfilled our other ethical responsibilities in accordance with these requirements and the Code of Ethics. We believe that the audit evidence we have obtained is sufficient and appropriate to provide a basis for our opinion.

Key Audit Matters

Key audit matters are those matters that, in our professional judgment, were of most significance in our audit of the standalone financial statements of the current period. These matters were addressed in the context of our audit of the standalone financial statements as a whole, and in forming our opinion thereon, and we do not provide a separate opinion on these matters. We have determined the matters described below to be the key audit matters to be communicated in our report.

Sr. No.	Key Audit Matters	Auditor's response
1	<p>Long overdue trade receivables of ₹259.41 lakhs and provisioning thereof: -</p> <p>Trade receivables comprise a significant portion of the Company's liquid assets. The Company has long overdue trade receivables of ₹259.41 Lakhs (net of provision of ₹526.07 Lakhs).</p> <p>The most significant portion of over trade receivables comprises large customers being city municipal corporations. The Company has also charged to profit and loss account bad debts of ₹173.07 lakhs.</p> <p>Accordingly, the estimation of the allowance for trade receivables is a significant judgement area and is therefore considered a key audit matter.</p>	<p>Audit procedure performed :-</p> <ul style="list-style-type: none"> - We have evaluated and tested the Company's processes for trade receivables, including the provisioning and collection processes. - We assessed the validity of material long outstanding receivables by requesting third-party confirmations of amounts owed. We also considered payments received subsequent to year-end, past payment history and unusual patterns to identify potentially impaired balances. - Where there were indicators that trade receivables were unlikely to be collected within contracted payment terms, we assessed the adequacy of the allowances for impairment of trade receivables. - We considered whether the provisions were adequate and concluded that they were appropriate in all material respects, and disclosures related to trade receivable in the standalone financial statements are appropriate.

Information Other than the Standalone Financial Statements and Auditor's report thereon

The Company's Board of Directors is responsible for the preparation of other information. The Other information comprises the information included in the Management Discussion and Analysis, Board's Report including Annexures to the Board report, Corporate Governance report and Shareholder's information, but does not include the standalone financial statement and our auditor's report thereon.

Our opinion on the standalone financial statements does not cover the other information and we do not express any form of assurance conclusion thereon.

In connection with our audit of the standalone financial statements, our responsibility is to read the other information and, in doing so, consider whether the other information is materially inconsistent with the standalone financial statements or our knowledge obtained during the course of our audit or otherwise appears to be materially misstated.

If, based on, the work we have performed, we conclude that there is a material misstatement of this other information; we required to report that fact. We have nothing to report in this regard.

Responsibilities of Management and those charged with Governance for the Standalone Financial Statements

The Company's Board of Directors is responsible for the matters stated in Section 134(5) of the Act with respect to the preparation of these standalone financial statements that give a true and fair view of the financial position, financial performance (including other comprehensive income), changes in equity and cash flows of the Company in accordance with the accounting principles generally accepted in India, including the accounting Standards specified under Section 133 of the Act.

This responsibility also includes maintenance of adequate accounting records in accordance with the provisions of the Act for safeguarding of the assets of the Company and for preventing and detecting frauds and other irregularities; selection and application of appropriate accounting policies; making judgments and estimates that are reasonable and prudent; and design, implementation and maintenance of adequate internal financial controls, that were operating effectively for ensuring the accuracy and completeness of the accounting records, relevant to the preparation and presentation of the standalone financial statements that give a true and fair view and are free from material misstatement, whether due to fraud or error.

In preparing the standalone financial statements, the Management is responsible for assessing the Company's ability to continue as a going concern, disclosing, as applicable, matters related to going concern and using the going concern basis of accounting unless management either intends to liquidate the Company or to cease operations, or has no realistic alternative but to do so.

The Board of Directors is also responsible for overseeing the Company's financial reporting process.

Auditor's Responsibilities for the Audit of the Standalone Financial Statements

Our objectives are to obtain reasonable assurance about whether the standalone financial statements as a whole are free from material misstatement, whether due to fraud or error, and to issue an auditor's report that includes our opinion. Reasonable assurance is a high level of assurance, but is not a guarantee that an audit conducted in accordance with SAs will always detect a material misstatement when it exists. Misstatements can arise from fraud or error and are considered material if, individually or in the aggregate, they could reasonably be expected to influence the economic decisions of users taken on the basis of these standalone financial statements.

As part of an audit in accordance with SAs, we exercise professional judgment and maintain professional scepticism throughout the audit. We also:

- Identify and assess the risks of material misstatement of the standalone financial statements, whether due to fraud or error, design and perform audit procedures responsive to those risks, and obtain audit evidence that is sufficient and appropriate to provide a basis for our opinion. The risk of not detecting a material misstatement resulting from fraud is higher than for one resulting from error, as fraud may involve collusion, forgery, intentional omissions, misrepresentations, or the override of internal control.
- Obtain an understanding of internal control relevant to the audit in order to design audit procedures that are appropriate in the circumstances. Under Section 143(3)(i) of the Act, we are also responsible for expressing our opinion through a separate report on the complete set of financial statements on whether the company has adequate internal financial controls with reference to financial statements in place and the operating effectiveness of such controls.
- Evaluate the appropriateness of accounting policies used and the reasonableness of accounting estimates and related disclosures made by the management.
- Conclude on the appropriateness of management's use of the going concern basis of accounting and, based on the audit evidence obtained, whether a material uncertainty exists related to events or conditions that may cast significant doubt on the entity's ability to continue as a going concern. If we conclude that a material uncertainty exists, we are required to draw attention in our auditor's report to the related disclosures in the standalone financial statements or, if such disclosures are inadequate, to modify our opinion. Our conclusions are based on the audit evidence obtained up to the date of our auditor's report. However, future events or conditions may cause the Company to cease to continue as a going concern.
- Evaluate the overall presentation, structure and content of the standalone financial statements, including the disclosures, and whether the standalone financial statements represent the underlying transactions and events in a manner that achieves fair presentation.

Materiality is the magnitude of misstatements in the standalone financial statements that individually or in aggregate makes it probable that the economic decisions of a reasonably knowledgeable user of the standalone financial statements may be influenced. We consider quantitative materiality and qualitative factors in (i) planning the scope of our audit work and in evaluating the results of our work and (ii) to evaluate the effect of any identified misstatements in the standalone financial statements.

We communicate with those charged with governance regarding, among other matters, the planned scope and timing of the audit and significant audit findings, including any significant deficiencies in internal control that we identify during our audit.

We also provide those charged with governance with a statement that we have complied with relevant ethical requirements regarding independence, and to communicate with them all relationships and other matters that may reasonably be thought to bear on our independence, and where applicable, related safeguards.

From the matters communicated with those charged with governance, we determine those matters that were of most significance in the audit of the standalone financial statements of the current period and are therefore the key audit matters. We describe these matters in our auditor's report unless law or regulation precludes public disclosure about the matter or when, in extremely rare circumstances, we determine that a matter should not be communicated in our report because the adverse consequences of doing so would reasonably be expected to outweigh the public interest benefits of such communication.

Report on Other Legal and Regulatory Requirements

As required by the Companies (Auditor's Report) Order, 2016 ("the Order"), issued by the Central Government of India in terms of sub-section (11) of Section 143 of the Act, we give in the Annexure "A" a statement on the matters specified in clause 3 and 4 of the Order, to the extent applicable.

As required by Section 143(3) of the Act, we report that:

- (a) We have sought and obtained all the information and explanations which to the best of our knowledge and belief were necessary for the purposes of our audit.
- (b) In our opinion, proper books of account as required by law have been kept by the Company so far as it appears from our examination of those books and records.
- (c) The Balance sheet, the Statement of Profit & Loss (including other comprehensive income), Statement of Changes in Equity and the Statement of Cash Flows dealt with by this Report are in agreement with the books of account.
- (d) In our opinion, the aforesaid standalone financial statements comply with the Accounting Standards specified under Section 133 of the Act read with Companies (Indian Accounting Standards) Rules, 2015.
- (e) On the basis of the written representations received from the directors as on 31st March, 2022 taken on records by the Board of Directors, none of the directors is disqualified as on 31st March, 2022 from being appointed as a Director in terms of Section 164(2) of the Act.
- (f) With respect to the adequacy of the internal financial controls over financial reporting of the Company and the operating effectiveness of such controls, refer to our separate Report in Annexure "B".
- (g) With respect to the other matters to be included in the Auditor's Report in accordance with the requirements of Section 197(16) of the Act, in our opinion and to the best of our information and according to the explanations given to us, the remuneration paid by the Company to its directors during the year is in accordance with the provisions of Section 197 of the Act.
- (h) With respect to the other matters to be included in the Auditor's report in accordance with the Rule 11 of the Companies (Audit and Auditors) Rules, 2014, in our opinion and to the best of our information and according to the explanations given to us:
 - i. The Company has disclosed the impact of pending litigations on its financial position in its standalone financial statements. Refer Note No 33 to the standalone financial statements.
 - ii. The Company did not have any long-term contracts including derivative contracts for which there were any material foreseeable losses.
 - iii. There has been no delay in transferring amounts, required to be transferred, to the Investor Education and Protection Fund by the Company.
 - iv. (a) The Management has represented that, to the best of its knowledge and belief, no funds (which are material either individually or in the aggregate) have been advanced or loaned or invested (either from borrowed funds or share premium or any other sources or kind of funds) by the Company to or in any other person or entity, including foreign entity ("Intermediaries"), with the understanding, whether recorded

in writing or otherwise, that the Intermediary shall, whether, directly or indirectly lend or invest in other persons or entities identified in any manner whatsoever by or on behalf of the Company ("Ultimate Beneficiaries") or provide any guarantee, security or the like on behalf of the Ultimate Beneficiaries.

(b) The Management has represented, that, to the best of its knowledge and belief, no funds (which are material either individually or in the aggregate) have been received by the Company from any person or entity, including foreign entity ("Funding Parties"), with the understanding, whether recorded in writing or otherwise, that the

Company shall, whether, directly or indirectly, lend or invest in other persons or entities identified in any manner whatsoever by or on behalf of the Funding Party ("Ultimate Beneficiaries") or provide any guarantee, security or the like on behalf of the Ultimate Beneficiaries.

- (c) Based on the audit procedures that have been considered reasonable and appropriate in the circumstances, nothing has come to our notice that has caused us to believe that the representation under sub clause (i) and (ii) of Rule 11(e) of The Companies (Audit and Auditors) Rules, 2014, as provided under (a) and (b) above, contains any material misstatement. Refer note no. 49 (v) and (vi) to the standalone financial statements.
- v. (a) The final dividend declared and paid during the year for the financial year 2020-21 is in accordance with the Section 123 of the Act.
- (b) The final dividend amount proposed by the Board of Directors of the Company for the financial year 2021-22, which is subject to the approval of members at the ensuing Annual General Meeting, is in accordance with the Section 123 of the Act..

For BAGARIA & CO. LLP
Chartered Accountants
Firm Registration No: 113447W/W-100019

Sd/-
Vinay Somani
Partner
Membership No. 143503
UDIN: 22143503AIKQGR7357

Place : Mumbai
Date : May 04, 2022

ANNEXURE REFERRED TO IN PARAGRAPH “REPORT ON OTHER LEGAL AND REGULATORY REQUIREMENTS” OF OUR REPORT TO THE MEMBERS OF THE COMPANY FOR THE YEAR ENDED 31st March, 2022

On the basis of such checks as we considered appropriate and according to the information and explanations given to us during the course of our audit, we state that:

- i. a) In respect of Company's Property, Plant and Equipment (PPE) and Intangible Assets
 - A. The Company has maintained proper records, showing full particulars including quantitative details and situation of PPE.
 - B. The Company has maintained proper records, showing full particulars including quantitative details of intangible assets.
- b) As explained to us, the Company has a phased program for physical verification of the property, plant & equipment for all locations once in three years. In our opinion and the frequency of verification is reasonable, considering the size of the Company and nature of its property, plant and equipment. Pursuant to the program of the physical verification of property, plant and equipment, physical verification of the assets has been carried out during the year and no material discrepancies were noticed on such verification.
- c) Based on the information and explanations given to us and on the basis of our examination of the records of the Company, the title deeds of immovable properties are held in the name of the Company other than properties where the company is lessee and lease agreements are duly executed in favour of the Company, are held in the name of the Company.
- d) The Company has not revalued any of its Property, Plant and equipment (including right- of-use assets) and intangible assets during the year. Accordingly, the provisions of Clause 3(i)(d) of the Order are not applicable to the Company.
- e) In our opinion and according to the information and explanations given to us, no proceedings have been initiated during the year or are pending as at 31st March, 2022 for holding any benami property under the Benami Transactions (Prohibition) Act, 1988, as amended, and rules made thereunder. Accordingly, the provisions of Clause 3(i)(e) of the Order are not applicable to the Company. (Refer Note no. 49 (a) to the financial statements).
- ii. a) The Company being a service Company, primarily rendering information technology services, it does not hold any physical inventories. Accordingly, the provisions of Clause 3(ii)(a) of the Order are not applicable to the Company.
- b) The Company has not been sanctioned working capital limits in excess of Rs. 5 crore, in aggregate, at any points of time during the year, from banks or financial institutions on the basis of security of current assets accordingly, reporting requirements of Clause 3(ii)(b) of the Order are not applicable to the Company.
- iii. a) The Company has not provided any guarantees or security, or granted any loans or advances in the nature of loans, secured or unsecured, to companies, firms, Limited Liability Partnerships or any other parties during the year and hence reporting under Clause iii (a), (c), (d) and (e) of the Order are not applicable to the Company.
- b) According to the information and explanations given to us, investment made in our opinion, prima facie, not prejudicial to the Company's interest.
- iv. The Company has complied with the provisions of Section 186 of the Act with respect to the investments made. The Company has not granted any loans or given any guarantees or provided any securities to/in the parties covered under Section 185 and Section 186 of the Act.
- v. According to the information and explanations given to us and on the basis of examination of records, no deposits or amounts which are deemed to be deposits have been accepted by the Company within the meaning of Section 73 to 76 or any other relevant provisions of the Act and the Companies (Acceptance of Deposits) Rules, 2014 (as amended). Hence, reporting under Clause 3(v) of the Order is not applicable to the Company.
- vi. According to the information and explanations given to us, the Central Government has not prescribed the maintenance of cost records under Clause (d) of sub-section (1) of Section 148 of the Act in respect of Company's services. Accordingly, the provisions of Clause 3(vi) of the Order are not applicable to the Company.
- vii. a) According to the information and explanations given to us and on the basis of our examination of the records, the Company is generally regular in depositing undisputed statutory dues including goods and services tax, provident fund, employees' state insurance, income- tax, goods and service tax, duty of customs and other statutory dues applicable to the Company with appropriate authorities. No undisputed amounts in respect

- of the aforesaid statutory dues were outstanding as at the last day of the financial year for a period of more than six months from the date they became payable.
- b) According to the information and explanations given to us and on the basis of our examination of the records of the Company, there are no dues of income tax, Goods and service tax, duty of customs and other statutory dues which have not been deposited on account of any dispute.
- viii. According to the information and explanations given to us and based on our examination of records of the Company, there were no amounts to be recorded in the books of account that have been surrendered or disclosed as income during the year in the tax assessments under the Income Tax Act, 1961 (43 of 1961). Hence, reporting under Clause 3(viii) of the Order is not applicable to the Company.
- ix. a) Based on our audit procedures and on the basis of information and explanations given to us, we are of the opinion that the Company has not defaulted in the repayment of loans or other borrowings or in the repayment of interest thereon to the lenders. Accordingly, the provisions of Clause 3(ix)(a) of the Order is not applicable to the Company.
- b) On the basis of information and explanations given to us, the Company has not been declared as wilful defaulter by any bank or financial institution or other lender.
- c) The Company has not taken any term loan during the year and accordingly, reporting requirements of Clause 3(ix)(c) of the Order are not applicable to the Company.
- d) On an overall examination of the financial statements, in our opinion the Company has not utilized funds raised on short term basis for long term purposes.
- e) Based on our audit procedures and on the basis of information and explanations given to us, the Company has not taken any funds from any entity or person on account of or to meet the obligations of its subsidiary and associate. Accordingly, the provisions of Clause 3(ix)(e) of the Order are applicable to the Company.
- f) Based on our audit procedures and on the basis of information and explanations given to us, during the year the Company has not raised any funds on the pledge of securities held in its subsidiaries. Accordingly, the provisions of Clause 3(ix)(f) of the Order are applicable to the Company.
- x. a) The Company has not raised any money by way of Initial public offer or further public offer (including debt instrument) during the year and hence, reporting under Clause 3(x)(a) of the Order is not applicable to the Company.
- b) The Company has not made any preferential allotment or private placement of shares or fully or partly convertible debentures during the year or in the recent past and hence, reporting under Clause 3(x)(b) of the Order is not applicable to the Company.
- xi. a) During the course of our examination of the books and records of the Company, carried out in accordance with the generally accepted auditing practices in India and according to the information and explanations given to us, we have neither come across any instance of fraud by or on the Company, noticed or reported during the year, nor have we been informed of such case by the management.
- b) During the year, no report under sub section 12 of Section 143 of the Act has been filed in Form ADT-4 as prescribed in Rule 13 of Companies (Audit and Auditors) Rules, 2014 with the Central Government.
- c) Based on our audit procedures performed and according to the information and explanations given to us, during the year, no whistle blower complaint was received by the Company and hence, reporting under Clause 3(xi)(c) of the Order is not applicable to the Company.
- xii. In our opinion and according to the information and explanations given to us, the Company is not a Nidhi Company. Therefore, the provisions of Clause 3(xii) of the Order are not applicable to the Company.
- xiii. During the course of our examination of the books and records of the Company, carried out in accordance with the generally accepted auditing practices in India and according to the information and explanations given to us, all transactions with the related party are in compliance with Section 177 and 188 of the Act and the details have been disclosed as required by the applicable Ind AS in Note 34 to the Standalone Financial Statements.
- xiv. a) In our opinion and according to the information and explanations given to us, the Company has an adequate internal audit system commensurate with the size and nature of its business.
- b) We have considered the internal audit reports for the year under audit issued to the Company during the year and till date, in determining nature, timing and extent of our audit procedures.



- xv. Based on the information and explanations given to us, the Company has not entered into any non-cash transactions prescribed under Section 192 of the Act with directors or persons connected with them during the year. Therefore, the provisions of Clause 3(xv) of the Order are not applicable to the Company.
- xvi. a) The Company is not required to be registered under Section 45-IA of the Reserve Bank of India Act, 1934. Hence, reporting under Clause 3(xvi) (a), (b) and (c) of the Order is not applicable to the Company.
- b) As per the information and explanations given to us and as per the definition of Group under Core Investment Companies (Reserve Bank) Directions 2016, there are no Core Investment companies forming part of the group.
- xvii. The Company has not incurred cash losses during the current financial year and in the immediately preceding financial year.
- xviii. There has been no resignation of the statutory auditors of the Company during the year. Hence reporting under Clause 3(xviii) of the Order is not applicable to the Company.
- xix. According to the information and explanations given to us and on the basis of the financial ratios, ageing and expected dates of realisation of financial assets and payment of financial liabilities, other information accompanying the financial statements and our knowledge of the Board of Directors and Management plans and based on our examination of the evidence supporting the assumptions, nothing has come to our attention, which causes us to believe that any material uncertainty exists as on the date of the audit report indicating that Company is not capable of meeting its liabilities existing at the date of balance sheet as and when they fall due within a period of one year from the balance sheet date. We, however, state that this is not an assurance as to the future viability of the Company. We further state that our reporting is based on the facts up to the date of the audit report and we neither give any guarantee nor any assurance that all liabilities falling due within a period of one year from the balance sheet date, will get discharged by the Company as and when they fall due.
- xx. There are no unspent amounts towards Corporate Social Responsibility (CSR) requiring a transfer to a fund specified in Schedule VII to the Act in compliance with the second proviso to sub-section (5) of Section 135 of the Act. Accordingly, reporting under clause 3(xx) of the Order is not applicable to the Company.

For BAGARIA & CO. LLP
Chartered Accountants
Firm Registration No: 113447W/W-100019

Sd/-
Vinay Somani
Partner
Membership No. 143503
UDIN: 22143503AIKQGR7357

Place : Mumbai
Date : May 04, 2022

Report on the Internal Financial Controls under Clause (i) of sub-section 3 of Section 143 of the Act

We have audited the internal financial controls over financial reporting of **CYBERTECH SYSTEMS AND SOFTWARE LIMITED** ("the Company") as of 31st March, 2022 in conjunction with our audit of the Standalone Financial Statements of the Company for the year ended on that date.

Management's Responsibility for Internal Financial Controls

The Company's management is responsible for establishing and maintaining internal financial controls based on the internal control over financial reporting criteria established by the Company considering the essential components of internal control stated in the Guidance Note on Audit of Internal Financial Controls over Financial Reporting issued by the Institute of Chartered Accountants of India (ICAI). These responsibilities include the design, implementation and maintenance of adequate internal financial controls that were operating effectively for ensuring the orderly and efficient conduct of its business, including adherence to Company's policies, the safeguarding of its assets, the prevention and detection of frauds and errors, the accuracy and completeness of the accounting records, and the timely preparation of reliable financial information, as required under the Act.

Auditors' Responsibility

Our responsibility is to express an opinion on the Company's internal financial controls over financial reporting based on our audit. We conducted our audit in accordance with the Guidance Note on Audit of Internal Financial Controls Over Financial Reporting (the "Guidance Note") and the Standards on Auditing issued by ICAI and deemed to be prescribed under Section 143(10) of the Act, to the extent applicable to an audit of internal financial controls, both applicable to an audit of Internal Financial Controls and, both issued by the ICAI. Those Standards and the Guidance Note require that we comply with ethical requirements and plan and perform the audit to obtain reasonable assurance about whether adequate internal financial controls over financial reporting was established and maintained and if such controls operated effectively in all material respects.

Our audit involves performing procedures to obtain audit evidence about the adequacy of the internal financial controls system over financial reporting and their operating effectiveness. Our audit of internal financial controls over financial reporting included obtaining an understanding of internal financial controls over financial reporting, assessing the risk that a material weakness exists, and testing and evaluating the design and operating effectiveness of internal control based on the assessed risk. The procedures selected depend on the auditor's judgement, including the assessment of the risks of material misstatement of the standalone financial statements, whether due to fraud or error.

We believe that the audit evidence we have obtained is sufficient and appropriate to provide a basis for our audit opinion on the Company's internal financial controls system over financial reporting.

Meaning of Internal Financial Controls Over Financial Reporting

A Company's internal financial control over financial reporting is a process designed to provide reasonable assurance regarding the reliability of financial reporting and the preparation of financial statements for external purposes in accordance with generally accepted accounting principles. A Company's internal financial control over financial reporting includes those policies and procedures that (1) pertain to the maintenance of records that, in reasonable detail, accurately and fairly reflect the transactions and dispositions of the assets of the company; (2) provide reasonable assurance that transactions are recorded as necessary to permit preparation of financial statements in accordance with generally accepted accounting principles, and that receipts and expenditures of the company are being made only in accordance with authorizations of management and directors of the company; (3) provide reasonable assurance regarding prevention or timely detection of unauthorized acquisition, use, or disposition of the company's assets that could have a material effect on the financial statements; and (4) also provide reasonable assurance by the internal auditors through their internal audit reports given to the organisation from time to time.

Inherent Limitations of Internal Financial Controls Over Financial Reporting

Because of the inherent limitations of internal financial controls over financial reporting, including the possibility of collusion or improper management override of controls, material misstatements due to error or fraud may occur and not be detected. Also, projections of any evaluation of the internal financial controls over financial reporting to future periods are subject to the risk that the internal financial control over financial reporting may become inadequate because of changes in conditions, or that the degree of compliance with the policies or procedures may deteriorate.



Opinion

In our opinion, the Company has broadly, in all material respects, an adequate internal financial controls system over financial reporting and such internal financial controls over financial reporting were operating effectively as at 31st March, 2022, based on "the internal control over financial reporting criteria established by the Company considering the essential components of internal control stated in the Guidance Note on Audit of Internal Financial Controls Over Financial Reporting issued by the ICAI.

For BAGARIA & CO. LLP

Chartered Accountants

Firm Registration No: 113447W/W-100019

Sd/-

Vinay Somani

Partner

Membership No. 143503

UDIN: 22143503AIKQGR7357

Place : Mumbai

Date : May 04, 2022

Standalone Balance Sheet as at March 31, 2022

Particulars	Note	(₹ in Lakhs)	
		As at March 31, 2022	As at March 31, 2021
I. ASSETS			
1 Non-current assets			
Property, plant and equipment	2	2,600.74	2,840.78
Right of Use (Assets)	3	20.77	21.28
Capital work-in-progress	4	-	7.26
Investment property	5	832.45	852.42
Intangible assets	6	484.19	711.38
Financial assets			
Investments	7	3,070.34	2,185.23
Other financial assets	8	107.45	115.81
Other non - current assets	9	1.68	6.69
Total non-current assets		7,117.62	6,740.85
2 Current assets			
Financial assets			
Investments	10	1,284.50	1,230.92
Trade receivables	11	2,832.54	2,863.66
Cash and cash equivalents	12	260.00	436.06
Other balances with banks	13	662.00	729.44
Loans	14	1.44	3.33
Other financial assets	15	872.94	216.53
Current tax assets (Net)	16	48.87	100.68
Other current assets	17	155.41	65.12
Total current assets		6,117.70	5,645.74
Total assets		13,235.32	12,386.59



Standalone Balance Sheet as at March 31, 2022

Particulars	Note	(₹ in Lakhs)	
		As at March 31, 2022	As at March 31, 2021
II EQUITY AND LIABILITIES			
1 Equity			
Equity share capital	18	2,817.43	2,759.91
Other equity	19	8,994.20	8,164.25
Total equity		11,811.63	10,924.16
2 Liabilities			
A Non-current liabilities			
Financial liabilities			
Other financial liabilities	20a	128.93	124.16
Deferred tax liabilities (net)	41	127.12	102.97
Total non current liabilities		256.05	227.13
B Current liabilities			
Financial liabilities			
Borrowings	21	107.51	180.76
Trade payables	22		
-Total outstanding dues of micro enterprises and small enterprises		17.05	12.91
-Total outstanding dues of creditors other than micro enterprises and small enterprises		522.93	554.07
Other financial liabilities	20b	28.34	33.08
Other current liabilities	23	251.55	201.66
Provisions	24	240.26	252.82
Total current liabilities		1,167.64	1,235.30
Total equity and liabilities		13,235.32	12,386.59
Significant Accounting Policies	1B		
The accompanying notes are an integral part of the standalone financial statements			

As per our report of even date

For BAGARIA & CO. LLP

Chartered Accountants

Firm Registration Number - 113447W/W-100019

For and on behalf of the Board of Directors

**Sd/-
Vinay Somani**
Partner
M. No. 143503

**Sd/-
Ramasubramanian Sankaran**
Executive Director
DIN: 05350841

**Sd/-
Sudhir Joshi**
Director
DIN: 00349597

Place: Mumbai
Date : May 04, 2022

**Sd/-
Praveen Agarwal**
Chief Financial Officer

Place : Thane
Date : May 04, 2022

**Sd/-
Sarita Leelaramani**
Company Secretary
M. No. A35587

Standalone Statement of Profit and Loss for the year ended March 31, 2022

		(₹ in Lakhs)	
Particulars	Note	For the year ended March 31, 2022	For the year ended March 31, 2021
I	Revenue from Operations	26	7,922.15
II	Other income	27	611.36
III	Total Income (I + II)		8,533.51
IV	Expenses		
	Cost of hardware/software package for service delivery and outsourced project cost		379.52
	Employee benefits expense	28	5,325.32
	Finance costs	29	12.52
	Depreciation and amortisation expense	30	625.80
	Other expenses	31	902.56
	Total expenses (IV)		7,245.72
V	Profit before tax (III - IV)		1,287.79
VI	Tax expense		
	Current tax	41	294.20
	Deferred tax credit	41	36.17
	Tax adjustments for earlier years	41	0.50
			330.87
VII	Profit for the year (V - VI)		956.92
VIII	Other Comprehensive Income		
	Items that will not be reclassified to profit or loss- Gain/(Loss)		
	Remeasurement of defined employee benefit plans		(47.75)
	Income tax relating to items that will not be reclassified to profit or loss		12.02
	Other Comprehensive Income /(Loss) for the year (VIII)		(35.73)
IX	Total Comprehensive Income for the year (VII - VIII)		921.19
X	Earnings per equity share of ₹10 each:		
	Basic	32	3.43
	Diluted	32	3.39
	Significant Accounting Policies	1B	
	The accompanying notes are an integral part of the standalone financial statements		

As per our report of even date

For BAGARIA & CO. LLP

Chartered Accountants
Firm Registration Number - 113447W/W-100019

Sd/-
Vinay Somani
Partner
M. No. 143503

Place : Mumbai
Date : May 04, 2022

For and on behalf of the Board of Directors

Sd/-
Ramasubramanian Sankaran
Executive Director
DIN: 05350841

Sd/-
Praveen Agarwal
Chief Financial Officer

Place : Thane
Date : May 04, 2022

Sd/-
Sudhir Joshi
Director
DIN: 00349597

Sd/-
Sarita Leelaramani
Company Secretary
M. No. A35587

Standalone Statement of Cash Flows for the year ended March 31, 2022

Particulars	(₹ in Lakhs)	
	For the year ended March 31, 2022	For the year ended March 31, 2021
A. Cash flow from operating activities		
Profit before tax	1,287.79	1,006.62
Adjustments to reconcile net profit to net cash provided by operating activities :		
Depreciation and amortisation expense	625.80	562.75
Unrealised foreign exchange gain	(21.60)	(10.81)
Loss on assets disposed / discarded (net)	2.44	1.82
Interest income	(91.23)	(56.46)
Finance costs	12.52	23.96
Provision for doubtful receivables, deposits & expected credit losses	90.40	324.90
Sundry credit balances written back (net)	(32.71)	(0.69)
Employee share based payments	11.87	12.30
Profit on sale of investment in mutual funds	(2.54)	(17.22)
Gain on fair valuation of investments in mutual funds	(64.16)	(92.47)
	530.79	748.08
Operating profit before working capital changes	1,818.58	1,754.70
Adjustments for:		
Increase in Trade receivables	(37.68)	(214.55)
(Increase)/ Decrease in loans, other financial assets and other assets	(534.91)	28.02
Decrease in Trade, other financial liabilities and other liabilities	(11.37)	(50.02)
	(583.96)	(236.55)
Cash generated from operations	1,234.62	1,518.15
Direct taxes paid (net)	(242.89)	(601.56)
Net cash flow generated from operating activities (A)	991.73	916.59
B. Cash flow from investing activities		
Purchase of property, plant & equipment	(117.41)	(102.73)
Purchase of Intangible assets	(15.86)	(28.06)
Sale of property, plant & equipment	0.90	1.67
Purchase of investments	(874.53)	(146.67)
Sale of investments	2.54	349.18
Fixed deposits placed with banks	(3,248.46)	(5,482.27)
Fixed deposits matured	3,119.36	5,208.11
Interest received	97.04	24.77
Net cash flow used in investing activities (B)	(1,036.42)	(176.00)

Standalone Statement of Cash Flows for the year ended March 31, 2022

(₹in Lakhs)

C. Cash flow from financing activities		
Repayments of short-term borrowings (net) (refer note 1 below)	(73.25)	(96.12)
Proceeds from equity issue under ESOP (including securities premium)	232.35	23.21
Finance costs paid	(12.52)	(23.96)
Dividend paid	(277.95)	(275.44)
Net cash flow used in financing activities (C)	(131.37)	(372.31)
Net Increase/ (decrease) in cash & cash equivalents (A + B + C)	(176.06)	368.28
Cash & cash equivalents - Opening	436.06	67.78
Cash & cash equivalents - Closing	260.00	436.06

Note 1

Changes in liability arising from financing activities	As on March 31, 2021	Cash Flows/ (Repayment)	As at March 31, 2022
Borrowings - Current (Refer note no. 21)	180.76	(73.25)	107.51

Significant Accounting Policies**1B**

The accompanying notes are an integral part of the standalone financial statements.

As per our report of even date**For BAGARIA & CO. LLP**

Chartered Accountants

Firm Registration Number - 113447W/W-100019

Sd/-**Vinay Somani**

Partner

M. No. 143503

Place: Mumbai

Date : May 04, 2022

For and on behalf of the Board of Directors**Sd/-****Ramasubramanian Sankaran**

Executive Director

DIN: 05350841

Sd/-**Praveen Agarwal**

Chief Financial Officer

Place : Thane

Date : May 04, 2022

Sd/-**Sudhir Joshi**

Director

DIN: 00349597

Sd/-**Sarita Leelaramani**

Company Secretary

M. No. A35587

Standalone Statement of changes in equity for the year ended March 31, 2022

(A) Equity Share Capital

	(₹in Lakhs)
Particulars	Amount
Balance as at April 1, 2020	2,751.56
Changes in share capital during the year	8.35
Changes in equity share capital due to prior period errors	-
Balance as at March 31, 2021	2,759.91
Changes in share capital during the year	57.52
Changes in equity share capital due to prior period errors	-
Balance as at March 31, 2022	2,817.43

(B) Other Equity

	(₹in Lakhs)					
Particulars	Capital reserve	Securities premium	Equity settled employee benefits reserve	Retained earnings	Other items of other comprehensive income {actuarial gains/(losses)}	Total
Balance as at April 1, 2020	167.50	1,715.54	194.65	4,856.87	(58.24)	6,876.32
Changes in accounting policies or prior period errors	-	-	-	-	-	-
Profit for the year	-	-	-	1,569.09	-	1,569.09
Other comprehensive income/(loss) for the year	-	-	-	-	(32.88)	(32.88)
On account of Grant of Stock Options	-	-	12.30	-	-	12.30
On exercise of Stock Options	-	14.86	-	-	-	14.86
Transfer on account of Stock Options not exercised/ forfeited/also issued during the year	-	12.34	(38.82)	26.48	-	-
Dividend paid	-	-	-	(275.44)	-	(275.44)
Balance as at March 31, 2021	167.50	1,742.74	168.13	6,177.00	(91.12)	8,164.25
Changes in accounting policies or prior period errors	-	-	-	-	-	-
Profit for the year	-	-	-	956.92	-	956.92
Other comprehensive income/(loss) for the year	-	-	-	-	(35.73)	(35.73)
On account of Grant of Stock Options	-	-	11.87	-	-	11.87
On exercise of Stock Options	-	174.84	-	-	-	174.83
Transfer on account of Stock Options not exercised/ forfeited/also issued during the year	-	110.19	(119.74)	9.55	-	-
Dividend paid	-	-	-	(277.95)	-	(277.95)
Balance as at March 31, 2022	167.50	2,027.77	60.26	6,865.52	(126.85)	8,994.20

Significant Accounting Policies

1B

The accompanying notes are an integral part of the standalone financial statements.

As per our report of even date

For BAGARIA & CO. LLP

Chartered Accountants
Firm Registration Number - 113447W/W-100019

Sd/-

Vinay Somani

Partner
M. No. 143503

Place : Mumbai

Date : May 04, 2022

For and on behalf of the Board of Directors

Sd/-

Ramasubramanian Sankaran

Executive Director
DIN: 05350841

Sd/-

Praveen Agarwal

Chief Financial Officer

Place : Thane

Date : May 04, 2022

Sd/-

Sudhir Joshi

Director
DIN: 00349597

Sd/-

Sarita Leelaramani

Company Secretary
M. No. A35587

Notes to Standalone financial statements for the year ended March 31, 2022

'NOTE '1'

A. CORPORATE INFORMATION:

Cybertech Systems and Software Limited (the 'Company'), having registered number L72100MH1995PLC084788 was incorporated on January 19, 1995. Along with its subsidiaries in USA, the Company provides Information Technology services to customers primarily in USA and India with focus on next-generation geospatial, networking and enterprise IT solutions. The Company offers services that span across all major industries including government, education, utilities, public safety & homeland defence, technology, telecom, retail, healthcare, and manufacturing. The Company is focused on delivering its development and support projects on an offshore basis.

The Company is a public limited company incorporated and domiciled in India and has its registered office in Thane, India. The Company has its primary listings on the BSE Limited and National Stock Exchange Limited in India.

B. SIGNIFICANT ACCOUNTING POLICIES:

(i) Basis of Preparation of Financial Statements:

These financial statements have been prepared in accordance with the Indian Accounting Standards (hereinafter referred to as the 'Ind AS') as notified by Ministry of Corporate Affairs pursuant to Section 133 of the Companies Act, 2013 ('the Act') read with the Companies (Indian Accounting Standards) Rules, 2015 as amended from time to time and other related provisions of the Act.

The financial statements of the Company are prepared on the accrual basis of accounting and historical cost convention except for the following material items that have been measured at fair value as required by the relevant Ind AS:

- (i) Certain financial assets and liabilities are measured at Fair value - Refer note no.1(B)(viii)
- (ii) Defined benefit employee plan - Refer note no.1(B)(xiii)
- (iii) Derivative Financial instruments - Refer note no.1(B)(vii)

The accounting policies are applied consistently to all the periods presented in the financial statements. All assets and liabilities have been classified as current or non current as per the Company's normal operating cycle and other criteria set out in the Schedule III to the Act.

The financial statements are presented in INR, the functional currency of the Company. All amounts disclosed in the financial statements and notes have been rounded off to the nearest lakhs as per the requirement of Schedule III, unless otherwise stated.

(ii) Use of Estimates and judgments:

The preparation of the financial statements requires the Management to make, judgments, estimates and assumptions that affect the reported amounts of assets and liabilities, disclosure of contingent liabilities as at the date of the financial statements and the reported amounts of revenue and expenses during the reporting period. The recognition, measurement, classification or disclosure of an item or information in the financial statements is made relying on these estimates. The estimates and judgements used in the preparation of the financial statements are continuously evaluated by the management and are based on historical experience and various other assumptions and factors (including expectations of future events) that the management believes to be reasonable under the existing circumstances. Actual results may differ from those estimates. Any revision to accounting estimates is recognised prospectively in current and future periods.

Critical accounting judgements and key source of estimation uncertainty

The Company is required to make judgements, estimates and assumptions about the carrying amount of assets and liabilities that are not readily apparent from other sources. The estimates and associated assumptions are based on historical experience and other factors that are considered to be relevant. The estimates and underlying assumptions are reviewed on an on-going basis.

- (a) Recognition and measurement of defined benefit obligations, key actuarial assumptions - Refer Note no. 1(B)(viii)
- (b) Estimation of deferred tax expenses and payable - Refer note no. 1(B)(xvi)

(iii) Property, plant and equipment (PPE)

Property, plant and equipment is stated at acquisition cost net of accumulated depreciation and impairment losses, if any.



Notes to Standalone financial statements for the year ended March 31, 2022

The cost of an item of property, plant and equipment comprises its purchase price, including import duties and non-refundable purchase taxes, after deducting trade discounts and rebates, any directly attributable costs of bringing the asset to its working condition for its intended use and estimated costs of dismantling and removing the item and restoring the site on which it is located.

If significant parts of an item of property, plant and equipment have different useful lives, than they are accounted for as separate items (major components) of property, plant and equipment. Subsequent expenditure are included in the assets carrying amount or recognized as a separate asset, as appropriate only if it is probable that the future economic benefits associated with the item will flow to the Company and that the cost of the item can be reliably measured.

Gains and losses on disposals are determined by comparing proceeds with carrying amount. These are included in the Statement of Profit and Loss.

Property, plant and equipment which are not ready for intended use as on the date of Balance Sheet are disclosed as "Capital work-in-progress".

(iv) Intangible assets

Intangible assets are stated at cost less accumulated amortisation and impairment, if any

Intangible assets under development comprises of capitalisation of Payroll costs of those employees directly associated with Software Development.

(v) Impairment

Property, plant and equipment are evaluated for recoverability whenever events or changes in circumstances indicate that their carrying amounts may not be recoverable. For the purpose of impairment testing, the recoverable amount (i.e. the higher of the fair value less cost to sell and the value-in-use) is determined on an individual asset basis unless the asset does not generate cash flows that are largely independent of those from other assets. In such cases, the recoverable amount is determined for the Cash Generating Unit (CGU) to which the asset belongs. If such assets are considered to be impaired, the impairment to be recognized in the Statement of Profit and Loss, is measured by the amount by which the carrying value of the assets exceeds the estimated recoverable amount of the asset. An impairment loss is reversed in the Statement of Profit and Loss if there has been a change in the estimates used to determine the recoverable amount. The carrying amount of the asset is increased to its revised recoverable amount, provided that this amount does not exceed the carrying amount that would have been determined (net of any accumulated depreciation), had no impairment loss been recognized for the asset in prior years.

(vi) Depreciation and Amortization:

(a) Property plant and equipment (PPE)

Depreciation is provided on a pro-rata basis on the straight line method based on estimated useful life prescribed under Schedule II to the Companies Act, 2013.

The residual values, useful lives and method of depreciation of property, plant and equipment is reviewed at each financial year end and adjusted prospectively, if appropriate.

(b) Intangible assets

The useful lives of intangible assets are assessed as either finite or indefinite. Finite-life intangible assets are amortised on a straight-line basis over the period of their expected useful lives.

The amortisation period and the amortisation method for finite life intangible assets is reviewed at each financial year end and adjusted prospectively, if appropriate. For indefinite life intangible assets, the assessment of indefinite life is reviewed annually to determine whether it continues, if not, it is impaired or changed prospectively based on revised estimates.

Intangible assets are amortised over their estimated useful life on a straight line basis as follows:

Type of Asset : Computer software

Useful life: 4 years

Notes to Standalone financial statements for the year ended March 31, 2022

(vii) Financial Instruments:

Financial assets - Initial recognition:

Financial assets are recognised when the Company becomes a party to the contractual provisions of the instruments. On initial recognition, a financial asset is recognised at fair value, in case of Financial assets which are recognised at fair value through profit and loss (FVTPL), its transaction cost is recognised in the statement of profit and loss. In other cases, the transaction cost is attributed to the acquisition value of the financial asset.

Subsequent measurement:

Financial assets are subsequently classified as measured at:

- amortised cost
- fair value through profit & loss (FVTPL)
- fair value through other comprehensive income (FVTOCI)

The above classification is being determined considering the:

- (a) the entity's business model for managing the financial assets and
- (b) the contractual cash flow characteristics of the financial asset.

Financial assets are not reclassified subsequent to their recognition, except if and in the period the group changes its business model for managing financial assets.

(i) Measured at amortised cost:

Financial assets are subsequently measured at amortised cost, if these financial assets are held within a business module whose objective is to hold these assets in order to collect contractual cash flows and the contractual terms of the financial asset give rise on specified date to cash flows that are solely payments of principal and interest on the principal amount outstanding.

(ii) Measured at fair value through other comprehensive income (FVTOCI):

Financial assets are measured at FVTOCI, if these financial assets are held within a business model whose objective is achieved by both collecting contractual cash flows that give rise on specified dates to solely payments of principal and interest on the principal amount outstanding and by selling financial assets. Fair value movements are recognized in the other comprehensive income (OCI). Interest income measured using the EIR method and impairment losses, if any are recognised in the Statement of Profit and Loss. On derecognition of financial instruments other than equity instruments, cumulative gain or loss previously recognised in OCI is reclassified from the equity to 'other income' in the Statement of Profit and Loss.

(iii) Measured at fair value through profit or loss (FVTPL):

Financial assets other than equity instrument are measured at FVTPL unless it is measured at amortised cost or at FVTOCI on initial recognition. Such financial assets are measured at fair value with all changes in fair value, including interest income and dividend income if any, recognised in the Statement of Profit and Loss.

Equity instruments:

On initial recognition, the Company can make an irrevocable election (on an instrument-by instrument basis) to present the subsequent changes in fair value in other comprehensive income pertaining to investments in equity instruments. This election is not permitted if the equity investment is held for trading. These elected investments are initially measured at fair value plus transaction costs. Subsequently, they are measured at fair value with gains and losses arising from changes in fair value recognised in other comprehensive income and accumulated in the 'Reserve for equity instruments through other comprehensive income'. The cumulative gain or loss is not reclassified to Statement of Profit and Loss on disposal of the investments.

Dividends on these investments in equity instruments are recognised in Statement of Profit and Loss when the Company's right to receive the dividends is established, it is probable that the economic benefits associated with the dividend will flow to the entity, the dividend does not represent a recovery of part of cost of the investment and the amount of dividend can be measured reliably. Dividends recognised in Statement of Profit and Loss are included in the 'Other income'.



Notes to Standalone financial statements for the year ended March 31, 2022

Impairment

The Company recognises a loss allowance for Expected Credit Losses (ECL) on financial assets that are measured at amortised cost and at FVOCI. The credit loss is difference between all contractual cash flows that are due to an entity in accordance with the contract and all the cash flows that the entity expects to receive (i.e. all cash shortfalls), discounted at the original effective interest rate. This is assessed on an individual or collective basis after considering all reasonable and supportable including that which is forward looking.

The Company's trade receivables or contract revenue receivables do not contain significant financing component and loss allowance on trade receivables is measured at an amount equal to life time expected losses i.e. expected cash shortfall, being simplified approach for recognition of impairment loss allowance.

Under simplified approach, the Company does not track changes in credit risk. Rather it recognizes impairment loss allowance based on the lifetime ECL at each reporting date right from its initial recognition. The Company uses a provision matrix to determine impairment loss allowance on the portfolio of trade receivables. The provision matrix is based on its historically observed default rates over the expected life of the trade receivable and is adjusted for forward looking estimates. At every reporting date, the historical observed default rates are updated and changes in the forward-looking estimates are analysed.

For financial assets other than trade receivables, the Company recognises 12-months expected credit losses for all originated or acquired financial assets if at the reporting date the credit risk of the financial asset has not increased significantly since its initial recognition. The expected credit losses are measured as lifetime expected credit losses if the credit risk on financial asset increases significantly since its initial recognition. If, in a subsequent period, credit quality of the instrument improves such that there is no longer significant increase in credit risks since initial recognition, then the Company reverts to recognizing impairment loss allowance based on 12 months ECL. The impairment losses and reversals are recognised in Statement of Profit and Loss.

For equity instruments and financial assets measured at FVTPL, there is no requirement of impairment testing.

De-recognition

The Company derecognises a financial asset when the contractual rights to the cash flows from the financial asset expire, or it transfers rights to receive cash flows from an asset, it evaluates if and to what extent it has retained the risks and rewards of ownership. When it has neither transferred nor retained substantially all of the risks and rewards of the asset, nor transferred control of the asset, the Company continues to recognise the transferred asset to the extent of the Company's continuing involvement.

In that case, the Company also recognises an associated liability. The transferred asset and the associated liability are measured on a basis that reflects the rights and obligations that the Company has retained.

Financial Liabilities

Initial Recognition and measurement

Financial liabilities are recognised when the Company becomes a party to the contractual provisions of the instruments. Financial liabilities are initially recognised at fair value net of transaction costs for all financial liabilities not carried at fair value through profit or loss.

The Company's financial liabilities includes trade and other payables, loans and borrowings including bank overdrafts.

Subsequent measurement

Financial liabilities measured at amortised cost are subsequently measured at using Effective Interest Rate (EIR) method. Financial liabilities carried at fair value through profit or loss are measured at fair value with all changes in fair value recognised in the Statement of Profit and Loss.

Loans & Borrowings:

After initial recognition, interest bearing loans and borrowings are subsequently measured at amortised cost using EIR method. Gains and losses are recognized in statement of profit and loss when the liabilities are derecognized as well as through EIR amortization process.

Financial Guarantee Contracts

Financial guarantee contracts issued by the Company are those contracts that requires a payment to be made or to reimburse the holder for a loss it incurs because the specified debtors fails to make payment when due in accordance with the term of a debt instrument. Financial guarantee contracts are recognized initially as a liability at fair value, adjusted for transaction costs that are directly attributable to the issuance of the guarantee.

Notes to Standalone financial statements for the year ended March 31, 2022

De-recognition

A financial liability is derecognised when the obligation under the liability is discharged or cancelled or expires. When an existing financial liability is replaced by another from the same lender on substantially different terms, or the terms of an existing liability are substantially modified, such an exchange or modification is treated as the derecognition of the original liability and the recognition of a new liability. The difference in the respective carrying amounts is recognized in the statement of profit and loss.

Derivative financial instruments

The Company uses derivative financial instruments, such as forward foreign exchange contracts, to hedge its foreign currency risks. Such derivative financial instruments are initially recognised at fair value on the date on which a derivative contract is entered into and are subsequently remeasured at fair value, with changes in fair value recognised in Statement of Profit and Loss.

Offsetting of financial instruments

Financial assets and financial liabilities are offset and the net amount is reported in the Balance Sheet if there is a currently enforceable legal right to offset the recognised amounts and there is an intention to settle on a net basis, to realise the assets and settle the liabilities simultaneously.

(viii) Fair Value Measurement

The Company measures financial instruments, such as, derivatives, investments at fair value at each balance sheet date. Fair value is the price that would be received to sell an asset or paid to transfer a liability in an orderly transaction between market participants at the measurement date. The fair value measurement is based on the presumption that the transaction to sell the asset or transfer the liability takes place either:

- (a) In the principal market for the asset or liability, or
- (b) In the absence of a principal market, in the most advantageous market for the asset or liability.

The principal or the most advantageous market must be accessible by the Company. The fair value of an asset or a liability is measured using the assumptions that market participants would use when pricing the asset or liability, assuming that market participants act in their economic best interest.

A fair value measurement of a non-financial asset takes into account a market participant's ability to generate economic benefits by using the asset in its highest and best use or by selling it to another market participant that would use the asset in its highest and best use. The Company uses valuation techniques that are appropriate in the circumstances and for which sufficient data are available to measure fair value, maximising the use of relevant observable inputs and minimising the use of unobservable inputs. All assets and liabilities for which fair value is measured or disclosed in the financial statements are categorised within the fair value hierarchy, described as follows, based on the lowest level input that is significant to the fair value measurement as a whole:

- (i) Level 1 — Quoted (unadjusted) market prices in active markets for identical assets or liabilities
- (ii) Level 2 — Valuation techniques for which the lowest level input that is significant to the fair value measurement is directly or indirectly observable
- (iii) Level 3 — Valuation techniques for which the lowest level input that is significant to the fair value measurement is unobservable

For assets and liabilities that are recognised in the financial statements on a recurring basis, the Company determines whether transfers have occurred between levels in the hierarchy by re-assessing categorisation (based on the lowest level input that is significant to the fair value measurement as a whole) at the end of each reporting period.

For the purpose of fair value disclosures, the Company has determined classes of assets and liabilities on the basis of the nature, characteristics and risks of the asset or liability and the level of the fair value hierarchy as explained above.

(ix) Investment in Subsidiary

Investment in Subsidiary has been carried at Cost less impairment, if any.

(x) Cash and Cash Equivalents:

Cash and Cash equivalents include cash and Cheque in hand, bank balances, demand deposits with banks and other short-term highly liquid investments that are readily convertible to known amounts of cash & which are subject to an insignificant risk of changes in value where original maturity is three months or less.



Notes to Standalone financial statements for the year ended March 31, 2022

(xi) Foreign Currency Transactions:

a) Initial Recognition

Transactions in foreign currency are recorded at the exchange rate prevailing on the date of the transaction. Exchange differences arising on foreign exchange transactions settled during the year are recognized in the Statement of Profit and Loss.

b) Measurement of Foreign Currency Items at the Balance Sheet Date

Foreign currency monetary items of the Company are restated at the closing exchange rates. Non monetary items are recorded at the exchange rate prevailing on the date of the transaction. Exchange differences arising out of these transactions are charged to the Statement of Profit and Loss.

(xii) Revenue Recognition:

The Company derives revenues primarily from information technology services comprising of software development, consulting and customer support services, and from the licensing of software products and platforms.

Revenue is recognized upon transfer of control of promised products or services to customers in an amount that reflects the consideration expected to be received in exchange for those products or services.

Arrangements with customers for information technology services are either on a fixed-price, fixed-time frame or on a time-and-material basis.

Revenue on time-and-material contracts are recognized as the related services are performed and revenue from the end of the last invoicing to the reporting date is recognized as unbilled revenue. Revenue from fixed-price, fixed-time frame contracts, where the performance obligations are satisfied over time and where there is no uncertainty as to measurement or collectability of consideration, is recognized as per the percentage-of-completion method. When there is uncertainty as to measurement or ultimate collectability, revenue recognition is postponed until such uncertainty is resolved. Efforts or costs expended have been used to measure progress towards completion as there is a direct relationship between input and productivity. Maintenance revenue is recognized ratably over the term of the underlying maintenance arrangement.

Revenues in excess of invoicing are classified as contract assets (which refer to as unbilled revenue) while invoicing in excess of revenues are classified as contract liabilities (which refer to as Income billed in advance). Revenue from licenses where the customer obtains a "right to use" the licenses is recognized at the time the license is made available to the customer. Revenue from licenses where the customer obtains a "right to access" is recognized over the access period. Arrangements to deliver software products generally have three elements : license, implementation and Annual Maintenance Services (AMS). The Company has applied the principles under Ind AS 115 to account for revenues from these performance obligations. When implementation services are provided in conjunction with the licensing arrangement and the license and implementation have been identified as two separate performance obligations, the transaction price for such contracts are allocated to each performance obligation of the contract based on their relative standalone selling prices. In the absence of standalone selling price for implementation, the performance obligation is estimated using the expected cost plus margin approach. Where the license is required to be substantially customized as part of the implementation service, the entire arrangement fee for license and implementation is considered to be a single performance obligation and the revenue is recognized using the percentage-of-completion method as the implementation is performed. Revenue from client training, support and other services arising due to the sale of software products is recognized as the performance obligations are satisfied. AMS revenue is recognized ratably over the period in which the services are rendered.

Contract modifications are accounted for when additions, deletions or changes are approved either to the contract scope or contract price. The accounting for modifications of contracts involves assessing whether the services added to an existing contract are distinct and whether the pricing is at the standalone selling price. Services added that are not distinct are accounted for on a cumulative catch-up basis, while those that are distinct are accounted for prospectively, either as a separate contract, if the additional services are priced at the standalone selling price, or as a termination of the existing contract and creation of a new contract if not priced at the standalone selling price.

The Company presents revenues net of indirect taxes in its Statement of Profit and Loss.

Interest

Revenue is recognised on a time proportion basis taking into account the amount outstanding and the interest rate applicable and based on Effective interest rate method.

Dividend

Dividend Income is recognized when right to receive the same is established.

Notes to Standalone financial statements for the year ended March 31, 2022

(xiii) Employee Benefits:

The Company has provides following post-employment plans:

- (a) Defined benefit plans such a gratuity
- (b) Defined contribution plans such as Provident fund

a) Defined-benefit plan:

The liability or asset recognised in the balance sheet in respect of defined benefit gratuity plan is the present value of defined benefit obligations at the end of the reporting period less fair value of plan assets. The defined benefit obligations is calculated annually by actuaries through actuarial valuation using the projected unit credit method.

The Company recognises the following changes in the net defined benefit obligation as an expense in the statement of profit and loss:

- (a) Service costs comprising current service costs, past-service costs, gains and losses on curtailment and non-routine settlements; and
- (b) Net interest expense or income

The net interest cost is calculated by applying the discount rate to the net balance of the defined benefit obligation and fair value of plan assets. This cost is included in employee benefit expenses in the Statement of Profit & Loss.

Re-measurement comprising of actuarial gains and losses arising from

- (a) Re-measurement of Actuarial(gains)/losses
- (b) Return on plan assets, excluding amount recognized in effect of asset ceiling
- (c) Re-measurement arising because of change in effect of asset ceiling

are recognised in the period in which they occur directly in 'Other comprehensive income'. Re-measurement are not reclassified to profit or loss in subsequent periods.

Ind AS 19 requires the exercise of judgment in relation to various assumptions including future pay rises, inflation and discount rates and employee and pensioner demographics. The Company determines the assumptions in conjunction with its actuaries, and believes these assumptions to be in line with best practice, but the application of different assumptions could have a significant effect on the amounts reflected in the income statement, other comprehensive income and balance sheet. There may be also interdependency between some of the assumptions.

b) Defined-contribution plan:

Under defined contribution plans, the Company pays pre-defined amounts to separate funds and does not have any legal or informal obligation to pay additional sums. Defined Contribution plan comprise of contributions to the employees' provident fund with the government and certain state plans like Employees' State Insurance and Employees' Pension Scheme. The Company's payments to the defined contribution plans are recognised as expenses during the period in which the employees perform the services that the payment covers.

c) Other employee benefits:

- (a) Compensated absences which are not expected to occur within twelve months after the end of the period in which the employee renders the related services are recognised as a liability at the present value of the obligation as at the Balance sheet date determined based on an actuarial valuation.
- (b) Undiscounted amount of short-term employee benefits expected to be paid in exchange for the services rendered by employees are recognised during the period when the employee renders the related services.

(xiv) Taxes on Income:

Income tax comprises current and deferred tax. Income tax expense is recognized in the statement of profit and loss except to the extent it relates to items directly recognized in equity or in other comprehensive income.

Current tax is based on taxable profit for the year. Taxable profit is different from accounting profit due to temporary differences between accounting and tax treatments, and due to items that are never taxable or tax deductible. Tax provisions are included in current liabilities. Interest and penalties on tax liabilities are provided for in the tax charge. The Company offsets, the current tax assets and liabilities (on a year on year basis) where it has a legally enforceable right and where it intends to settle such assets and liabilities on a net basis or to realise the assets and liabilities on net basis.



Notes to Standalone financial statements for the year ended March 31, 2022

Deferred income tax is recognized using the balance sheet approach. Deferred income tax assets and liabilities are recognized for deductible and taxable temporary differences arising between the tax base of assets and liabilities and their carrying amount in financial statements. Deferred income tax asset are recognized to the extent that it is probable that taxable profit will be available against which the deductible temporary differences, and the carry forward of unused tax credits and unused tax losses can be utilized. Deferred tax assets are not recognised where it is more likely than not that the assets will not be realised in the future.

The carrying amount of deferred income tax assets is reviewed at each reporting date and reduced to the extent that it is no longer probable that sufficient taxable profit will be available to allow all or part of the deferred income tax asset to be utilized. Deferred income tax assets and liabilities are measured at the tax rates that are expected to apply in the period when the asset is realized or the liability is settled, based on tax rates (and tax laws) that have been enacted or substantively enacted at the reporting date.

Deferred tax items are recognised in correlation to the underlying transaction either in OCI or directly in equity.

Minimum Alternative Tax ('MAT') credit is recognised as an asset only when and to the extent there is convincing evidence that the Company will pay normal income-tax during the specified period. The Company reviews the same at each balance sheet date and writes down the carrying amount of MAT credit entitlement to the extent there is no longer convincing evidence to the effect that Company will pay normal income-tax during the specified period.

(xv) Borrowing Costs:

General and specific borrowing costs that are directly attributable to the acquisition, construction or production of qualifying assets are capitalized as a part of Cost of that assets, during the period till all the activities necessary to prepare the Qualifying assets for its intended use or sale are complete during the period of time that is required to complete and prepare the assets for its intended use or sale. Qualifying assets are assets that necessarily take a substantial period of time to get ready for their intended use or sale.

Other borrowing costs are recognized as an expense in the period in which they are incurred.

(xvi) Earnings Per Share:

Basic earnings per shares are calculated by dividing the net profit or loss after tax for the period attributable to equity shareholders by the weighted average number of equity shares outstanding during the period. For the purpose of calculating diluted earnings per share, the net profit or loss for the period attributable to the equity shareholders and the weighted average number of shares outstanding during the period is adjusted for the effects of all dilutive potential equity shares.

(xvii) Leases:

Where the Company is Lessee

The Company's lease asset classes primarily consist of leases for land and buildings. The Company assesses whether a contract contains a lease, at inception of a contract. A contract is, or contains, a lease if the contract conveys the right to control the use of an identified asset for a period of time in exchange for consideration.

To assess whether a contract conveys the right to control the use of an identified asset, the Company assesses whether:

- (i) the contract involves the use of an identified asset;
- (ii) the Company has substantially all of the economic benefits from use of the asset through the period of the lease; and
- (iii) the Company has the right to direct the use of the asset.

At the date of commencement of the lease, the Company recognizes a right-of-use asset ("ROU") and a corresponding lease liability for all lease arrangements in which it is a lessee, except for leases with a term of twelve months or less (short-term leases) and low value leases. For these short-term and low value leases, the Company recognizes the lease payments as an operating expense on a straight-line basis over the term of the lease.

The right-of-use assets are initially recognized at cost, which comprises the initial amount of the lease liability adjusted for any lease payments made at or prior to the commencement date of the lease plus any initial direct costs less any lease incentives. They are subsequently measured at cost less accumulated depreciation and impairment losses.

Certain lease arrangements includes the options to extend or terminate the lease before the end of the lease term. ROU assets and lease liabilities includes these options when it is reasonably certain that they will be exercised.

Notes to Standalone financial statements for the year ended March 31, 2022

Right-of-use assets are depreciated from the commencement date on a straight-line basis over the shorter of the lease term and useful life of the underlying asset. Right of use assets are evaluated for recoverability whenever events or changes in circumstances indicate that their carrying amounts may not be recoverable. For the purpose of impairment testing, the recoverable amount (i.e. the higher of the fair value less cost to sell and the value-in-use) is determined on an individual asset basis unless the asset does not generate cash flows that are largely independent of those from other assets. In such cases, the recoverable amount is determined for the Cash Generating Unit (CGU) to which the asset belongs.

The lease liability is initially measured at amortized cost at the present value of the future lease payments. The lease payments are discounted using the interest rate implicit in the lease or, if not readily determinable, using the incremental borrowing rates in the country of domicile of these leases. Lease liabilities are remeasured with a corresponding adjustment to the related right of use asset if the Company changes its assessment if whether it will exercise an extension or a termination option.

Lease liability and ROU asset have been separately presented in the Balance Sheet and lease payments have been classified as financing cash flows.

Where the Company is Lessor

Leases in which the Company does not transfer substantially all the risks and benefits of ownership of the asset are classified as operating leases. Assets subject to operating leases are included in property, plant and equipment. The Company recognizes lease rentals from the property leased out, on accrual basis as per the terms of agreements entered with the counter parties. Costs, including depreciation, are recognized as an expense in the Statement of Profit and Loss.

(xviii) Provisions, Contingent Liabilities and Contingent Assets:

A provision is recognised if, as a result of a past event, the Company has a present legal or constructive obligation that can be estimated reliably, and it is probable that an outflow of economic benefits will be required to settle the obligation.

Provisions for onerous contracts are recognized when the expected benefits to be derived by the Company from a contract are lower than the unavoidable costs of meeting the future obligations under the contract.

A disclosure for contingent liabilities is made where there is a possible obligation or a present obligation that may probably not require an outflow of resources or an obligation for which the future outcome cannot be ascertained with reasonable certainty. When there is a possible or a present obligation where the likelihood of outflow of resources is remote, no provision or disclosure is made.

Contingent assets are neither recognized nor disclosed in financial statements.

(xix) Recent Indian Accounting Standards (INDAS) :

The Ministry of Corporate Affairs (MCA) vide Notification dated 23th March, 2022 has issued new Companies (Indian Accounting Standard) Amendment Rules, 2022. Major amendments notified in the notification are provided below:

(a) Ind AS 16 | Property, plant and equipment – The amendment clarifies that excess of net sale proceeds of items produced over the cost of testing, if any, shall not be recognised in the profit or loss but deducted from the directly attributable costs considered as part of cost of an item of property, plant, and equipment. The effective date for adoption of this amendment is annual periods beginning on or after April 1, 2022.

(b) Ind AS 37 | Provisions, contingent liabilities and contingent assets – The amendment specifies that the 'cost of fulfilling' a contract comprises the 'costs that relate directly to the contract'. Costs that relate directly to a contract can either be incremental costs of fulfilling that contract (examples would be direct labour, materials) or an allocation of other costs that relate directly to fulfilling contracts (an example would be the allocation of the depreciation charge for an item of property, plant and equipment used in fulfilling the contract). The effective date for adoption of this amendment is annual periods beginning on or after April 1, 2022, although early adoption is permitted.

(c) Ind AS 103 | Business combinations – The amendment adds a new exception in Ind AS 103 for liabilities and contingent liabilities.

(d) Ind AS 109 | Financial instruments – The amendment clarifies which fees an entity includes when it applies the '10%' test in assessing whether to derecognise a financial liability. An entity includes only fees paid or received between the entity (the borrower) and the lender, including fees paid or received by either the entity or the lender on the other's behalf.

The Company is evaluating the impact of these amendments.



Notes to Standalone financial statements for the year ended March 31, 2022

2 Property, plant and equipment

Particulars							(₹in Lakhs)
	Buildings	Plant & equipment	Furniture & fixtures	Vehicles	Office equipment	Computers	Total
Gross carrying amount							
Balance as at 1st April, 2021	2,063.88	302.81	1,172.61	43.51	49.77	559.19	4,191.77
Additions	-	8.67	28.94	-	12.73	75.40	125.74
Deductions/ Adjustments	-	1.54	-	-	-	68.83	70.37
Balance as at 31st March, 2022	2,063.88	309.94	1,201.55	43.51	62.50	565.76	4,247.14
Accumulated Depreciation							
Balance as at 1st April, 2021	266.93	192.19	543.74	28.28	21.39	298.46	1,350.99
Additions	99.64	23.69	122.13	4.50	10.97	101.34	362.27
Deductions/ Adjustments	-	1.46	-	-	-	65.40	66.86
Balance as at 31st March, 2022	366.57	214.42	665.87	32.78	32.36	334.40	1,646.40
Net carrying amount as at 1st April, 2021	1,796.95	110.62	628.87	15.23	28.38	260.73	2,840.78
Net carrying amount as at 31st March, 2022	1,697.31	95.52	535.68	10.73	30.14	231.36	2,600.74
Gross carrying amount							
Balance as at 1st April, 2020	1,812.60	305.71	1,191.51	49.92	80.57	466.71	3,907.02
Additions	251.28	-	-	-	-	92.48	343.76
Deductions/ Adjustments	-	2.90	18.90	6.41	30.80	-	59.01
Balance as at 31st March, 2021	2,063.88	302.81	1,172.61	43.51	49.77	559.19	4,191.77
Accumulated Depreciation							
Balance as at 1st April, 2020	167.29	171.49	441.08	29.14	39.70	196.07	1,043.76
Additions	99.64	23.45	120.93	5.23	10.10	103.39	362.74
Deductions/ Adjustments	-	2.75	18.27	6.09	28.41	-	55.51
Balance as at 31st March, 2021	266.93	192.19	543.74	28.28	21.39	298.46	1,350.99
Net carrying amount as at 1st April, 2020	1,645.31	134.22	750.43	20.78	40.87	271.64	2,863.25
Net carrying amount as at 31st March, 2021	1,796.95	110.62	628.87	15.23	28.38	260.73	2,840.78

Notes:

- Refer note no. 21 for disclosure on property, plant and equipment pledged as security.
- Refer note no. 37 for disclosure on contractual commitments for the acquisition of property, plant and equipment.

3 Right of use (RoU)-Lease

Particulars	(₹in Lakhs)
	Land (Leasehold)
Gross carrying amount	
Balance as at March 31, 2021	22.28
Additions	-
Deductions/ Adjustments	-
Balance as at March 31, 2022	22.28
Accumulated Depreciation	
Balance as at March 31, 2021	1.00
Additions	0.51
Deductions/ Adjustments	-
Balance as at March 31, 2022	1.51
Net Block	
Balance as at March 31, 2021	21.28
Balance as at March 31, 2022	20.77

Notes to Standalone financial statements for the year ended March 31, 2022

Gross carrying amount	
Balance as at March 31, 2020	22.28
Additions	-
Deductions/ Adjustments	-
Balance as at March 31, 2021	22.28
Accumulated Depreciation	
Balance as at March 31, 2020	0.50
Additions	0.50
Deductions/ Adjustments	-
Balance as at March 31, 2021	1.00
Net Block	
Balance as at March 31, 2020	21.78
Balance as at March 31, 2021	21.28

Note :

Right of Use comprises land taken on lease for 66 years from September, 1997.

(₹ in Lakhs)				
4 Capital work-in progress	Building	Office Equipments	Computers	Total
Balance as at March 31, 2020	251.28	-	-	251.28
Additions during the year	-	-	7.26	7.26
Capitalised during the year	251.28	-	-	251.28
Balance as at March 31, 2021	-	-	7.26	7.26
Additions during the year	-	-	-	-
Capitalised during the year	-	-	7.26	7.26
Balance as at March 31, 2022	-	-	-	-

CWIP aging as on 31st March 2022

(₹ in Lakhs)

Particulars	Amount in CWIP for a period of				Total
	Less than 1 year	1-2 years	2-3 years	More than 3 years	
Projects in progress	-	-	-	-	-
Projects temporarily suspended	-	-	-	-	-
Total	-	-	-	-	-

CWIP aging as on 31st March 2021

(₹ in Lakhs)

Particulars	Amount in CWIP for a period of				Total
	Less than 1 year	1-2 years	2-3 years	More than 3 years	
Projects in progress	7.26	-	-	-	7.26
Projects temporarily suspended	-	-	-	-	-
Total	7.26	-	-	-	7.26



Notes to Standalone financial statements for the year ended March 31, 2022

5 Investment Property

Particulars	(₹ in Lakhs)	
	As at	As at
Gross carrying amount		
Balance as at April 1, 2021		943.63
Additions		-
Deductions/ Adjustments		-
Balance as at March 31, 2022		943.63
Accumulated depreciation		
Balance as at March 31, 2021		91.21
Additions		19.97
Deductions/ Adjustments		-
Balance as at March 31, 2022		111.18
Net Block		
Balance as at March 31, 2021		852.42
Balance as at March 31, 2022		832.45
Gross carrying amount		
Balance as at April 1, 2020		943.63
Additions		-
Deductions/ Adjustments		-
Balance as at March 31, 2021		943.63
Accumulated depreciation		
Balance as at March 31, 2020		71.24
Additions		19.97
Deductions/ Adjustments		-
Balance as at March 31, 2021		91.21
Net Block		
Balance as at March 31, 2020		872.39
Balance as at March 31, 2021		852.42

Note:

- Refer note no. 21 for certain Investment Property mortgaged as collateral security against bank borrowings
- Refer note no. 37 for information regarding income and expenditure of Investment property
- Investment property include ₹0.04 lakhs (previous year ₹0.04 Lakhs) being the value of 80 (Previous Year 80) shares of ₹50 each in Acme Plaza Premises Co-operative Society Ltd.
- Fair value of investment property

Particulars	(₹ in Lakhs)	
	As at	As at
	March 31, 2022	March 31, 2021
Investment Property	3,953.94	3,953.94

Note:

The fair value of investment property has been determined based on the Ready Reckoner value prevailing as on the date of Balance Sheet, which is considered to be best benchmarking of current prices in an active market.

Notes to Standalone financial statements for the year ended March 31, 2022

		(₹in Lakhs)	
6 Intangible assets		Software	
Gross carrying amount			
Balance as at April 1, 2021		1,408.00	
Additions		15.86	
Deductions/ Adjustments		-	
Balance as at March 31, 2022		1,423.86	
Accumulated amortisation			
Balance as at March 31, 2021		696.62	
Amortisation for the year		243.05	
Deductions/ Adjustments		-	
Balance as at March 31, 2022		939.67	
Balance as at March 31, 2021		711.38	
Balance as at March 31, 2022		484.19	
Gross carrying amount			
Balance as at April 1, 2020		825.27	
Additions		582.73	
Deductions/ Adjustments		-	
Balance as at March 31, 2021		1,408.00	
Accumulated amortisation			
Balance as at March 31, 2020		517.08	
Amortisation for the year		179.54	
Deductions/ Adjustments		-	
Balance as at March 31, 2021		696.62	
Balance as at March 31, 2020		308.19	
Balance as at March 31, 2021		711.38	
			(₹in Lakhs)
7 Investments - Non-Current		As at	As at
		March 31, 2022	March 31, 2021
Unquoted, fully paid up			
Equity Instruments, Carried at Cost			
Investment in wholly owned subsidiaries			
Investment in Cybertech Systems and Software Inc., USA			
1,585,000 (As at March 31, 2021- 1,585,000) common stocks of USD 0.01 each		725.65	725.65
1,500,000 (As at March 31, 2021- 1,500,000) common stocks of USD 1.00 each		808.39	808.39
		1,534.04	1,534.04
Investment in Spatialitics LLC., USA			
11,00,000 (As at March 31, 2021-600,000) units of USD 1.00 each		801.50	426.97
		2,335.54	1,961.01
Investments in Mutual Funds			
Designated as Fair Value Through Profit or Loss			
UTI Money Market Fund - Dir - Growth 9,361.619 (As at March 31, 2021- 9,361.619) units of ₹10 each		233.18	224.22
HDFC FMP 1876D - Growth 4,999,750.012 (As at March 31, 2021- Nil)units of ₹10 each		501.62	-
		734.80	224.22
		3,070.34	2,185.23



Notes to Standalone financial statements for the year ended March 31, 2022

Note:		
Aggregate amount of quoted investments and fair value thereon	-	-
Aggregate amount of unquoted investments and fair value thereof at Net Asset Value	3,070.34	2,185.23
Aggregate amount of impairment in value of unquoted investments	-	-
		(₹in Lakhs)
8 Other financial assets	As at	As at
	March 31, 2022	March 31, 2021
Non Current		
Unsecured, considered good		
Security Deposits	27.11	15.72
Fixed Deposit with banks having maturity more than 12 months	80.00	100.00
Interest receivable on Fixed Deposits	0.34	0.09
Total	107.45	115.81
		(₹in Lakhs)
9 Other non-current assets (Unsecured, considered good)	As at	As at
	March 31, 2022	March 31, 2021
Capital advances	-	1.97
Prepaid expenses	1.68	4.72
Total	1.68	6.69
		(₹in Lakhs)
10 Investments - current	As at	As at
	March 31, 2022	March 31, 2021
Designated as Fair Value Through Profit and Loss		
Unquoted. fully paid up		
Investments in Mutual Funds		
UTI Fixed Term Income Fund Series- XXX - X (1267 Days) - Direct Growth Plan-xxx-x (1267 days)	131.90	126.36
Institutional Growth Plan 1,000,000.000 (As at March 31,2021- 1,000,000.000)units of ₹10 each		
HDFC Money Market Fund - Dir - Growth 12,318.864(As on March 31, 2021- 12,318.864) units of Rs. 10 each	573.42	551.13
HDFC Low Duration Fund - Dir - Growth 1,163,284.216(As on March 31, 2021- 1,163,284.216) units of Rs.10 each	579.18	553.43
Total	1,284.50	1,230.92
Note:		
Aggregate amount of quoted investments and market value thereon	-	-
Aggregate amount of unquoted investments; and market value/repurchase value/NAV	1,284.50	1,230.92
Aggregate amount of impairment in value of unquoted investments	-	-
		(₹in Lakhs)
11 Trade receivables	As at	As at
	March 31, 2022	March 31, 2021
Unsecured		
Trade receivables considered good	2,832.54	2,863.66
Trade receivables which have significant increase in credit risk	526.07	620.09
Total	3,358.61	3,483.75
Less: Provision for doubtful debts and expected credit loss	526.07	620.09
Total	2,832.54	2,863.66

Note : Refer Note no 39

Notes to Standalone financial statements for the year ended March 31, 2022

Trade Receivable Aging Schedule

(₹ in Lakhs)

Particulars	Not due Unbilled	Outstanding for following periods from due date of payment					Total
		Less than 6 months	6 months -1 year	1-2 years	2-3 years	More than 3 years	
As at March 31, 2022							
i) Undisputed Trade receivables – considered good	-	2,572.56	0.57	-	222.54	36.87	2,832.54
ii) Undisputed Trade Receivables – which have significant increase in credit Risk	-	-	-	-	-	-	-
iii) Undisputed Trade Receivables – credit impaired	-	-	-	0.26	152.37	198.67	351.30
iv) Disputed Trade receivables – considered good	-	-	-	-	-	-	-
v) Disputed Trade Receivables – which have significant increase in credit Risk	-	-	-	-	-	-	-
vi) Disputed Trade Receivables – credit impaired	-	-	-	-	-	174.77	174.77
Subtotal	-	2,572.56	0.57	0.26	374.91	410.31	3,358.61
Less: Provision for doubtful debts and expected credit loss	-	-	-	(0.26)	(152.37)	(373.44)	(526.07)
Total	-	2,572.56	0.57	-	222.54	36.87	2,832.54
As at March 31, 2021							
i) Undisputed Trade receivables – considered good	-	2,465.68	2.70	304.29	1.92	89.07	2,863.66
ii) Undisputed Trade Receivables – which have significant increase in credit Risk	-	-	-	-	-	-	-
iii) Undisputed Trade Receivables – credit impaired	-	0.27	-	100.99	45.56	251.56	398.38
iv) Disputed Trade receivables – considered good	-	-	-	-	-	-	-
v) Disputed Trade Receivables – which have significant increase in credit Risk	-	-	-	-	-	-	-
vi) Disputed Trade Receivables – credit impaired	-	-	-	-	-	221.71	221.71
Subtotal	-	2,465.95	2.70	405.28	47.48	562.34	3,483.75
Less: Provision for doubtful debts and expected credit loss	-	(0.27)	-	(100.99)	(45.56)	(473.27)	(620.09)
Total	-	2,465.68	2.70	304.29	1.92	89.07	2,863.66

Note :

Trade receivable has been given as collateral security towards borrowings has been described in Note no 21

(₹ in Lakhs)

12 Cash and cash equivalents

As at
March 31, 2022As at
March 31, 2021

	As at March 31, 2022	As at March 31, 2021
Balances with banks		
In current accounts	43.11	435.35
Term Deposits with maturity less than 3 months	216.33	-
Cash on hand	0.56	0.71
Total	260.00	436.06

Notes to Standalone financial statements for the year ended March 31, 2022

	(₹in Lakhs)	
	As at	As at
	March 31, 2022	March 31, 2021
13 Other balances with banks		
Balances with Banks		
in fixed deposit accounts *		
-Deposits with maturity more than 3 months but less than 12 months	644.69	711.82
in unpaid dividend accounts	17.31	17.62
Total	662.00	729.44
*Fixed Deposits with Banks held as margin money against the Guarantees issued to Municipal Corporations	41.01	42.91
14 Loans		
Unsecured, considered good		
Loans to employees	1.44	3.33
Total	1.44	3.33
15 Other financial assets		
Unsecured, considered good, unless otherwise stated		
Unbilled revenue	813.59	145.05
Security deposits		
Considered good	5.00	26.71
Considered doubtful	14.35	3.15
Total	19.35	29.86
Less: Provision for doubtful deposits	14.35	3.15
	5.00	26.71
Interest receivable on deposits	23.41	29.22
Other receivables	30.90	-
Derivative Financial Assets (forex contract)	0.04	15.55
Total	872.94	216.53
16 Current tax assets		
Advance Tax (Net of Provisions ₹907.90 lacs, Previous year ₹933.70 lacs)	48.87	100.68
Current Tax assets (net)	48.87	100.68
17 Other current assets		
Unsecured, considered good		
Advances for supply of goods and rendering of services	6.10	3.62
Prepaid expenses	55.83	36.57
Advances to employees	6.23	10.74
Balances with government authorities	87.25	14.19
Total	155.41	65.12

Notes to Standalone financial statements for the year ended March 31, 2022

18 Equity share capital	(₹ in Lakhs)	
	As at March 31, 2022	As at March 31, 2021
Authorised		
36,000,000 Equity Shares of ₹10 each	3,600.00	3,600.00
	3,600.00	3,600.00
Issued		
28,179,252 (As at March 31, 2021- 27,604,052) Equity Shares of ₹10 each	2,817.93	2,760.41
	2,817.93	2,760.41
Subscribed and paid-up		
28,174,293 (As at March 31, 2021- 27,599,093) Equity Shares of ₹10 each *	2,817.43	2,759.91
	2817.43	2759.91

*[Allotment of 4,959 (Previous Year 4,959) bonus shares on 3,967 (Previous Year 3,967) equity shares is pending on account of non-establishment of beneficial ownership by National Securities Depository Limited]

a) Reconciliation of number of shares	(₹ in Lakhs)			
	As at March 31, 2022		As at March 31, 2021	
	Number of shares	Amount	Number of shares	Amount
Equity Shares :				
Balance as at the beginning of the year	27,599,093	2,759.91	27,515,593	2,751.56
Add: Shares issued on exercise of employee stock options (Refer note no:-43)	575,200	57.52	83,500	8.35
Balance as at the end of the year	28,174,293	2,817.43	27,599,093	2,759.91

b) Rights, preferences and restrictions attached to shares

The Company has only one class of equity shares having a face value of ₹10 per share. Each shareholder has a right to vote in respect of such share, on every resolution and his voting right on a poll shall be in proportion to his share of the paid-up equity capital of the Company. In the event of liquidation, the equity shareholders are entitled to receive the remaining assets of the Company after payments to secured and unsecured creditors in proportion to their shareholding.

c) Details of equity shares held by shareholders holding more than 5% of the aggregate shares in the Company

	As at March 31, 2022		As at March 31, 2021	
	Nos.	%	Nos.	%
Vish Tadimety	5,737,189	20.36%	5,737,189	20.79%
Indotech Holdings LLC	3,900,000	13.84%	3,900,000	14.13%
Steven Jeske	2,281,433	8.10%	2,281,433	8.27%
Joseph M Vanek	1,390,000	4.93%	1,390,000	5.04%

d) During the previous five years, the Company has not issued Bonus shares/bought back any shares/issued shares for consideration other than cash.

e) Refer note no. 42 in respect of Employee Stock Option Plan (ESOP Plan)

(f) Details of equity shares held by promoters at the end of the year

Promoter name	As at March 31, 2022			As at March 31, 2021		
	No. of Equity Shares	Equity Shares %	% Change during the year	No. of Equity Shares	Equity Shares %	% Change during the year
Vish Tadimety	5,737,189	20.36%	0.00%	5,737,189	20.79%	0.09%
Steven Jeske	2,281,433	8.10%	0.00%	2,281,433	8.27%	-6.17%
Sukhada Tadimety	1,121,592	3.98%	0.00%	1,121,592	4.06%	0.00%
Amogha Tadimety	254,320	0.90%	0.00%	254,320	0.92%	0.00%
Red Banyan Holdings LLC	650,000	2.31%	0.00%	650,000	2.36%	0.00%

Notes to Standalone financial statements for the year ended March 31, 2022

Seetha Rama Chandra Rao Tadimety	75,094	0.27%	0.00%	75,094	0.27%	0.00%
Sanjay R Shanbhag	58,275	0.21%	0.00%	58,275	0.21%	0.00%
Jyothi Tadimety	30,026	0.11%	0.00%	30,026	0.11%	0.00%
Total	10,207,929	36.23%	0.00%	10,207,929	36.99%	-6.08%

19 Other Equity

Particulars	(₹in Lakhs)					
	Capital reserve	Securities premium	Equity settled employee benefits reserve	Retained earnings	Other items of other comprehensive Income (actuarial gains/(losses))	Total
Balance as at April 1, 2020	167.50	1,715.54	194.65	4,856.87	(58.24)	6,876.32
Changes in accounting policies or prior period errors	-	-	-	-	-	-
Profit for the year	-	-	-	1,569.09	-	1,569.09
Other comprehensive income/(loss) for the year	-	-	-	-	(32.88)	(32.88)
On account of Grant of Stock Options	-	-	12.30	-	-	12.30
On exercise of Stock Options	-	14.86	-	-	-	14.86
Transfer on account of Stock Options not exercised/ forfeited/also issued during the year	-	12.34	(38.82)	26.48	-	-
Dividend paid	-	-	-	(275.44)	-	(275.44)
Balance as at March 31, 2021	167.50	1,742.74	168.13	6,177.00	(91.12)	8,164.25
Changes in accounting policies or prior period errors	-	-	-	-	-	-
Profit for the year	-	-	-	956.92	-	956.92
Other comprehensive income/(loss) for the year	-	-	-	-	(35.73)	(35.73)
On account of Grant of Stock Options	-	-	11.87	-	-	11.87
On exercise of Stock Options	-	174.84	-	-	-	174.83
Transfer on account of Stock Options not exercised/ forfeited/also issued during the year	-	110.19	(119.74)	9.55	-	-
Dividend paid	-	-	-	(277.95)	-	(277.95)
Balance as at March 31, 2022	167.50	2,027.77	60.26	6,865.52	(126.85)	8,994.20

Purpose of the reserves:

- 1 Capital reserve:** Capital reserve represents the forfeiture of application money received against share warrants.
- 2 Securities premium:** The amount received in excess of face value of the equity shares is recognised in securities premium. In case of equity-settled share based payment transactions, the difference between fair value of option on grant date and exercise price of share is transferred from equity settled share based payment reserve to securities premium at the time of exercise of options.
- 3 Equity settled employee benefits reserve:** The fair value of the equity-settled employee benefits reserve with employees is recognised in Statement of Profit and Loss with corresponding credit to Equity settled share employee benefit reserve. The same is transferred to securities premium at the time of exercise of options or to retained earnings in the event of forfeiture, non-vesting or lapses of the grant.
- 4 Retained earnings:** Retained earnings are the profits that the Company has earned till date, less dividends or other distributions paid to shareholders.

20 Other financial liabilities	(₹in Lakhs)	
	As at March 31, 2022	As at March 31, 2021
Measured at amortised cost		
a) Non-current		

Notes to Standalone financial statements for the year ended March 31, 2022

Security deposits received against leased premises	128.93	124.16
Non-current total (A)	128.93	124.16
b) Current		
Unclaimed Dividend*	17.32	17.62
Payable for capital expenditure	4.36	12.15
Security deposits received against leased premises	6.66	-
Deposit from employees	-	3.31
Current total (B)	28.34	33.08
Total (A+B)	157.27	157.24

* There are no amounts due for payment to the Investor Education and Protection Fund under Section 125 of the Companies Act, 2013 as at March 31, 2022.

	(₹ in Lakhs)	
21 Current borrowings	As at	As at
	March 31, 2022	March 31, 2021
Secured		
Cash Credit (Refer note i)	107.51	180.76
Total	107.51	180.76

Note:

- i) Cash Credit from Bank carry interest @ 8.10% (previous year 8.10%) p.a. computed on monthly basis on the actual amount utilised and are repayable on demand. Cash credit is secured by way of-
- hypothecation of book debts and other receivables
 - first charge on immovable property of the Company at Acme plaza, and
 - personal guarantee of Executive Director of the Company.

	(₹ in Lakhs)	
22 Trade payables	As at	As at
	March 31, 2022	March 31, 2021
Trade payables [Refer note (a) below]		
-Total outstanding dues of micro enterprises and small enterprises	17.05	12.91
-Total outstanding dues of creditors other than micro enterprises and small enterprises	522.93	554.07
Total	539.98	566.98

Note (a):

Disclosure of payable to vendors as defined under the "Micro, Small and Medium Enterprises Development Act, 2006" ("the Act") is based on the information available with the Company regarding the status of registration of such vendors under the Act, as per the intimation received from them on request made by the Company.

	(₹ in Lakhs)	
Particulars	As at March 31, 2022	As at March 31, 2021
Principal amount due to suppliers registered under the MSMED Act and remaining unpaid as at year end	17.05	12.91



Notes to Standalone financial statements for the year ended March 31, 2022

Interest due to suppliers registered under the MSMED Act and remaining unpaid as at year end	-	-
Principal amounts paid to suppliers registered under the MSMED Act, beyond the appointed day during the year	-	-
Interest paid, other than under Section 16 of MSMED Act, to suppliers registered under the MSMED Act, beyond the appointed day during the year	-	-
Interest paid, under Section 16 of MSMED Act, to suppliers registered under the MSMED Act, beyond the appointed day during the year	-	-
Interest due and payable towards suppliers registered under MSMED Act, for payments already made	-	-
Further interest remaining due and payable for earlier years	-	-

Trade Payable Aging Schedule

(₹ in Lakhs)

Particulars	Not due Unbilled	Outstanding for following periods from due date of payment				Total
		Less than 1 year	1-2 years	2-3 years	More than 3 years	
As at March 31, 2022						
i) Unbilled	20.23	-	-	-	-	20.23
ii) Micro, small and medium enterprises	-	17.05	-	-	-	17.05
iii) Creditors other than micro, small and medium enterprises	-	475.40	-	9.29	18.01	502.70
iv) Disputed dues – Micro, small and medium enterprises	-	-	-	-	-	-
v) Disputed dues other than micro, small and medium enterprises	-	-	-	-	-	-
Total	20.23	492.45	-	9.29	18.01	539.98
As at March 31, 2021						
i) Unbilled	104.01	-	-	-	-	104.01
ii) Micro, small and medium enterprises	-	12.91	-	-	-	12.91
iii) Creditors other than micro, small and medium enterprises	-	412.95	13.64	15.43	8.04	450.06
iv) Disputed dues – Micro, small and medium enterprises	-	-	-	-	-	-
v) Disputed dues other than micro, small and medium enterprises	-	-	-	-	-	-
Total	104.01	425.86	13.64	15.43	8.04	566.98

(₹ in Lakhs)

23 Other current liabilities	As at March 31, 2022	As at March 31, 2021
Income received in advance	50.51	72.38
Statutory dues	201.04	129.28
Total	251.55	201.66

Notes to Standalone financial statements for the year ended March 31, 2022

	(₹in Lakhs)	
24 Provisions	As at March 31, 2022	As at March 31, 2021
Current		
Provision for employee benefits		
Provision for compensated absences	172.57	147.26
Provision for gratuity	67.69	105.56
Total	240.26	252.82
	(₹in Lakhs)	
25 Revenue from operations	For the Year ended March 31, 2022	For the Year ended March 31, 2021
Sale of services		
Information technology services	7,922.15	6,780.43
Total	7,922.15	6,780.43
	(₹in Lakhs)	
26 Other income	For the Year ended March 31, 2022	For the Year ended March 31, 2021
Rent received	326.98	373.43
Less: Rates and taxes (directly attributable)	(20.59)	(22.63)
	306.39	350.80
Interest income on:		
Loans given	0.81	3.37
Deposit with banks	50.72	42.88
Income tax refund	39.70	10.21
Profit on sale of investments in mutual funds	2.55	17.22
Unrealised gain on fair valuation of investments in mutual funds	64.16	92.47
Foreign exchange gain (net)	114.32	32.25
Sundry credit balances written back (net)	32.71	0.69
Miscellaneous income	-	1.03
Total	611.36	550.92
	(₹in Lakhs)	
27 Employee benefits expense	For the Year ended March 31, 2022	For the Year ended March 31, 2021
Salaries and wages	5,172.21	4,464.27
Contribution to provident and other funds	95.79	77.25
Share based payment to employees	11.87	12.30
Staff welfare expense	45.45	29.10
Total	5,325.32	4,582.92
	(₹in Lakhs)	
28 Finance costs	For the Year ended March 31, 2022	For the Year ended March 31, 2021
Interest expense	1.09	1.07
Other finance cost on unwinding of discount (lease)	11.43	22.89
Total	12.52	23.96



Notes to Standalone financial statements for the year ended March 31, 2022

	(₹in Lakhs)	
29 Depreciation and amortisation expense	For the Year ended March 31, 2022	For the Year ended March 31, 2021
Depreciation on property, plant and equipment	362.27	362.74
Amortisation of Right of Use (RoU)-Assets	0.51	0.50
Depreciation on investment property	19.97	19.97
Amortisation on Intangible assets	243.05	179.54
Total	625.80	562.75

	(₹in Lakhs)	
30 Other expenses	For the Year ended March 31, 2022	For the Year ended March 31, 2021
Rent	16.98	19.05
Repairs & maintenance		
- Buildings	80.12	49.91
- Plant and equipment	148.89	109.23
- Others	77.68	58.47
Insurance	4.52	4.68
Rates and taxes	31.20	28.55
Travelling and conveyance	33.52	13.63
Communication	22.93	20.46
Electricity expense	59.04	52.06
Professional fees	145.20	161.47
Directors' sitting fees/commission	25.00	32.89
Auditors' remuneration:		
Audit fees	9.25	9.30
Limited review fees	6.00	4.50
Certification	1.50	0.75
Reimbursement of expenses-(excluding Goods and service tax)	-	0.08
Security expenses	27.38	28.32
Corporate social responsibility expenses (Refer Note no.38)	19.25	14.55
Provision for doubtful receivables and advances	11.34	-
Provision for expected credit losses	79.06	324.90
Bad debts	173.07	-
Less : Transferred from Provision for Doubtful Debts	(173.07)	-
Doubtful advances written off	0.15	1.25
Less: Transferred from Provision for Doubtful Advances	(0.15)	(1.25)
Loss on plant, property and equipment disposed / discarded (net)	2.44	1.82
Miscellaneous expenses	101.26	93.43
Total	902.56	1,028.05

31 Earnings Per Share (EPS)	As at March 31, 2022	As at March 31, 2021
Profit after tax available for Equity Shareholders (₹in lakhs)	956.92	1,569.09
Weighted Average Number of Equity Shares outstanding for computing Basic EPS	27,928,895	27,550,144
Add: Weighted average number of potential equity shares on account of employee stock options	329,870	540,342
Weighted Average Number of Equity Shares outstanding for computing Diluted EPS	28,258,766	28,090,486
Nominal value of Equity Shares (In ₹)	10.00	10.00
Basic Earnings Per Share (in ₹)	3.43	5.70
Diluted Earnings Per Share (in ₹)	3.39	5.59

Notes to Standalone financial statements for the year ended March 31, 2022

(₹in Lakhs)

32	Contingent Liabilities and Commitments	As at March 31, 2022	As at March 31, 2021
A)	Contingent Liabilities	-	-

Notes

i) In previous years, the Company has received Income Tax refunds of ₹1,894.74 Lakhs (including interest amount of ₹740.81 Lakhs) towards Assessment years 1997-98, 1998-99 and 1999-00, pursuant to the favourable Order from Income Tax Appellate Tribunal. The Income Tax Department has filed an appeal against the said Order with the Hon'ble High Court, Bombay. However, the Company has opted under Vivad se Viswas scheme-2020 and paid the applicable taxes. Hence the excess provision of ₹815.96 Lacs has been written back during the previous year.

ii) The Company's pending litigations comprise mainly claims against the Company, proceedings pending with Tax and other Authorities. The Company has reviewed all its pending litigations and proceedings and has made adequate provisions, wherever applicable, in its financial statements. The Company does not reasonably expect the outcome of these proceedings to have a material impact on its financial statements.

(₹in Lakhs)

B)	Commitments	As at March 31, 2022	As at March 31, 2021
	Estimated amount of contracts remaining to be executed on Capital Account and not provided for (net of advances)	-	-

33 Disclosure on Related Party Transactions**A) Names of related parties where control exists and description of relationship:****a) Wholly Owned Subsidiaries :**

CyberTech Systems and Software Inc. (USA)
Spatialitics LLC - (USA)

b) Key Management Personnel (KMP) :

Mr. Ramasubramanian Sankaran - Executive Director
Mr. Praveen Agarwal - Chief Financial Officer
Ms. Sarita Leelaramani - Company Secretary

c) Non-Executive and Independent Directors :**Non-Executive directors**

Mr. Vish Tadimety
Mr. Steven Jeske
Ms. Amogha Tadimety

Independent directors

Ms. Angela Cook Wilcox
Dr. N.L. Sarda
Mr. Marezban Padam Bharucha
Mr. Shreepad Karmalkar
Mr. Sudhir Joshi

Director of Spatialitics LLC- (USA)

Mr. Joseph Michael Vanek

B) Related party transactions with Subsidiary/KMP during the year:

(₹in Lakhs)

Particulars	For the year ended March 31, 2022	For the year ended March 31, 2021
Sale of Services		
CyberTech Systems and Software Inc.-USA	7,189.61	6,000.78
Spatialitics LLC-USA	145.96	57.44



Notes to Standalone financial statements for the year ended March 31, 2022

Reimbursement of expenses received		
CyberTech Systems and Software Inc.-USA	65.99	5.58
Spatialitics LLC-USA	20.03	10.90
Remuneration paid to *		
Mr. Ramasubramanian Sankaran #	76.43	76.14
Mr. Praveen Agarwal	36.91	30.56
Ms. Sarita Leelaramani	15.42	12.20
Directors Sitting Fees and commission		
Mr. Vish Tadimety	1.80	2.60
Mr. Steven Jeske	1.60	2.20
Mr. Sudhir Joshi	3.00	3.60
Mr. M.P. Bharucha	1.00	0.60
Mr. N.L.Sarda	2.20	2.20
Mr. Shreepad karmalkar	0.60	0.40
Ms. Angela Cook Wilcox	0.20	0.80
Ms. Amoga Tadimety	1.80	1.80
Mr. Joseph Michael Vanek	0.80	2.00
Commission to Directors	12.00	16.68
Investment		
Spatialitics LLC.	374.53	146.67

C) Outstanding Balances

(₹in Lakhs)

Particulars	As at March 31, 2022	As at March 31, 2021
Trade Receivables		
CyberTech Systems and Software Inc.-USA	2,470.24	2,301.68
Spatialitics LLC-USA	51.81	36.84
Trade Payables*		
Mr. Ramasubramanian Sankaran	6.22	5.20
Mr. Praveen Agarwal	1.57	1.42
Ms. Sarita Leelaramani	0.52	0.45
Director's commission payable	12.00	12.00
Investments		
CyberTech Systems and Software Inc.-USA	1,534.04	1,534.04
Spatialitics LLC-USA	801.50	426.97
Guarantee by Director (to the extent of working capital facilities outstanding with bank)		
Mr. Ramasubramanian Sankaran	107.51	180.76

Notes to Standalone financial statements for the year ended March 31, 2022

* The remuneration of directors and key executives is determined by the remuneration committee having regard to the performance of individuals and market trends.

Remuneration excludes taxable perquisites of ₹255.20 lakhs pertaining to ESOP issued during the year (Previous year Nil).

The above figures do not include provisions for compensated expenses, gratuity and premium paid for group health insurance as separate actuarial valuation/ premium paid are not available.

Notes:

- (i) All related party transactions entered during the year were in ordinary course of the business and are on arm's length basis.
- (ii) No amounts in respect of related parties have been written off / written back during the year, nor has any provision been made for doubtful debts / receivables during the year.
- (iii) Related party relationships have been identified by the management and relied upon by the Auditors.

34 Segment Reporting

The Company is engaged in the business of Information Technology Services and its operations are regularly reviewed by Chief Operating Decision Maker for assessment of Company's performance and resource allocation. Accordingly, the Company has only one business segment in accordance with the IND AS – 108 "Operating Segments".

35 DISCLOSURE PURSUANT TO IND AS - 19 "EMPLOYEE BENEFITS"

Defined Benefit Plan - Gratuity

In accordance with the applicable laws, the Company provides for gratuity, a defined benefit retirement plan ("The Gratuity Plan") covering eligible employees. The Gratuity Plan provides for a lump sum payment to vested employees on retirement (subject to completion of five years of continuous employment), death, incapacitation or termination of employment that are based on last drawn salary and tenure of employment. Liabilities with regard to the Gratuity Plan are determined by actuarial valuation on the reporting date and the Company makes contribution to the gratuity fund administered by HDFC under Gratuity Scheme.

The disclosure in respect of the defined Gratuity Plan are given below:

A. Balance Sheet

(₹in Lakhs)

Particulars	As at March 31, 2022	As at March 31, 2021
Present value of plan liabilities	(329.95)	(274.67)
Fair value of plan assets	262.26	169.11
Asset/(Liability) recognised	(67.69)	(105.56)

B. Movements in plan assets and plan liabilities

(₹in Lakhs)

Particulars	Present value of obligations	Fair Value of Plan assets
As at April 1, 2021	274.67	169.11
Current service cost	27.11	-
Interest Cost/(Income)	18.95	11.67
Return on plan assets excluding amounts included in net finance income/cost	-	(0.41)
Actuarial (gain)/loss arising from changes in financial assumptions	12.27	-



Notes to Standalone financial statements for the year ended March 31, 2022

Actuarial (gain)/loss arising from experience adjustments	35.06	-
Employer contributions	-	120.00
Benefit payments	(38.11)	(38.11)
As at March 31, 2022	329.95	262.26

(₹in Lakhs)

Particulars	Present value of obligations	Fair Value of Plan assets
As at April 1, 2020	206.20	74.90
Current service cost	22.31	-
Interest Cost/(Income)	14.15	5.14
Return on plan assets excluding amounts included in net finance income/cost	-	(0.78)
Actuarial (gain)/loss arising from changes in financial assumptions	29.13	-
Actuarial (gain)/loss arising from experience adjustments	14.03	-
Employer contributions	-	101.00
Benefit payments	(11.15)	(11.15)
As at March 31, 2021	274.67	169.11

C. Statement of Profit and Loss

(₹in Lakhs)

Particulars	As at March 31, 2022	As at March 31, 2021
Employee Benefit Expenses:		
Current service cost	27.11	22.31
Interest cost/(income)	7.28	9.01
Total amount recognised in Statement of profit & loss	34.39	31.32
Remeasurement of the net defined benefit liability:		
Actuarial gains/(losses) arising from changes in demographic assumptions	-	-
Actuarial gains/(losses) arising from changes in financial assumptions	-	-
Actuarial gains/(losses) due to experience	47.34	43.16
Return on plan assets (excluding interest income)	0.41	0.78
Total amount recognised in Other Comprehensive Income	47.75	43.94

D. Assumptions

With the objective of presenting the plan assets and plan liabilities of the defined benefits plans at their fair value on the balance sheet, assumptions under Ind AS 19 are set by reference to market conditions at the valuation date.

The significant actuarial assumptions were as follows:

Notes to Standalone financial statements for the year ended March 31, 2022

Particulars	As at March 31, 2022	As at March 31, 2021
Financial Assumptions		
Discount rate	7.27%	6.90%
Salary Escalation Rate	4.00%	3.25%

E. Sensitivity

The sensitivity of the overall plan liabilities to changes in the weighted key assumptions are:

Particulars	Impact on defined benefit obligation		
	Change in assumption	Increase in assumption (₹in lakhs)	Decrease in assumption (₹in lakhs)
Discount Rate	1.00%	(37.84)	45.51
Salary Escalation Rate	1.00%	40.80	(35.50)
Attrition Rate	1.00%	16.57	(18.98)

The sensitivity analyses above have been determined based on reasonably possible changes of the respective assumptions occurring at the end of the reporting period and may not be representative of the actual change. It is based on a change in the key assumption while holding all other assumptions constant. When calculating the sensitivity to the assumption, the same method used to calculate the liability recognised in the balance sheet has been applied. The methods and types of assumptions used in preparing the sensitivity analysis did not change compared with the previous period.

F. The defined benefit obligations shall mature after year end 31st March, 2022 as follows:

(₹in Lakhs)

Year ending March 31,	Defined benefit obligation
2023	14.27
2024	6.75
2025	7.10
2026	38.13
2027	7.22
Thereafter	943.67

ii) Compensated Absences: The Company permits encashment of compensated absence accumulated by their employees on retirement, separation and during the course of service. The liability in respect of the Company, for outstanding balance of leave at the balance sheet date is determined and provided on the basis of actuarial valuation as on March 31, 2022 performed by an independent actuary. The Company doesn't maintain any plan assets to fund its obligation towards compensated absences.

The disclosure in respect of the defined Compensated Absences are given below:

(₹in Lakhs)

Particulars	As at March 31, 2022	As at March 31, 2021
Expenses recognised in Statement of Profit and Loss	102.07	79.10
Particulars	As at March 31, 2022	As at March 31, 2021
Compensated absence liability recognized	172.57	147.26

36 Leases**Company as a Lessor**

The Company has leased its vacant premises under cancellable/non cancellable lease agreements. During the year ₹326.98 Lakhs (Previous Year ₹373.43 Lakhs) has been recognized as rent income in the Statement of Profit and Loss under head "Other Income".

Notes to Standalone financial statements for the year ended March 31, 2022

(₹in Lakhs)

Particulars	As at March 31, 2022	As at March 31, 2021
Rent due within one year	-	17.26
Rent due in a period between one year and five years	-	-
Rent due after five years	-	-

(₹in Lakhs)

Particulars	For the year ended March 31, 2022	For the year ended March 31, 2021
Rental Income	326.98	373.43
Direct Operating Expenses	20.59	22.63
Depreciation	19.97	19.97
Net Income	286.42	330.83

Company as a Lessee

The Company does not have any material long term lease which have applicability of Ind-AS 116.

37 Corporate Social Responsibility Expenditure

(₹in Lakhs)

Particulars	For the year ended March 31, 2022	For the year ended March 31, 2021
a) Amount required to be spent as per Section 135 of Companies Act, 2013	19.23	14.51
b) Actual spent during the year		
Construction/acquisition of any asset	-	-
On purposes other than above	19.25	14.55
c) Excess /(Short) amount spent as per Section 135 of Companies Act, 2013		
Carried forward opening balance excess/(short)	-	-
Amount required to be spent during the year	19.23	14.55
Actual amount spent/incurred during the year	19.25	-
Carried forward Closing balance excess/(short)	(0.02)	-

d) Nature of CSR activities

- 1) Promoting education : Special Scholarship for Education of Girl students
- 2) Promoting education : Special Welfare Corpus Fund
- 3) Eradicating hunger and poverty : Distribution of Ration Kits for Elderly persons
- 4) Setting up home and hostels for women : Construction of girls hostel

e) Details of related party transactions in relation to CSR expenditure as per relevant Accounting Standard : NIL (Previous year-NIL)

38 Financial Risk Management

Financial risk management objectives and policies:

The Company's business activities exposed it to a variety of financial risks, namely liquidity risk, market risks and credit risk. The Company's Management has the overall responsibility for establishing and governing the Company's risk management framework.

Notes to Standalone financial statements for the year ended March 31, 2022

Market risk is the risk of loss of future earnings, fair values or future cash flows that may result from a change in the price of a financial instrument. The value of a financial instrument may change as a result of changes in the interest rates, foreign currency exchange rates, equity prices and other market changes that affect market risk sensitive instruments. Market risk is attributable to all market risk sensitive financial instruments including investments and deposits, foreign currency receivables, payables and loans and borrowings.

Risk	Exposure arising from	Measurement	Management
Market Risk - Interest rate	Short-term borrowings at variable rates	Sensitivity analysis	Not significantly exposed to the interest rate risk
Market Risk - Foreign exchange	Financial assets and liabilities	Cash flow forecasting Sensitivity analysis	Hedging, Forex planning
Credit risk	Cash and cash equivalents, trade receivables, Investments, loans and other financial assets measured at fair /amortised cost.	Ageing analysis/ Credit ratings	Diversification in various class of assets, credit limits
Liquidity risk	Borrowings and other liabilities	Rolling cash flow forecasts	Availability of committed credit lines and borrowing facilities; working capital management

(A) Market Risk- Interest rate risk

Interest rate risk is the risk that the fair value of future cash flows of the financial instruments will fluctuate because of changes in market interest rates. The Company is having short term borrowings from banks.

(i) Exposure to interest rate risk - Financial liabilities

(₹in Lakhs)

Particulars	As at March 31, 2022	As at March 31, 2021
Borrowings bearing variable rate of interest - Cash credits - short term in nature	107.51	180.76

Since, the Company is not significantly exposed to the interest rate risk as working capital facility are, as per contractual terms, primarily of short term in nature.

(B) Market Risk- Foreign currency risk.

Currency risk is the risk that the fair value or future cash flows of a financial instrument will fluctuate because of changes in foreign exchange rates. The Company has foreign currency trade receivables and is therefore exposed to foreign exchange risk. The exchange rates have been volatile in the recent years and may continue to be volatile in the future. Hence the operating results and financials of the Company may be impacted due to volatility of the rupee against foreign currencies.

Derivative Contracts and unhedged foreign currency exposure

Derivative contracts outstanding as at March 31, 2022

Particulars	As at March 31, 2022		As at March 31, 2021	
	In Foreign Currency-USD	Amount (₹in Lakhs)	In Foreign Currency-USD	Amount (₹in Lakhs)
Total foreign currency exposures - Receivables	2,300,000	1,766.09	2,100,000	1,575.76

Notes to Standalone financial statements for the year ended March 31, 2022

Unhedged foreign currency exposure as at March 31, 2022

Particulars	As at March 31, 2022		As at March 31, 2021	
	In Foreign Currency-USD	Amount (₹in Lakhs)	In Foreign Currency-USD	Amount (₹in Lakhs)
Trade receivables	1,027,785	778.93	1,098,860	803.32
Cash and bank balances	52,206	39.57	225,125	164.58
	1,079,991	818.50	1,323,985	967.90

A change of 1% in Foreign currency would have following Impact on profit before tax

(₹in Lakhs)

Particulars	For the year ended March 31, 2022		For the year ended March 31, 2021	
	1% Increase	1% decrease	1% Increase	1% decrease
Increase / (decrease) in profit	8.19	(8.19)	9.68	(9.68)

(C) Credit risk

Credit risk arises from the possibility that the counter party may not be able to settle their obligations as agreed. The Company is exposed to credit risk from its operating activities (trade receivables) and from its financing activities including investments in mutual funds, deposits with banks and financial institutions and debentures and bonds, foreign exchange transactions and financial instruments.

To manage the credit risk from trade receivables, the Company periodically assess financial reliability of customers, taking into account the financial condition, current economic trends, and analysis of historical bad debts and ageing of accounts receivable. Individual risk limits are set accordingly. The Company considers the probability of default upon initial recognition of asset and whether there has been a significant increase in credit risk on an ongoing basis through each reporting period.

Credit risk from investments is managed by the Company's treasury in accordance with the board approved policy and limits.

To assess whether there is a significant increase in credit risk the Company compares the risk of default occurring on asset as at the reporting date with the risk of default as at the date of initial recognition. It considers reasonable and supportive forwarding-looking information such as:

- i) Actual or expected significant adverse changes in business,
- ii) Actual or expected significant changes in the operating results of the counterparty,
- iii) Financial or economic conditions that are expected to cause a significant change to the counterparty's ability to meet its obligations,
- iv) Significant increase in credit risk on other financial instruments of the same counterparty,
- v) Significant changes in the value of the collateral supporting the obligation or in the quality of the third-party guarantees.

Ageing of Account receivables (Gross)

(₹in Lakhs)

Particulars	As at March 31, 2022	As at March 31, 2021
0-3 months	1,940.40	1,705.09
3-6 months	632.16	760.85
6 months to 12 months	0.57	2.70
beyond 12 months	785.48	1,015.11
Total	3,358.61	3,483.75

Movement in expected credit loss

(₹in Lakhs)

Particulars	As at March 31, 2022	As at March 31, 2021
Opening provision	620.09	295.19
Add:- Additional provision made	79.05	324.90

Notes to Standalone financial statements for the year ended March 31, 2022

Less:- Provision write off/ reversed	-	-
Less:- Provision utilised against bad debts	(173.07)	-
Closing provisions *	526.07	620.09

The Company's exposure to credit risk is influenced mainly by the individual characteristic of each customer and the concentration of risk from the top few customers. Exposure to customers is diversified and there is 1 customer (Previous Year 2) contributing more than 10% of outstanding trade receivables and unbilled revenues amounting to ₹2470.24 Lakhs and Rs. 632.06 lakhs respectively (Previous Year ₹2,547.20 lakhs and ₹114.42 lakhs respectively).

*Includes ₹174.77 Lakhs (Previous Year 174.77 Lakhs) for which the Company has filed cases for recovery with the Courts/Arbitrators.

(D) Liquidity Risk

Liquidity risk is defined as the risk that the Company will not be able to settle or meet its obligations on time, or at a reasonable price. The Company's treasury department is responsible for liquidity, funding as well as settlement management. In addition, processes and policies related such risk are overseen by senior management. Management monitors the Company's net liquidity position through rolling forecasts on the basis of expected cash flows. The Company's objective is to maintain at all times, optimum levels of liquidity to meet its obligations.

Financing arrangements

The company had access to following undrawn Borrowing facilities at end of reporting period:

(₹in Lakhs)

Particulars	As at March 31, 2022	As at March 31, 2021
Variable Borrowing -Expires within 1 year	392.49	319.24

Maturity patterns of borrowings

(₹in Lakhs)

Particulars	As at March 31, 2022	As at March 31, 2021
0-1 years	107.51	180.76
more than 1 year	-	-
Total	107.51	180.76

Maturity patterns of other financial liabilities**a) Trade Payables**

(₹in Lakhs)

Particulars	As at March 31, 2022	As at March 31, 2021
0-1 year	539.98	566.98
more than 1 year	-	-
Total	539.98	566.98

b) Other financial liabilities

(₹in Lakhs)

Particulars	As at March 31, 2022	As at March 31, 2021
0-1 year	28.34	33.08
more than 1 year	128.93	124.16
Total	157.27	157.24

39 Financial instruments

The fair values of the financial assets and liabilities are included at the amount at which the instrument could be exchanged in a current transaction between willing parties, other than in a forced or liquidation sale.

The following methods and assumptions are used to estimate the fair values:

1. Fair value of cash and short-term deposits, trade and other short term receivables, trade payables, other current liabilities, short term loans from banks and other financial institutions approximate their carrying amounts largely due to short term maturities of these instruments.



Notes to Standalone financial statements for the year ended March 31, 2022

2. Financial instruments with fixed and variable interest rates are evaluated by the Company based on parameters such as interest rates and individual credit worthiness of the counterparty. Based on this evaluation, allowances are taken to account for expected losses of these receivables. Accordingly, fair value of such instruments is not materially different from their carrying amounts.

The Company uses the following hierarchy for determining and disclosing the fair value of financial instruments by valuation technique:

Level 1: quoted (unadjusted) prices in active markets for identical assets or liabilities.

Level 2: other techniques for which all inputs which have a significant effect on the recorded fair value are observable, either directly or indirectly.

Level 3: techniques which use inputs that have a significant effect on the recorded fair value that are not based on observable market data.

The carrying amounts and fair values of financial instruments by category are as follows:

a. Financial assets

Particulars	Instruments carried at fair value			Instruments carried at amortized cost				Total carrying amount (A+B)
	FVOCI (Equity instruments)	FVOCI (Other instruments)	FVTPL	At Cost	Total fair value (A)	Carrying amount (B)	Fair Value	
As at March 31, 2022								
Investment in subsidiaries	-	-	-	2,335.54	2,335.54	-	-	2,335.54
Other investments	-	-	2,019.30	-	2,019.30	-	-	2,019.30
Trade receivables	-	-	-	-	-	2,832.54	2,832.54	2,832.54
Cash and Bank balances	-	-	-	-	-	922.00	922.00	922.00
Loans	-	-	-	-	-	1.44	1.44	1.44
Other financial assets	-	-	0.04	-	0.04	980.35	980.35	980.39
Total	-	-	2,019.34	2,335.54	4,354.88	4,736.33	4,736.33	9,091.21
As at March 31, 2021								
Investment in subsidiaries	-	-	-	1,961.01	1,961.01	-	-	1,961.01
Other investments	-	-	1,455.14	-	1,455.14	-	-	1,455.14
Trade receivables	-	-	-	-	-	2,863.66	2,863.66	2,863.66
Cash and Bank balances	-	-	-	-	-	1,165.50	1,165.50	1,165.50
Loans	-	-	-	-	-	3.33	3.33	3.33
Other financial assets	-	-	15.55	-	15.55	316.79	316.79	332.34
Total	-	-	1,470.69	1,961.01	3,431.70	4,349.28	4,349.28	7,780.98

b. Financial liabilities

Particulars	Instruments carried at fair value		Instruments carried at amortized cost		Total carrying amount (A+B)
	FVTPL	Total carrying amount and fair value (A)	Carrying amount (B)	Fair value	
As at March 31, 2022					
Borrowings	-	-	107.51	107.51	107.51
Trade payables	-	-	539.98	539.98	539.98
Other financial liabilities	-	-	157.27	-	157.27
Total	-	-	804.76	647.49	804.76
As at March 31, 2021					
Borrowings	-	-	180.76	180.76	180.76
Trade payables	-	-	566.98	566.98	566.98
Other financial liabilities	-	-	157.24	-	157.24
Total	-	-	904.98	747.74	904.98

Notes to Standalone financial statements for the year ended March 31, 2022

The Management assessed that fair value of cash and cash equivalents, trade receivables, investments in term deposits, loans, other financial assets (except derivative financial instruments), trade payables, and other financial liabilities (except derivative financial instruments) is considered to be equal to the carrying amount of these items due to their short-term nature.

c. Fair value estimation

For financial instruments measured at fair value in the Balance Sheet, a three level fair value hierarchy is used that reflects the significance of inputs used in the measurements. The hierarchy gives the highest priority to unadjusted quoted prices in active markets for identical assets or liabilities (Level 1 measurements) and lowest priority to unobservable inputs (Level 3 measurements).

The categories used are as follows:

- Level 1: quoted prices for identical instruments
- Level 2: directly or indirectly observable market inputs, other than Level 1 inputs; and
- Level 3: inputs which are not based on observable market data.

For assets and liabilities which are carried at fair value, the classification of fair value calculations by category is summarised below:

	(₹in Lakhs)			
	Level 1	Level 2	Level 3	Total
As at March 31, 2022				
Assets at fair value				
Investments in Mutual Funds	2,019.30	-	-	2,019.30
Derivative Financial Assets (forex contracts)	0.04	-	-	0.04
As at March 31, 2021				
Investments in Mutual Funds	1,455.14	-	-	1,455.14
Derivative Financial Assets (forex contracts)	15.55	-	-	15.55

Note - Mutual funds are valued using the Closing Net Asset Value

	(₹in Lakhs)			
	Level 1	Level 2	Level 3	Total
As at March 31, 2022				
Liabilities at fair value				
Derivative Financial Liabilities (forex contracts)	-	-	-	-
As at March 31, 2021				
Derivative Financial Liabilities (forex contracts)	-	-	-	-

40 Income Taxes

a) Tax expense recognised in the Statement of Profit and Loss:

	(₹in Lakhs)	
	For the year ended March 31, 2022	For the year ended March 31, 2021
Current tax		
Current year	294.20	272.48
Adjustments for prior periods	0.50	(815.96)
Total current tax	294.70	(543.48)
Deferred tax		
Origination and reversal of temporary difference	24.15	(30.05)
Total deferred income tax expense/(credit)	24.15	(30.05)
Total income tax expense/(credit)	318.85	(573.53)

Notes to Standalone financial statements for the year ended March 31, 2022

b) A reconciliation between the statutory income tax rate applicable to the Company and the effective income tax rate of the Company is as follows :

	(₹in Lakhs)	
	For the year ended March 31, 2022	For the year ended March 31, 2021
Reconciliation of effective tax rate		
Profit including other comprehensive income before taxation	1,240.04	962.68
Enacted income tax rate in India	25.17%	25.17%
Tax at India Income Tax Rate	312.09	242.29
Differences due to:		
Tax expenses pertaining to earlier years	0.50	(815.96)
Others	6.26	0.14
Effective tax amount	318.85	(573.53)

Movement during the year ended March 31, 2022 and March 31, 2021

Particulars	(₹in lakhs)				
	As at April 01, 2020	Credit/(charge) in statement of Profit and Loss	As at March 31, 2021	Credit/(charge) in statement of Profit and Loss	As at March 31, 2022
Deferred tax (assets)/liabilities					
Expenses allowable on payment basis and others	(159.08)	(86.54)	(245.62)	21.93	(223.69)
On Property, plant & equipment	270.23	39.36	309.59	(13.93)	295.66
Fair value gains on financial instruments	21.89	17.13	39.02	16.15	55.17
Total	133.04	(30.05)	102.97	24.15	127.12

41 Capital risk management

(a) Risk management

The Company's objectives when managing capital are to

- ◀ safeguard their ability to continue as a going concern, so that they can continue to provide returns for shareholders and benefits for other stake holders, and
- ◀ maintain an optimal capital structure to reduce the cost of capital

The Company will take appropriate steps in order to maintain, or if necessary adjust, its capital structure. In order to maintain or adjust the capital structure, the Company may adjust the amount of dividends paid to shareholders, return capital to shareholders, issue new shares.

The Company monitors capital using a gearing ratio being a ratio of net debt as a percentage of total capital.

(₹in Lakhs)

Particulars	As at March 31, 2022	As at March 31, 2021
Total equity attributable to equity shareholders of the Company	11,811.63	10,924.16
Net debt (Total borrowings less cash and bank balances)	-	-
Total capital (borrowings and equity)	11,811.63	10,924.16
Gearing ratio	0.00%	0.00%

Notes to Standalone financial statements for the year ended March 31, 2022

(b) Dividends

(₹in Lakhs)

Dividend paid during the year	2021-22	2020-21
(i) Equity Shares		
Final dividend for the year ended March 31, 2021 of ₹1.00 Per share (March 31, 2020 - ₹1.00)	277.95	275.44
(ii) Dividends not recognised at the end of reporting period		
Since year end, the directors have recommended the payment of a final dividend of ₹1.50 per equity share (March 31, 2021 - ₹1.00)	422.61	276.36
The Proposed dividend is subject to the approval of shareholders in the ensuing annual general meeting.		

42 Employee Share Based payments

(a) Employee option plan

The Company's Employees' Stock Option Scheme - 2007, provides for issue of equity option in each financial year up to 5% (Previous Year 5%) of the outstanding fully paid-up equity capital of the Company as on March 31, 2007 on to eligible employees, and the carry forward of un-allotted options in each of the financial years to the subsequent financial years for grant, in aggregate not exceeding 9,264,970 shares (Previous Year 9,264,970 shares). The Shareholders at their meeting held on September 30, 2014 passed a new ESOP plan 2014. Under new ESOP plan, the shareholders has permitted to grant 1,323,567 equity shares to the employees of the Company and to the employees of wholly owned subsidiary viz. CyberTech Systems and Software Inc., USA. The scheme covers directors and the employees of the subsidiaries, apart from the employees and directors of the Company except directors/ employees belonging to promoter group. The options vest in a phased manner over four years with 25% of the grants vesting at the end of each year from the date of grant and the same can be exercised within seven years from the date of the grant at the market price as on the date of the grant. One option is equal to one equity share.

Movement during the period:

The number and weighted average exercise prices (WAEP) of the options granted and movement during the period is as follows:

	March 31, 2022		March 31, 2021	
	Number of options	WAEP ₹	Number of options	WAEP ₹
Opening balance	1,049,000	38.80	1,332,500	37.76
Add: Granted during the year	-	-	-	-
Less: Exercised during the year	575,200	40.39	83,500	27.80
Less: Forfeited/lapsed during the year	50,000	36.10	200,000	38.06
Closing balance	423,800	36.96	1,049,000	38.80

The following table summarises information about outstanding stock options:

As at March 31, 2022

Range of Exercise price	Number of shares arising out of Options	Weighted average remaining life (in years)	Weighted average exercise price (in ₹)
₹16 - ₹45	323,800	Less than 1 year	33.67
₹46 - ₹60	100,000	4	47.60

As at March 31, 2021

Range of Exercise price	Number of shares arising out of Options	Weighted average remaining life (in years)	Weighted average exercise price (in ₹)
₹16 - ₹45	899,000	2	36.84
₹46 - ₹60	150,000	5	50.58

Notes to Standalone financial statements for the year ended March 31, 2022

(b) Expense arising from share based payment transactions

Total expenses arising from share based payment transactions recognised in profit or loss as part of employee benefit expense were as follows:

	(₹ in Lakhs)	
₹	March 31, 2022	March 31, 2021
Employee stock option	11.87	12.30
Total employee share-based payment expense	11.87	12.30

- 43** The Company has considered the possible impact of Covid 19 that may impact the carrying amounts of receivables including unbilled receivables and intangible assets. In making assumptions and estimates relating to the uncertainties in relation to the recoverable amounts, the Company has inter alia considered subsequent events, internal and external information and evaluated economic conditions up to the date of approval of these financial statements. The impact of the global health pandemic may be different from that estimated as at the date of approval of these financial statements and the Company, however, does not anticipate any material financial or operational issues in the short term as well as on a long term basis.
- 44** The Company is yet to receive balance confirmations in respect of certain trade receivables and trade payables. The Management does not expect any material difference affecting the current year's financial statements due to the same.
- 45** The Company has invested ₹801.50 lakhs (Previous Year ₹426.97 lakhs) in its Wholly Owned Subsidiary viz. Spatialitics LLC., USA, which has accumulated losses of ₹1040.90 lakhs (Previous Year ₹773.09 lakhs) as at the year end. However, being a long term and strategic investment, there is a reasonable certainty that there will be no diminution in the value of these investments, and therefore, no provisioning has been considered necessary.
- 46** The Code on Social Security, 2020 ('Code') relating to employee benefits during employment and post-employment benefits has been published in the Gazette of India. However, the date on which the Code will come into effect has not been notified. The Company will assess the impact of the Code and recognise the same when the Code becomes effective.

47 FINANCIAL RATIOS

Sr. No	Particulars	Current year numerator	Current year denominator	2021-22	2020-21	% variance	Reason for Variance
1	Current Ratio (In Times)	Current Assets	Current Liabilities	5.24	4.57	14.64%	
2	Debt-Equity Ratio (In Times)	Total Debt	Shareholders' Equity	0.01	0.02	-44.99%	Debt repaid during the year
3	Debt Service Coverage Ratio (in Times)	Earnings available for debt service	Debt services	16.05	7.78	106.18%	Increase in profit before tax and debt repaid during the year
4	Return on Equity Ratio (in %)	Net Profits after taxes	Average Shareholders Equity	8.42%	15.27%	-44.87%	Decrease in Profit after tax due to reversal of earlier years tax liability in previous year
5	Trade Receivables turnover ratio (in times)	Revenue from operations	Average Trade receivables	2.78	2.33	19.52%	
6	Trade payables turnover ratio (in times)	Net Purchase	Average Trade payables	0.69	0.24	191.63%	Improvement in Trade Payable cycle
7	Net capital turnover ratio (in Times)	Revenue from operations	Average Working capital	1.69	1.85	-8.65%	
8	Net profit ratio (in %)	Profit after Tax	Total Income	11.21%	21.40%	-47.61%	Decrease in Profit after tax due to reversal of earlier years tax liability in previous year

Notes to Standalone financial statements for the year ended March 31, 2022

9	Return on Capital employed (in %)	Earnings before interest and tax	Average Capital Employed	0.11	0.10	14.05%	
10	Return on investment (in %)	Profit generated on investment	Average investment	3.84%	6.96%	-44.87%	High volatility in Debt market

48 Note on other Statutory information.

- i) The Company does not have any benami property, where any proceeding has been initiated or pending against the Company for holding any benami property.
- ii) The Company does not have any transactions with companies struck off.
- iii) The Company does not have any charges or satisfaction which is yet to be registered with ROC beyond the statutory period.
- iv) The Company has not traded or invested in Crypto currency or Virtual Currency during the financial year.
- v) The Company has not advanced or loaned or invested funds to any other person(s) or entity(ies), including foreign entities (Intermediaries) with the understanding that the Intermediary shalla) directly or indirectly lend or invest in other persons or entities identified in any manner whatsoever by or on behalf of the company (ultimate beneficiaries) or b) provide any guarantee, security or the like to or on behalf of the ultimate beneficiaries
- vi) The Company has not received any fund from any person(s) or entity(ies), including foreign entities (funding party) with the understanding (whether recorded in writing or otherwise) that the Company shall: a) directly or indirectly lend or invest in other persons or entities identified in any manner whatsoever by or on behalf of the funding party (ultimate beneficiaries) or b) provide any guarantee, security or the like on behalf of the ultimate beneficiaries.
- vii) The Company does not have any such transaction which is not recorded in the books of accounts that has been surrendered or disclosed as income during the year in the tax assessments under the Income Tax Act, 1961 (such as, search or survey or any other relevant provisions of the Income Tax Act, 1961.
- viii) The Company has complied with the number of layers prescribed under clause (87) of section 2 of the Act read with the Companies (Restriction on number of Layers) Rules, 2017.
- ix) The quarterly returns or statements of current assets filed by the Company with banks or financial institutions are in agreement with the books of accounts.
- x) The Company is not declared wilful defaulter by and bank or financial institution or lender during the year.

49 The previous year's figures have been regrouped/re-classified wherever required to conform to current year's classification.

50 The financial statements were approved for issue by the Board of Directors on May 04, 2022.

Signature to Notes 1-50

For and on behalf of the Board of Directors

Sd/-
Ramasubramanian Sankaran
Executive Director
DIN: 05350841

Sd/-
Sudhir Joshi
Director
DIN: 00349597

Sd/-
Praveen Agarwal
Chief Financial Officer

Sd/-
Sarita Leelaramani
Company Secretary
M. No. A35587

Place : Mumbai
Date : May 04, 2022



CyberTech
Systems and Software Limited

CONSOLIDATED

FINANCIAL STATEMENTS
F. Y. 2021-22

INDEPENDENT AUDITORS' REPORT

To The Members of
Cybertech Systems & Software Limited

Opinion

We have audited the consolidated financial statements of **Cybertech Systems & Software Limited** ("the Parent Company") and its subsidiaries (the Parent and its subsidiaries together referred to as "the Group") which comprises of consolidated Balance Sheet as at 31st March, 2022, the consolidated Statement of Profit & Loss (including other comprehensive income), the consolidated Statement of Changes in Equity and the consolidated Statement of Cash Flows for the year than ended, and notes to the financial statements, including a summary of significant accounting policies and other explanatory information.

In our opinion and to the best of our information and according to the explanations given to us and based on the consideration of reports of the other auditors on separate financial statements of the subsidiaries referred to in Other Matters section below, the aforesaid consolidated financial statements give the information required by the Companies Act, 2013 (the Act) in the manner so required and give a true and fair view in conformity with the accounting principles generally accepted in India, of the consolidated state of affairs of the Group as at 31st March, 2022, their consolidated profits, other comprehensive income, consolidated changes in equity and its consolidated cash flows for the year ended on that date.

Basis for Opinion

We conducted our audit in accordance with the Standards on Auditing (SAs) specified under Section 143(10) of the Act. Our responsibilities under those Standards are further described in the *Auditor's Responsibilities for the Audit of the Consolidated Financial Statements* section of our report. We are independent of the Company in accordance with the Code of Ethics issued by the Institute of Chartered Accountants of India (ICAI) together with the ethical requirements that are relevant to our audit of the consolidated financial statements under the provisions of the Act and the Rules made thereunder, and we have fulfilled our other ethical responsibilities in accordance with these requirements and the Code of Ethics.

We believe that the audit evidence obtained by us is sufficient and appropriate to provide a basis for our audit opinion on the consolidated financial statements.

Key Audit Matters

Key audit matters are those matters that, in our professional judgment, were of most significance in our audit of the consolidated financial statements of the current period. These matters were addressed in the context of our audit of the consolidated financial statements as a whole, and in forming our opinion thereon, and we do not provide a separate opinion on these matters. We have determined the matters described below to be the key audit matters to be communicated in our report.

Sr. No.	Key Audit Matters	Auditor's response
1	<p>Long overdue trade receivables of ₹259.41 lakhs and provisioning thereof: -</p> <p>Trade receivables comprise a significant portion of the Group's liquid assets. The Group has long overdue trade receivables of ₹ 259.41 Lakhs (net of provision of ₹526.07 Lakhs).</p> <p>The most significant portion of over trade receivables comprises large customers being city municipal corporations. The Group has also charged to profit and loss account bad debts of ₹173.07 lakhs.</p> <p>Accordingly, the estimation of the allowance for trade receivables is a significant judgement area and is therefore considered a key audit matter.</p>	<p>Audit procedure performed :-</p> <ul style="list-style-type: none"> - We have evaluated and tested the Group's processes for trade receivables, including the provisioning and collection processes. - We assessed the validity of material long outstanding receivables by requesting third-party confirmations of amounts owed. We also considered payments received subsequent to year-end, past payment history and unusual patterns to identify potentially impaired balances. - Where there were indicators that trade receivables were unlikely to be collected within contracted payment terms, we assessed the adequacy of the allowances for impairment of trade receivables. - We considered whether the provisions were adequate and concluded that they were appropriate in all material respects, and disclosures related to trade receivable in the consolidated financial statements are appropriate.

Information Other than the Consolidated Financial Statements and auditor's report thereon

The Parent Company's Board of Directors is responsible for the preparation of other information. The Other information comprises the information included in the Board's Report including Annexures to the Board report but does not include the consolidated financial statement and our auditor's report thereon.

Our opinion on the consolidated financial statements does not cover the other information and we do not express any form of assurance conclusion thereon.

In connection with our audit of the consolidated financial statements, our responsibility is to read the other information, compare with the financial statements of the subsidiaries audited by the other auditors and, in doing so, place reliance on the other auditors, and consider whether the other

information is materially inconsistent with the consolidated financial statements or our knowledge obtained during the course of our audit or otherwise appears to be materially misstated. Other information so far as it relates to the subsidiaries, is traced from their financial statements audited by the other auditors.

If, based on the work we have performed, we conclude that there is a material misstatement of this other information, we are required to report that fact. We have nothing to report in this regard.

Management responsibilities for the Consolidated Financial Statements

The Parent Company's Board of Directors is responsible for the matters stated in Section 134(5) of the Act with respect to the preparation of these consolidated financial statements that give a true and fair view of the consolidated financial position, consolidated financial performance (including other comprehensive income), consolidated changes in equity and consolidated cash flows of the Group in accordance with the accounting principles generally accepted in India, including the accounting Standards specified under Section 133 of the Act

The respective Board of Directors of the Companies included in the Group are responsible for maintenance of adequate accounting records in accordance with the provisions of the Act for safeguarding of the assets of the Group and for preventing and detecting frauds and other irregularities; selection and application of appropriate accounting policies; making judgments and estimates that are reasonable and prudent; and design, implementation and maintenance of adequate internal financial controls, that were operating effectively for ensuring the accuracy and completeness of the accounting records, relevant to the preparation and presentation of the financial statements that give a true and fair view and are free from material misstatement, whether due to fraud or error, which have been used for the purpose of preparation of the consolidated financial statements by the Directors of the Parent Company, as aforesaid.

In preparing the consolidated financial statements, the respective Board of Directors of the Companies included in the Group are responsible for assessing the ability of the Group to continue as a going concern, disclosing, as applicable, matters related to going concern and using the going concern basis of accounting unless management either intends to liquidate the respective companies or to cease operations, or has no realistic alternative but to do so.

The respective Board of Directors of the companies included in the group are responsible for overseeing the financial reporting process of the group.

Auditor's Responsibilities for the Audit of the Consolidated Financial Statements

Our objectives are to obtain reasonable assurance about whether the consolidated financial statements as a whole are free from material misstatement, whether due to fraud or error, and to issue an auditor's report that includes our opinion. Reasonable assurance is a high level of assurance but is not a guarantee that an audit conducted in accordance with SAs will always detect a material misstatement when it exists.

Misstatements can arise from fraud or error and are considered material if, individually or in the aggregate, they could reasonably be expected to influence the economic decisions of users taken on the basis of these consolidated financial statements:

- Identify and assess the risks of material misstatement of the consolidated financial statements, whether due to fraud or error, design and perform audit procedures responsive to those risks, and obtain audit evidence that is sufficient and appropriate to provide a basis for our opinion. The risk of not detecting a material misstatement resulting from fraud is higher than for one resulting from error, as fraud may involve collusion, forgery, intentional omissions, misrepresentations, or the override of internal control.
- Obtain an understanding of internal control relevant to the audit in order to design audit procedures that are appropriate in the circumstances. Under Section 143(3)(i) of the Act, we are also responsible for expressing our opinion on whether the Group has adequate internal financial control system in place and the operating effectiveness of such controls.
- Evaluate the appropriateness of accounting policies used and the reasonableness of accounting estimates and related disclosures made by the management.
- Conclude on the appropriateness of management's use of the going concern basis of accounting and, based on the audit evidence obtained, whether a material uncertainty exists related to events or conditions that may cast significant doubt on the respective entities ability to continue as a going concern. If we conclude that a material uncertainty exists, we are required to draw attention in our auditor's report to the related disclosures in the consolidated financial statements or, if such disclosures are inadequate, to modify our opinion. Our conclusions are based on the audit evidence obtained up to the date of our auditor's report. However, future events or conditions may cause the entity to cease to continue as a going concern.
- Evaluate the overall presentation, structure and content of the consolidated financial statements, including the disclosures, and whether the consolidated financial statements represent the underlying transactions and events in a manner that achieves fair presentation.
- Obtain sufficient appropriate audit evidence regarding the financial information of the entities or business activities within the Group to express an opinion on the consolidated financial statements. We are responsible for the direction, supervision and performance of the audit of the financial statements of such entities included in the consolidated financial statements of which we are independent auditors. For the other entities included in the consolidated financial statements, which have been audited by the other auditors, such other auditors remain responsible for the direction, supervision and performance of the audits carried out by them. We remain solely responsible for our audit opinion.

Materiality is the magnitude of misstatements in the consolidated financial statements that individually or in aggregate makes it probable that the economic decisions of a reasonably knowledgeable user of the financial statements may be influenced. We consider quantitative materiality and qualitative factors in (i) planning the scope of our audit work and in evaluating the results of our work and (ii) to evaluate the effect of an identified misstatement in the consolidated financial statements.

We communicate with those charged with governance of the Parent Company of which we are the independent auditors regarding, among other matters, the planned scope and timing of the audit and significant audit findings, including any significant deficiencies in internal control that we identify during our audit.

We also provide those charged with governance with a statement that we have complied with relevant ethical requirements regarding independence, and to communicate with them all relationships and other matters that may reasonably be thought to bear on our independence, and where applicable, related safeguards.

From the matters communicated with those charged with governance, we determine those matters that were of most significance in the audit of the consolidated financial statements of the current period and are therefore the key audit matters. We describe these matters in our auditor's report unless law or regulation precludes public disclosure about the matter or when, in extremely rare circumstances, we determine that a matter should not be communicated in our report because the adverse consequences of doing so would reasonably be expected to outweigh the public interest benefits of such communication.

Other Matters

We did not audit the financial statements of two subsidiary companies whose financial statements reflect total assets of ₹8,623.94 lakhs as at 31st March, 2022 and total revenue for the year ended 31st March, 2022 of ₹13,708.13 lakhs and net cash outflow ₹396.16 lakhs for the year ended on that date, as considered in the consolidated financial statements. These financial statements have been audited by other auditors whose reports have been furnished to us by the Management and our opinion on the consolidated financial statements, in so far as it relates to the amounts and disclosures included in respect of these subsidiaries, and our report in terms of sub-sections (3) and (11) of Section 143 of the Act, in so far as it relates to the aforesaid subsidiaries, is based solely on the reports of the other auditors.

Our opinion on the consolidated financial statements, and our report on Other Legal and Regulatory Requirements below, is not modified in respect of the above matters with respect to our reliance on the work done and the reports of the other auditors.

Report on Other Legal and Regulatory Requirements

1. As required by Section 143(3) of the Act, we report that:
 - (a) We have sought and obtained all the information and explanations which to the best of our knowledge and belief were necessary for the purposes of our audit of the aforesaid consolidated financial statements.
 - (b) In our opinion, proper books of account as required by law relating to preparation of the aforesaid consolidated financial statements have been kept so far as it appears from our examination of those books and records.
 - (c) The Consolidated Balance sheet, the Consolidated Statement of Profit & Loss, Consolidated Statement of Changes in Equity and the Consolidated Cash Flow Statement dealt with by this Report are in agreement with the books of account maintained for the purpose of preparation of the consolidated financial statements.
 - (d) In our opinion, the aforesaid consolidated financial statements comply with the Accounting Standards specified under Section 133 of the Act read with Companies (Indian Accounting Standards) Rules, 2015.
 - (e) On the basis of the written representations received from the directors of the Parent Company as on 31st March, 2022 taken on record by the Board of Directors of the Parent Company, none of the directors of the Parent Company are disqualified as on 31st March, 2022 from being appointed as a director in terms of Section 164 (2) of the Act.
 - (f) With respect to the adequacy of the internal financial controls over financial reporting of the Holding Company and the operating effectiveness of such controls, please refer Annexure B of the standalone audit report attached with the standalone financial statements included in this annual report.
 - (g) With respect to the other matters to be included in the Auditor's Report in accordance with the requirements of Section 197(16) of the Act, in our opinion and to the best of our information and according to the explanations given to us, the remuneration paid by the respective companies to its directors during the year is in accordance with the provisions of Section 197 of the Act.
 - (h) With respect to the other matters to be included in the Auditor's Report in accordance with Rule 11 of the Companies (Audit and Auditors) Rules, 2014, in our opinion and to the best of our information and according to the explanations given to us:
 - i. The Group has disclosed the impact of pending litigations on its financial performance in its consolidated financial statements. Refer Note No.-33 to the consolidated financial statements.



- ii. The Group did not have any long-term contracts including derivative contracts for which there were any material foreseeable losses.
- iii. There has been no delay in transferring amounts, required to be transferred, to the Investor Education and Protection Fund by the Parent Company.
- iv.
 - a) The Management has represented that, to the best of its knowledge and belief, no funds (which are material either individually or in the aggregate) have been advanced or loaned or invested (either from borrowed funds or share premium or any other sources or kind of funds) by the Group to or in any other person or entity, including foreign entity ("Intermediaries"), with the understanding, whether recorded in writing or otherwise, that the Intermediary shall, whether, directly or indirectly lend to or invest in other persons or entities identified in any manner whatsoever by or on behalf of the Group ("Ultimate Beneficiaries") or provide any guarantee, security or the like on behalf of the Ultimate Beneficiaries.
 - b) The Management has represented, that, to the best of its knowledge and belief, no funds (which are material either individually or in the aggregate) have been received by the Group from any person or entity, including foreign entity ("Funding Parties"), with the understanding, whether recorded in writing or otherwise, that the Group shall, whether, directly or indirectly, lend to or invest in other persons or entities identified in any manner whatsoever by or on behalf of the Funding Party ("Ultimate Beneficiaries") or provide any guarantee, security or the like on behalf of the Ultimate Beneficiaries.
 - c) Based on the audit procedures that have been considered reasonable and appropriate in the circumstances performed by us nothing has come to our notice that has caused us to believe that the representation under sub clause (i) and (ii) of Rule 11(e) of The Companies (Audit and Auditors) Rules, 2014, as provided under (a) and (b) above, contains any material misstatement.
- v.
 - a) The final dividend proposed by the Group for the financial year 2020-21, declared and paid during the year is in accordance with the Section 123 of the Act, as applicable.
 - b) The final dividend amount proposed by the board of directors of the Company for the financial year 2021-22, which is subject to the approval of members at the ensuing annual general meeting, is in accordance with the section 123 of the Act, as applicable
2. With respect to the matters specified in clause 3(xxi) and 4 of the Companies (Auditor's Report) Order, 2020 (the "Order"/"CARO") issued by the Central Government in terms of Section 143(11) of the Act, to be included in the Auditor's report, according to the information and explanations given to us, and based on the CARO report issued by us for the Parent Company, we report that there are no qualifications or adverse remarks in the aforesaid CARO report.

For BAGARIA & CO. LLP
Chartered Accountants
Firm Registration No: 113447W/W-100019

Sd/-
Vinay Somani
Partner
Membership No. 143503
UDIN: 22143503AIKQGZ7790

Place : Mumbai
Date : May 04, 2022

Consolidated Balance Sheet as at March 31, 2022

Particulars	Note	(₹in Lakhs)	
		As at March 31, 2022	As at March 31, 2021
I. ASSETS			
1 Non-current assets			
Property, plant and equipment	2	2,621.53	2,854.07
Right of Use (Assets)	3	130.41	162.28
Capital work-in-progress	4	-	7.26
Investment property	5	832.44	852.42
Intangible assets	6	741.10	1,061.75
Financial assets			
Investments	7	734.82	224.23
Other financial assets	8	121.02	130.41
Other non - current assets	9	1.68	6.69
Total non-current assets		5,183.00	5,299.12
2 Current assets			
Financial assets			
Investments	10	6,450.64	4,053.17
Trade receivables	11	2,693.17	2,497.93
Cash and cash equivalents	12	574.08	1,146.30
Other balances with Banks	13	662.00	729.44
Loans	14	1.44	3.33
Other financial assets	15	326.93	328.92
Current tax assets (Net)	16	74.20	137.65
Other current assets	17	265.70	135.43
Total current assets		11,048.16	9,032.17
Total assets		16,231.16	14,331.29

Consolidated Balance Sheet as at March 31, 2022

Particulars	Note	As at March 31, 2022	As at March 31, 2022
(₹ in Lakhs)			
II EQUITY AND LIABILITIES			
1 Equity			
Equity share capital	18	2,817.43	2,759.91
Other equity	19	11,012.97	8,720.49
Total equity		13,830.40	11,480.40
2 Liabilities			
A Non-current liabilities			
Financial liabilities			
Lease liabilities	22	84.74	118.99
Other financial liabilities	20a	128.94	124.16
Deferred tax liabilities (net)	41	187.15	193.30
Total non current liabilities		400.83	436.45
B Current liabilities			
Financial liabilities			
Borrowings	21	107.51	550.02
Trade payables	23		
-Total outstanding dues of micro enterprises and small enterprises		17.05	12.91
-Total outstanding dues of creditors other than micro enterprises and small enterprises		1,027.64	925.94
Lease liabilities	22	38.67	31.72
Other financial liabilities	20b	28.34	36.47
Other current liabilities	24	540.46	604.56
Provisions	25	240.26	252.82
Total current liabilities		1,999.93	2,414.44
Total equity and liabilities		16,231.16	14,331.29
Significant accounting policies	1B		
The accompanying notes are an integral part of the consolidated financial statements			

As per our report of even date

For BAGARIA & CO. LLP

Chartered Accountants

Firm Registration Number - 113447W/W-100019

Sd/-
Vinay Somani
 Partner
 M. No. 143503

Place: Mumbai
 Date : May 04, 2022

For and on behalf of the Board of Directors

Sd/-
Ramasubramanian Sankaran
 Executive Director
 DIN: 05350841

Sd/-
Praveen Agarwal
 Chief Financial Officer

Place : Thane
 Date : May 04, 2022

Sd/-
Sudhir Joshi
 Director
 DIN: 00349597

Sd/-
Sarita Leelaramani
 Company Secretary
 M. No. A35587

Consolidated Statement of Profit and Loss for the year ended March 31, 2022

		(₹ in Lakhs)	
Particulars	Note	For the year ended March 31, 2022	For the year ended March 31, 2021
I	Revenue from operations	26	13,884.90
II	Other income	27	991.53
III	Total income (I + II)		14,876.43
IV	Expenses		
	Cost of hardware/software package for service delivery and outsourced project cost		934.48
	Employee benefits expense	28	8,622.71
	Finance costs	29	18.74
	Depreciation and amortisation expense	30	775.29
	Other expenses	31	1,519.34
	Total expenses (IV)		11,870.56
V	Profit before tax (III - IV)		3,005.87
VI	Tax expense		
	Current tax	41	745.88
	Deferred tax credit	41	3.17
	Tax adjustments for earlier years	41	(14.26)
			734.79
VII	Profit for the year (V - VI)		2,271.08
VIII	Other comprehensive income		
	Items that will not be reclassified to profit or loss- Gain/(Loss)		
	Remeasurement of defined employee benefit plans		(47.75)
	Income tax relating to items that will not be reclassified to profit or loss		12.02
			(43.94)
	Items that will be reclassified to profit & loss		
	Exchange differences on translation of financial statements of foreign operations		148.38
	Income tax relating to items that will not be reclassified to profit & loss		-
	Other comprehensive income/(Loss) for the year (VIII)		112.65
IX	Total comprehensive income for the year VII - VIII)		2,383.73
X	Earnings per equity share of ₹10 each:		
	Basic	32	8.13
	Diluted	32	8.04
	Significant accounting policies	1B	8.58

The accompanying notes are an integral part of the consolidated financial statements.

As per our report of even date

For BAGARIA & CO. LLP

Chartered Accountants

Firm Registration Number - 113447W/W-100019

Sd/-

Vinay Somani

Partner

M. No. 143503

Place : Mumbai

Date : May 04, 2022

For and on behalf of the Board of Directors

Sd/-

Ramasubramanian Sankaran

Executive Director

DIN: 05350841

Sd/-

Praveen Agarwal

Chief Financial Officer

Place : Thane

Date : May 04, 2022

Sd/-

Sudhir Joshi

Director

DIN: 00349597

Sd/-

Sarita Leelaramani

Company Secretary

M. No. A35587

Consolidated Statement of Cash Flows for the Year Ended March 31, 2022

Particulars	For the year ended March 31, 2022	For the year ended March 31, 2022
		(₹ in Lakhs)
A. Cash flow from operating activities		
Profit before tax	3,005.87	2,270.05
Adjustments to reconcile net profit to net cash provided by operating activities :		
Depreciation and amortisation expense	775.79	666.98
Unrealised foreign exchange gain	(21.60)	(10.81)
Loss on assets disposed / discarded (net)	2.44	1.82
Forgiveness of PPP loan	(372.64)	-
Interest and dividend income	(92.15)	(59.14)
Finance costs	18.74	34.96
Provision for doubtful receivables, deposits & expected credit losses	90.41	324.89
Sundry credit balances written back (net)	(32.71)	(145.86)
Employee share based payments	11.87	12.30
Profit on sale of mutual funds	(2.54)	(17.22)
Gain on fair valuation of investments in mutual funds	(64.16)	(92.47)
	313.45	715.45
Operating profit before working capital changes	3,319.32	2,985.50
Adjustments for:		
(Increase)/Decrease in Trade receivables	(264.05)	13.28
Decrease in loans, other financial assets and other assets	58.49	232.50
Decrease in Trade, other financial liabilities and other liabilities	154.30	50.32
	(51.26)	296.10
Cash generated from operations	3,268.06	3,281.60
Direct taxes paid (net)	(667.05)	(963.72)
Net cash flow generated from operating activities (A)	2,601.01	2,317.88
B. Cash flow from investing activities		
Purchase of property, plant & equipment	(150.06)	(94.26)
Purchase of Intangible assets	(15.86)	(28.06)
Sale of property, plant & equipment	0.90	1.67
Purchase of investments	(2,843.17)	(1,870.06)
Sale of investments	2.54	349.18
Fixed deposits placed with banks	(3,248.46)	(5,482.27)
Fixed deposits matured	3,119.36	5,208.11
Interest received	96.97	27.45
Net cash flow used in investing activities (B)	(3,037.78)	(1,888.24)

Consolidated Statement of Cash Flows for the Year Ended March 31, 2022

	(₹in Lakhs)	
C. Cash flow from financing activities		
Repayments of short-term borrowings (net) (refer note 1 below)	(69.87)	273.14
Proceeds from equity issue under ESOP (including securities premium)	232.35	23.21
Finance costs	(18.74)	(34.96)
Dividend paid	(277.95)	(275.44)
Payment of Lease liabilities	(27.30)	(36.01)
Net cash flow used in financing activities (C)	(161.51)	(50.06)
Net Increase/ (Decrease) in cash & cash equivalents (A + B + C)	(598.28)	379.58
Cash & cash equivalents - Opening	1,146.30	791.15
Effect of exchange rate changes on Cash & Cash Equivalents	26.06	(24.43)
Cash & cash equivalents - Closing	574.08	1,146.30

Note 1			
Changes in liability arising from financing activities	As at March 31, 2021	Cash Flows/ (Repayment)	As at March 31, 2022
Borrowings - Current (Refer note no. 21)	177.38	(69.87)	107.51

Significant Accounting Policies**1B**

The accompanying notes are an integral part of the consolidated financial statements.

As per our report of even date**For BAGARIA & CO. LLP**

Chartered Accountants

Firm Registration Number - 113447W/W-100019

Sd/-

Vinay Somani

Partner

M. No. 143503

Place : Mumbai

Date : May 04, 2022

For and on behalf of the Board of Directors

Sd/-

Ramasubramanian Sankaran

Executive Director

DIN: 05350841

Sd/-

Praveen Agarwal

Chief Financial Officer

Place : Thane

Date : May 04, 2022

Sd/-

Sudhir Joshi

Director

DIN: 00349597

Sd/-

Sarita Leelaramani

Company Secretary

M. No. A35587

Consolidated Statement of Changes in Equity for the year ended March 31, 2022

(A) Equity Share Capital

	(₹in Lakhs)
Particulars	Amount
Balance as at April 1, 2020	2,751.56
Changes in share capital during the year	8.35
Changes in equity share capital due to prior period errors	-
Balance as at March 31, 2021	2,759.91
Changes in share capital during the year	57.52
Balance as at March 31, 2022	2,817.43

(B) Other Equity

	(₹in Lakhs)						
Particulars	Capital reserves	Securities premium	Equity settled employee benefits reserve	Retained earnings	Foreign currency translation reserve	Other items of other comprehensive income (actuarial gains/(losses))	Total
Balance as at April 1, 2020	167.50	1,715.54	194.63	4,371.39	269.23	(58.22)	6,660.07
Changes in accounting policies or prior period errors	-	-	-	-	-	-	-
Profit for the year	-	-	-	2,408.80	-	-	2,408.80
Other comprehensive income/(loss) for the year	-	-	-	-	-	(32.88)	(32.88)
On account of Grant of Stock Options	-	-	12.30	-	-	-	12.30
On exercise of Stock Options	-	14.86	-	-	-	-	14.86
Transfer on account of Stock Options not exercised/forfeited/also issued during the year	-	12.34	(38.82)	26.48	-	-	-
Foreign currency translation reinstatement	-	-	-	-	(67.22)	-	(67.22)
Dividend paid	-	-	-	(275.44)	-	-	(275.44)
Balance as at March 31, 2021	167.50	1,742.74	168.11	6,531.23	202.01	(91.10)	8,720.49
Changes in accounting policies or prior period errors	-	-	-	-	-	-	-
Profit for the year	-	-	-	2,271.07	-	-	2,271.07
Other comprehensive income/(loss) for the year	-	-	-	-	-	(35.73)	(35.73)
On account of Grant of Stock Options	-	-	11.87	-	-	-	11.87
On exercise of Stock Options	-	174.84	-	-	-	-	174.84
Transfer on account of Stock Options not exercised/forfeited/also issued during the year	-	110.19	(119.74)	9.55	-	-	-
Foreign currency translation reinstatement	-	-	-	-	148.38	-	148.38
Dividend paid	-	-	-	(277.95)	-	-	(277.95)
Balance as at March 31, 2022	167.50	2,027.77	60.24	8,533.90	350.39	(126.83)	11,012.97

Significant Accounting Policies (Refer Note 1B)

The accompanying notes are an integral part of the consolidated financial statements.

As per our report of even date

For BAGARIA & CO. LLP

Chartered Accountants
Firm Registration Number - 113447W/W-100019

Sd/-
Vinay Somani
Partner
M. No. 143503

Place : Mumbai
Date : May 04, 2022

For and on behalf of the Board of Directors

Sd/-
Ramasubramanian Sankaran
Executive Director
DIN: 05350841

Sd/-
Praveen Agarwal
Chief Financial Officer

Place : Thane
Date : May 04, 2022

Sd/-
Sudhir Joshi
Director
DIN: 00349597

Sd/-
Sarita Leelaramani
Company Secretary
M. No. A35587

Notes to Consolidated financial statements for the year ended March 31, 2022

'NOTE '1'

A. CORPORATE INFORMATION:

Cybertech Systems and Software Limited (the 'Parent Company'), having registered number L72100MH1995PLC084788 was incorporated on January 19, 1995. Along with its subsidiaries in USA, the Group provides Information Technology services to customers primarily in USA and India with focus on next-generation geospatial, networking and enterprise IT solutions. The Group offers services that span across all major industries including government, education, utilities, public safety & homeland defence, technology, telecom, retail, healthcare, and manufacturing. The Group is focused on delivering its development and support projects on an offshore basis.

The Parent Company is a public limited company incorporated and domiciled in India and has its registered office in Thane, India. The Parent Company has its primary listings on the BSE Limited and National Stock Exchange Limited in India.

B. SIGNIFICANT ACCOUNTING POLICIES:

(i) Basis of Preparation of Financial Statements:

These Consolidated financial statements have been prepared in accordance with the Indian Accounting Standards (hereinafter referred to as the 'Ind AS') as notified by Ministry of Corporate Affairs pursuant to Section 133 of the Companies Act, 2013 ('the Act') read with the Companies (Indian Accounting Standards) Rules, 2015 as amended from time to time and other related provisions of the Act.

The financial statements of the Group are prepared on the accrual basis of accounting and historical cost convention except for the following material items that have been measured at fair value as required by the relevant Ind AS:

- (i) Certain financial assets and liabilities are measured at Fair value - Refer note no.1(B)(viii)
- (ii) Defined benefit employee plan - Refer note no.1(B)(xiii)
- (iii) Derivative Financial instruments - Refer note no.1(B)(vii)

The accounting policies are applied consistently to all the periods presented in the financial statements. All assets and liabilities have been classified as current or non current as per the Group's normal operating cycle and other criteria set out in the Schedule III to the Act.

The financial statements are presented in INR, the functional currency of the Company. All amounts disclosed in the financial statements and notes have been rounded off to the nearest lakhs as per the requirement of Schedule III, unless otherwise stated.

Basis of Consolidation

The consolidated financial statements comprise the financial statements of the Group and its subsidiaries as at March 31, 2022.

Subsidiaries

Subsidiaries are entities over which the Group has control. Control is achieved when the Group is exposed, or has rights, to variable returns from its involvement with the investee and has the ability to affect those returns through its power over the investee.

Specifically, the Group controls an investee if and only if the Group has:

- (a) Power over the investee (i.e. existing rights that give it the current ability to direct the relevant activities of the investee)
- (b) Exposure, or rights, to variable returns from its involvement with the investee
- (c) The ability to use its power over the investee to affect its returns

Consolidation of a subsidiary begins when the group obtains control over the subsidiary and ceases when the Group loses control of the subsidiary.

Consolidation Procedure

(a) Combine, on line by line basis like items of assets, liabilities, equity, income, expenses and cash flows of the Parent with those of its subsidiaries. For this purpose, income and expenses of the subsidiary are based on the amounts of the assets and liabilities recognised in the consolidated financial statements at the acquisition date.

(b) Offset (eliminate) the carrying amount of the Parent's investment in each subsidiary and the Parent's portion of equity of each subsidiary. Business combinations policy explains how to account for any related goodwill/capital reserve

Notes to Consolidated financial statements for the year ended March 31, 2022

(c) Eliminate in full intra-group assets and liabilities, equity, income, expenses and Cash flows relating to transactions between entities of the Group (profits or losses resulting from intra-group transactions that are recognised in assets, such as inventory and property, plant and equipment (PPE), are eliminated in full). Intra-group losses may indicate an impairment that requires recognition in the consolidated financial statements. Ind AS 12 Income Taxes applies to temporary differences that arise from the elimination of profits and losses resulting from intra-group transactions.

Profit or loss and each component of other comprehensive income are attributed to the owners of the Group and to the noncontrolling interests. Total comprehensive income of subsidiaries is attributed to the owners of the Group and to the non-controlling interests even if this results in the non-controlling interests having a deficit balance.

Consolidated Financial Statements are prepared using uniform accounting policies for like transactions and other events in similar circumstances. If a member of the Group uses accounting policies other than those adopted in the consolidated financial statements for like transactions and events in similar circumstances, appropriate adjustments are made to that Group member's financial statements in preparing the consolidated financial statements to ensure conformity with the Group's accounting policies.

Changes in the Group's ownership interest in existing subsidiaries:

Changes in the Group's ownership interests in subsidiaries that do not result in the Group losing control over the subsidiaries are accounted for as equity transactions. The carrying amounts of the Group's interests and the non-controlling interests are adjusted to reflect the changes in their relative interests in the subsidiaries. Any difference between the amount by which the non-controlling interests are adjusted and the fair value of the consideration paid or received is recognised directly in equity and attributed to owners of the Group.

When the Group loses control of a subsidiary, a gain or loss is recognised in consolidated statement of profit and loss and is calculated as the difference between (i) the aggregate of the fair value of the consideration received and the fair value of any retained interest and (ii) the previous carrying amount of the assets (including goodwill), and liabilities of the subsidiary and any noncontrolling interests.

(ii) Use of Estimates and judgments:

The preparation of the financial statements requires the Management to make, judgments, estimates and assumptions that affect the reported amounts of assets and liabilities, disclosure of contingent liabilities as at the date of the financial statements and the reported amounts of revenue and expenses during the reporting period. The recognition, measurement, classification or disclosure of an item or information in the financial statements is made relying on these estimates. The estimates and judgements used in the preparation of the financial statements are continuously evaluated by the management and are based on historical experience and various other assumptions and factors (including expectations of future events) that the management believes to be reasonable under the existing circumstances. Actual results may differ from those estimates. Any revision to accounting estimates is recognised prospectively in current and future periods.

Critical accounting judgements and key source of estimation uncertainty

The Group is required to make judgements, estimates and assumptions about the carrying amount of assets and liabilities that are not readily apparent from other sources. The estimates and associated assumptions are based on historical experience and other factors that are considered to be relevant. The estimates and underlying assumptions are reviewed on an on-going basis.

(a) Recognition and measurement of defined benefit obligations, key actuarial assumptions - Refer Note no. 1(B)(viii)

(b) Estimation of deferred tax expenses and payable - Refer note no. 1(xvi)

(iii) Property, plant and equipment (PPE)

Property, plant and equipment is stated at acquisition cost net of accumulated depreciation and impairment losses, if any.

The cost of an item of property, plant and equipment comprises its purchase price, including import duties and non-refundable purchase taxes, after deducting trade discounts and rebates, any directly attributable costs of bringing the asset to its working condition for its intended use and estimated costs of dismantling and removing the item and restoring the site on which it is located.

If significant parts of an item of property, plant and equipment have different useful lives, than they are accounted for as separate items (major components) of property, plant and equipment. Subsequent expenditure are included in the assets carrying amount or recognized as a separate asset, as appropriate only if it is probable that the future economic benefits associated with the item will flow to the Group and that the cost of the item can be reliably measured.

Gains and losses on disposals are determined by comparing proceeds with carrying amount. These are included in the Statement of Profit and Loss.

Property, plant and equipment which are not ready for intended use as on the date of Balance Sheet are disclosed as "Capital work-in-progress".

Notes to Consolidated financial statements for the year ended March 31, 2022

(iv) Intangible assets

Intangible assets are stated at cost less accumulated amortisation and impairment loss, if any

Intangible assets under development comprises of capitalisation of Payroll costs of those employees directly associated with Software Development.

(v) Impairment

Property, plant and equipment are evaluated for recoverability whenever events or changes in circumstances indicate that their carrying amounts may not be recoverable. For the purpose of impairment testing, the recoverable amount (i.e. the higher of the fair value less cost to sell and the value-in-use) is determined on an individual asset basis unless the asset does not generate cash flows that are largely independent of those from other assets. In such cases, the recoverable amount is determined for the Cash Generating Unit (CGU) to which the asset belongs. If such assets are considered to be impaired, the impairment to be recognized in the Statement of Profit and Loss, is measured by the amount by which the carrying value of the assets exceeds the estimated recoverable amount of the asset. An impairment loss is reversed in the Statement of Profit and Loss if there has been a change in the estimates used to determine the recoverable amount. The carrying amount of the asset is increased to its revised recoverable amount, provided that this amount does not exceed the carrying amount that would have been determined (net of any accumulated depreciation,) had no impairment loss been recognized for the asset in prior years.

(vi) Depreciation and Amortization:

(a) Property plant and equipment (PPE)

Depreciation is provided on a pro-rata basis on the straight line method based on estimated useful life prescribed under Schedule II to the Companies Act, 2013.

The residual values, useful lives and method of depreciation of property, plant and equipment is reviewed at each financial year end and adjusted prospectively, if appropriate.

(b) Intangible assets

The useful lives of intangible assets are assessed as either finite or indefinite. Finite-life intangible assets are amortised on a straight-line basis over the period of their expected useful lives.

The amortisation period and the amortisation method for finite life intangible assets is reviewed at each financial year end and adjusted prospectively, if appropriate. For indefinite life intangible assets, the assessment of indefinite life is reviewed annually to determine whether it continues, if not, it is impaired or changed prospectively based on revised estimates."

Intangible assets are amortised over their estimated useful life on a straight line basis as follows:

Type of Asset : Computer software

Useful life : 4 years

(vii) Financial Instruments:

Financial assets - Initial recognition:

Financial assets are recognised when the Group becomes a party to the contractual provisions of the instruments. On initial recognition, a financial asset is recognised at fair value, in case of Financial assets which are recognised at fair value through profit and loss (FVTPL), its transaction cost are recognised in the statement of profit and loss. In other cases, the transaction cost are attributed to the acquisition value of the financial asset.

Subsequent measurement:

Financial assets are subsequently classified as measured at:

- amortised cost
- fair value through profit & loss (FVTPL)
- fair value through other comprehensive income (FVTOCI)

Notes to Consolidated financial statements for the year ended March 31, 2022

The above classification is being determined considering the:

- (a) the entity's business model for managing the financial assets and
- (b) the contractual cash flow characteristics of the financial asset.

Financial assets are not reclassified subsequent to their recognition, except if and in the period the group changes its business model for managing financial assets.

(i) Measured at amortised cost:

Financial assets are subsequently measured at amortised cost, if these financial assets are held within a business module whose objective is to hold these assets in order to collect contractual cash flows and the contractual terms of the financial asset give rise on specified date to cash flows that are solely payments of principal and interest on the principal amount outstanding.

(ii) Measured at fair value through other comprehensive income (FVTOCI):

Financial assets are measured at FVTOCI, if these financial assets are held within a business model whose objective is achieved by both collecting contractual cash flows that give rise on specified dates to solely payments of principal and interest on the principal amount outstanding and by selling financial assets. Fair value movements are recognized in the other comprehensive income (OCI). Interest income measured using the EIR method and impairment losses, if any are recognised in the Statement of Profit and Loss. On derecognition of financial instruments other than equity instruments, cumulative gain or loss previously recognised in OCI is reclassified from the equity to 'other income' in the Statement of Profit and Loss.

(iii) Measured at fair value through profit or loss (FVTPL):

Financial assets other than equity instrument are measured at FVTPL unless it is measured at amortised cost or at FVTOCI on initial recognition. Such financial assets are measured at fair value with all changes in fair value, including interest income and dividend income if any, recognised in the Statement of Profit and Loss.

Equity instruments:

On initial recognition, the Group can make an irrevocable election (on an instrument-by instrument basis) to present the subsequent changes in fair value in other comprehensive income pertaining to investments in equity instruments. This election is not permitted if the equity investment is held for trading. These elected investments are initially measured at fair value plus transaction costs. Subsequently, they are measured at fair value with gains and losses arising from changes in fair value recognised in other comprehensive income and accumulated in the 'Reserve for equity instruments through other comprehensive income'. The cumulative gain or loss is not reclassified to Statement of Profit and Loss on disposal of the investments.

Dividends on these investments in equity instruments are recognised in Statement of Profit and Loss when the Group's right to receive the dividends is established, it is probable that the economic benefits associated with the dividend will flow to the entity, the dividend does not represent a recovery of part of cost of the investment and the amount of dividend can be measured reliably. Dividends recognised in Statement of Profit and Loss are included in the 'Other income'.

Impairment

The Group recognises a loss allowance for Expected Credit Losses (ECL) on financial assets that are measured at amortised cost and at FVTOCI. The credit loss is difference between all contractual cash flows that are due to an entity in accordance with the contract and all the cash flows that the entity expects to receive (i.e. all cash shortfalls), discounted at the original effective interest rate. This is assessed on an individual or collective basis after considering all reasonable and supportable including that which is forward looking.

The Group's trade receivables or contract revenue receivables do not contain significant financing component and loss allowance on trade receivables is measured at an amount equal to life time expected losses i.e. expected cash shortfall, being simplified approach for recognition of impairment loss allowance.

Under simplified approach, the Group does not track changes in credit risk. Rather it recognizes impairment loss allowance based on the lifetime ECL at each reporting date right from its initial recognition. The Group uses a provision matrix to determine impairment loss allowance on the portfolio of trade receivables. The provision matrix is based on its historically observed default rates over the expected life of the trade receivable and is adjusted for forward looking estimates. At every reporting date, the historical observed default rates are updated and changes in the forward-looking estimates are analysed.

Notes to Consolidated financial statements for the year ended March 31, 2022

For financial assets other than trade receivables, the Group recognises 12-months expected credit losses for all originated or acquired financial assets if at the reporting date the credit risk of the financial asset has not increased significantly since its initial recognition. The expected credit losses are measured as lifetime expected credit losses if the credit risk on financial asset increases significantly since its initial recognition. If, in a subsequent period, credit quality of the instrument improves such that there is no longer significant increase in credit risks since initial recognition, then the Group reverts to recognizing impairment loss allowance based on 12 months ECL. The impairment losses and reversals are recognised in Statement of Profit and Loss.

For equity instruments and financial assets measured at FVTPL, there is no requirement of impairment testing.

De-recognition

The Group derecognises a financial asset when the contractual rights to the cash flows from the financial asset expire, or it transfers rights to receive cash flows from an asset, it evaluates if and to what extent it has retained the risks and rewards of ownership. When it has neither transferred nor retained substantially all of the risks and rewards of the asset, nor transferred control of the asset, the Group continues to recognise the transferred asset to the extent of the Group's continuing involvement.

In that case, the Group also recognises an associated liability. The transferred asset and the associated liability are measured on a basis that reflects the rights and obligations that the Group has retained.

Financial Liabilities

Initial Recognition and measurement

Financial liabilities are recognised when the Group becomes a party to the contractual provisions of the instruments. Financial liabilities are initially recognised at fair value net of transaction costs for all financial liabilities not carried at fair value through profit or loss.

The Group's financial liabilities includes trade and other payables, loans and borrowings including bank overdrafts.

Subsequent measurement

Financial liabilities measured at amortised cost are subsequently measured at using Effective Interest Rate (EIR) method. Financial liabilities carried at fair value through profit or loss are measured at fair value with all changes in fair value recognised in the Statement of Profit and Loss.

Loans & Borrowings:

After initial recognition, interest bearing loans and borrowings are subsequently measured at amortised cost using EIR method. Gains and losses are recognized in statement of profit and loss when the liabilities are derecognized as well as through EIR amortization process.

Financial Guarantee Contracts

Financial guarantee contracts issued by the Group are those contracts that requires a payment to be made or to reimburse the holder for a loss it incurs because the specified debtors fails to make payment when due in accordance with the term of a debt instrument. Financial guarantee contracts are recognized initially as a liability at fair value, adjusted for transaction costs that are directly attributable to the issuance of the guarantee.

De-recognition

A financial liability is derecognised when the obligation under the liability is discharged or cancelled or expires. When an existing financial liability is replaced by another from the same lender on substantially different terms, or the terms of an existing liability are substantially modified, such an exchange or modification is treated as the derecognition of the original liability and the recognition of a new liability. The difference in the respective carrying amounts is recognized in the Statement of Profit and Loss.

Derivative financial instruments

The Group uses derivative financial instruments, such as forward foreign exchange contracts, to hedge its foreign currency risks. Such derivative financial instruments are initially recognised at fair value on the date on which a derivative contract is entered into and are subsequently remeasured at fair value, with changes in fair value recognised in Statement of Profit and Loss.

Offsetting of financial instruments

Financial assets and financial liabilities are offset and the net amount is reported in the Balance Sheet if there is a currently enforceable legal right to offset the recognised amounts and there is an intention to settle on a net basis, to realise the assets and settle the liabilities simultaneously.

Notes to Consolidated financial statements for the year ended March 31, 2022

(viii) Fair Value Measurement

The Group measures financial instruments, such as, derivatives, investments at fair value at each balance sheet date. Fair value is the price that would be received to sell an asset or paid to transfer a liability in an orderly transaction between market participants at the measurement date. The fair value measurement is based on the presumption that the transaction to sell the asset or transfer the liability takes place either:

- (a) In the principal market for the asset or liability, or
- (b) In the absence of a principal market, in the most advantageous market for the asset or liability.

The principal or the most advantageous market must be accessible by the Group. The fair value of an asset or a liability is measured using the assumptions that market participants would use when pricing the asset or liability, assuming that market participants act in their economic best interest.

A fair value measurement of a non-financial asset takes into account a market participant's ability to generate economic benefits by using the asset in its highest and best use or by selling it to another market participant that would use the asset in its highest and best use. The Group uses valuation techniques that are appropriate in the circumstances and for which sufficient data are available to measure fair value, maximising the use of relevant observable inputs and minimising the use of unobservable inputs. All assets and liabilities for which fair value is measured or disclosed in the financial statements are categorised within the fair value hierarchy, described as follows, based on the lowest level input that is significant to the fair value measurement as a whole:

- (i) Level 1 — Quoted (unadjusted) market prices in active markets for identical assets or liabilities
- (ii) Level 2 — Valuation techniques for which the lowest level input that is significant to the fair value measurement is directly or indirectly observable
- (iii) Level 3 — Valuation techniques for which the lowest level input that is significant to the fair value measurement is unobservable

For assets and liabilities that are recognised in the financial statements on a recurring basis, the Group determines whether transfers have occurred between levels in the hierarchy by re-assessing categorisation (based on the lowest level input that is significant to the fair value measurement as a whole) at the end of each reporting period.

For the purpose of fair value disclosures, the Group has determined classes of assets and liabilities on the basis of the nature, characteristics and risks of the asset or liability and the level of the fair value hierarchy as explained above.

(ix) Cash and Cash Equivalents:

Cash and Cash equivalents include cash and Cheque in hand, bank balances, demand deposits with banks and other short-term highly liquid investments that are readily convertible to known amounts of cash & which are subject to an insignificant risk of changes in value where original maturity is three months or less.

(x) Foreign Currency Transactions:

a) Initial Recognition

Transactions in foreign currency are recorded at the exchange rate prevailing on the date of the transaction. Exchange differences arising on foreign exchange transactions settled during the year are recognized in the Statement of Profit and Loss.

b) Measurement of Foreign Currency Items at the Balance Sheet Date

Foreign currency monetary items of the Group are restated at the closing exchange rates. Non monetary items are recorded at the exchange rate prevailing on the date of the transaction. Exchange differences arising out of these transactions are charged to the Statement of Profit and Loss.

(xi) Revenue Recognition:

The Group derives revenues primarily from information technology services comprising of software development, consulting and customer support services, and from the licensing of software products and platforms.

Revenue is recognized upon transfer of control of promised products or services to customers in an amount that reflects the consideration expected to be received in exchange for those products or services.

Notes to Consolidated financial statements for the year ended March 31, 2022

Arrangements with customers for information technology services are either on a fixed-price, fixed-time frame or on a time-and-material basis.

Revenue on time-and-material contracts are recognized as the related services are performed and revenue from the end of the last invoicing to the reporting date is recognized as unbilled revenue. Revenue from fixed-price, fixed-time frame contracts, where the performance obligations are satisfied over time and where there is no uncertainty as to measurement or collectability of consideration, is recognized as per the percentage-of-completion method. When there is uncertainty as to measurement or ultimate collectability, revenue recognition is postponed until such uncertainty is resolved. Efforts or costs expended have been used to measure progress towards completion as there is a direct relationship between input and productivity. Maintenance revenue is recognized ratably over the term of the underlying maintenance arrangement.

Revenues in excess of invoicing are classified as contract assets (which refer to as unbilled revenue) while invoicing in excess of revenues are classified as contract liabilities (which refer to as Income billed in advance). Revenue from licenses where the customer obtains a "right to use" the licenses is recognized at the time the license is made available to the customer. Revenue from licenses where the customer obtains a "right to access" is recognized over the access period. Arrangements to deliver software products generally have three elements : license, implementation and Annual Maintenance Services (AMS). The Group has applied the principles under Ind AS 115 to account for revenues from these performance obligations. When implementation services are provided in conjunction with the licensing arrangement and the license and implementation have been identified as two separate performance obligations, the transaction price for such contracts are allocated to each performance obligation of the contract based on their relative standalone selling prices. In the absence of standalone selling price for implementation, the performance obligation is estimated using the expected cost plus margin approach. Where the license is required to be substantially customized as part of the implementation service, the entire arrangement fee for license and implementation is considered to be a single performance obligation and the revenue is recognized using the percentage-of-completion method as the implementation is performed. Revenue from client training, support and other services arising due to the sale of software products is recognized as the performance obligations are satisfied. AMS revenue is recognized ratably over the period in which the services are rendered.

Contract modifications are accounted for when additions, deletions or changes are approved either to the contract scope or contract price. The accounting for modifications of contracts involves assessing whether the services added to an existing contract are distinct and whether the pricing is at the standalone selling price. Services added that are not distinct are accounted for on a cumulative catch-up basis, while those that are distinct are accounted for prospectively, either as a separate contract, if the additional services are priced at the standalone selling price, or as a termination of the existing contract and creation of a new contract if not priced at the standalone selling price.

The Group presents revenues net of indirect taxes in its Statement of Profit and Loss.

Interest

Revenue is recognised on a time proportion basis taking into account the amount outstanding and the interest rate applicable and based on Effective interest rate method.

Dividend

Dividend Income is recognized when right to receive the same is established.

(xii) Employee Benefits:

The Group has provides following post-employment plans:

- (a) Defined benefit plans such a gratuity
- (b) Defined contribution plans such as Provident fund

The net interest cost is calculated by applying the discount rate to the net balance of the defined benefit obligation and fair value of plan assets. This cost is included in employee benefit expenses in the Statement of Profit & Loss.

Re-measurement comprising of actuarial gains and losses arising from

- (a) Re-measurement of Actuarial(gains)/losses
- (b) Return on plan assets, excluding amount recognized in effect of asset ceiling
- (c) Re-measurement arising because of change in effect of asset ceiling

are recognised in the period in which they occur directly in 'Other comprehensive income'. Re-measurement are not reclassified to profit or loss in subsequent periods.

Notes to Consolidated financial statements for the year ended March 31, 2022

Ind AS 19 requires the exercise of judgment in relation to various assumptions including future pay rises, inflation and discount rates and employee and pensioner demographics. The Group determines the assumptions in conjunction with its actuaries, and believes these assumptions to be in line with best practice, but the application of different assumptions could have a significant effect on the amounts reflected in the income statement, other comprehensive income and balance sheet. There may be also interdependency between some of the assumptions.

b) Defined-contribution plan:

Under defined contribution plans, the Group pays pre-defined amounts to separate funds and does not have any legal or informal obligation to pay additional sums. Defined Contribution plan comprise of contributions to the employees' provident fund with the government and certain state plans like Employees' State Insurance and Employees' Pension Scheme. The Group's payments to the defined contribution plans are recognised as expenses during the period in which the employees perform the services that the payment covers.

c) Other employee benefits:

- (a) Compensated absences which are not expected to occur within twelve months after the end of the period in which the employee renders the related services are recognised as a liability at the present value of the obligation as at the Balance sheet date determined based on an actuarial valuation.
- (b) Undiscounted amount of short-term employee benefits expected to be paid in exchange for the services rendered by employees are recognised during the period when the employee renders the related services.

(xiii) Taxes on Income:

Income tax comprises current and deferred tax. Income tax expense is recognized in the statement of profit and loss except to the extent it relates to items directly recognized in equity or in other comprehensive income.

Current tax is based on taxable profit for the year. Taxable profit is different from accounting profit due to temporary differences between accounting and tax treatments, and due to items that are never taxable or tax deductible. Tax provisions are included in current liabilities. Interest and penalties on tax liabilities are provided for in the tax charge. The Group offsets, the current tax assets and liabilities (on a year on year basis) where it has a legally enforceable right and where it intends to settle such assets and liabilities on a net basis or to realise the assets and liabilities on net basis.

Deferred income tax is recognized using the balance sheet approach. Deferred income tax assets and liabilities are recognized for deductible and taxable temporary differences arising between the tax base of assets and liabilities and their carrying amount in financial statements. Deferred income tax asset are recognized to the extent that it is probable that taxable profit will be available against which the deductible temporary differences, and the carry forward of unused tax credits and unused tax losses can be utilized. Deferred tax assets are not recognised where it is more likely than not that the assets will not be realised in the future.

The carrying amount of deferred income tax assets is reviewed at each reporting date and reduced to the extent that it is no longer probable that sufficient taxable profit will be available to allow all or part of the deferred income tax asset to be utilized. Deferred income tax assets and liabilities are measured at the tax rates that are expected to apply in the period when the asset is realized or the liability is settled, based on tax rates (and tax laws) that have been enacted or substantively enacted at the reporting date."

Deferred tax items are recognised in correlation to the underlying transaction either in OCI or directly in equity.

Minimum Alternative Tax ('MAT') credit is recognised as an asset only when and to the extent there is convincing evidence that the Group will pay normal income-tax during the specified period. The Group reviews the same at each balance sheet date and writes down the carrying amount of MAT credit entitlement to the extent there is no longer convincing evidence to the effect that Group will pay normal income-tax during the specified period.

(xiv) Borrowing Cost :

General and specific borrowing costs that are directly attributable to the acquisition, construction or production of qualifying assets are capitalized as a part of Cost of that assets, during the period till all the activities necessary to prepare the Qualifying assets for its intended use or sale are complete during the period of time that is required to complete and prepare the assets for its intended use or sale. Qualifying assets are assets that necessarily take a substantial period of time to get ready for their intended use or sale.

Other borrowing costs are recognized as an expense in the period in which they are incurred.

Notes to Consolidated financial statements for the year ended March 31, 2022

(xv) Earnings per share :

Basic earnings per shares are calculated by dividing the net profit or loss after tax for the period attributable to equity shareholders by the weighted average number of equity shares outstanding during the period. For the purpose of calculating diluted earnings per share, the net profit or loss for the period attributable to the equity shareholders and the weighted average number of shares outstanding during the period is adjusted for the effects of all dilutive potential equity shares.

(xvi) Leases :

Where the Group is Lessee

The Group's lease asset classes primarily consist of leases for land and buildings . The Group assesses whether a contract contains a lease, at inception of a contract. A contract is, or contains, a lease if the contract conveys the right to control the use of an identified asset for a period of time in exchange for consideration.

To assess whether a contract conveys the right to control the use of an identified asset, the Group assesses whether:

- (i) the contract involves the use of an identified asset;
- (ii) the Group has substantially all of the economic benefits from use of the asset through the period of the lease; and
- (iii) the Group has the right to direct the use of the asset.

At the date of commencement of the lease, the Group recognizes a right-of-use asset ("ROU") and a corresponding lease liability for all lease arrangements in which it is a lessee, except for leases with a term of twelve months or less (short-term leases) and low value leases. For these short-term and low value leases, the Group recognizes the lease payments as an operating expense on a straight-line basis over the term of the lease.

The right-of-use assets are initially recognized at cost, which comprises the initial amount of the lease liability adjusted for any lease payments made at or prior to the commencement date of the lease plus any initial direct costs less any lease incentives. They are subsequently measured at cost less accumulated depreciation and impairment losses.

Certain lease arrangements includes the options to extend or terminate the lease before the end of the lease term. ROU assets and lease liabilities includes these options when it is reasonably certain that they will be exercised.

Right-of-use assets are depreciated from the commencement date on a straight-line basis over the shorter of the lease term and useful life of the underlying asset. Right of use assets are evaluated for recoverability whenever events or changes in circumstances indicate that their carrying amounts may not be recoverable. For the purpose of impairment testing, the recoverable amount (i.e. the higher of the fair value less cost to sell and the value-in-use) is determined on an individual asset basis unless the asset does not generate cash flows that are largely independent of those from other assets. In such cases, the recoverable amount is determined for the Cash Generating Unit (CGU) to which the asset belongs.

The lease liability is initially measured at amortized cost at the present value of the future lease payments. The lease payments are discounted using the interest rate implicit in the lease or, if not readily determinable, using the incremental borrowing rates in the country of domicile of these leases. Lease liabilities are remeasured with a corresponding adjustment to the related right of use asset if the Group changes its assessment if whether it will exercise an extension or a termination option.

Lease liability and ROU asset have been separately presented in the Balance Sheet and lease payments have been classified as financing cash flows.

Where the Group is Lessor

Leases in which the Group does not transfer substantially all the risks and benefits of ownership of the asset are classified as operating leases. Assets subject to operating leases are included in property, plant and equipment. The Group recognizes lease rentals from the property leased out, on accrual basis as per the terms of agreements entered with the counter parties. Costs, including depreciation, are recognized as an expense in the Statement of Profit and Loss.

(xvii) Provisions, Contingent Liabilities and Contingent Assets:

A provision is recognised if, as a result of a past event, the Group has a present legal or constructive obligation that can be estimated reliably, and it is probable that an outflow of economic benefits will be required to settle the obligation.

Provisions for onerous contracts are recognized when the expected benefits to be derived by the Group from a contract are lower than the unavoidable costs of meeting the future obligations under the contract.

A disclosure for contingent liabilities is made where there is a possible obligation or a present obligation that may probably not require an outflow of resources or an obligation for which the future outcome cannot be ascertained with reasonable certainty. When there is a possible or a present obligation where the likelihood of outflow of resources is remote, no provision or disclosure is made.

Contingent assets are neither recognized nor disclosed in financial statements.

(xviii) Recent Indian Accounting Standards (INDAS) :

The Ministry of Corporate Affairs (MCA) vide Notification dated 23th March, 2022 has issued new Companies (Indian Accounting Standard) Amendment Rules, 2022. Major amendments notified in the notification are provided below:

(a) Ind AS 16 | Property, plant and equipment – The amendment clarifies that excess of net sale proceeds of items produced over the cost of testing, if any, shall not be recognised in the profit or loss but deducted from the directly attributable costs considered as part of cost of an item of property, plant, and equipment. The effective date for adoption of this amendment is annual periods beginning on or after April 1, 2022.

(b) Ind AS 37 | Provisions, contingent liabilities and contingent assets – The amendment specifies that the ‘cost of fulfilling’ a contract comprises the ‘costs that relate directly to the contract’. Costs that relate directly to a contract can either be incremental costs of fulfilling that contract (examples would be direct labour, materials) or an allocation of other costs that relate directly to fulfilling contracts (an example would be the allocation of the depreciation charge for an item of property, plant and equipment used in fulfilling the contract). The effective date for adoption of this amendment is annual periods beginning on or after April 1, 2022, although early adoption is permitted.

(c) Ind AS 103 | Business combinations – The amendment adds a new exception in Ind AS 103 for liabilities and contingent liabilities.

(d) Ind AS 109 | Financial instruments – The amendment clarifies which fees an entity includes when it applies the ‘10%’ test in assessing whether to derecognise a financial liability. An entity includes only fees paid or received between the entity (the borrower) and the lender, including fees paid or received by either the entity or the lender on the other’s behalf.

The Group is evaluating the impact of these amendments.

Notes to Consolidated financial statements for the year ended March 31, 2022

2 Property, plant and equipment

Particulars							(₹in Lakhs)
	Buildings	Plant & equipment	Furniture & fixtures	Vehicles	Office equipment	Computers	Total
Gross carrying amount							
Balance as at April 1, 2021	2,063.88	303.45	1,180.03	43.51	49.77	622.86	4,263.50
Additions	-	8.67	28.94	-	12.73	91.84	142.18
Deductions/ Adjustments	-	1.54	-	-	-	66.53	68.07
Balance as at March 31, 2022	2,063.88	310.58	1,208.97	43.51	62.50	648.17	4,337.61
Accumulated Depreciation							
Balance as at April 1, 2021	266.93	192.83	551.16	28.28	21.38	348.85	1,409.43
Additions	99.64	23.69	122.13	4.50	10.97	110.58	371.51
Deductions/ Adjustments	-	1.46	-	-	-	63.40	64.86
Balance as at March 31, 2022	366.57	215.06	673.29	32.78	32.35	396.03	1,716.08
Net carrying amount as at April 1, 2021	1,796.95	110.62	628.87	15.23	28.39	274.01	2,854.07
Net carrying amount as at March 31, 2022	1,697.31	95.52	535.68	10.73	30.15	252.14	2,621.53
Gross carrying amount							
Balance as at 1st April, 2020	1,812.60	306.37	1,199.23	49.92	80.57	516.26	3,964.95
Additions	251.28	-	-	-	-	103.45	354.73
Deductions/ Adjustments	-	2.92	19.20	6.41	30.80	(3.15)	56.18
Balance as at 31st March, 2021	2,063.88	303.45	1,180.03	43.51	49.77	622.86	4,263.50
Accumulated Depreciation							
Balance as at April 1, 2020	167.29	172.15	448.35	29.14	39.69	234.65	1,091.27
Additions	99.64	23.45	121.37	5.23	10.09	110.87	370.65
Deductions/ Adjustments	-	2.77	18.56	6.09	28.40	(3.33)	52.49
Balance as at March 31, 2021	266.93	192.83	551.16	28.28	21.38	348.85	1,409.43
Net carrying amount as at April 1, 2020	1,645.31	134.22	750.88	20.78	40.88	281.61	2,873.68
Net carrying amount as at March 31, 2021	1,796.95	110.62	628.87	15.23	28.39	274.01	2,854.07

Notes :

- Refer note no. 21 for disclosure on property, plant and equipment pledged as security.
- Refer note no. 37 for disclosure on contractual commitments for the acquisition of property, plant and equipment.

3 Right of use (RoU)-Land

Particulars			(₹in Lakhs)
	Land Leasehold	Building	Total
Gross carrying amount			
Balance as at April 1, 2021	22.28	191.54	213.82
Additions	-	-	-
Deductions/ Adjustments	-	6.79	6.79
Balance as at March 31, 2022	22.28	198.33	220.61
Accumulated Depreciation			
Balance as at March 31, 2021	1.00	50.54	51.54
Additions	0.51	35.87	36.38
Deductions/ Adjustments	-	2.28	2.28

Notes to Consolidated financial statements for the year ended March 31, 2022

Balance as at March 31, 2022	1.51	88.69	90.20
Net Block			
Balance as at March 31, 2021	21.28	141.00	162.28
Balance as at March 31, 2022	20.77	109.64	130.41
Gross carrying amount			
Balance as at April 1, 2020	22.28	191.54	213.82
Additions	-	-	-
Deductions/ Adjustments	-	-	-
Balance as at March 31, 2021	22.28	191.54	213.82
Accumulated Depreciation			
Balance as at April 1, 2020	0.50	9.13	9.63
Additions	0.50	35.73	36.23
Deductions/ Adjustments	-	(5.68)	(5.68)
Balance as at March 31, 2021	1.00	50.54	51.54
Net Block			
Balance as at March 31, 2020	21.78	182.41	204.19
Balance as at March 31, 2021	21.28	141.00	162.28

Note :

Land was taken on lease for 66 years from September, 1997.

(₹in Lakhs)			
4 Capital work-in progress	Building	Computers	Total
Balance as at April 1, 2020	251.28	-	251.28
Additions during the year	-	7.26	7.26
Capitalised during the year	251.28	-	251.28
Balance as at March 31, 2021	-	7.26	7.26
Additions during the year	-	-	-
Capitalised during the year	-	7.26	7.26
Balance as at March 31, 2022	-	-	-

CWIP aging as on 31st March 2022

(₹in Lakhs)

Particulars	Amount in CWIP for a period of				Total
	Less than 1 year	1-2 years	2-3 years	More than 3 years	
Projects in progress	-	-	-	-	-
Projects temporarily suspended	-	-	-	-	-
Total	-	-	-	-	-

CWIP aging as on 31st March 2021

(₹in Lakhs)

Particulars	Amount in CWIP for a period of				Total
	Less than 1 year	1-2 years	2-3 years	More than 3 years	
Projects in progress	7.26	-	-	-	7.26
Projects temporarily suspended	-	-	-	-	-
Total	7.26	-	-	-	7.26

Notes to Consolidated financial statements for the year ended March 31, 2022

5 Investment property

		(₹ in Lakhs)
Particulars	Buildings	
Gross carrying amount		
Balance as at April 1, 2021	943.63	
Additions	-	
Deductions/ Adjustments	-	
Balance as at March 31, 2022	943.63	
Accumulated depreciation		
Balance as at April 1, 2021	91.21	
Additions	19.98	
Deductions/ Adjustments	-	
Balance as at March 31, 2022	111.19	
Net Block		
Balance as at March 31, 2021	852.42	
Balance as at March 31, 2022	832.44	
Gross carrying amount		
Balance as at April 1, 2020	943.63	
Additions	-	
Deductions/ Adjustments	-	
Balance as at March 31, 2021	943.63	
Accumulated depreciation		
Balance as at March 31, 2020	71.23	
Additions	19.98	
Deductions/ Adjustments	-	
Balance as at March 31, 2021	91.21	
Net Block		
Balance as at March 31, 2020	872.40	
Balance as at March 31, 2021	852.42	

Note:

- Refer note no. 21 for certain Investment Property mortgaged as collateral security against bank borrowings
- Refer note no. 37 for information regarding income and expenditure of Investment property
- Investment property include Rs. 0.04 lakhs (previous year Rs. 0.04 Lakhs) being the value of 80 (Previous Year 80) shares of Rs. 50 each in Acme Plaza Premises Co-operative Society Ltd.
- Fair value of investment property.

			(₹ in Lakhs)
Particulars	As at	As at	
	March 31, 2022	March 31, 2021	
Investment Property	3,953.94	3,953.94	

Note:

The fair value of investment property has been determined based on the Ready Reckoner value prevailing as on the date of Balance Sheet, which is considered to be best benchmarking of current prices in an active market.

Notes to Consolidated financial statements for the year ended March 31, 2022

6 Intangible assets

	(₹in Lakhs)
Intangible assets	Software
Gross carrying amount	
Balance as at April 1, 2021	2,596.57
Additions	15.86
Deductions/ Adjustments	(41.62)
Balance as at March 31, 2022	2,654.05
Accumulated amortisation	
Balance as at April 1, 2021	1,534.81
Amortisation for the year	347.42
Deductions/ Adjustments	(30.72)
Balance as at March 31, 2022	1,912.95
Balance as at March 31, 2021	1,061.76
Balance as at March 31, 2022	741.10
Gross carrying amount	
Balance as at April 1, 2020	1,603.65
Additions	1,007.26
Deductions/ Adjustments	14.34
Balance as at March 31, 2021	2,596.57
Accumulated amortisation	
Balance as at April 1, 2020	1,295.46
Amortisation for the year	240.13
Deductions/ Adjustments	0.78
Balance as at March 31, 2021	1,534.81
Balance as at March 31, 2020	308.19
Balance as at March 31, 2021	1,061.76

	(₹in Lakhs)	
7 Investments - Non-Current	As at	As at
	March 31, 2022	March 31, 2021
Investments in Mutual Funds		
Designated as Fair Value Through Profit or Loss		
UTI Money Market Fund - Dir - Growth 9,361.619 (As at March 31, 2021- 9,361.619) units of ₹10 each	233.19	224.23
HDFC FMP 1876D - Growth 4,999,750.012 (As at March 31, 2021- Nil) units of ₹10 each	501.63	-
	734.82	224.23
	734.82	224.23
Note:		
Aggregate amount of quoted investments and fair value thereon	-	-
Aggregate amount of unquoted investments and fair value thereof at Net Asset Value	734.82	224.23
Aggregate amount of impairment in value of unquoted investments	-	-

Notes to Consolidated financial statements for the year ended March 31, 2022

8 Other financial assets	(₹ in Lakhs)	
	As at March 31, 2022	As at March 31, 2021
Non Current		
Unsecured, considered good		
Security Deposits	40.68	30.33
Fixed Deposit with banks having maturity more than 12 months	80.00	100.00
Interest receivable on Fixed Deposits	0.34	0.08
Total	121.02	130.41

9 Other non-current assets (Unsecured, considered good)	(₹ in Lakhs)	
	As at March 31, 2022	As at March 31, 2021
Capital advances	-	1.97
Prepaid expenses	1.68	4.72
Total	1.68	6.69

10 Investments - current	(₹ in Lakhs)	
	As at March 31, 2022	As at March 31, 2021
Designated as Fair Value Through Profit or Loss		
Unquoted, fully paid up		
Investments in mutual funds		
UTI Fixed Term Income Fund Series- XXX - X (1267 Days) - Direct Growth Plan-xxx-x (1267 days)	131.90	126.36
- I - Institutional Growth Plan 1,000,000.000 (As at March 31, 2021- 1,000,000.000) units of ₹10 each		
HDFC Money Market Fund - Dir - Growth 12,318.864 (As on March 2021 12,318.864) units of ₹10 each	573.42	551.13
HDFC Low Duration Fund - Dir - Growth 1,163,284.216 (As on March 2021 1,163,284.216) units of ₹10 each	579.18	553.43
Vanguard Federal Money Market fund (6,816,620 units (As on March 31, 2021 - 3,860,534.66) units of USD.1 each	5,166.14	2,822.25
	6,450.64	4,053.17
Aggregate amount of quoted investments and fair value thereon	-	-
Aggregate amount of unquoted investments and market value/repurchase value/NAV	6,450.64	4,053.17
Aggregate amount of impairment in the value of unquoted investments	-	-

11 Trade receivables	(₹ in Lakhs)	
	As at March 31, 2022	As at March 31, 2021
Unsecured		
Trade receivables considered good	2,693.17	2,497.93
Trade receivables which have significant increase in credit risk	526.07	620.09
Total	3,219.24	3,118.02
Less: Provision for doubtful debts and expected credit loss	8	620.09
Total	2,693.17	2,497.93

Note : Refer Note no 39

Notes to Consolidated financial statements for the year ended March 31, 2022

Trade Receivable Aging Schedule

(₹ in Lakhs)

Particulars	Not due Unbilled	Outstanding for following periods from due date of payment					Total
		Less than 6 months	6 months - 1 year	1-2 years	2-3 years	More than 3 years	
As at March 31, 2022							
i) Undisputed Trade receivables – considered good	-	2,433.19	0.57	-	222.54	36.87	2,693.17
ii) Undisputed Trade Receivables – which have significant increase in credit Risk	-	-	-	-	-	-	-
iii) Undisputed Trade Receivables – credit impaired	-	-	-	0.26	152.37	198.67	351.30
iv) Disputed Trade receivables – considered good	-	-	-	-	-	-	-
v) Disputed Trade Receivables – which have significant increase in credit Risk	-	-	-	-	-	-	-
vi) Disputed Trade Receivables – credit impaired	-	-	-	-	-	174.77	174.77
Subtotal	-	2,433.19	0.57	0.26	374.91	410.31	3,219.24
Less: Provision for doubtful debts and expected credit loss	-	-	-	(0.26)	(152.37)	(373.44)	(526.07)
Total	-	2,433.19	0.57	-	222.54	36.87	2,693.17
As at March 31, 2021							
i) Undisputed Trade receivables – considered good	-	2,099.95	2.70	304.29	1.92	89.07	2,497.93
ii) Undisputed Trade Receivables – which have significant increase in credit Risk	-	-	-	-	-	-	-
iii) Undisputed Trade Receivables – credit impaired	-	0.27	-	100.99	45.56	251.56	398.38
iv) Disputed Trade receivables – considered good	-	-	-	-	-	-	-
v) Disputed Trade Receivables – which have significant increase in credit Risk	-	-	-	-	-	-	-
vi) Disputed Trade Receivables – credit impaired	-	-	-	-	-	221.71	221.71
Subtotal	-	2,100.22	2.70	405.28	47.48	562.34	3,118.02
Less: Provision for doubtful debts and expected credit loss	-	(0.27)	-	(100.99)	(45.56)	(473.27)	(620.09)
Total	-	2,099.95	2.70	304.29	1.92	89.07	2,497.93

Note :

Trade receivable has been given as collateral security towards borrowings has been described in Note no 21

Notes to Consolidated financial statements for the year ended March 31, 2022

	(₹in Lakhs)	
	As at	As at
	March 31, 2022	March 31, 2021
12 Cash and cash equivalents		
Balances with banks		
In current accounts	357.19	435.35
Term Deposits with maturity less than 3 months	216.33	710.24
Cash on hand	0.56	0.71
Total	574.08	1,146.30
		(₹in Lakhs)
13 Other balances with banks	As at	As at
	March 31, 2022	March 31, 2021
Balances with banks		
in fixed deposit accounts *		
-Deposits with maturity more than 3 months but less than 12 months	644.69	711.82
in unpaid dividend accounts	17.31	17.62
	662.00	729.44
*Fixed Deposits with Banks held as margin money against the Guarantees issued to Municipal Corporations	41.01	42.91
		(₹in Lakhs)
14 Loans	As at	As at
	March 31, 2022	March 31, 2021
Unsecured, considered good		
Loans to employees	1.44	3.33
Total	1.44	3.33
		(₹in Lakhs)
15 Other financial assets	As at	As at
	March 31, 2022	March 31, 2021
Unsecured, considered good, unless otherwise stated		
Unbilled revenue	265.15	256.63
Security deposits		
Considered good	7.43	27.53
Considered doubtful	14.35	3.15
Total	21.78	30.68
Less: Provision for doubtful deposits	14.35	3.15
	7.43	27.53
Interest receivable on deposits	23.41	29.22
Other receivables	30.90	-
Derivative Financial Assets (forex contract)	0.04	15.54
Total	326.93	328.92

Notes to Consolidated financial statements for the year ended March 31, 2022

		(₹ in Lakhs)	
16 Current tax assets		As at March 31, 2022	As at March 31, 2021
Advance Tax (Net of Provisions ₹907.90 lacs, (Previous year ₹933.70 lacs)		74.20	137.65
Current Tax assets (net)		74.20	137.65

		(₹ in Lakhs)	
17 Other current assets		As at March 31, 2022	As at March 31, 2021
Unsecured, considered good			
Advances for supply of goods and rendering of services		15.45	2.03
Prepaid expenses		156.62	96.51
Advance rent		-	1.59
Advances to employees		6.38	21.11
Balances with government authorities		87.25	14.19
Total		265.70	135.43

		(₹ in Lakhs)	
18 Equity share capital		As at March 31, 2022	As at March 31, 2021
Authorised			
36,000,000 Equity Shares of ₹10 each		3,600.00	3,600.00
		3,600.00	3,600.00
Issued			
28,179,252 (As at March 31, 2021- 27,604,052) Equity Shares of ₹10 each		2,817.93	2,760.41
		2,817.93	2,760.41
Subscribed and paid-up			
28,174,293 (As at March 31, 2021- 27,599,093) Equity Shares of ₹10 each *		2,817.43	2,759.91
		2,817.43	2,759.91

*[Allotment of **4,959** (Previous Year 4,959) bonus shares on **3,967** (Previous Year 3,967) equity shares is pending on account of non-establishment of beneficial ownership by National Securities Depository Limited]

		(₹ in Lakhs)			
a) Reconciliation of number of shares		As at March 31, 2022		As at March 31, 2021	
		Number of shares	Amount	Number of shares	Amount
Equity Shares :					
Balance as at the beginning of the year		27,599,093	2,759.91	27,515,593	2,751.56
Add: Shares issued on exercise of employee stock options (Refer note no:-43)		575,200	57.52	83,500	8.35
Balance as at the end of the year		28,174,293	2,817.43	27,599,093	2,759.91

b) Rights, preferences and restrictions attached to shares

The Parent Company has only one class of equity shares having a face value of ₹10 per share. Each shareholder has a right to vote in respect of such share, on every resolution and his voting right on a poll shall be in proportion to his share of the paid-up equity capital of the Parent Company. In the event of liquidation, the equity shareholders are entitled to receive the remaining assets of the Parent Company after payments to secured and unsecured creditors in proportion to their shareholding.

Notes to Consolidated financial statements for the year ended March 31, 2022

c) Details of equity shares held by shareholders holding more than 5% of the aggregate shares in the Parent Company

	As at March 31, 2022		As at March 31, 2021	
	Nos.	%	Nos.	%
Vish Tadimety	5,737,189	20.36%	5,737,189	20.79%
Indotech Holdings LLC	3,900,000	13.84%	3,900,000	14.13%
Steven Jeske	2,281,433	8.10%	2,281,433	8.27%
Joseph M Vanek	1,390,000	4.93%	1,390,000	5.04%

d) During the previous five years, the Parent Company has not issued Bonus shares/bought back any shares/issued shares for consideration other than cash.

e) Refer note no. 43 in respect of Employee Stock Option Plan (ESOP Plan)

f) Details of equity shares held by promoters at the end of the year

Promoter name	As at March 31, 2022			As at March 31, 2021		
	No. of Equity Shares	Equity Shares %	% Change during the year	No. of Equity Shares	Equity Shares %	% Change during the year
Vish Tadimety	5,737,189	20.36%	0.00%	5,737,189	20.79%	0.09%
Steven Jeske	2,281,433	8.10%	0.00%	2,281,433	8.27%	-6.17%
Sukhada Tadimety	1,121,592	3.98%	0.00%	1,121,592	4.06%	0.00%
Amogha Tadimety	254,320	0.90%	0.00%	254,320	0.92%	0.00%
Red Banyan Holdings LLC	650,000	2.31%	0.00%	650,000	2.36%	0.00%
Seetha Rama Chandra Rao Tadimety	75,094	0.27%	0.00%	75,094	0.27%	0.00%
Sanjay R Shanbhag	58,275	0.21%	0.00%	58,275	0.21%	0.00%
Jyothi Tadimety	30,026	0.11%	0.00%	30,026	0.11%	0.00%
Total	10,207,929	36.23%	0.00%	10,207,929	36.99%	-6.08%

19 Other equity

Particulars	(₹ in Lakhs)						
	Capital reserves	Securities premium	Equity settled employee benefits reserve	Retained earnings	Foreign currency translation reserve	Other items of other comprehensive Income {actuarial gains/(losses)}	Total
Balance as at April 1, 2020	167.50	1,715.54	194.63	4,371.39	269.23	(58.22)	6,660.07
Changes in accounting policies or prior period errors	-	-	-	-	-	-	-
Profit for the year	-	-	-	2,408.80	-	-	2,408.80
Other comprehensive income/(loss) for the year	-	-	-	-	-	(32.88)	(32.88)
On account of Grant of Stock Options	-	-	12.30	-	-	-	12.30
On exercise of Stock Options	-	14.86	-	-	-	-	14.86
Transfer on account of Stock Options not exercised/forfeited/also issued during the year	-	12.34	(38.82)	26.48	-	-	-
Foreign currency translation reinstatement	-	-	-	-	(67.22)	-	(67.22)
Dividend paid	-	-	-	(275.44)	-	-	(275.44)

Notes to Consolidated financial statements for the year ended March 31, 2022

Balance as at March 31, 2021	167.50	1,742.74	168.11	6,531.23	202.01	(91.10)	8,720.49
Changes in accounting policies or prior period errors	-	-	-	-	-	-	-
Profit for the year	-	-	-	2,271.07	-	-	2,271.07
Other comprehensive income/(loss) for the year	-	-	-	-	-	(35.73)	(35.73)
On account of Grant of Stock Options	-	-	11.87	-	-	-	11.87
On exercise of Stock Options	-	174.84	-	-	-	-	174.84
Transfer on account of Stock Options not exercised/forfeited/also issued during the year	-	110.19	(119.74)	9.55	-	-	-
Foreign currency translation reinstatement	-	-	-	-	148.38	-	148.38
Dividend paid	-	-	-	(277.95)	-	-	(277.95)
Balance as at March 31, 2022	167.50	2,027.77	60.24	8,533.90	350.39	(126.83)	11,012.97

Purpose of the reserves:

- Capital reserve:** Capital reserve represents the forfeiture of application money received against share warrants.
- Securities premium:** The amount received in excess of face value of the equity shares is recognised in securities premium. In case of equity-settled share based payment.
- Equity settled employee benefits reserve:** The fair value of the equity-settled employee benefits reserve with employees is recognised in Statement of Profit and Loss with corresponding credit to Equity settled share employee benefit reserve. The same is transferred to securities premium at the time of exercise of options or to retained earnings in the event of forfeiture, non-vesting or lapses of the grant.
- Retained earnings:** Retained earnings are the profits that the Group has earned till date, less dividends or other distributions paid to shareholders.

20 Other financial liabilities	(₹ in Lakhs)	
	As at March 31, 2022	As at March 31, 2021
Measured at amortised cost		
a) Non-current		
Security deposits received against leased premises	128.94	124.16
Non-current total (A)	128.94	124.16
b) Current		
Unclaimed Dividend*	17.32	17.62
Payable for capital expenditure	4.36	12.16
Security deposits received against leased premises	6.66	3.31
Interest accrued but not due on borrowings	-	3.38
Current total (B)	28.34	36.47
Total (A+B)	157.28	160.63

* There are no amounts due for payment to the Investor Education and Protection Fund under Section 125 of the Companies Act, 2013 as at March 31, 2022.

Notes to Consolidated financial statements for the year ended March 31, 2022

21 Current borrowings	(₹ in Lakhs)	
	As at March 31, 2022	As at March 31, 2021
Secured		
Cash Credit (Refer note (i))	107.51	180.76
	107.51	180.76
Unsecured		
PPP Loan from CITI bank (Refer note (ii))	-	369.26
	-	369.26
Total	107.51	550.02

Note:

- i) Cash Credit from Bank carry interest @ 8.10% (previous year 8.10%) p.a. computed on monthly basis on the actual amount utilised and are repayable on demand. Cash credit is secured by way of-
- hypothecation of book debts and other receivables of the Parent Company
 - first charge on immovable property of the Parent Company at Acme plaza, and
 - personal guarantee of Executive Director of the Parent Company.
- ii) The Company had received the approval of forgiveness for the loan received in the previous year amounting to \$ 505,100 (Rs. 372.64 lakhs) under Payroll Protection Plan of Small Business Administration(USA) and the same has been included in Other income of the Consolidated Financial Statements.

22 Lease liabilities	(₹ in Lakhs)	
	As at March 31, 2022	As at March 31, 2021
Current	38.67	31.72
Non Current	84.74	118.99
Total	123.41	150.71

23 Trade payables	(₹ in Lakhs)	
	As at March 31, 2022	As at March 31, 2021
Trade payables [Refer note (a) below]		
-Total outstanding dues of micro enterprises and small enterprises	17.05	12.91
-Total outstanding dues of creditors other than micro enterprises and small enterprises	1,027.64	925.94
Total	1,044.69	938.85

Note (a)

Disclosure of payable to vendors as defined under the "Micro, Small and Medium Enterprises Development Act, 2006" ("the Act") is based on the information available with the Group regarding the status of registration of such vendors under the Act, as per the intimation received from them on request made by the Group.

Particulars	(₹ in Lakhs)	
	As at March 31, 2022	As at March 31, 2021
Principal amount due to suppliers registered under the MSMED Act and remaining unpaid as at year end	17.05	12.91
Interest due to suppliers registered under the MSMED Act and remaining unpaid as at year end	-	-
Principal amounts paid to suppliers registered under the MSMED Act, beyond the appointed day during the year	-	-

Notes to Consolidated financial statements for the year ended March 31, 2022

Interest paid, other than under Section 16 of MSMED Act, to suppliers registered under the MSMED Act, beyond the appointed day during the year	-	-
Interest paid, under Section 16 of MSMED Act, to suppliers registered under the MSMED Act, beyond the appointed day during the year	-	-
Interest due and payable towards suppliers registered under MSMED Act, for payments already made	-	-
Further interest remaining due and payable for earlier years	-	-

Trade Payable Aging Schedule

(₹ in Lakhs)

Particulars	Not due Unbilled	Outstanding for following periods from due date of payment				Total
		Less than 1 year	1-2 years	2-3 years	More than 3 years	
As at March 31, 2022						
i) Unbilled	20.23	-	-	-	-	20.23
ii) Micro, small and medium enterprises	-	17.05	-	-	-	17.05
iii) Creditors other than micro, small and medium enterprises	-	980.11	-	9.29	18.01	1,007.41
iv) Disputed dues – Micro, small and medium enterprises	-	-	-	-	-	-
v) Disputed dues other than micro, small and medium enterprises	-	-	-	-	-	-
Total	20.23	997.16	-	9.29	18.01	1044.69
As at March 31, 2021						
i) Unbilled	104.01	-	-	-	-	104.01
ii) Micro, small and medium enterprises	-	12.91	-	-	-	12.91
iii) Creditors other than micro, small and medium enterprises	-	784.82	13.64	15.43	8.04	821.93
iv) Disputed dues – Micro, small and medium enterprises	-	-	-	-	-	-
v) Disputed dues other than micro, small and medium enterprises	-	-	-	-	-	-
Total	104.01	797.73	13.64	15.43	8.04	938.85

(₹ in Lakhs)

24 Other current liabilities

	As at March 31, 2022	As at March 31, 2021
Income received in advance	339.42	475.28
Statutory dues	201.04	129.28
Total	540.46	604.56

(₹ in Lakhs)

25 Provisions

	As at March 31, 2022	As at March 31, 2021
Current		
Provision for employee benefits		
Provision for compensated absences	172.57	147.26
Provision for gratuity	67.69	105.56
Total	240.26	252.82

Notes to Consolidated financial statements for the year ended March 31, 2022

	(₹in Lakhs)	
	For the Year ended March 31, 2022	For the Year ended March 31, 2021
26 Revenue from operations		
Sale of services		
Information technology services	13,884.90	11,779.69
Total	13,884.90	11,779.69
		(₹in Lakhs)
27 Other income	For the Year ended March 31, 2022	For the Year ended March 31, 2021
Rent received	326.98	373.43
Less: Rates and taxes (directly attributable)	(20.59)	(22.63)
	306.39	350.80
Interest income on:		
Loans given	0.81	3.38
Deposit with banks	50.91	44.04
Income tax refund	39.70	10.21
Dividend income	0.73	1.51
Profit on sale of investments in mutual funds	2.55	17.22
Unrealised gain on fair valuation of investments in mutual funds	64.16	92.47
Foreign exchange gain (net)	114.32	32.25
Sundry credit balances written back (net)	32.71	145.86
Miscellaneous income	379.25	1.03
Total	991.53	698.77
		(₹in Lakhs)
28 Employee benefits expense	For the Year ended March 31, 2022	For the Year ended March 31, 2021
Salaries and wages	8,287.57	7,275.05
Contribution to provident and other funds	159.40	84.42
Share based payment to employees	11.87	12.30
Staff welfare expense	163.87	155.41
Total	8,622.71	7,527.18
		(₹in Lakhs)
29 Finance costs	For the Year ended March 31, 2022	For the Year ended March 31, 2022
Interest expense	1.09	4.51
Other finance cost on unwinding of discount (lease)	11.43	22.88
Interest on lease liability	6.22	7.57
Total	18.74	34.96
		(₹in Lakhs)
30 Depreciation and amortisation expense	For the Year ended March 31, 2022	For the Year ended March 31, 2022
Depreciation on property, plant and equipment	371.51	370.65
Amortisation of Right of Use (RoU)-Assets	36.38	36.23
Depreciation on investment property	19.98	19.98
Amortisation on Intangible assets	347.42	240.12
Total	775.29	666.98

Notes to Consolidated financial statements for the year ended March 31, 2022

	(₹ in Lakhs)	
31 Other expenses	For the Year ended March 31, 2022	For the Year ended March 31, 2021
Rent	54.15	54.61
Repairs & maintenance		
- Buildings	80.12	49.91
- Plant and equipment	148.89	109.66
- Others	79.26	62.60
Insurance	45.47	43.77
Rates and taxes	37.92	45.94
Travelling and conveyance	57.00	21.78
Communication	70.52	60.64
Electricity expense	64.29	57.67
Professional fees	330.31	236.07
Directors' sitting fees/commission	25.00	32.89
Auditors' remuneration:		
Audit fees	29.34	27.09
Limited review fees	6.00	4.50
Certification	1.50	0.75
Reimbursement of expenses-(excluding Goods and service tax)	-	0.08
Security expenses	27.38	28.32
Corporate social responsibility expenses (Refer Note no.38)	19.25	14.55
Provision for doubtful receivables and advances	11.34	-
Provision for expected credit losses	79.07	324.90
Bad debts	173.07	-
Less : Transferred from Provision for Doubtful Debts	(173.07)	-
Doubtful advances written off	0.15	1.25
Less: Transferred from Provision for Doubtful Advances	(0.15)	(1.25)
Loss on plant, property and equipment disposed / discarded (net)	2.44	1.82
Miscellaneous expenses	350.09	245.33
Total	1,519.34	1,422.88

32 Earnings Per Share (EPS)	As at March 31, 2022	As at March 31, 2021
Profit after tax available for Equity Shareholders of the Parent Company (₹ in Lakhs)	2,271.08	2,408.80
Weighted Average Number of Equity Shares outstanding for computing Basic EPS	27,928,895	27,550,144
Add: Weighted average number of potential equity shares on account of employee stock options	329,870	540,342
Weighted Average Number of Equity Shares outstanding for computing Diluted EPS	28,258,766	28,090,486
Nominal value of Equity Shares (In ₹)	10.00	10.00
Basic Earnings Per Share (₹)	8.13	8.74
Diluted Earnings Per Share (₹)	8.04	8.58

Notes to Consolidated financial statements for the year ended March 31, 2022

		(₹ in Lakhs)	
33	Contingent Liabilities And Commitments	As at March 31, 2022	As at March 31, 2021
A)	Contingent Liabilities	-	-

Notes

- i) In previous years, the Parent Company has received Income Tax refunds of Rs. 1,894.74 Lakhs (including interest amount of Rs.740.81 Lakhs) towards Assessment years 1997-98, 1998-99 and 1999-00, pursuant to the favourable Order from Income Tax Appellate Tribunal. The Income Tax Department has filed an appeal against the said Order with the Hon'ble High Court, Bombay. However, the Parent Company has opted under Vivad se Viswas scheme-2020 and paid the applicable taxes. Hence the excess provision of Rs. 815.96 Lacs has been written back during the previous year.
- ii) The Parent Company's pending litigations comprise mainly claims against the Parent Company, proceedings pending with Tax and other Authorities. The Parent Company has reviewed all its pending litigations and proceedings and has made adequate provisions, wherever applicable, in its financial statements. The Parent Company does not reasonably expect the outcome of these proceedings to have a material impact on its financial statements.

(₹ in Lakhs)

B)	Commitments	As at March 31, 2022	As at March 31, 2021
	Estimated amount of contracts remaining to be executed on Capital Account and not provided for (net of advances)	-	-

34 Disclosure on Related Party Transactions**A) Names of related parties where control exists and description of relationship:****a) Key Management Personnel (KMP) :**

Mr. Ramasubramanian Sankaran - Executive Director
 Mr. Praveen Agarwal- Chief Financial Officer
 Ms. Sarita Leelaramani- Company Secretary
 Mr. Vish Tadimety - Non Executive Director in Parent Company
 Mr. Steven Jeske - Non Executive Director in Parent Company

b) Non-Executive and Independent Directors**Non-Executive directors**

Ms. Amogha Tadimety

Independent directors

Ms. Angela Cook Wilcox
 Dr. N.L. Sarda
 Mr. Marezban Padam Bharucha
 Mr. Shreepad Karmalkar
 Mr. Sudhir Joshi

Director of Spatialitics LLC- (USA)

Mr. Joseph Michael Vanek

Notes to Consolidated financial statements for the year ended March 31, 2022

B) Related party transactions with KMP's during the year:

(₹in Lakhs)

Particulars	For the year ended March 31, 2022	For the year ended March 31, 2021
Remuneration paid to*		
Mr.Vish Tadimety	285.70	284.54
Mr.Steven Jeske	214.27	213.41
Mr. Ramasubramanian Sankaran #	76.43	76.14
Mr. Praveen Agarwal	36.91	30.56
Ms. Sarita Leelaramani	15.42	12.20
Directors Sitting Fees and commission		
Mr. Vish Tadimety	1.80	2.60
Mr. Steven Jeske	1.60	2.20
Mr. Sudhir Joshi	3.00	3.60
Mr. M.P. Bharucha	1.00	0.60
Mr. N.L.Sarda	2.20	2.20
Mr. Shreepad karmalkar	0.60	0.40
Ms. Angela Cook Wilcox	0.20	0.80
Ms. Amoga Tadimety	1.80	1.80
Mr. Joseph Michael Vanek	0.80	2.00
Commission to Directors	12.00	16.68

C) Outstanding balances

(₹in Lakhs)

Particulars	As at March 31, 2022	As at March 31, 2021
Trade Payables*		
Mr. Vish Tadimety	12.13	11.70
Mr. Steven Jeske	9.09	8.77
Mr. Ramasubramanian Sankaran	6.22	5.20
Mr. Praveen Agarwal	1.57	1.42
Ms. Sarita Leelaramani	0.52	0.45
Director's commission payable	12.00	12.00

Notes to Consolidated financial statements for the year ended March 31, 2022

Guarantee by Director (to the extent of working capital facilities outstanding with bank)		
Mr. Ramasubramanian Sankaran	107.51	180.76

* The remuneration of directors and key executives is determined by the remuneration committee having regard to the performance of individuals and market trends.

Remuneration excludes taxable perquisites of ₹255.20 lakhs pertaining to ESOP issued during the year (Previous year Nil).

The above figures do not include provisions for compensated expenses, gratuity and premium paid for group health insurance as separate actuarial valuation/ premium paid are not available.

Notes:

- (i) All related party transactions entered during the year were in ordinary course of the business and are on arm's length basis.
- (ii) No amounts in respect of related parties have been written off / written back during the year, nor has any provision been made for doubtful debts / receivables during the year.
- (iii) Related party relationships have been identified by the management and relied upon by the Auditors.

35 Segment Reporting

The Group is engaged in the business of Information Technology Services and its operations are regularly reviewed by Chief Operating Decision Maker for assessment of Group's performance and resource allocation. Accordingly, the Group has only one business segment in accordance with the IND AS – 108 "Operating Segments".

36 DISCLOSURE PURSUANT TO IND AS - 19 "EMPLOYEE BENEFITS"**Defined Benefit Plan - Gratuity**

In accordance with the applicable laws, the Parent Company provides for gratuity, a defined benefit retirement plan ("The Gratuity Plan") covering eligible employees. The Gratuity Plan provides for a lump sum payment to vested employees on retirement (subject to completion of five years of continuous employment), death, incapacitation or termination of employment that are based on last drawn salary and tenure of employment. Liabilities with regard to the Gratuity Plan are determined by actuarial valuation on the reporting date and the Parent Company makes contribution to the gratuity fund administered by HDFC under Gratuity Scheme.

The disclosure in respect of the defined Gratuity Plan are given below:

A. Balance Sheet

(₹ in Lakhs)

Particulars	As at March 31, 2022	As at March 31, 2021
Present value of plan liabilities	(329.95)	(274.67)
Fair value of plan assets	262.26	169.11
Asset/(Liability) recognised	(67.69)	(105.56)

B. Movements in plan assets and plan liabilities

(₹ in Lakhs)

Particulars	Present value of obligations	Fair Value of Plan assets
As at April 1, 2021	274.67	169.11
Current service cost	27.11	-
Interest Cost/(Income)	18.95	11.67
Return on plan assets excluding amounts included in net finance income/cost	-	(0.41)

Notes to Consolidated financial statements for the year ended March 31, 2022

Actuarial (gain)/loss arising from changes in financial assumptions	12.27	-
Actuarial (gain)/loss arising from experience adjustments	35.06	-
Employer contributions	-	120.00
Benefit payments	(38.11)	(38.11)
As at March 31, 2022	329.95	262.26

(₹ in Lakhs)

Particulars	Present value of obligations	Fair Value of Plan assets
As at April 1, 2020	206.20	74.90
Current service cost	22.31	-
Interest Cost/(Income)	14.15	5.14
Return on plan assets excluding amounts included in net finance income/cost	-	(0.78)
Actuarial (gain)/loss arising from changes in financial assumptions	29.13	-
Actuarial (gain)/loss arising from experience adjustments	14.03	-
Employer contributions	-	101.00
Benefit payments	(11.15)	(11.15)
As at March 31, 2021	274.67	169.11

C. Statement of Profit and Loss

(₹ in Lakh)

Particulars	As at March 31, 2022	As at March 31, 2021
Employee Benefit Expenses:		
Current service cost	27.11	22.31
Interest cost/(income)	7.28	9.01
Total amount recognised in Statement of profit & loss	34.39	31.32
Remeasurement of the net defined benefit liability:		
Actuarial gains/(losses) arising from changes in demographic assumptions	-	-
Actuarial gains/(losses) arising from changes in financial assumptions	-	-
Actuarial gains/(losses) due to experience	47.34	43.16
Return on plan assets (excluding interest income)	0.41	0.78
Total amount recognised in Other Comprehensive Income	47.75	43.94

D. Assumptions

With the objective of presenting the plan assets and plan liabilities of the defined benefits plans at their fair value on the balance sheet, assumptions under Ind AS 19 are set by reference to market conditions at the valuation date.

The significant actuarial assumptions were as follows:

Particulars	As at March 31, 2022	As at March 31, 2021
Financial Assumptions		
Discount rate	7.27%	6.90%
Salary Escalation Rate	4.00%	3.25%

Notes to Consolidated financial statements for the year ended March 31, 2022

E. Sensitivity

The sensitivity of the overall plan liabilities to changes in the weighted key assumptions are:

Particulars	Impact on defined benefit obligation		
	Change in assumption	Increase in assumption (₹in lakhs)	Decrease in assumption (₹in lakhs)
Discount Rate	1.00%	(37.84)	45.51
Salary Escalation Rate	1.00%	40.80	(35.50)
Attrition Rate	1.00%	16.57	(18.98)

The sensitivity analyses above have been determined based on reasonably possible changes of the respective assumptions occurring at the end of the reporting period and may not be representative of the actual change. It is based on a change in the key assumption while holding all other assumptions constant. When calculating the sensitivity to the assumption, the same method used to calculate the liability recognised in the balance sheet has been applied. The methods and types of assumptions used in preparing the sensitivity analysis did not change compared with the previous period.

F. The defined benefit obligations shall mature after year end 31st March, 2022 as follows:

(₹in Lakhs)

Year ending March 31,	Defined benefit obligation
2023	14.27
2024	6.75
2025	7.10
2026	38.13
2027	7.22
Thereafter	943.67

ii) Compensated Absences: The Parent Company permits encashment of compensated absence accumulated by their employees on retirement, separation and during the course of service. The liability in respect of the Parent Company, for outstanding balance of leave at the balance sheet date is determined and provided on the basis of actuarial valuation as on March 31, 2022 performed by an independent actuary. The Parent Company doesn't maintain any plan assets to fund its obligation towards compensated absences.

The disclosure in respect of the defined Compensated Absences are given below:

(₹in Lakhs)

Particulars	For the Year ended March 31, 2022	For the Year ended March 31, 2021
Expenses recognised in Statement of Profit and Loss	102.07	79.10

(₹in Lakhs)

Particulars	For the Year ended March 31, 2022	For the Year ended March 31, 2021
Compensated absence liability recognized	172.57	147.26

37 Group as a Lessor

The Parent Company has leased its vacant premises under cancellable/non cancellable lease agreements. During the year ₹326.98 Lakhs (Previous Year ₹373.43.81 Lakhs) has been recognized as rent income in the Statement of Profit and Loss under head "Other Income".

Non cancellable contracts

(₹in Lakhs)

Particulars	As at March 31, 2022	As at March 31, 2021
Rent due within one year	-	17.26
Rent due in a period between one year and five years	-	-
Rent due after five years	-	-

Notes to Consolidated financial statements for the year ended March 31, 2022

Total Rental Income and expenses thereof:

(₹in Lakhs)

Particulars	For the year ended March 31, 2022	For the year ended March 31, 2021
Rental Income	326.98	373.43
Direct Operating Expenses	20.59	22.63
Depreciation	19.98	19.98
Net Income	286.41	330.82

Group as a Lessee

The Group does not have any material long term lease which have applicability of Ind-AS 116.

38 Corporate Social Responsibility Expenditure

(₹in Lakhs)

Particulars	For the year ended March 31, 2022	For the year ended March 31, 2021
a) Amount required to be spent as per Section 135 of Companies Act, 2013	19.23	14.51
b) Actual spent during the year		
Construction/acquisition of any asset	-	-
On purposes other than above	19.25	14.55
c) Excess /(Short) amount spent as per Section 135 of Companies Act, 2013		
Carried forward opening balance excess/(short)	-	-
Amount required to be spent during the year	19.23	14.55
Actual amount spent/incurred during the year	19.25	-
Carried forward Closing balance excess/(short)	(0.02)	-

d) Nature of CSR activities

- 1) Promoting education : Special Scholarship for Education of Girl students
- 2) Promoting education : Special Welfare Corpus Fund
- 3) Eradicating hunger and poverty : Distribution of Ration Kits for Elderly persons
- 4) Setting up home and hostels for women : Construction of girls hostel

e) Details of related party transactions in relation to CSR expenditure as per relevant Accounting Standard : NIL (Previous year-NIL)

39 Financial Risk Management

Financial risk management objectives and policies:

The Company's business activities exposed it to a variety of financial risks, namely liquidity risk, market risks and credit risk. The Company's Management has the overall responsibility for establishing and governing the Company's risk management framework.

Market risk is the risk of loss of future earnings, fair values or future cash flows that may result from a change in the price of a financial instrument. The value of a financial instrument may change as a result of changes in the interest rates, foreign currency exchange rates, equity prices and other market changes that affect market risk sensitive instruments. Market risk is attributable to all market risk sensitive financial instruments including investments and deposits, foreign currency receivables, payables and loans and borrowings.

Notes to Consolidated financial statements for the year ended March 31, 2022

Risk	Exposure arising from	Measurement	Management
Market Risk - Interest rate	Short-term borrowings at variable rates	Sensitivity analysis	Not significantly exposed to the interest rate risk
Market Risk - Foreign exchange	Financial assets and liabilities	Cash flow forecasting Sensitivity analysis	Hedging, Forex planning
Credit risk	Cash and cash equivalents, trade receivables, Investments, loans and other financial assets measured at fair /amortised cost.	Ageing analysis/ Credit ratings	Diversification in various class of assets, credit limits
Liquidity risk	Borrowings and other liabilities	Rolling cash flow forecasts	Availability of committed credit lines and borrowing facilities; working capital management

(A) Market Risk- Interest rate risk

Interest rate risk is the risk that the fair value of future cash flows of the financial instruments will fluctuate because of changes in market interest rates. The Group is having short term borrowings from banks.

(i) Exposure to interest rate risk - Financial liabilities

(₹ in Lakhs)

Particulars	As at March 31, 2022	As at March 31, 2021
Borrowings bearing variable rate of interest - Cash credits - short term in nature	107.51	550.02

Since, the Group is not significantly exposed to the interest rate risk as working capital facility are, as per contractual terms, primarily of short term in nature.

(B) Market Risk- Foreign currency risk.

Currency risk is the risk that the fair value or future cash flows of a financial instrument will fluctuate because of changes in foreign exchange rates. The Group has foreign currency trade receivables and is therefore exposed to foreign exchange risk. The exchange rates have been volatile in the recent years and may continue to be volatile in the future. Hence the operating results and financials of the Group may be impacted due to volatility of the rupee against foreign currencies.

Derivative Contracts and unhedged foreign currency exposure

Derivative contracts outstanding as at March 31, 2022

Particulars	As at March 31, 2022		As at March 31, 2021	
	In Foreign Currency-USD	Amount	In Foreign Currency-USD	Amount
Total foreign currency exposures - Receivables	2,300,000	1,766.09	2,100,000	1,575.76

Unhedged foreign currency exposure as at March 31, 2022

Particulars	As at March 31, 2022		As at March 31, 2021	
	In Foreign Currency-USD	Amount (₹ in Lakhs)	In Foreign Currency-USD	Amount (₹ in Lakhs)
Trade receivables	883,742	669.76	598,585	437.60
Cash and bank balances	466,634	353.65	1,196,655	874.81
Trade payables	(1,582,001)	(1,198.95)	(508,682)	(371.87)
Total	(231,625)	(175.54)	1,286,558	940.54

Notes to Consolidated financial statements for the year ended March 31, 2022

A change of 1% in Foreign currency would have following Impact on profit before tax

(₹in Lakhs)

Particulars	For the year ended March 31, 2022		For the year ended March 31, 2021	
	1% Increase	1% decrease	1% Increase	1% decrease
Increase / (decrease) in profit	(1.76)	1.76	9.41	(9.41)

(C) Credit risk

Credit risk arises from the possibility that the counter party may not be able to settle their obligations as agreed. The Group is exposed to credit risk from its operating activities (trade receivables) and from its financing activities including investments in mutual funds, deposits with banks and financial institutions and debentures and bonds, foreign exchange transactions and financial instruments.

To manage the credit risk from trade receivables, the Group periodically assess financial reliability of customers, taking into account the financial condition, current economic trends, and analysis of historical bad debts and ageing of accounts receivable. Individual risk limits are set accordingly. The Group considers the probability of default upon initial recognition of asset and whether there has been a significant increase in credit risk on an ongoing basis through each reporting period.

Credit risk from investments is managed by the Groups's treasury in accordance with the board approved policy and limits.

To assess whether there is a significant increase in credit risk the Group compares the risk of default occurring on asset as at the reporting date with the risk of default as at the date of initial recognition. It considers reasonable and supportive forwarding-looking information such as:

- Actual or expected significant adverse changes in business,
- Actual or expected significant changes in the operating results of the counterparty,
- Financial or economic conditions that are expected to cause a significant change to the counterparty's ability to meet its obligations,
- Significant increase in credit risk on other financial instruments of the same counterparty,
- Significant changes in the value of the collateral supporting the obligation or in the quality of the third-party guarantees

Ageing of Account receivables (Gross)

(₹in Lakhs)

Particulars	As at March 31, 2022	As at March 31, 2021
0-3 months	2,426.77	2,093.52
3-6 months	6.42	6.69
6 months to 12 months	0.57	2.70
beyond 12 months	785.48	1,015.11
Total	3,219.24	3,118.02

Movement in expected credit loss

(₹in Lakhs)

Particulars	As at March 31, 2022	As at March 31, 2021
Opening provision	620.09	295.19
Add:- Additional provision made	79.05	324.90
Less:- Provision write off/ reversed	-	-
Less:- Provision utilised against bad debts	(173.07)	-
Closing provisions *	526.07	620.09

Notes to Consolidated financial statements for the year ended March 31, 2022

The Group's exposure to credit risk is influenced mainly by the individual characteristic of each customer and the concentration of risk from the top few customers. Exposure to customers is diversified and there is 1 customer contributing more than 10% of outstanding trade receivables and unbilled revenues amounting to ₹2,470.24 Lakhs and ₹632.06 lakhs respectively (Previous Year ₹1,626.26 lakhs and ₹221.23 lakhs respectively).

*Includes ₹174.77 Lakhs (Previous Year 174.77 Lakhs) for which the Parent Company has filed cases for recovery with the Courts/Arbitrators.

(D) Liquidity Risk

Liquidity risk is defined as the risk that the Group will not be able to settle or meet its obligations on time, or at a reasonable price. The Group's treasury department is responsible for liquidity, funding as well as settlement management. In addition, processes and policies related such risk are overseen by senior management. Management monitors the Group's net liquidity position through rolling forecasts on the basis of expected cash flows. The Group's objective is to maintain at all times, optimum levels of liquidity to meet its obligations.

Financing arrangements

The Group had access to following undrawn Borrowing facilities at end of reporting period:

(₹in Lakhs)

Particulars	As at March 31, 2022	As at March 31, 2021
Variable Borrowing -Expires within 1 year	392.49	319.24

Maturity patterns of borrowings

(₹in Lakhs)

Particulars	As at March 31, 2022	As at March 31, 2021
0-1 years	107.51	550.02
more than 1 year	-	-
Total	107.51	550.02

Maturity patterns of other Financial Liabilities

a) Trade Payables

(₹in Lakhs)

Particulars	As at March 31, 2022	As at March 31, 2021
0-1 year	1,044.69	938.85
more than 1 year	-	-
Total	1,044.69	938.85

Other financial liabilities

(₹in Lakhs)

Particulars	As at March 31, 2022	As at March 31, 2021
0-1 year	67.01	68.19
more than 1 year	213.68	243.15
Total	280.69	311.34

40 Financial instruments

The fair values of the financial assets and liabilities are included at the amount at which the instrument could be exchanged in a current transaction between willing parties, other than in a forced or liquidation sale.

The following methods and assumptions are used to estimate the fair values:

1. Fair value of cash and short-term deposits, trade and other short term receivables, trade payables, other current liabilities, short term loans from banks and other financial institutions approximate their carrying amounts largely due to short term maturities of these instruments.

Notes to Consolidated financial statements for the year ended March 31, 2022

2. Financial instruments with fixed and variable interest rates are evaluated by the Group based on parameters such as interest rates and individual credit worthiness of the counterparty. Based on this evaluation, allowances are taken to account for expected losses of these receivables. Accordingly, fair value of such instruments is not materially different from their carrying amounts.

The Group uses the following hierarchy for determining and disclosing the fair value of financial instruments by valuation technique:

Level 1: quoted (unadjusted) prices in active markets for identical assets or liabilities.

Level 2 : other techniques for which all inputs which have a significant effect on the recorded fair value are observable, either directly or indirectly.

Level 3 : techniques which use inputs that have a significant effect on the recorded fair value that are not based on observable market data.

The carrying amounts and fair values of financial instruments by category are as follows:

a. Financial assets

Particulars	Instruments carried at fair value			Instruments carried at amortized cost				Total carrying amount (A+B)
	FVOCI (Equity instruments)	FVOCI (Other instruments)	FVTPL	At Cost	Total fair value (A)	Carrying amount (B)	Fair Value	
(₹ in lakhs)								
As at March 31, 2022								
Other investments	-	-	7,185.46	-	7,185.46	-	-	7,185.46
Trade receivables	-	-	-	-	-	2,693.17	2,693.17	2,693.17
Cash and Bank balances	-	-	-	-	-	1,236.08	1,236.08	1,236.08
Loans	-	-	-	-	-	1.44	1.44	1.44
Other financial assets	-	-	0.04	-	0.04	447.91	447.91	447.95
Total	-	-	7,185.50	-	7,185.50	4,378.60	4,378.60	11,564.10
As at March 31, 2021								
Other investments	-	-	4,277.40	-	4,277.40	-	-	4,277.40
Trade receivables	-	-	-	-	-	2,497.93	2,497.93	2,497.93
Cash and Bank balances	-	-	-	-	-	1,875.74	1,875.74	1,875.74
Loans	-	-	-	-	-	3.33	3.33	3.33
Other financial assets	-	-	15.54	-	15.54	443.79	443.79	459.33
Total	-	-	4,292.94	-	4,292.94	4,820.79	4,820.79	9,113.73

b. Financial liabilities

Particulars	Instruments carried at fair value		Instruments carried at amortized cost		Total carrying amount (A+B)
	FVTPL	Total carrying amount and fair value (A)	Carrying amount (B)	Fair value	
(₹ in Lakhs)					
As at March 31, 2022					
Borrowings	-	-	107.51	107.51	107.51
Trade payables	-	-	1,044.69	1,044.69	1,044.69
Other financial liabilities	-	-	280.69	-	280.69
Total	-	-	1,432.89	1,152.20	1,432.89

Notes to Consolidated financial statements for the year ended March 31, 2022

As at March 31, 2021					
Borrowings	-	-	550.02	550.02	550.02
Trade payables	-	-	938.85	938.85	938.85
Other financial liabilities	-	-	311.34	-	311.34
Total	-	-	1,800.21	1,488.87	1,800.21

The Management assessed that fair value of cash and cash equivalents, trade receivables, investments in term deposits, loans, other financial assets (except derivative financial instruments), trade payables, and other financial liabilities (except derivative financial instruments) is considered to be equal to the carrying amount of these items due to their short-term nature.

c. Fair value estimation

For financial instruments measured at fair value in the Balance Sheet, a three level fair value hierarchy is used that reflects the significance of inputs used in the measurements. The hierarchy gives the highest priority to unadjusted quoted prices in active markets for identical assets or liabilities (Level 1 measurements) and lowest priority to unobservable inputs (Level 3 measurements).

The categories used are as follows:

- Level 1: quoted prices for identical instruments
- Level 2: directly or indirectly observable market inputs, other than Level 1 inputs; and
- Level 3: inputs which are not based on observable market data.

For assets and liabilities which are carried at fair value, the classification of fair value calculations by category is summarised below:

	(₹ in Lakhs)			
	Level 1	Level 2	Level 3	Total
As at March 31, 2022				
Assets at fair value				
Investments in Mutual Funds	7,185.46	-	-	7,185.46
Derivative Financial Assets (forex contracts)	0.04	-	-	0.04
As at March 31, 2021				
Investments in Mutual Funds	4,277.40	-	-	4,277.40
Derivative Financial Assets (forex contracts)	15.54	-	-	15.54

Note - Mutual funds are valued using the Closing Net Asset Value

	(₹ in Lakhs)			
	Level 1	Level 2	Level 3	Total
Liabilities at fair value				
As at March 31, 2022				
Liabilities at fair value				
Derivative Financial Assets- (Forex Contract)	-	-	-	-
As at March 31, 2021				
Liabilities at fair value				
Derivative Financial Assets- (Forex Contract)	-	-	-	-

Notes to Consolidated financial statements for the year ended March 31, 2022

41 Income Taxes

a) Tax expense recognised in the Statement of Profit and Loss:

Particulars	(₹in Lakhs)	
	For the year ended March 31, 2022	For the year ended March 31, 2021
Current tax		
Current year	745.88	694.56
Adjustments for prior periods	(14.26)	(815.96)
Total current tax	731.62	(121.40)
Deferred tax		
Origination and reversal of temporary difference	(8.85)	(28.41)
Total deferred income tax expense/(credit)	(8.85)	(28.41)
Total income tax expense/(credit)	722.77	(149.81)

b) A reconciliation between the statutory income tax rate applicable to the Group and the effective income tax rate of the Company is as follows :

Reconciliation of effective tax rate	(₹in Lakhs)	
	For the year ended March 31, 2022	For the year ended March 31, 2021
Profit before taxation*	2,958.12	2,475.84
Enacted income tax rate	28.18%	26.88%
Tax at Income Tax Rate	833.71	665.54
Differences due to:		
Amount allowed for development of intangible assets	(132.78)	-
Tax expenses pertaining to earlier years	(14.26)	(815.96)
Others	36.10	0.61
Effective tax amount	722.77	(149.81)

*Deferred Tax Asset has not been recognised in respect of Spatialitics losses in the absence of future taxable profit in the foreseeable period.

Movement during the year ended March 31, 2022 and March 31, 2021

Particulars	As at April 01, 2020		As at March 31, 2021		₹in lakhs
	As at April 01, 2020	Credit/(charge) in statement of Profit and Loss	As at March 31, 2021	Credit/(charge) in statement of Profit and Loss	As at March 31, 2021
Deferred tax (assets)/liabilities					
Expenses allowable on payment basis and others	(185.27)	(67.92)	(253.19)	21.94	(231.25)
Amount allowed for development of intangible assets	118.86	22.38	141.24	(33.00)	108.24
On Property, plant & equipment	270.23	-	270.23	(13.93)	256.30
Long term capital loss	-	-	-		-
Fair value gains on financial instruments	21.02	14.00	35.02	18.84	53.86
Total	224.84	(31.54)	193.30	(6.15)	187.15

Notes to Consolidated financial statements for the year ended March 31, 2022

42 Capital risk management

(a) Risk management

The Group's objectives when managing capital are to

- ◀ safeguard their ability to continue as a going concern, so that they can continue to provide returns for shareholders and benefits for other stakeholders, and
- ◀ maintain an optimal capital structure to reduce the cost of capital

The Group will take appropriate steps in order to maintain, or if necessary adjust, its capital structure. In order to maintain or adjust the capital structure, the Group may adjust the amount of dividends paid to shareholders, return capital to shareholders, issue new shares.

The Group monitors capital using a gearing ratio being a ratio of net debt as a percentage of total capital.

(₹in Lakhs)

Particulars	As at March 31, 2022	As at March 31, 2021
Total equity attributable to equity shareholders of the Company	13,830.40	11,480.40
Net debt (Total borrowings less cash and bank balances)	-	-
Total capital (borrowings and equity)	13,830.40	11,480.40
Gearing ratio	0.00%	0.00%

(b) Dividends

(₹in Lakhs)

Dividend paid during the year	2021-22	2020-21
(i) Equity Shares		
Final dividend for the year ended March 31, 2021 of ₹1.00 Per share (March 31, 2020 - ₹1.00)	277.95	275.44
(ii) Dividends not recognised at the end of reporting period		
Since year end, the directors have recommended the payment of a final dividend of ₹1.50 per equity share (March 31, 2021 - ₹1.00)	422.61	276.36
The Proposed dividend is subject to the approval of shareholders in the ensuing annual general meeting.		

43 Employee Share Based payments

(a) Employee option plan

The Group's Employees' Stock Option Scheme - 2007, provides for issue of equity option in each financial year up to 5% (Previous Year 5%) of the outstanding fully paid-up equity capital of the Parent Company as on March 31, 2007 on to eligible employees, and the carry forward of un-allotted options in each of the financial years to the subsequent financial years for grant, in aggregate not exceeding 9,264,970 shares (Previous Year 9,264,970 shares). The Shareholders at their meeting held on September 30, 2014 passed a new ESOP plan 2014. Under new ESOP plan, the shareholders has permitted to grant 1,323,567 equity shares to the employees of the Parent Company and to the employees of wholly owned subsidiary viz. CyberTech Systems and Software Inc., USA. The scheme covers directors and the employees of the subsidiaries, apart from the employees and directors of the Parent Company except directors/ employees belonging to promoter group. The options vest in a phased manner over four years with 25% of the grants vesting at the end of each year from the date of grant and the same can be exercised within seven years from the date of the grant at the market price as on the date of the grant. One option is equal to one equity share.

Notes to Consolidated financial statements for the year ended March 31, 2022

Movement during the period:

The number and weighted average exercise prices (WAEP) of the options granted and movement during the period is as follows:

	March 31, 2022		March 31, 2021	
	Numer of options	WAEP ₹	Numer of options	WAEP ₹
Opening balance	1,049,000	38.80	1,332,500	37.76
Add: Granted during the year	-	-	-	-
Less: Exercised during the year	575,200	40.39	83,500	27.80
Less: Forfeited/lapsed during the year	50,000	36.10	200,000	38.06
Closing balance	423,800	36.96	1,049,000	38.80

The following table summarises information about outstanding stock options:

As at March 31, 2022

Range of Exercise price	Number of shares arising out of Options	Weighted average remaining life (in years)	Weighted average exercise price (in ₹)
Rs. 16 - Rs. 45	323,800	Less than 1 year	33.67
Rs. 46 - Rs. 60	100,000	4	47.60

As at March 31, 2021

Range of Exercise price	Number of shares arising out of Options	Weighted average remaining life (in years)	Weighted average exercise price (in ₹)
Rs. 16 - Rs. 45	899,000	2	36.84
Rs. 46 - Rs. 60	150,000	5	50.58

(b) Expense arising from share based payment transactions

₹in lakhs

	March 31, 2022	March 31, 2021
Employee stock option	11.87	12.30
Total employee share-based payment expense	11.87	12.30

- 44 The Group has considered the possible impact of Covid 19 that may impact the carrying amounts of receivables including unbilled receivables and intangible assets. In making assumptions and estimates relating to the uncertainties in relation to the recoverable amounts, the Group has interalia considered subsequent events, internal and external information and evaluated economic conditions up to the date of approval of these financial statements. The impact of the global health pandemic may be different from that estimated as at the date of approval of these financial statements and the Group, however, does not anticipate any material financial or operational issues in the short term as well as on a long term basis.
- 45 The Group is yet to receive balance confirmations in respect of certain trade receivables and trade payables. The Management does not expect any material difference affecting the current year's financial statements due to the same.

Notes to Consolidated financial statements for the year ended March 31, 2022

- 46** The Parent Company has invested Rs.802.50 lakhs (Previous Year Rs.426.97 lakhs) in its Wholly Owned Subsidiary viz. Spatialitics LLC., USA, which has accumulated losses of Rs.1040.90 lakhs (Previous Year Rs.773.09 lakhs) as at the year end. However, being a long term and strategic investment, there is a reasonable certainty that there will be no diminution in the value of these investments, and therefore, no provisioning has been considered necessary.
- 47** The Code on Social Security, 2020 ('Code') relating to employee benefits during employment and post-employment benefits has been published in the Gazette of India. However, the date on which the Code will come into effect has not been notified. The Company will assess the impact of the Code and recognise the same when the Code becomes effective.

48 FINANCIAL RATIOS

Sr. No	Particulars	Current year numerator	Current year denominator	2021-22	2020-21	% variance	Reason for Variance
1	Current Ratio (In Times)	Current Assets	Current Liabilities	5.52	3.74	47.67%	Increase in investments
2	Debt-Equity Ratio (In Times)	Total Debt	Shareholders' Equity	0.01	0.05	-83.77%	Debts repaid during the year
3	Debt Service Coverage Ratio (in Times)	Earnings available for debt service	Debt services	30.10	5.08	492.43%	increase in profit before tax and debt repaid during the year
4	Return on Equity Ratio (in %)	Net Profits after taxes	Average Shareholders Equity	17.95%	23.06%	-22.18%	
5	Trade Receivables turnover ratio (in times)	Revenue from operations	Average Trade receivables	5.35	4.04	32.31%	increase in trade receivable cycle
6	Trade payables turnover ratio (in times)	Net Purchase	Average Trade payables	0.94	0.56	69.09%	increase in trade payable cycle
7	Net capital turnover ratio (in Times)	Revenue from operations	Average Working capital	1.77	2.47	-28.32%	increase in working capital due to short term investments
8	Net profit ratio in %)	Profit after Tax	Total Income	15.27%	19.30%	-20.92%	
9	Return on Capital employed (in %)	Earnings before interest and tax	Average Capital Employed	23.90%	22.07%	8.31%	
10	Return on investment (in %)	Profit generated on investment	Average investment	1.16%	8.29%	-85.96%	high volatility in debt market

49 Note on other Statutory information:

- i) The Parent Company does not have any benami property, where any proceeding has been initiated or pending against the Parent Company for holding any benami property.
- ii) The Parent Company does not have any transactions with companies struck off.
- iii) The Parent Company does not have any charges or satisfaction which is yet to be registered with ROC beyond the statutory period.
- iv) The Parent Company has not traded or invested in Crypto currency or Virtual Currency during the financial year.



Notes to Consolidated financial statements for the year ended March 31, 2022

- v) The Parent Company has not advanced or loaned or invested funds to any other person(s) or entity(ies), including foreign entities (Intermediaries) with the understanding that the Intermediary shall directly or indirectly lend or invest in other persons or entities identified in any manner whatsoever by or on behalf of the Parent Company (ultimate beneficiaries) or b) provide any guarantee, security or the like to or on behalf of the ultimate beneficiaries
- vi) The Parent Company has not received any fund from any person(s) or entity(ies), including foreign entities (funding party) with the understanding (whether recorded in writing or otherwise) that the Parent Company shall: a) directly or indirectly lend or invest in other persons or entities identified in any manner whatsoever by or on behalf of the funding party (ultimate beneficiaries) or b) provide any guarantee, security or the like on behalf of the ultimate beneficiaries.
- vii) The Parent Company does not have any such transaction which is not recorded in the books of accounts that has been surrendered or disclosed as income during the year in the tax assessments under the Income Tax Act, 1961 (such as, search or survey or any other relevant provisions of the Income Tax Act, 1961.
- viii) The Parent Company has complied with the number of layers prescribed under Clause (87) of Section 2 of the Act read with the Companies (Restriction on number of Layers) Rules, 2017.
- ix) The quarterly returns or statements of current assets filed by the Parent Company with banks or financial institutions are in agreement with the books of accounts.
- x) The Parent Company is not declared wilful defaulter by and bank or financial institution or lender during the year.
- 50** The previous year's figures have been regrouped/re-classified wherever required to conform to current year's classification.
- 51** The Consolidated financial statements were approved for issue by the Board of Directors on May 4, 2022.

Signatures to notes 1-51

For and on behalf of the Board of Directors

Sd/-
Ramasubramanian Sankaran
Executive Director
DIN: 05350841

Sd/-
Sudhir Joshi
Director
DIN: 00349597

Sd/-
Praveen Agarwal
Chief Financial Officer

Sd/-
Sarita Leelaramani
Company Secretary
M. No. A35587

Place : Thane
Date : May 04, 2022



FINANCIAL STATEMENTS
F. Y. 2021-22

BOARD'S REPORT

**To the Shareholders of
CyberTech Systems and Software, Inc. (USA)**

Your Directors have pleasure in presenting this Annual Report on the business and operations of your Company together with the Audited Accounts of the Company for the year ended March 31, 2022.

COMPANY FINANCIAL RESULTS:

(Amt in US Dollars)

Particulars	2021-22	2020-21
Gross Revenue	17,923,708	14,981,485
Profit before Interest & Depreciation	2,847,104	2,194,106
Interest	8,348	14,846
Depreciation	198,048	139,290
Profit/(Loss) before tax	2,640,708	2,039,970
Current Tax	542,914	571,827
Profit after tax	2,097,794	1,468,144
Profit/(Loss) b/f from previous year	836,061	(632,083)
Balance to be carried forward	2,933,855	836,061

REVIEW OF COMPANY'S OPERATIONS AND PERFORMANCE:

Operations of the Company are integrated with its parent company viz., CyberTech Systems and Software Limited. The Company operates as its parent company's sales front end, servicing the combined Company's customers in the United States and promoting offshore support and development services. The Company focuses on customer facing and business development activities including pre-sales, marketing, sales and onsite project/program management activities.

During the year under review, your Company, CyberTech Systems and Software, Inc., has made a Profit of US\$2,097,795 on the revenue of US\$17,923,709. The Company continues to see steady growth from US which grew approximately 42.89 % on year-on-year basis in FY22.

The Company's partnership with SAP continued to strengthen over the year as CyberTech Inc. continued the association with the SAP Migration Factory on a number of HANA Migration initiatives with clients from different parts of the world. The Company also added a new logo to our SAP Cloud clientele delivering a SuccessFactors implementation. This is a testimonial of CyberTech Inc.'s deep expertise in next-gen SAP cloud solutions.

Managed ArcGIS Cloud Services continued to maintain the growth momentum. One of the clients, a large US healthcare provider, extended their contract with a significant increase in the scope and value of the engagement. This speaks for the value that the clients are realizing through the Company's unparalleled depth in GIS experience, cloud security and web scale complex systems. CyberTech Inc.'s focus on this area and go to market penetration with the partners remains unabated.

CyberTech Inc. is confident that the growth momentum and the margin resilience observed shall continue moving forward and our focus is to add value to our customers driven by our next-gen products and solutions offerings through subscription sales.

THE BOARD:

Currently the Board of Directors of CyberTech Systems and Software, Inc. comprises of Mr. Vish Tadimety, Director and Chairman of the Company; Mr. Steven Jeske, Director; and Mr. Sudhir Joshi, Independent Director of the Company.

Registered Office

1301, West 22nd Street,
Suite 308, Oak Brook,
IL 60523, USA.

For and on behalf of the Board of Directors

Sd/-
Vish Tadimety
Chairman

Place : Trevese, PA, USA
Date : May 02, 2022

INDEPENDENT AUDITOR'S REPORT

To the Board of Directors of CYBERTECH SYSTEMS & SOFTWARE INC. (USA)

Report on the Audit of Financial Statements

Opinion

We have audited the accompanying financial statements of **CYBERTECH SYSTEMS & SOFTWARE INC. (USA)** ("the Company"), which comprise the Balance Sheet as at 31st March, 2022, the Statement of Profit and Loss (including Other Comprehensive Income), the Statement of Changes in Equity and Statement of Cash Flow for the year then ended, and a summary of the significant accounting policies and other explanatory information.

In our opinion and to the best of our information and according to the explanations given to us, the aforesaid financial statements give the information required by the Companies Act ("the Act"), in the manner so required and give a true and fair view in conformity with the Indian Accounting Standards prescribed under Section 133 of the Act read with Companies (Indian Accounting Standards) Rules, 2015, as amended, ("Ind AS") and other accounting principles generally accepted in India, of the state of affairs of the Company as at 31st March, 2022 and its profit (including other comprehensive income), changes in equity and cash flows for the year ended on that date.

Basis for Opinion

We conducted our audit in accordance with the Standards on Auditing (SAs) specified under Section 143(10) of the Act. Our responsibilities under those Standards are further described in the Auditor's Responsibilities for the Audit of the Financial Statements section of our report. We are independent of the Company in accordance with the Code of Ethics issued by the Institute of Chartered Accountants of India (ICAI) together with the ethical requirements that are relevant to our audit of the financial statements under the provisions of the Act and the Rules made thereunder, and we have fulfilled our other ethical responsibilities in accordance with these requirements and the Code of Ethics.

We believe that the audit evidence we have obtained is sufficient and appropriate to provide a basis for our audit opinion on the financial statements.

Responsibilities of Management and those charged with Governance for the Financial Statements

The Company's Board of Directors is responsible for the matters stated in Section 134 (5) of the Act with respect to the preparation of these financial statements that give a true and fair view of the financial position, financial performance (including other comprehensive income), changes in equity and cash flows of the Company in accordance with the accounting principles generally accepted in India, including the Indian Accounting Standards (Ind AS) prescribed under Section 133 of the Act and relevant rules thereunder.

This responsibility also includes maintenance of adequate accounting records in accordance with the provisions of the Act for safeguarding of the assets of the Company and for preventing and detecting frauds and other irregularities; selection and application of appropriate accounting policies; making judgments and estimates that are reasonable and prudent; and design, implementation and maintenance of adequate internal financial controls, that were operating effectively for ensuring the accuracy and completeness of the accounting records, relevant to the preparation and presentation of the financial statements that give a true and fair view and are free from material misstatement, whether due to fraud or error.

In preparing the financial statements, the Management is responsible for assessing the Company's ability to continue as a going concern, disclosing, as applicable, matters related to going concern and using the going concern basis of accounting unless management either intends to liquidate the Company or to cease operations, or has no realistic alternative but to do so.

The Board of Directors is also responsible for overseeing the Company's financial reporting process.

Auditor's Responsibilities for the Audit of the Financial Statements

Our objectives are to obtain reasonable assurance about whether the financial statements are free from material misstatement, whether due to fraud or error, and to issue an auditor's report that includes our opinion. Reasonable assurance is a high level of assurance but is not a guarantee that an audit conducted in accordance with SAs will always detect a material misstatement when it exists.

Misstatements can arise from fraud or error and are considered material if, individually or in the aggregate, they could reasonably be expected to influence the economic decisions of users taken on the basis of these financial statements.

As part of an audit in accordance with SAs, we exercise professional judgment and maintain professional skepticism throughout the audit. We also:

- Identify and assess the risks of material misstatement of the financial statements, whether due to fraud or error, design and perform audit procedures responsive to those risks, and obtain audit evidence that is sufficient and appropriate to provide a basis for our opinion. The risk of not detecting a material misstatement resulting from fraud is higher than for one resulting from error, as fraud may involve collusion, forgery, intentional omissions, misrepresentations, or the override of internal control.
- Obtain an understanding of internal control relevant to the audit in order to design audit procedures that are appropriate in the circumstances.
- Evaluate the appropriateness of accounting policies used and the reasonableness of accounting estimates and related disclosures made by the management.

- Conclude on the appropriateness of Management's use of the going concern basis of accounting and, based on the audit evidence obtained, whether a material uncertainty exists related to events or conditions that may cast significant doubt on the entity's ability to continue as a going concern. If we conclude that a material uncertainty exists, we are required to draw attention in our auditor's report to the related disclosures in the financial statements or, if such disclosures are inadequate, to modify our opinion. Our conclusions are based on the audit evidence obtained up to the date of our auditor's report. However, future events or conditions may cause the entity to cease to continue as a going concern.
- Evaluate the overall presentation, structure and content of the financial statements, including the disclosures, and whether the financial statements represent the underlying transactions and events in a manner that achieves fair presentation.

Materiality is the magnitude of misstatements in the financial statements that individually or in aggregate makes it probable that the economic decisions of a reasonably knowledgeable user of the financial statements may be influenced. We consider quantitative materiality and qualitative factors in (i) planning the scope of our audit work and in evaluating the results of our work and (ii) to evaluate the effect of any identified misstatements in the financial statements.

We communicate with those charged with governance regarding, among other matters, the planned scope and timing of the audit and significant audit findings, including any significant deficiencies in internal control that we identify during our audit.

We also provide those charged with governance with a statement that we have complied with relevant ethical requirements regarding independence, and to communicate with them all relationships and other matters that may reasonably be thought to bear on our independence, and where applicable, related safeguards.

Other Matters:

The audit report has been prepared for the purpose of enabling Parent Company's financial reporting requirement under the Act and should not be used for purposes other than that which it is meant for.

For LODHA & CO.
Chartered Accountants
Firm Registration No: 301051E

Sd/-
R. P. Baradiya
Partner
Membership No. 44101
UDIN: 22044101AJBVCM5973

Place : Mumbai
Date : May 02, 2022

Standalone Balance Sheet as at March 31, 2022

Particulars	Note	As at		As at	
		March 31, 2022		March 31, 2021	
		US Dollars	₹(In Lakhs)	US Dollars	₹(In Lakhs)
I. ASSETS					
1 Non-current assets					
Property, plant and equipment	2	23,466	17.78	11,334	8.29
Right of Use (Assets)	3	144,668	109.64	192,884	141.01
Intangible assets	4	338,997	256.92	479,273	350.37
Financial assets					
Security deposit	5	17,898	13.56	19,976	14.60
Total non-current assets		525,029	397.90	703,467	514.27
2 Current assets					
Financial assets					
Investments	6	6,816,620	5,166.11	3,860,535	2,822.24
Trade receivables	7	3,118,742	2,363.60	2,681,622	1,960.40
Cash and cash equivalents	8	351,316	266.25	812,721	594.14
Other current financial assets	9	225,971	171.26	645,746	472.08
Current Tax Assets (net)	10	33,422	25.33	50,577	36.97
Other current assets	11	127,684	96.77	88,886	64.98
Total current assets		10,673,755	8,089.32	8,140,087	5,950.81
Total assets		11,198,784	8,487.22	8,843,554	6,465.08

Particulars	Note	As at March 31, 2022		As at March 31, 2021	
		US Dollars	₹(In Lakhs)	US Dollars	₹(In Lakhs)
II EQUITY AND LIABILITIES					
1 Equity					
Equity share capital	12	1,515,850	1,148.81	1,515,850	1,108.16
Other equity	13	4,503,005	3,412.69	2,405,211	1,758.33
Total equity		6,018,855	4,561.50	3,921,061	2,866.49
2 Liabilities					
Non-Current liabilities					
Financial liabilities					
Lease Liabilities	14	111,817	84.74	162,770	118.99
Deferred tax liabilities (Net)	25	79,211	60.03	123,561	90.33
Total Non current liabilities		191,028	144.77	286,331	209.32
Current liabilities					
Financial liabilities					
Borrowings	15	-	-	505,100	369.25
Trade payables	16				
-Total outstanding dues of micro enterprises and small enterprises		-	-	-	-
-Total outstanding dues of creditors other than micro enterprises and small enterprises		4,739,768	3,592.14	3,647,933	2,666.83
Lease liabilities	14	51,026	38.67	43,387	31.72
Other financial liabilities	17	-	-	4,630	3.38
Other current liabilities	18	198,107	150.14	435,112	318.09
Total current liabilities		4,988,901	3,780.95	4,636,162	3,389.27
Total equity and liabilities		11,198,784	8,487.22	8,843,554	6,465.08
Significant Accounting Policies	1B				
The accompanying notes are an integral part of the standalone financial statements					

As per our report of even date

For **LODHA & CO.**
Chartered Accountants
Firm Registration Number - 301051E

For and on behalf of the Board of Directors

Sd/-
R.P. Baradiya
Partner
Membership No. 44101

Sd/-
Steven Jeske
Director

Place : Mumbai
Date : May 2, 2022

Place : Oakbrook, IL, USA
Date : May 2, 2022

Standalone Statement of Profit and Loss for the year ended March 31, 2022

Particulars	Note	For the year ended March 31, 2022		For the year ended March 31, 2021	
		US Dollars	₹(In Lakhs)	US Dollars	₹(In Lakhs)
I Revenue from operations	19	17,412,768	12,955.10	14,782,048	10,953.50
II Other income	20	510,940	380.14	199,437	147.78
III Total income (I + II)		17,923,708	13,335.24	14,981,485	11,101.28
IV Expenses					
Cost of hardware/software package for service delivery and outsourced project cost		10,204,587	7,592.21	8,588,706	6,364.23
Employee benefits expense	21	4,054,006	3,016.19	3,681,091	2,727.69
Finance Costs	22	8,348	6.21	14,846	11.00
Depreciation and amortisation expense	23	198,048	147.35	139,290	103.21
Other expenses	24	818,011	608.59	517,582	383.53
Total expenses (IV)		15,283,000	11,370.55	12,941,515	9,589.66
V Profit before tax		2,640,708	1,964.69	2,039,970	1,511.62
VI Tax expense					
Current tax	25	607,100	451.68	569,606	422.08
Deferred tax	25	(44,350)	(33.00)	2,221	1.65
Taxation adjustment for earlier years		(19,836)	(14.76)	-	-
		542,914	403.92	571,827	423.73
VII Profit for the year (V - VI)		2,097,794	1,560.77	1,468,143	1,087.89
VIII Other Comprehensive Income					
Items that will not be reclassified to profit or loss - Gain/(Loss)					
Remeasurement of defined employee benefit plans		-	-	-	-
Income tax relating to items that will not be reclassified to profit or loss		-	-	-	-
Other Comprehensive Income for the year (VIII)		-	-	-	-
IX Total Comprehensive Income for the year (VII - VIII)		2,097,794	1,560.77	1,468,143	1,087.89
X Earnings per equity share:					
Basic & Diluted	26	1.38	102.96	0.97	71.77
Significant Accounting Policies	1B				
The accompanying notes are an integral part of the standalone financial statements.					

As per our report of even date

For **LODHA & CO.**
Chartered Accountants
Firm Registration Number - 301051E

Sd/-
R.P. Baradiya
Partner
Membership No. 44101

Place : Mumbai
Date : May 2, 2022

For and on behalf of the Board of Directors

Sd/-
Steven Jeske
Director

Place : Oakbrook, IL, USA
Date : May 2, 2022

Standalone Statement of Cash Flows for the year ended March 31, 2022

Particulars	For the year ended March 31, 2022		For the year ended March 31, 2021	
	US Dollars	₹(In Lakhs)	US Dollars	₹(In Lakhs)
A. Cash flow from operating activities				
Profit before tax	2,640,708	1,964.69	2,039,970	1,511.62
Adjustments for:				
Depreciation and amortisation expense	198,048	147.35	139,290	103.21
Interest income	(225)	(0.17)	(1,475)	(1.09)
Dividend income	(985)	(0.73)	(2,041)	(1.51)
Finance costs	8,348	6.21	14,846	11.00
Sundry credit balances written back	(509,730)	(379.24)	(195,921)	(145.18)
Unrealised foreign exchange gain	-	274.74	-	(93.60)
Operating profit before working capital changes	2,336,164	2,012.85	1,994,669	1,384.45
Adjustments for:				
(Increase) in trade receivables	(437,120)	(403.20)	(174,067)	(63.18)
Decrease in other receivables	383,055	270.07	16,254	31.58
Increase in trade and other payables	1,336,452	1,121.00	758,653	644.75
Cash generated from operations	3,618,551	3,000.72	2,595,509	1,997.60
Direct taxes paid (net)	(589,945)	(437.15)	(488,000)	(346.72)
Net cash generated from operating activities (A)	3,028,606	2,563.57	2,107,509	1,650.88
B. Cash flow from investing activities				
Purchase of property, plant & equipment (including capital work-in-progress, intangible assets and intangible assets under development)	(21,688)	(173.03)	(8,256)	(169.03)
Investment in Money Market fund	(2,956,085)	(2,343.87)	(2,602,041)	(1,870.06)
Dividend received	985	0.73	2,041	1.51
Interest received	225	0.17	1,475	1.09
Finance cost	(8,348)	(6.21)		
Net cash used in investing activities (B)	(2,984,911)	(2,522.21)	(2,606,781)	(2,036.49)
C. Cash flow from financing activities				
(Repayment)/Proceeds of short-term borrowings	(505,100)	(369.25)	505,100	369.25
Net cash used in financing activities (C)	(505,100)	(369.25)	505,100	369.25
Net Increase/(decrease) in cash & cash equivalents (A + B + C)	(461,405)	(327.89)	5,828	(16.36)
Cash & cash equivalents - Opening	812,721	594.14	806,893	610.50
Cash & cash equivalents - Closing	351,316	266.25	812,721	594.14

Significant Accounting Policies

1B

The accompanying notes are an integral part of the standalone financial statements.

As per our report of even date

For **LODHA & CO.**
 Chartered Accountants
 Firm Registration Number - 301051E

Sd/-
R.P. Baradiya
 Partner
 Membership No. 44101

Place : Mumbai
 Date : May 2, 2022

For and on behalf of the Board of Directors

Sd/-
Steven Jeske
 Director

Place : Oakbrook, IL, USA
 Date : May 2, 2022

Standalone Statement of Changes in Equity for the year ended March 31, 2022

(A) Equity Share Capital

	US Dollars	₹(In Lakhs)
Balance as at April 1, 2020	1,515,850	1,146.89
Changes in share capital during the year	-	(38.73)
Balance as at March 31, 2021	1,515,850	1,108.16
Changes in share capital during the year	-	40.65
Balance as at March 31, 2022	1,515,850	1,148.81

(B) Other Equity

Particulars	Securities premium		Retained earnings		Foreign currency translation reserve	Total	
	US Dollars	₹(In Lakhs)	US Dollars	₹(In Lakhs)	₹(In Lakhs)	US Dollars	₹(In Lakhs)
Balance as at March 31, 2020	1,569,150	1,187.22	(632,083)	16.52	(494.77)	937,067	708.97
Profit for the year	-	-	1,468,144	1,087.89	-	1,468,144	1,087.89
Foreign Currency Reinstatement	-	(40.09)	-	-	1.56	-	(38.53)
Balance as at March 31, 2021	1,569,150	1,147.13	836,061	1,104.41	(493.21)	2,405,211	1,758.33
Profit for the year	-	-	2,097,794	1,560.77	-	2,097,794	1,560.77
Foreign Currency Reinstatement	-	42.09	-	-	51.50	-	93.59
Balance as at March 31, 2022	1,569,150	1,147.13	2,933,855	2,665.18	(441.71)	4,503,005	3,412.69

Significant accounting policies 1B

The accompanying notes are an integral part of the Standalone financial statements.

As per our report of even date

For **LODHA & CO.**
Chartered Accountants
Firm Registration Number - 301051E

Sd/-
R.P. Baradiya
Partner
Membership No. 44101

Place : Mumbai
Date : May 2, 2022

For and on behalf of the Board of Directors

Sd/-
Steven Jeske
Director

Place : Oakbrook, IL, USA
Date : May 2, 2022

Notes to financial statements for the year ended March 31, 2022

'NOTE '1'

A. CORPORATE INFORMATION

Cybertech Systems and Software Inc. (the 'Company') was incorporated on June 12, 2003 in the State of Delaware USA. The Company is a wholly owned subsidiary of its Parent Company " CyberTech Systems and Software Limited, India". The Company provides Information Technology and Software Development Services to customers primarily in USA with focus on next-generation geospatial, networking and enterprise IT solutions. The Company offers services that span across all major industries including government, education, utilities, public safety & homeland security, technology, telecom, retail, healthcare, and manufacturing. The Company is focused on delivering its development and support projects in USA

The Company is a incorporated and domiciled in USA and has its registered office in Oakbrook, IL, USA.

B. SIGNIFICANT ACCOUNTING POLICIES

1. Basis of preparation of financial statements:

These financial statements have been prepared in accordance with the Indian Accounting Standards (hereinafter referred to as the 'Ind AS') as notified by Ministry of Corporate Affairs pursuant to Section 133 of the Indian Companies Act, 2013 ('the Act') read with the Companies (Indian Accounting standards) Rules, 2015 as amended from time to time and other related provisions of the Act.

The financial statements of the Company are prepared on the accrual basis of accounting and historical cost convention except for the following material items that has been measured at fair value as required by the relevant Ind AS:

- Certain financial assets and liabilities are measured at Fair value

The accounting policies are applied consistently to all the periods presented in the financial statements. All assets and liabilities have been classified as current or non current as per the Company's normal operating cycle and other criteria set out in the Schedule III to the Companies Act, 2013.

The financial statements are presented in US Dollar & Indian Rupee (INR).

2. Use of Estimates and judgments:

The preparation of the financial statements requires the Management to make, judgments, estimates and assumptions that affect the reported amounts of assets and liabilities, disclosure of contingent liabilities as at the date of the financial statements and the reported amounts of revenue and expenses during the reporting period. The recognition, measurement, classification or disclosure of an item or information in the financial statements is made relying on these estimates. The estimates and judgements used in the preparation of the financial statements are continuously evaluated by the management and are based on historical experience and various other assumptions and factors (including expectations of future events) that the management believes to be reasonable under the existing circumstances. Actual results may differ from those estimates. Any revision to accounting estimates is recognised prospectively in current and future periods.

Critical accounting judgements and key source of estimation uncertainty

The Company is required to make judgements, estimates and assumptions about the carrying amount of assets and liabilities that are not readily apparent from other sources. The estimates and associated assumptions are based on historical experience and other factors that are considered to be relevant. The estimates and underlying assumptions are reviewed on an on-going basis.

3. Property, plant and equipment (PPE)

Property, plant and equipment is stated at acquisition cost net of accumulated depreciation and accumulated impairment losses, if any.

The cost of an item of property, plant and equipment comprises its purchase price, including import duties and non-refundable purchase taxes, after deducting trade discounts and rebates, any directly attributable costs of bringing the asset to its working condition for its intended use and estimated costs of dismantling and removing the item and restoring the item and restoring the site on which it is located.

If significant parts of an item of property, plant and equipment have different useful lives, then they are accounted for as separate items (major components) of property, plant and equipment. Subsequent costs are included in the assets carrying amount or recognized as a separate asset, as appropriate only if it is probable that the future economic benefits associated with the item will flow to the Company and that the cost of the item can be reliably measured.

Gains and losses on disposals are determined by comparing proceeds with carrying amount. These are included in the Statement of Profit and Loss

Property, plant and equipment which are not ready for intended use as on the date of Balance Sheet are disclosed as "Capital work-in-progress".

Notes to financial statements for the year ended March 31, 2022

4. Intangible assets and intangible assets under development

Intangible assets are stated at cost less accumulated amortisation and impairment.

Intangible assets are amortised over their estimated useful life on a straight line basis as follows:

Type of Asset : Computer software

Useful life: 4 years

Intangible assets under development comprises of capitalisation of Payroll costs of those employees directly associated with Software Development.

5. Depreciation and amortisation:

(a) Property plant and equipment (PPE)

Depreciation is provided on a pro-rata basis on the straight line method based on estimated useful life prescribed under Schedule II of the Act.

The residual values, useful lives and method of depreciation of property, plant and equipment is reviewed at each financial year end and adjusted prospectively, if appropriate.

(b) Intangible assets

The useful lives of intangible assets are assessed as either finite or indefinite. Finite-life intangible assets are amortised on a straight-line basis over the period of their expected useful lives. The amortisation period and the amortisation method for finite life intangible assets is reviewed at each financial year end and adjusted prospectively, if appropriate. For indefinite life intangible assets, the assessment of indefinite life is reviewed annually to determine whether it continues, if not, it is impaired or changed prospectively basis revised estimates.

(c) Impairment

Property, plant and equipment are evaluated for recoverability whenever events or changes in circumstances indicate that their carrying amounts may not be recoverable. For the purpose of impairment testing, the recoverable amount (i.e. the higher of the fair value less cost to sell and the value-in-use) is determined on an individual asset basis unless the asset does not generate cash flows that are largely independent of those from other assets. In such cases, the recoverable amount is determined for the Cash Generating Unit (CGU) to which the asset belongs. If such assets are considered to be impaired, the impairment to be recognized in the Statement of Profit and Loss is measured by the amount by which the carrying value of the assets exceeds the estimated recoverable amount of the asset. An impairment loss is reversed in the Statement of Profit and Loss if there has been a change in the estimates used to determine the recoverable amount. The carrying amount of the asset is increased to its revised recoverable amount, provided that this amount does not exceed the carrying amount that would have been determined (net of any accumulated depreciation) had no impairment loss been recognized for the asset in prior years.

6. Financial Instruments:

Financial assets - Initial recognition:

Financial assets are recognised when the Company becomes a party to the contractual provisions of the instruments. On initial recognition, a financial asset is recognised at fair value, in case of Financial assets which are recognised at fair value through profit and loss (FVTPL), its transaction cost are recognised in the statement of profit and loss. In other cases, the transaction cost are attributed to the acquisition value of the financial asset.

Subsequent measurement:

Financial assets are subsequently classified as measured at:

- amortised cost
- fair value through profit & loss (FVTPL)
- fair value through other comprehensive income (FVTOCI)

The above classification is being determined considering the:

- (a) the entity's business model for managing the financial assets and
- (b) the contractual cash flow characteristics of the financial asset.

Financial assets are not reclassified subsequent to their recognition, except if and in the period the group changes its business model for managing financial assets.

Notes to financial statements for the year ended March 31, 2022

(i) Measured at amortised cost:

Financial assets are subsequently measured at amortised cost, if these financial assets are held within a business module whose objective is to hold these assets in order to collect contractual cash flows and the contractual terms of the financial asset give rise on specified date to cash flows that are solely payments of principal and interest on the principal amount outstanding.

(ii) Measured at fair value through other comprehensive income (FVTOCI):

Financial assets are measured at FVTOCI, if these financial assets are held within a business model whose objective is achieved by both collecting contractual cash flows that give rise on specified dates to solely payments of principal and interest on the principal amount outstanding and by selling financial assets. Fair value movements are recognized in the other comprehensive income (OCI). Interest income measured using the EIR method and impairment losses, if any are recognised in the Statement of Profit and Loss. On de-recognition, cumulative gain or loss previously recognised in OCI is reclassified from the equity to 'other income' in the Statement of Profit and Loss.

(iii) Measured at fair value through profit or loss (FVTPL):

Financial assets other than equity instrument are measured at FVTPL unless it is measured at amortised cost or at FVTOCI on initial recognition. Such financial assets are measured at fair value with all changes in fair value, including interest income and dividend income if any, recognised in the Statement of Profit and Loss.

Equity instruments:

On initial recognition, the Company can make an irrevocable election (on an instrument-by instrument basis) to present the subsequent changes in fair value in other comprehensive income pertaining to investments in equity instruments. This election is not permitted if the equity investment is held for trading. These elected investments are initially measured at fair value plus transaction costs. Subsequently, they are measured at fair value with gains and losses arising from changes in fair value recognised in other comprehensive income and accumulated in the 'Reserve for equity instruments through other comprehensive income'. The cumulative gain or loss is not reclassified to Statement of Profit and Loss on disposal of the investments.

Dividends on these investments in equity instruments are recognised in Statement of Profit and Loss when the Company's right to receive the dividends is established, it is probable that the economic benefits associated with the dividend will flow to the entity, the dividend does not represent a recovery of part of cost of the investment and the amount of dividend can be measured reliably. Dividends recognised in Statement of Profit and Loss are included in the 'Other income' line item.

Impairment

The Company recognises a loss allowance for Expected Credit Losses (ECL) on financial assets that are measured at amortised cost and at FVOCI. The credit loss is difference between all contractual cash flows that are due to an entity in accordance with the contract and all the cash flows that the entity expects to receive (i.e. all cash shortfalls), discounted at the original effective interest rate. This is assessed on an individual or collective basis after considering all reasonable and supportable including that which is forward looking.

The Company's trade receivables or contract revenue receivables do not contain significant financing component and loss allowance on trade receivables is measured at an amount equal to life time expected losses i.e. expected cash shortfall, being simplified approach for recognition of impairment loss allowance.

Under simplified approach, the Company does not track changes in credit risk. Rather it recognizes impairment loss allowance based on the lifetime ECL at each reporting date right from its initial recognition. The Company uses a provision matrix to determine impairment loss allowance on the portfolio of trade receivables. The provision matrix is based on its historically observed default rates over the expected life of the trade receivable and is adjusted for forward looking estimates. At every reporting date, the historical observed default rates are updated and changes in the forward-looking estimates are analysed.

For financial assets other than trade receivables, the Company recognises 12-months expected credit losses for all originated or acquired financial assets if at the reporting date the credit risk of the financial asset has not increased significantly since its initial recognition. The expected credit losses are measured as lifetime expected credit losses if the credit risk on financial asset increases significantly since its initial recognition. If, in a subsequent period, credit quality of the instrument improves such that there is no longer significant increase in credit risks since initial recognition, then the Company reverts to recognizing impairment loss allowance based on 12 months ECL. The impairment losses and reversals are recognised in Statement of Profit and Loss.

For equity instruments and financial assets measured at FVTPL, there is no requirement of impairment testing."g.

Notes to financial statements for the year ended March 31, 2022

De-recognition

The Company derecognises a financial asset when the contractual rights to the cash flows from the financial asset expire, or it transfers rights to receive cash flows from an asset, it evaluates if and to what extent it has retained the risks and rewards of ownership. When it has neither transferred nor retained substantially all of the risks and rewards of the asset, nor transferred control of the asset, the Company continues to recognise the transferred asset to the extent of the Company's continuing involvement.

In that case, the Company also recognises an associated liability. The transferred asset and the associated liability are measured on a basis that reflects the rights and obligations that the Company has retained.

Financial Liabilities

Initial recognition and measurement

Financial liabilities are recognised when the Company becomes a party to the contractual provisions of the instruments. Financial liabilities are initially recognised at fair value net of transaction costs for all financial liabilities not carried at fair value through profit or loss.

The Company's financial liabilities includes trade and other payables, loans and borrowings including bank overdrafts.

Subsequent measurement

Financial liabilities measured at amortised cost are subsequently measured at using EIR method. Financial liabilities carried at fair value through profit or loss are measured at fair value with all changes in fair value recognised in the Statement of Profit and Loss.

Loans & borrowings:

After initial recognition, interest bearing loans and borrowings are subsequently measured at amortised cost using EIR method. Gains and losses are recognized in profit & loss when the liabilities are derecognized as well as through EIR amortization process.

Financial guarantee contracts

Financial guarantee contracts issued by the Company are those contracts that requires a payment to be made or to reimburse the holder for a loss it incurs because the specified debtors fails to make payment when due in accordance with the term of a debt instrument. Financial guarantee contracts are recognized initially as a liability at fair value, adjusted for transaction costs that are directly attributable to the issuance of the guarantee.

De-recognition

A financial liability is derecognised when the obligation under the liability is discharged or cancelled or expires. When an existing financial liability is replaced by another from the same lender on substantially different terms, or the terms of an existing liability are substantially modified, such an exchange or modification is treated as the derecognition of the original liability and the recognition of a new liability. The difference in the respective carrying amounts is recognized in the statement of profit or loss.

Derivative financial instruments

The Company uses derivative financial instruments, such as forward foreign exchange contracts, to hedge its foreign currency risks. Such derivative financial instruments are initially recognised at fair value on the date on which a derivative contract is entered into and are subsequently remeasured at fair value, with changes in fair value recognised in Statement of Profit and Loss.

Offsetting of financial instruments

Financial assets and financial liabilities are offset and the net amount is reported in the Balance Sheet if there is a currently enforceable legal right to offset the recognised amounts and there is an intention to settle on a net basis, to realise the assets and settle the liabilities simultaneously.

7. Fair value measurement

The Company measures financial instruments, such as, derivatives, investments etc. at fair value at each balance sheet date. Fair value is the price that would be received to sell an asset or paid to transfer a liability in an orderly transaction between market participants at the measurement date. The fair value measurement is based on the presumption that the transaction to sell the asset or transfer the liability takes place either:

- (a) In the principal market for the asset or liability, or
- (b) In the absence of a principal market, in the most advantageous market for the asset or liability.

Notes to financial statements for the year ended March 31, 2022

The principal or the most advantageous market must be accessible by the Company. The fair value of an asset or a liability is measured using the assumptions that market participants would use when pricing the asset or liability, assuming that market participants act in their economic best interest.

A fair value measurement of a non-financial asset takes into account a market participant's ability to generate economic benefits by using the asset in its highest and best use or by selling it to another market participant that would use the asset in its highest and best use. The Company uses valuation techniques that are appropriate in the circumstances and for which sufficient data are available to measure fair value, maximising the use of relevant observable inputs and minimising the use of unobservable inputs. All assets and liabilities for which fair value is measured or disclosed in the financial statements are categorised within the fair value hierarchy, described as follows, based on the lowest level input that is significant to the fair value measurement as a whole:

- (i) Level 1 — Quoted (unadjusted) market prices in active markets for identical assets or liabilities.
- (ii) Level 2 — Valuation techniques for which the lowest level input that is significant to the fair value measurement is directly or indirectly observable.
- (iii) Level 3 — Valuation techniques for which the lowest level input that is significant to the fair value measurement is unobservable.

For assets and liabilities that are recognised in the financial statements on a recurring basis, the Company determines whether transfers have occurred between levels in the hierarchy by re-assessing categorisation (based on the lowest level input that is significant to the fair value measurement as a whole) at the end of each reporting period.

For the purpose of fair value disclosures, the Company has determined classes of assets and liabilities on the basis of the nature, characteristics and risks of the asset or liability and the level of the fair value hierarchy as explained above.

8. Cash and cash equivalents:

Cash and Cash equivalents include cash and Cheque in hand, bank balances, demand deposits with banks and other short-term highly liquid investments that are readily convertible to known amounts of cash & which are subject to an insignificant risk of changes in value where original maturity is three months or less.

9. Foreign currency transactions:

All assets and liabilities, both monetary and non-monetary, are translated at the closing rate while the income and expenses are translated at the average rate for the year. The resulting exchange differences have been accumulated in the Foreign Currency Translation Reserve.

10. Revenue recognition:

The Company derives revenues primarily from information technology services comprising of software development, consulting and customer support services, and from the licensing of software products and platforms.

Revenue is recognized upon transfer of control of promised products or services to customers in an amount that reflects the consideration expected to be received in exchange for those products or services.

Arrangements with customers for information technology services are either on a fixed-price, fixed-time frame or on a time-and-material basis

Revenue on time-and-material contracts are recognized as the related services are performed and revenue from the end of the last invoicing to the reporting date is recognized as unbilled revenue. Revenue from fixed-price, fixed-time frame contracts, where the performance obligations are satisfied over time and where there is no uncertainty as to measurement or collectability of consideration, is recognized as per the percentage-of-completion method. When there is uncertainty as to measurement or ultimate collectability, revenue recognition is postponed until such uncertainty is resolved. Efforts or costs expended have been used to measure progress towards completion as there is a direct relationship between input and productivity. Maintenance revenue is recognized ratably over the term of the underlying maintenance arrangement.

Revenues in excess of invoicing are classified as contract assets (which we refer to as unbilled revenue) while invoicing in excess of revenues are classified as contract liabilities (which we refer to as Income billed in advance). Revenue from licenses where the customer obtains a "right to use" the licenses is recognized at the time the license is made available to the customer. Revenue from licenses where the customer obtains a "right to access" is recognized over the access period. Arrangements to deliver software products generally have three elements : license, implementation and Annual Maintenance Services (AMS). The Company has applied the principles under Ind AS 115 to account for revenues from these performance obligations. When implementation services are provided in conjunction with the licensing arrangement and the license and implementation have been identified as two separate performance obligations, the transaction price for such contracts are allocated to each performance obligation of the contract based on their relative standalone selling prices. In the absence of standalone selling price for implementation, the performance

Notes to financial statements for the year ended March 31, 2022

obligation is estimated using the expected cost plus margin approach. Where the license is required to be substantially customized as part of the implementation service, the entire arrangement fee for license and implementation is considered to be a single performance obligation and the revenue is recognized using the percentage-of-completion method as the implementation is performed. Revenue from client training, support and other services arising due to the sale of software products is recognized as the performance obligations are satisfied. AMS revenue is recognized ratably over the period in which the services are rendered.

Contract modifications are accounted for when additions, deletions or changes are approved either to the contract scope or contract price. The accounting for modifications of contracts involves assessing whether the services added to an existing contract are distinct and whether the pricing is at the standalone selling price. Services added that are not distinct are accounted for on a cumulative catch-up basis, while those that are distinct are accounted for prospectively, either as a separate contract, if the additional services are priced at the standalone selling price, or as a termination of the existing contract and creation of a new contract if not priced at the standalone selling price.

The Company presents revenues net of indirect taxes in its Statement of Profit and Loss.

11. Employee benefits:

a) Compensation and Short-term employee benefits :

All employee benefits which are payable within twelve months of rendering the service are classified as short term employee benefits. Compensation are recognized at actual amounts due in the period in which the employee renders the related service. Vacation pay is recognized when taken and only limited amounts may be carried forward from year to year.

Associated short-term benefits include the following:

- i) Healthcare Insurance
- ii) Disability Insurance
- iii) Life Insurance

All Short-term Benefits Cost is shared between the Company and the Employee. The Company portion is recognized at actual amount in the period billed.

b) Other short-term Benefits:

- Defined Contribution Plans:

Contributions are made annually to the Companies 401k Plan (Defined Contribution Plan) based on savings contributions made by employees. All Company contributions accrue to the benefit of and are 100% vested to employees when earned, based on their contribution and as defined by the US Safe Harbor contribution limitations. The Company contribution is recognized monthly on an accrual basis in the period that employee contributions are credited.

c) Long-term post retirement benefits:

The Company does not sponsor a Defined Benefit or other Post Retirement Benefit Plan.

12. Taxes on income:

Provision for tax is made on the basis of the estimated taxable income for the current accounting year in accordance with the relevant Income Tax laws of United States of America. The deferred tax for timing difference is accounted for, based on the tax rules and laws that have been substantively enacted as of the Balance Sheet date. Deferred tax assets arising out from the timing differences are recognized to the extent there is virtual/reasonable certainty that these would be realized in future.

13. Borrowing cost:

General and specific borrowing costs that are directly attributable to the acquisition, construction or production of qualifying assets are capitalized as a part of Cost of that assets, during the period till all the activities necessary to prepare the Qualifying assets for its intended use or sale are complete during the period of time that is required to complete and prepare the assets for its intended use or sale. Qualifying assets are assets that necessarily take a substantial period of time to get ready for their intended use or sale.

Other borrowing costs are recognized as an expense in the period in which they are incurred.

Notes to financial statements for the year ended March 31, 2022

14. Earnings per share:

Basic earnings per shares are calculated by dividing the net profit or loss after tax for the period attributable to equity shareholders by the weighted average number of equity shares outstanding during the period. For the purpose of calculating diluted earnings per share, the net profit or loss for the period attributable to the equity shareholders and the weighted average number of shares outstanding during the period is adjusted for the effects of all dilutive potential equity shares.

15. Leases:

Where the company is lessee

The Company assesses whether a contract contains a lease, at inception of a contract. A contract is, or contains, a lease if the contract conveys the right to control the use of an identified asset for a period of time in exchange for consideration. Leases and requires lessees to account for all leases. The adoption of this Standard results in the recognition of Right of Use (ROU) asset and a lease liability and a net adjustment on Statement of Profit and Loss.

To assess whether a contract conveys the right to control the use of an identified asset, the Company assesses whether:

- (i) the contract involves the use of an identified asset;
- (ii) the Company has substantially all of the economic benefits from use of the asset through the period of the lease; and
- (iii) the Company has the right to direct the use of the asset.

At the date of commencement of the lease, the Company recognizes a right-of-use asset ("ROU") and a corresponding lease liability for all lease arrangements in which it is a lessee, except for leases with a term of twelve months or less (short-term leases) and low value leases. For these short-term and low value leases, the Company recognizes the lease payments as an operating expense on a straight-line basis over the term of the lease.

The right-of-use assets are initially recognized at cost, which comprises the initial amount of the lease liability adjusted for any lease payments made at or prior to the commencement date of the lease plus any initial direct costs less any lease incentives. They are subsequently measured at cost less accumulated depreciation and impairment losses.

Certain lease arrangements includes the options to extend or terminate the lease before the end of the lease term. ROU assets and lease liabilities includes these options when it is reasonably certain that they will be exercised.

Right-of-use assets are depreciated from the commencement date on a straight-line basis over the shorter of the lease term and useful life of the underlying asset. Right of use assets are evaluated for recoverability whenever events or changes in circumstances indicate that their carrying amounts may not be recoverable. For the purpose of impairment testing, the recoverable amount (i.e. the higher of the fair value less cost to sell and the value-in-use) is determined on an individual asset basis unless the asset does not generate cash flows that are largely independent of those from other assets. In such cases, the recoverable amount is determined for the Cash Generating Unit (CGU) to which the asset belongs.

The lease liability is initially measured at amortized cost at the present value of the future lease payments. The lease payments are discounted using the interest rate implicit in the lease or, if not readily determinable, using the incremental borrowing rates in the country of domicile of these leases. Lease liabilities are remeasured with a corresponding adjustment to the related right of use asset if the Company changes its assessment if whether it will exercise an extension or a termination option.

16. Provisions, contingent liabilities and contingent assets:

A provision is recognised if, as a result of a past event, the group has a present legal or constructive obligation that can be estimated reliably, and it is probable that an outflow of economic benefits will be required to settle the obligation.

Provisions for onerous contracts are recognized when the expected benefits to be derived by the Company from a contract are lower than the unavoidable costs of meeting the future obligations under the contract.

A disclosure for contingent liabilities is made where there is a possible obligation or a present obligation that may probably not require an outflow of resources or an obligation for which the future outcome cannot be ascertained with reasonable certainty. When there is a possible or a present obligation where the likelihood of outflow of resources is remote, no provision or disclosure is made.

Contingent assets are neither recognized nor disclosed in financial statements.

Notes to financial statements for the year ended March 31, 2022

2 Property, Plant and Equipment

(Amount in US Dollars)				
Particulars	Plant & equipment	Furniture & fixtures	Computers	Total
Gross carrying amount				
Balance as at April 1, 2020	979	11,560	70,165	82,704
Additions	-	-	8,256	8,256
Disposals/adjustments	-	-	-	-
Balance as at March 31, 2021	979	11,560	78,421	90,960
Additions	-	-	21,688	21,688
Disposals/adjustments	-	-	-	-
Balance as at March 31, 2022	979	11,560	100,109	112,648
Accumulated Depreciation				
Balance as at April 1, 2020	979	10,968	58,438	70,385
Additions	-	592	8,649	9,241
Disposals/adjustments	-	-	-	-
Balance as at March 31, 2021	979	11,560	67,087	79,626
Depreciation charged for the year	-	-	9,556	9,556
Disposals/adjustments	-	-	-	-
Balance as at March 31, 2022	979	11,560	76,643	89,182
Net Block				
Balance as at March 31, 2021	-	-	11,334	11,334
Balance as at March 31, 2022	-	-	23,466	23,466

(₹ in Lakhs)				
Particulars	Plant & equipment	Furniture & fixtures	Computers	Total
Gross carrying amount				
Balance as at April 1, 2020	0.74	8.75	53.09	62.58
Additions	-	-	6.04	6.04
Disposals/Adjustments	(0.02)	(0.30)	(1.80)	(2.12)
Balance as at March 31, 2021	0.72	8.45	57.33	66.50
Additions	-	-	16.44	16.44
Disposals/Adjustments	-	-	2.10	2.10
Balance as at March 31, 2022	0.72	8.45	75.87	85.04
Accumulated Depreciation				
Balance as at April 1, 2020	0.74	8.30	44.22	53.26
Depreciation charged for the year	-	-	6.41	6.41
Disposals/adjustments	(0.02)	0.15	(1.59)	(1.46)
Balance as at March 31, 2021	0.72	8.45	49.04	58.21
Depreciation charged for the year	-	-	7.11	7.11
Disposals/adjustments	-	-	1.94	1.94
Balance as at March 31, 2022	0.72	8.45	58.09	67.26
Net Block				
Balance as at March 31, 2021	-	-	8.29	8.29
Balance as at March 31, 2022	-	-	17.78	17.78

Notes to financial statements for the year ended March 31, 2022

3 Right of Use (Assets)

	US Dollars	₹(in Lakhs)
Gross carrying amount		
Balance as at April 1, 2020	253,160	191.54
Additions	-	-
Disposals/adjustments	-	(6.47)
Balance as at March 31, 2021	253,160	185.07
Additions	-	-
Disposals/adjustments	-	6.79
Balance as at March 31, 2022	253,160	191.86
Accumulated amortisation		
Balance as at April 1, 2020	12,055	9.12
Amortisation for the year	48,221	35.73
Disposals/adjustments	-	(0.79)
Balance as at March 31, 2021	60,276	44.06
Amortisation for the year	48,216	35.87
Disposals/adjustments	-	2.29
Accumulated amortisation as at March 31, 2022	108,492	82.22
Net Block		
Balance as at March 31, 2021	192,884	141.01
Balance as at March 31, 2022	144,668	109.64

4 Intangible Assets

	Software	
	US Dollars	₹(in Lakhs)
Gross carrying amount		
Balance as at April 1, 2020	990,566	749.46
Additions	561,101	410.19
Disposals/adjustments	-	(25.31)
Balance as at March 31, 2021	1,551,667	1,134.34
Additions	-	-
Disposals/adjustments	-	-
Balance as at March 31, 2022	1,551,667	1,175.96
Accumulated amortisation		
Balance as at April 1, 2020	990,566	749.46
Amortisation for the year	81,828	60.63
Disposals/adjustments	-	(26.12)
Balance as at March 31, 2021	1,072,394	783.97
Amortisation for the year	140,276	104.37
Impairment during the year	-	-
Disposals/adjustments	-	30.70
Accumulated amortisation as at March 31, 2022	1,212,670	919.04
Net Block		
Balance as at March 31, 2021	479,273	350.37
Balance as at March 31, 2022	338,997	256.92

Notes to financial statements for the year ended March 31, 2022

5 Other non-current financial assets	As at		As at	
	March 31, 2022	March 31, 2021	March 31, 2022	March 31, 2021
	US Dollars	₹(In Lakhs)	US Dollars	₹(In Lakhs)
Unsecured, considered good				
Security Deposits	17,898	13.56	19,976	14.60
Total	17,898	13.56	19,976	14.60

6 Investments-Current	As at		As at	
	March 31, 2022	March 31, 2021	March 31, 2022	March 31, 2021
	US Dollars	₹(In Lakhs)	US Dollars	₹(In Lakhs)
Investment in Vanguard Federal Money Market Fund 6,816,620 units of USD 1.00 (previous year 3,860,534.66 units of USD 1.00)	6,816,620	5,166.11	3,860,535	2,822.24
Total	6,816,620	5,166.11	3,860,535	2,822.24

Note:

Aggregate amount of quoted investments and market value thereon	-	-	-	-
Aggregate amount of unquoted investments and net asset value thereon	6,816,620	5,166.11	3,860,535	2,822.24
Aggregate amount of impairment in value of unquoted investments	-	-	-	-

7 Trade receivables	As at		As at	
	March 31, 2022	March 31, 2021	March 31, 2022	March 31, 2021
	US Dollars	₹(In Lakhs)	US Dollars	₹(In Lakhs)
Unsecured, considered good				
Trade receivables	3,118,742	2,363.60	2,681,622	1,960.40
Total	3,118,742	2,363.60	2,681,622	1,960.40
Less: Provision for doubtful debts	-	-	-	-
Total	3,118,742	2,363.60	2,681,622	1,960.40

Trade Receivable Aging Schedule

Amount in US Dollars

Particulars	Not due Unbilled	Outstanding for following periods from due date of payment					Total
		Less than 6 months	6 months -1 year	1-2 years	2-3 years	More than 3 years	
As at March 31,2022							
i) Undisputed Trade receivables – considered good	-	3,118,742	-	-	-	-	3,118,742
ii) Undisputed Trade Receivables – which have significant increase in credit Risk	-	-	-	-	-	-	-
iii) Undisputed Trade Receivables – credit impaired	-	-	-	-	-	-	-
iv) Disputed Trade receivables – considered good	-	-	-	-	-	-	-
v) Disputed Trade Receivables – which have significant increase in credit Risk	-	-	-	-	-	-	-
vi) Disputed Trade Receivables – credit impaired	-	-	-	-	-	-	-
Subtotal	-	-	-	-	-	-	-
Less: Provision for doubtful trade receivables	-	-	-	-	-	-	-
Total	-	3,118,742	-	-	-	-	3,118,742

Notes to financial statements for the year ended March 31, 2022

As at March 31,2021							
i) Undisputed Trade receivables – considered good	-	2,681,622	-	-	-	-	2,681,622
ii) Undisputed Trade Receivables – which have significant increase in credit Risk	-	-	-	-	-	-	-
iii) Undisputed Trade Receivables – credit impaired	-	-	-	-	-	-	-
iv) Disputed Trade receivables – considered good	-	-	-	-	-	-	-
v) Disputed Trade Receivables – which have significant increase in credit Risk	-	-	-	-	-	-	-
vi) Disputed Trade Receivables – credit impaired	-	-	-	-	-	-	-
Subtotal	-	-	-	-	-	-	-
Less: Provision for doubtful trade receivables	-	-	-	-	-	-	-
Total	-	2,681,622	-	-	-	-	2,681,622

Trade Receivable Aging Schedule

₹(in Lakhs)

Particulars	Not due Unbilled	Outstanding for following periods from due date of payment					Total
		Less than 6 months	6 months -1 year	1-2 years	2-3 years	More than 3 years	
As at March 31,2022							
i) Undisputed Trade receivables – considered good	-	2,363.60	-	-	-	-	2,363.60
ii) Undisputed Trade Receivables – which have significant increase in credit Risk	-	-	-	-	-	-	-
iii) Undisputed Trade Receivables – credit impaired	-	-	-	-	-	-	-
iv) Disputed Trade receivables – considered good	-	-	-	-	-	-	-
v) Disputed Trade Receivables – which have significant increase in credit Risk	-	-	-	-	-	-	-
vi) Disputed Trade Receivables – credit impaired	-	-	-	-	-	-	-
Subtotal	-	-	-	-	-	-	-
Less: Provision for doubtful trade receivables	-	-	-	-	-	-	-
Total	-	2,363.60	-	-	-	-	2,363.60
As at March 31,2021							
i) Undisputed Trade receivables – considered good	-	1,960.40	-	-	-	-	1,960.40
ii) Undisputed Trade Receivables – which have significant increase in credit Risk	-	-	-	-	-	-	-
iii) Undisputed Trade Receivables – credit impaired	-	-	-	-	-	-	-
iv) Disputed Trade receivables – considered good	-	-	-	-	-	-	-
v) Disputed Trade Receivables – which have significant increase in credit Risk	-	-	-	-	-	-	-
vi) Disputed Trade Receivables – credit impaired	-	-	-	-	-	-	-
Subtotal	-	-	-	-	-	-	-
Less: Provision for doubtful trade receivables	-	-	-	-	-	-	-
Total	-	1,960.40	-	-	-	-	1,960.40

Notes to financial statements for the year ended March 31, 2022

8 Cash and cash equivalents	As at March 31, 2022		As at March 31, 2021	
	US Dollars	₹(In Lakhs)	US Dollars	₹(In Lakhs)
Balances with Banks				
In current accounts	351,316	266.25	812,721	594.14
	351,316	266.25	812,721	594.14
9 Other financial assets	As at March 31, 2022		As at March 31, 2021	
	US Dollars	₹(In Lakhs)	US Dollars	₹(In Lakhs)
Unsecured, considered good				
Unbilled revenue	122,114	92.55	152,610	111.57
Security deposits	3,200	2.43	1,122	0.82
Receivable from related party	100,657	76.28	492,014	359.69
	225,971	171.26	645,746	472.08
10 Current Tax Assets (Net)	As at March 31, 2022		As at March 31, 2021	
	US Dollars	₹(In Lakhs)	US Dollars	₹(In Lakhs)
Advance Tax (Net of Provisions USD 566,026 (Previous Year USD 63,817))	33,422	25.33	50,577	36.97
	33,422	25.33	50,577	36.97
11 Other current assets	As at March 31, 2022		As at March 31, 2021	
	US Dollars	₹(In Lakhs)	US Dollars	₹(In Lakhs)
Unsecured, considered good				
Advances for supply of goods and rendering of services	12,320	9.34	-	-
Prepaid expenses	115,164	87.28	74,705	54.61
Advances to employees	200	0.15	14,181	10.37
Total	127,684	96.77	88,886	64.98
12 Equity Share Capital	As at March 31, 2022		As at March 31, 2021	
	US Dollars	₹(In Lakhs)	US Dollars	₹(In Lakhs)
Authorised				
10,000,000 (As at March 31, 2021- 10,000,000) Common Stock of USD 0.01 each	100,000	75.79	100,000	73.11
20,000,000 (As at March 31, 2021- 20,000,000) Common Stock of USD 1.00 each	2,000,000	1,515.74	2,000,000	1,462.10
	2,100,000	1,591.53	2,100,000	1,535.21
Issued, Subscribed and paid-up				
1,585,000 (As at March, 2021- 1,585,000) Common Stock of USD 0.01 each	15,850	12.01	15,850	11.59
1,500,000 (As at March, 2021- 1,500,000) Common Stock of USD 1.00 each	1,500,000	1,136.80	1,500,000	1,096.57
	1,515,850	1,148.81	1,515,850	1,108.16

Notes to financial statements for the year ended March 31, 2022

(a) Reconciliation of Share Capital

As at March 31, 2022	Face Value of USD 0.01 each		Face Value of USD 1.00 each	
	Opening	Closing	Opening	Closing
No. of shares	1,585,000	1,585,000	1,500,000	1,500,000
Amount in USD	15,850	15,850	1,500,000	1,500,000
(Amount in ₹ Lakhs)	11.59	12.01	1,096.57	1,136.80

*change is on account of reinstatement

₹(In Lakhs)

As at March 31, 2021	Face Value of USD 0.01 each		Face Value of USD 1.00 each	
	Opening	Closing	Opening	Closing
No. of shares	1,585,000	1,585,000	1,500,000	1,500,000
Amount in USD	15,850	15,850	1,500,000	1,500,000
(Amount in ₹ Lakhs)	11.99	11.59	1,134.90	1,096.57

*change is on account of reinstatement

(b) Terms/rights attached to equity shares

The Company has two classes of common stock having par value of USD 0.01 per share and USD 1 per share. Both the class of shares have equal rights.

Each shareholder has right to vote in respect of such share on every resolution placed before the Company and his voting right on a poll shall be in proportion to his share of the paid up equity capital of the Company. In the event of liquidation the equity shareholders are entitled to receive the remaining assets of the Company after payments to secured and unsecured creditors, in proportion to their shareholding.

(c) Details of equity shares held by shareholders holding more than 5% of the aggregate shares in the Company

	As at March 31, 2022		As at March 31, 2021	
	Nos.	%	Nos.	%
CyberTech Systems and Software Limited (Holding Company)				
Face Value of USD 0.01 each	1,585,000	100%	1,585,000	100%
Face Value of USD 1.00 each	1,500,000	100%	1,500,000	100%

(d) During the previous five years, the Company has not issued Bonus shares/ bought back shares/issued shares for consideration other than cash.

13 Other equity

Particulars	Securities Premium		Retained Earnings		Foreign Currency Translation Reserve		Total	
	US Dollars	₹(In Lakhs)	US Dollars	₹(In Lakhs)	₹(In Lakhs)	US Dollars	₹(In Lakhs)	
Balance as at April 1, 2020	1,569,150	1,187.22	(632,083)	16.52	(494.77)	937,067	708.97	
Profit for the year	-	-	1,468,144	1,087.89	-	1,468,144	1,087.89	
Foreign Currency Reinstatement	-	(40.09)	-	-	1.56	-	(38.53)	
Balance as at March 31, 2021	1,569,150	1,147.13	836,061	1,104.41	(493.21)	2,405,211	1,758.33	
Profit for the year	-	-	2,097,794	1,560.77	-	2,097,794	1,560.77	
Foreign Currency Reinstatement	-	42.09	-	-	51.50	-	93.59	
Balance as at March 31, 2022	1,569,150	1,189.22	2,933,855	2,665.18	(441.71)	4,503,005	3,412.69	

14 Lease liabilities

	As at March 31, 2022		As at March 31, 2021	
	US Dollars	₹(In Lakhs)	US Dollars	₹(In Lakhs)
Current	51,026	38.67	43,387	31.72
Non Current	111,817	84.74	162,770	118.99
Total	162,843	123.41	206,157	150.71

Notes to financial statements for the year ended March 31, 2022

15 Borrowings	As at March 31, 2022		As at March 31, 2021	
	US Dollars	₹(In Lakhs)	US Dollars	₹(In Lakhs)
Unsecured				
PPP Loan from Citibank	-	-	505,100	369.25
Total	-	-	505,100	369.25

Note :

The Company had received the approval of forgiveness for the loan received in the previous year of \$ 505,100 (₹372.64 lakhs) under Payroll Protection Plan of Small Business Administration(USA) and the same has been included in Other income of the Consolidated Financial Statements.

16 Trade payables	As at March 31, 2022		As at March 31, 2021	
	US Dollars	₹(In Lakhs)	US Dollars	₹(In Lakhs)
Trade payables				
-Total outstanding dues of micro enterprises and small enterprises	-	-	-	-
-Total outstanding dues of creditors other than micro enterprises and small enterprises	4,739,768	3,592.14	3,647,933	2,666.83
Total	4,739,768	3,592.14	3,647,933	2,666.83

Trade Payable Aging Schedule

Amount in US Dollars

Particulars	Not due Unbilled	Outstanding for following periods from due date of payment				Total
		Less than 1 year	1-2 years	2-3 years	More than 3 years	
As at March 31,2022						
1) Micro, small and medium enterprises	-	-	-	-	-	-
ii) Creditors other than micro, small and medium enterprises	-	4,739,768	-	-	-	4,739,768
iii) Disputed dues – Micro, small and medium enterprises	-	-	-	-	-	-
iv) Disputed dues other than micro, small and medium enterprises	-	-	-	-	-	-
Total	-	4,739,768	-	-	-	4,739,768
As at March 31,2021						
1) Micro, small and medium enterprises	-	-	-	-	-	-
ii) Creditors other than micro, small and medium enterprises	-	3,647,933	-	-	-	3,647,933
iii) Disputed dues – Micro, small and medium enterprises	-	-	-	-	-	-
iv) Disputed dues other than micro, small and medium enterprises	-	-	-	-	-	-
Total	-	3,647,933	-	-	-	3,647,933

Trade Payable Aging Schedule

₹(in Lakhs)

Particulars	Not due Unbilled	Outstanding for following periods from due date of payment				Total
		Less than 1 year	1-2 years	2-3 years	More than 3 years	
As at March 31,2022						
1) Micro, small and medium enterprises	-	-	-	-	-	-
ii) Creditors other than micro, small and medium enterprises	-	3,592.14	-	-	-	3,592.14
iii) Disputed dues – Micro, small and medium enterprises	-	-	-	-	-	-
iv) Disputed dues other than micro, small and medium enterprises	-	-	-	-	-	-
Total	-	3,592.14	-	-	-	3,592.14
As at March 31,2021						
1) Micro, small and medium enterprises	-	-	-	-	-	-

Notes to financial statements for the year ended March 31, 2022

ii) Creditors other than micro, small and medium enterprises	-	2,666.83	-	-	-	2,666.83
iii) Disputed dues – Micro, small and medium enterprises	-	-	-	-	-	-
iv) Disputed dues other than micro, small and medium enterprises	-	-	-	-	-	-
Total	-	2,666.83	-	-	-	2,666.83

17 Other financial liabilities	As at March 31, 2022		As at March 31, 2021	
	US Dollars	₹(In Lakhs)	US Dollars	₹(In Lakhs)
Interest accrued but not due on Borrowings	-	-	4,630	3.38
Total	-	-	4,630	3.38

18 Other current liabilities	As at March 31, 2022		As at March 31, 2021	
	US Dollars	₹(In Lakhs)	US Dollars	₹(In Lakhs)
Income billed in advance	198,107	150.14	435,112	318.09
Total	198,107	150.14	435,112	318.09

19 Revenue from operations	For the year ended March 31, 2022		For the year ended March 31, 2021	
	US Dollars	₹(In Lakhs)	US Dollars	₹(In Lakhs)
Sale of services				
Information technology and software development services	17,412,768	12,955.10	14,782,048	10,953.50
Total	17,412,768	12,955.10	14,782,048	10,953.50

20 Other income	For the year ended March 31, 2022		For the year ended March 31, 2021	
	US Dollars	₹(In Lakhs)	US Dollars	₹(In Lakhs)
Interest on				
Deposit with banks	225	0.17	1,475	1.09
Dividend on Investment in money market funds	985	0.73	2,041	1.51
Sundry Credit balances written back (net)	509,730	379.24	195,921	145.18
Total	510,940	380.14	199,437	147.78

21 Employee benefits expense	For the year ended March 31, 2022		For the year ended March 31, 2021	
	US Dollars	₹(In Lakhs)	US Dollars	₹(In Lakhs)
Salaries and wages	3,830,549	2,849.93	3,460,228	2,564.03
Contribution to other funds	75,883	56.46	79,349	58.80
Staff welfare expenses	147,574	109.80	141,514	104.86
Total	4,054,006	3,016.19	3,681,091	2,727.69

Notes to financial statements for the year ended March 31, 2022

22 Finance Costs	For the year ended March 31, 2022		For the year ended March 31, 2021	
	US Dollars	₹(In Lakhs)	US Dollars	₹(In Lakhs)
Interest on lease liability	8,348	6.21	10,216	7.57
Interest on Borrowings	-	-	4,630	3.43
Total	8,348	6.21	14,846	11.00

23 Depreciation and amortisation expense	For the year ended March 31, 2022		For the year ended March 31, 2021	
	US Dollars	₹(In Lakhs)	US Dollars	₹(In Lakhs)
Depreciation on property, plant and equipment	9,556	7.11	9,241	6.85
Amortisation on Right of use (RoU)	48,216	35.87	48,221	35.73
Amortisation on intangible assets	140,276	104.37	81,828	60.63
Total	198,048	147.35	139,290	103.21

24 Other expenses	For the year ended March 31, 2022		For the year ended March 31, 2021	
	US Dollars	₹(In Lakhs)	US Dollars	₹(In Lakhs)
Rent	37,356	27.79	34,190	25.33
Repairs & maintenance				
Others	2,142	1.59	5,573	4.13
Insurance	51,469	38.29	47,729	35.37
Rates and taxes	9,032	6.72	21,969	16.28
Travelling and conveyance	31,555	23.48	10,993	8.15
Communication	58,578	43.58	54,220	40.18
Electricity expenses	6,462	4.81	7,581	5.62
Professional fees	318,507	236.97	167,831	124.36
Auditors' remuneration	20,000	14.88	17,000	12.60
Miscellaneous expenses	282,910	210.48	150,496	111.51
Total	818,011	608.59	517,582	383.53

25 Income Taxes

a) Tax expense recognised in the Statement of Profit and Loss:

	For the year ended March 31, 2022	For the year ended March 31, 2022	For the year ended March 31, 2021	For the year ended March 31, 2021
	US Dollars	₹(In Lakhs)	US Dollars	₹(In Lakhs)
Current tax				
Current year	607,100	451.68	569,606	422.08
Total current tax	607,100	451.68	569,606	422.08
Taxation adjustment for earlier years	(19,836)	(14.76)		
Deferred tax	(44,350)	(33.00)	2,221	1.65
Total deferred income tax expense/(credit)	(44,350)	(33.00)	2,221	1.65
Total income tax expense/(credit)	542,914	403.92	571,827	423.73

Notes to financial statements for the year ended March 31, 2022

b) A reconciliation between the statutory income tax rate applicable to the Company and the effective income tax rate of the Company is as follows :

	For the year ended March 31, 2022	For the year ended March 31, 2022	For the year ended March 31, 2021	For the year ended March 31, 2021
	US Dollars	(₹In Lakhs)	US Dollars	(₹In Lakhs)
Profit before taxation	2,640,708	1,964.69	2,039,970	1,511.62
Tax at enacted rate	26.55%	26.55%	28%	28%
Tax amount at enacted rate	701,108	521.63	571,192	423.25
Differences due to:				
Expenses allowable on payment for tax purposes	40,106	29.84	635	0.48
Amount allowed for development of intangible assets	(178,464)	(132.78)	-	-
Taxation adjustment for earlier years	(19,836)	(14.76)	-	-
Effective tax amount	542,914	403.92	571,827	423.73

Movement during the year ended March 31, 2022 and March 31, 2021

Particulars	Amount in US Dollars				
	As at April 01, 2020	Credit/(charge) in statement of Profit and Loss	As at March 31, 2021	Credit/(charge) in statement of Profit and Loss	As at March 31, 2022
Deferred tax assets/(liabilities)					
Expenses allowable on payment for tax purposes	(35,768)	25,133	(10,635)	10	(10,625)
Amount allowed for development of intangible assets	157,108	(22,912)	134,196	(44,360)	89,836
Total	121,340	2,221	123,561	(44,350)	79,211

Particulars	₹in lakhs				
	As at April 01, 2020	Credit/(charge) in statement of Profit and Loss	As at March 31, 2021	Credit/(charge) in statement of Profit and Loss	As at March 31, 2022
Deferred tax assets/(liabilities)					
Expenses allowable on payment for tax purposes	(25.41)	18.62	(6.79)	0.01	(6.78)
Amount allowed for development of intangible assets	111.62	(16.98)	94.64	(33.00)	61.64
Adjustment for exchange fluctuations	5.60	(3.13)	2.47	2.71	5.18
Total	91.81	(1.49)	90.32	(30.29)	60.03

26 Earnings per share (EPS)	As at March 31, 2022		As at March 31, 2021	
	US Dollars	₹ In Lakhs	US Dollars	₹ In Lakhs
Profit after tax(PAT) available for Equity Shareholders	2,097,794	1,560.77	1,468,143	1,087.89
Weighted Average Number of Equity Shares outstanding for computing Basic EPS	1,515,850	1,515,850	1,515,850	1,515,850
Nominal value of Equity Shares (In USD)	1.00	73.11	1.00	73.11
Basic and Diluted Earnings Per Share	1.38	102.96	0.97	71.77

Notes to financial statements for the year ended March 31, 2022

27 Contingent liabilities and commitments

Contingent liabilities

There are no legal cases by and against the Company as on March 31, 2022 (March 31, 2021- Nil).

Commitments	As at March 31, 2022		As at March 31, 2021	
	US Dollars	₹(In Lakhs)	US Dollars	₹(In Lakhs)
Estimated amount of contracts remaining to be executed on Capital Account and not provided for (net of advances)	-	-	-	-

28 Rates used for conversion

(Amount in ₹)

Particulars	Unit of Currency	As at March 31, 2022	As at March 31, 2021
Balance Sheet	USD	75.79	73.11
Statement of Profit and Loss	USD	74.40	74.10

29 Disclosure on related party transactions

A) Names of related parties and description of relationship:

a) Holding Company

CyberTech Systems and Software Limited

b) Fellow subsidiary

Spatialitics LLC-USA

c) Key Management Personnel (KMP)

Mr. Vish Tadimety

Mr. Steven Jeske

B) Related party transactions with Group Companies/Joint Venture/KMP's/ Relative of KMP's/Enterprises where KMP and Relatives of KMP have significant influence during the year:

Particulars	For the year ended March 31, 2022		For the year ended March 31, 2021	
	US Dollars	₹(In Lakhs)	US Dollars	₹(In Lakhs)
Purchase of Services				
CyberTech Systems and Software Limited	9,628,800	7,163.83	8,100,000	6,002.10
Sale of Services				
Spatialitics LLC-USA	13,856	10.31	2,723	2.02
Expenses/Reimbursement of Expenses				
CyberTech Systems and Software Limited	88,820	66.08	7,555	5.60
Spatialitics LLC-USA	337,646	251.21	103,691	76.84
Remuneration paid to				
Mr. Vish Tadimety	384,000	285.70	384,000	284.54
Mr. Steven Jeske	288,000	214.27	288,000	213.41

Notes to financial statements for the year ended March 31, 2022

C) Outstanding Balances

Particulars	As at March 31, 2022		As at March 31, 2021	
	US Dollars	₹(In Lakhs)	US Dollars	₹(In Lakhs)
Trade payables				
CyberTech Systems and Software Limited	3,259,425	2,470.24	3,148,459	2,301.68
Mr. Vish Tadimety	16,000	12.13	16,000	11.70
Mr. Steven Jeske	12,000	9.09	12,000	8.77
Trade receivables				
Spatialitics LLC-USA	140,512	106.49	492,014	359.69

Notes:

- All related party transactions entered during the year were in ordinary course of the business and are on arm's length basis.
- No amounts in respect of related parties have been written off / written back during the year, nor has any provision been made for doubtful debts / receivables during the year.
- Related party relationships have been identified by the management and relied upon by the Auditors.

30 Leases

Effective April 1, 2019, the Company adopted Ind AS 116 "Leases" using modified retrospective approach. The Company's lease asset classes primarily consist of leases for buildings. These leases were classified as "Operating Leases" under Ind AS 17. On transition to Ind AS 116 "Leases", for these leases, lease liabilities were measured at the present value of remaining lease payments, discounted at the Company's incremental borrowing rate as at April 01, 2019. Right to Use is measured either at an amount equal to the lease liability adjusted by the amount of any prepaid or accrued lease payments.

Due to transition, the nature of expenses in respect of operating leases has changed from "lease rent" to "depreciation cost" and "finance cost" for the right-to-use assets and for interest accrued on lease liability respectively, and therefore, these expenses for the current year are not comparable to the previous years, to that extent.

The Company has used following practical expedient, when applying Ind AS 116 to leases previously classified as operating leases under Ind AS 17.

The Company excluded initial direct cost from measurement of the Right to Use assets at the date of initial application.

The Company uses hindsight in determining the lease term where the contract contains options to extend or terminate the lease.

The weighted average lessee's incremental borrowing rate applied to the lease liabilities is 8.5%.

On transition to the Ind AS-116, Impact thereof is as follows:

Particulars	For the year ended March 31, 2022		For the year ended March 31, 2021	
	US Dollars	₹(In Lakhs)	US Dollars	₹(In Lakhs)
Right to Use Assets	144,668	109.64	192,884	141.01
Lease liabilities	162,843	123.41	206,157	150.71

Following are the changes in the carrying value of right of use assets for the year:

Particulars	For the year ended March 31, 2022		For the year ended March 31, 2021	
	US Dollars	₹(In Lakhs)	US Dollars	₹(In Lakhs)
Opening Balance	192,884	141.01	241,105	182.42
Additions	-	-	-	-
Disposal / Adjustments	-	(4.50)	-	5.68
Amortisation expenses (Refer Note 3)	48,216	35.87	48,221	35.73
Closing Balance	144,668	109.64	192,884	141.01

Notes to financial statements for the year ended March 31, 2022

Following is the movement in lease liabilities during the year :

Particulars	For the year ended March 31, 2022		For the year ended March 31, 2021	
	US Dollars	(₹In Lakhs)	US Dollars	(₹In Lakhs)
Opening Balance	206,157	150.71	246,784	186.72
Additions				
Interest accrued during the year	8,349	6.22	10,217	7.60
Deletions/Adjustments	-	(5.93)	-	(5.93)
Payment of lease liabilities	(51,736)	(38.34)	(50,844)	(37.68)
Closing Balance	162,843	123.41	206,157	150.71
Current lease liabilities	51,026	38.67	43,387	31.72
Non- current lease liabilities	111,817	84.74	162,770	118.99

Break-up of the contractual maturities of lease liabilities on an undiscounted basis:

Particulars	For the year ended March 31, 2022		For the year ended March 31, 2021	
	US Dollars	(₹In Lakhs)	US Dollars	(₹In Lakhs)
Less than one year	51,026	38.67	43,387	31.72
One to five years	111,817	84.74	162,770	118.99
More than 5 years	-	-	-	-

Short-term leases expenses incurred for the year

Particulars	For the year ended March 31, 2022		For the year ended March 31, 2021	
	US Dollars	(₹In Lakhs)	US Dollars	(₹In Lakhs)
Rental expense	37,356	27.79	34,190	25.33

31 Financial Risk Management

Financial risk management objectives and policies:

The Company's business activities exposed it to a variety of financial risks, namely liquidity risk, market risks and credit risk. The Company's Management has the overall responsibility for establishing and governing the Company's risk management framework.

Market risk is the risk of loss of future earnings, fair values or future cash flows that may result from a change in the price of a financial instrument. The value of a financial instrument may change as a result of changes in the interest rates, foreign currency exchange rates, equity prices and other market changes that affect market risk sensitive instruments. Market risk is attributable to all market risk sensitive financial instruments including investments and deposits , foreign currency receivables, payables and loans and borrowings.

Risk	Exposure arising from	Measurement	Management
Market Risk - Interest rate	Long-term borrowings at variable rates	Sensitivity analysis	Interest rate swaps
Market Risk - Foreign exchange	Financial assets and liabilities	Cash flow forecasting Sensitivity analysis	Hedging, Forex planning
Credit risk	Cash and cash equivalents, trade receivables, Investments, loans and other financial assets measured at fair /amortised cost.	Ageing analysis/ Credit ratings	Diversification in various class of assets, credit limits

Notes to financial statements for the year ended March 31, 2022

Liquidity risk	Borrowings and other liabilities	Rolling cash flow forecasts	Availability of committed credit lines and borrowing facilities; working capital management.
----------------	----------------------------------	-----------------------------	--

(A) Market Risk- Interest rate risk

Interest rate risk is the risk that the fair value of future cash flows of the financial instruments will fluctuate because of changes in market interest rates. The Company is having short term borrowings from banks.

(i) Exposure to interest rate risk - Financial liabilities

(₹in Lakhs)

Particulars	As at March 31, 2022	As at March 31, 2021
	-	-

Refer note no. 16 for details of short term loan

(B) Market Risk- Foreign currency risk.

The company does not have any foreign currency exposure.

Derivative Contracts and unhedged foreign currency exposure

Derivative contracts outstanding as at March 31, 2022

(₹in Lakhs)

	As at March 31, 2022		As at March 31, 2021	
	US Dollars	Amount	US Dollars	Amount
Forward Contract to sell USD	-	-	-	-

Unhedged foreign currency exposure as at March 31, 2022

(₹in Lakhs)

	As at March 31, 2022		As at March 31, 2021	
	US Dollars	Amount	US Dollars	Amount
Trade receivables	-	-	-	-

A change of 1% in Foreign currency would have following Impact on profit before tax

(₹in Lakhs)

	For the year ended March 31, 2022		For the year ended March 31, 2021	
	1% Increase	1% decrease	1% Increase	1% decrease
	US Dollars	(₹in Lakhs)	US Dollars	(₹in Lakhs)
Increase / (decrease) in profit or loss	-	-	-	-

(C) Credit risk

Credit risk arises from the possibility that the counter party may not be able to settle their obligations as agreed. The Company is exposed to credit risk from its operating activities (trade receivables) and from its financing activities including deposits with banks and financial institutions and debentures and bonds, foreign exchange transactions and financial instruments.

To manage the credit risk from trade receivables, the Company periodically assess financial reliability of customer, taking into account the financial condition, current economic trends, and analysis of historical bad debts and ageing of accounts receivable. Individual risk limits are set accordingly. The Company considers the probability of default upon initial recognition of asset and whether there has been a significant increase in credit risk on an ongoing basis through each reporting period.

Notes to financial statements for the year ended March 31, 2022

Credit risk from investments is managed by the Company's treasury in accordance with the board approved policy and limits.

To assess whether there is a significant increase in credit risk the Company compares the risk of default occurring on asset as at the reporting date with the risk of default as at the date of initial recognition. It considers reasonable and supportive forwarding-looking information such as:

- i) Actual or expected significant adverse changes in business,
- ii) Actual or expected significant changes in the operating results of the counterparty,
- iii) Financial or economic conditions that are expected to cause a significant change to the counterparty's ability to meet its obligations,
- iv) Significant increase in credit risk on other financial instruments of the same counterparty,
- v) Significant changes in the value of the collateral supporting the obligation or in the quality of the third-party guarantees.

Ageing of Account receivables

Particulars	As at March 31, 2022	As at March 31, 2022	As at March 31, 2021	As at March 31, 2021
	US Dollars	(₹In Lakhs)	US Dollars	(₹In Lakhs)
0-3 months	3,118,742	2,363.60	2,681,622	1,960.40
3-6 months	-	-	-	-
6 months to 12 months	-	-	-	-
beyond 12 months	-	-	-	-
Total	3,118,742	2,363.60	2,681,622	1,960.40

Movement in provisions of doubtful debts

Particulars	As at March 31, 2022	As at March 31, 2022	As at March 31, 2021	As at March 31, 2021
	US Dollars	(₹In Lakhs)	US Dollars	(₹In Lakhs)
Opening provision	-	-	-	-
Add:- Additional provision made	-	-	-	-
Less:- Provision write off/ reversed	-	-	-	-
Less:- Provision utilised against bad debts	-	-	-	-
Closing provisions	-	-	-	-

The Company's exposure to credit risk is influenced mainly by the individual characteristic of each customer and the concentration of risk from the top few customers. Exposure to customers is diversified and there are 2 (previous year 2) and Nil (Previous year 3) customers contributing more than 10% of outstanding trade receivables and unbilled revenues amounting to \$ 2,187,171 (previous year 1,888,716) and Nil (Previous year \$146,100) respectively.

(D) Liquidity Risk

Liquidity risk is defined as the risk that the Company will not be able to settle or meet its obligations on time, or at a reasonable price. The Company's treasury department is responsible for liquidity, funding as well as settlement management. In addition, processes and policies related such risk are overseen by senior management. Management monitors the Company's net liquidity position through rolling forecasts on the basis of expected cash flows. The Company's objective is to maintain at all times, optimum levels of liquidity to meet its obligations.

Financing arrangements

The Company had access to following unutilised Borrowing facilities at end of reporting period:

Particulars	As at March 31, 2022		As at March 31, 2021	
	US Dollars	(₹In Lakhs)	US Dollars	(₹In Lakhs)
Variable Borrowing -Expires within 1 year	-	-	-	-

Maturity patterns of borrowings

Particulars	As at March 31, 2022		As at March 31, 2021	
	US Dollars	(₹In Lakhs)	US Dollars	(₹In Lakhs)
0-1 years	-	-	-	-
more than 1 year	-	-	-	-
Total	-	-	-	-

Refer note no. 16 for details of short term loan

Notes to financial statements for the year ended March 31, 2022

Maturity patterns of other financial liabilities

Trade payables

Particulars	As at March 31, 2022	As at March 31, 2022	As at March 31, 2021	As at March 31, 2021
	US Dollars	(₹In Lakhs)	US Dollars	(₹In Lakhs)
0-1 year	4,739,768	3,592.14	3,647,933	2,666.83
more than 1 year	-	-	-	-
Total	4,739,768	3,592.14	3,647,933	2,666.83

32 Financial instruments

The fair values of the financial assets and liabilities are included at the amount at which the instrument could be exchanged in a current transaction between willing parties, other than in a forced or liquidation sale.

The following methods and assumptions are used to estimate the fair values:

1. Fair value of cash and short-term deposits, trade and other short term receivables, trade payables, other current liabilities, short term loans from banks and other financial institutions approximate their carrying amounts largely due to short term maturities of these instruments.
2. Financial instruments with fixed and variable interest rates are evaluated by the Company based on parameters such as interest rates and individual credit worthiness of the counterparty. Based on this evaluation, allowances are taken to account for expected losses of these receivables. Accordingly, fair value of such instruments is not materially different from their carrying amounts.

The Company uses the following hierarchy for determining and disclosing the fair value of financial instruments by valuation technique:

Level 1: quoted (unadjusted) prices in active markets for identical assets or liabilities.

Level 2: other techniques for which all inputs which have a significant effect on the recorded fair value are observable, either directly or indirectly.

Level 3: techniques which use inputs that have a significant effect on the recorded fair value that are not based on observable market data.

The carrying amounts and fair values of financial instruments by category are as follows:

a. Financial assets

	Instruments carried at fair value				Instruments carried at amortized cost			(Amount in US Dollars)
	FVOCI (Equity instruments)	FVOCI (Other instruments)	FVTPL	Total fair value (A)	Carrying amount (B)	Fair value	Total carrying amount (A+B)	
As at March 31, 2022								
Other investments	-	-	6,816,620	6,816,620	-	-	6,816,620	
Trade receivables	-	-	-	-	3,118,742	3,118,742	3,118,742	
Cash and cash equivalents	-	-	-	-	351,316	351,316	351,316	
Other financial assets	-	-	-	-	225,971	225,971	225,971	
Total	-	-	6,816,620	6,816,620	3,696,029	3,696,029	10,512,649	
As at March 31, 2021								
Other investments	-	-	3,860,535	3,860,535	-	-	3,860,535	
Trade receivables	-	-	-	-	2,681,622	2,681,622	2,681,622	
Cash and cash equivalents	-	-	-	-	812,721	812,721	812,721	
Other financial assets	-	-	-	-	645,746	645,746	645,746	
Total	-	-	3,860,535	3,860,535	4,140,089	4,140,089	8,000,624	

Notes to financial statements for the year ended March 31, 2022

(₹ in Lakhs)							
	Instruments carried at fair value			Instruments carried at amortized cost			
	FVOCI (Equity instruments)	FVOCI (Other instruments)	FVTPL	Total fair value (A)	Carrying amount (B)	Fair value	Total carrying amount (A+B)
As at March 31, 2022							
Other investments	-	-	5,166.11	5,166.11	-	-	5,166.11
Trade receivables	-	-	-	-	2,363.60	2,363.60	2,363.60
Cash and cash equivalents	-	-	-	-	266.25	266.25	266.25
Other financial assets	-	-	-	-	171.26	171.26	171.26
Total	-	-	5,166.11	5,166.11	2,801.11	2,801.11	7,967.22
As at March 31, 2021							
Other investments	-	-	2,822.24	2,822.24	-	-	2,822.24
Trade receivables	-	-	-	-	1,960.40	1,960.40	1,960.40
Cash and cash equivalents	-	-	-	-	594.14	594.14	594.14
Other financial assets	-	-	-	-	472.08	472.08	472.08
Total	-	-	2,822.24	2,822.24	3,026.62	3,026.62	5,848.86

b. Financial liabilities

(Amount in US Dollars)					
	Instruments carried at fair value		Instruments carried at amortized cost		
	FVTPL	Total carrying amount and fair value (A)	Carrying amount (B)	Fair value	Total carrying amount (A+B)
As at March 31, 2022					
Borrowings	-	-	-	-	-
Other current liabilities	-	-	198,107	198,107	198,107
Total	-	-	198,107	198,107	198,107
As at March 31, 2021					
Borrowings	-	-	505,100	505,100	505,100
Other current liabilities	-	-	435,112	435,112	435,112
Total	-	-	940,212	940,212	940,212

(₹ in Lakhs)					
	Instruments carried at fair value		Instruments carried at amortized cost		
	FVTPL	Total carrying amount and fair value (A)	Carrying amount (B)	Fair value	Total carrying amount (A+B)
As at March 31, 2022					
Borrowings	-	-	-	-	-
Other current liabilities	-	-	150.14	150.14	150.14
Total	-	-	150.14	150.14	150.14
As at March 31, 2021					
Borrowings	-	-	369.25	369.25	369.25
Other current liabilities	-	-	318.09	318.09	318.09
Total	-	-	687.34	687.34	687.34

Notes to financial statements for the year ended March 31, 2022

The Management assessed that fair value of cash and cash equivalents, trade receivables, investments in term deposits, loans, other financial assets (except derivative financial instruments), trade payables, and other financial liabilities (except derivative financial instruments) is considered to be equal to the carrying amount of these items due to their short-term nature.

c. Fair value estimation

For financial instruments measured at fair value in the Balance Sheet, a three level fair value hierarchy is used that reflects the significance of inputs used in the measurements. The hierarchy gives the highest priority to unadjusted quoted prices in active markets for identical assets or liabilities (Level 1 measurements) and lowest priority to unobservable inputs (Level 3 measurements)

The categories used are as follows:

- Level 1: quoted prices for identical instruments
- Level 2: directly or indirectly observable market inputs, other than Level 1 inputs; and
- Level 3: inputs which are not based on observable market data.

33 Capital risk management

(a) Risk management

The Company's objectives when managing capital are to

- ◆ safeguard their ability to continue as a going concern, so that they can continue to provide returns for shareholders and benefits for other stake holders, and
- ◆ maintain an optimal capital structure to reduce the cost of capital

The Company will take appropriate steps in order to maintain, or if necessary adjust, its capital structure. In order to maintain or adjust the capital structure, the Company may adjust the amount of dividends paid to shareholders, return capital to shareholders, issue new shares.

The Company does not have any borrowings as on March 31, 2022. Hence Capital Gearing Ratio is not applicable

Refer note no. 16 for details of short term loan

34 The Company has considered the possible impact of Covid 19 that may impact the carrying amounts of receivables including unbilled receivables and intangible assets. In making assumptions and estimates relating to the uncertainties in relation to the recoverable amounts, the Company has inter-alia considered subsequent events, internal and external information and evaluated economic conditions up to the date of approval of these financial statements. The impact of the global health pandemic may be different from that estimated as at the date of approval of these financial statements and the Company, however, does not anticipate any material financial or operational issues in the short term as well as on a long term basis.

35 The Company is yet to receive balance confirmations in respect of financial assets and financial liabilities. The Management does not expect any material difference affecting the current year's financial statements due to the same.

36 The Company has only single reportable business segment i.e. 'Information technology and Software Development Services' in terms of requirements of IND AS 108.

37 FINANCIAL RATIOS

(In Times)

Sr. No	Particulars	Current year numerator	Current year denominator	2021-22	2020-21	% variance	Reason for change in Variance in excess of 25%
1	Current Ratio	Current Assets	Current Liabilities	2.14	1.97	8.58%	
2	Debt-Equity Ratio	Total Debt	Shareholders' Equity	-	0.33	-100.00%	Debts repaid during the year
3	Debt Service Coverage Ratio	Earnings available for debt service	Debt services	NA	NA	NA	Company is debtfree

Notes to financial statements for the year ended March 31, 2022

4	Return on Equity Ratio (in %)	Net Profits after taxes	Average Shareholders Equity	42.21%	46.07%	-8.37%	
5	Trade Receivables turnover ratio	Revenue from operations	Average Trade receivables	6.00	5.70	5.38%	
6	Trade payables turnover ratio	Net Purchase	Average Trade payables	2.43	2.46	-1.18%	
7	Net capital turnover ratio	Revenue from operations	Average Working capital	3.59	4.96	-27.61%	increase in working capital due to short term investments
8	Net profit ratio in %	Profit after Tax	Total Income	11.70%	9.80%	19.43%	
9	Return on Capital employed (in %)	Earnings before interest and tax	Average Capital Employed	57.29%	68.85%	-16.79%	
10	Return on investment (in %)	Profit generated on investment	Average investment	0.02%	0.08%	-76.86%	High volatility in Debt market

- 38 The previous year's figures have been regrouped/re-classified wherever required to conform to current year's classification.
- 39 The financial statements were approved for issue by the Board of Directors on May 2, 2022.

Signature to Notes 1-39

For and on behalf of the Board of Directors

Sd/-
Steven Jeske
Director

Place : Oakbrook, IL, USA
Date : May 2, 2022



FINANCIAL STATEMENTS
F. Y. 2021-22

BOARD'S REPORT

To the Members of Spatialitics LLC, USA

Your Directors have pleasure in presenting this Annual Report on the business and operations of your Company together with the Audited Accounts of the Company for the year ended March 31, 2022.

COMPANY FINANCIAL RESULTS:

(Amt in US Dollars)

Particulars	2021-22	2020-21
Gross Revenue	501,202	143,161
Loss before Depreciation	(292,833)	(335,649)
Depreciation	2,882	1,380
Loss for the year	(295,715)	(337,029)
Loss b/f from previous year	(1,077,735)	(740,706)
Balance to be carried forward	(1,373,450)	(1,077,735)

REVIEW OF COMPANY'S OPERATIONS AND PERFORMANCE:

Operations of the Spatialitics LLC ("Spatialitics") are integrated with its parent company viz., CyberTech Systems and Software Limited. The Company operates as its parent company's sales front end, servicing the combined Company's customers in the United States and promoting offshore support and development services. The Company focuses on customer facing and business development activities including pre-sales, marketing, sales and onsite project/program management activities.

Spatialitics®, which was formed to focus on our spatial analytics-based fabric and product portfolio, is growing in line with the Company's strategy. Spatialitics® meshes Business Process and Geographic data in Geospatial Apps/Analytics cloud platform. It will unlock the power of map-centric apps in Enterprise, Public Safety, Utilities and Healthcare industries. The offerings put map-centric apps and workflows in the hands of Enterprise, Public Sector / Safety Workers to attack business issues anywhere, anyplace.

The year was a significant one for Spatialitics. Orbis Research has positioned GeoShield in the Leaders quadrant in their latest release of the Global Law Enforcement Software Market Report for 2021. This is a proud moment for the company and a recognition of the unique capabilities that GeoShield offers. The Company added several new logos to Spatialitics GeoShield Real-Time client base during the year. The Company also added an additional large water utility company to our Spatialitics Utilities clientele in the financial year using the Unity data connector product line. All these customers have a fairly large enterprise lifecycle value, which is the hallmark of any Spatialitics deal. These deals will translate into a long-term recurring revenue stream for the company.

The Company will continue to invest in our engineering product developments under the Spatialitics brand. The Company will also continue to invest in top-level talent hiring and building a strong sales model to grow its business in the area of spatial analytics platforms. The Company is directionally moving from an "IT Services only firm" into a 'Geospatial Platform and Solutions Provider" space with increased focus on spatial analytics platforms.

Registered Office

1301, West 22nd Street,
Suite 308, Oak Brook,
IL 60523, USA.

For and on behalf of the Board of Directors

Sd/-
Vish Tadimety
Chairman

Place : Trevoze, PA, USA
Date : May 02, 2022

INDEPENDENT AUDITOR'S REPORT

To the Board of Directors of Spatialitics LLC. (USA)

Report on the Audit of Financial Statements

Opinion

We have audited the accompanying financial statements of Spatialitics LLC. (USA) ("the Company"), which comprise the Balance Sheet as at 31st March, 2022, the Statement of Profit and Loss (including Other Comprehensive Income), Statement of Changes in Equity and Statement of Cash Flows for the year then ended, and a summary of the significant accounting policies and other explanatory information.

In our opinion and to the best of our information and according to the explanations given to us, the aforesaid financial statements give the information required by the Companies Act, 2013 ("the Act"), in the manner so required and give a true and fair view in conformity with the Indian Accounting Standards prescribed under Section 133 of the Act read with Companies (Indian Accounting Standards) Rules, 2015, as amended, ("Ind AS") and other accounting principles generally accepted in India, of the state of affairs of the Company as at 31st March, 2022 and its loss (including other comprehensive income), changes in equity and cash flows for the year ended on that date.

Basis for Opinion

We conducted our audit in accordance with the Standards on Auditing (SAs) specified under Section 143(10) of the Act. Our responsibilities under those Standards are further described in the Auditor's Responsibilities for the Audit of the Financial Statements section of our report. We are independent of the Company in accordance with the Code of Ethics issued by the Institute of Chartered Accountants of India (ICAI) together with the ethical requirements that are relevant to our audit of the financial statements under the provisions of the Act and the Rules made thereunder, and we have fulfilled our other ethical responsibilities in accordance with these requirements and the Code of Ethics.

We believe that the audit evidence we have obtained is sufficient and appropriate to provide a basis for our audit opinion on the financial statements.

Responsibilities of Management and those charged with governance for the Financial Statements

The Company's Board of Directors is responsible for the matters stated in Section 134 (5) of the Act with respect to the preparation of these financial statements that give a true and fair view of the financial position, financial performance (including other comprehensive income), changes in equity and cash flows of the Company in accordance with the accounting principles generally accepted in India, including the Indian Accounting Standards (Ind AS) prescribed under Section 133 of the Act and relevant rules thereunder.

This responsibility also includes maintenance of adequate accounting records in accordance with the provisions of the Act for safeguarding of the assets of the Company and for preventing and detecting frauds and other irregularities; selection and application of appropriate accounting policies; making judgments and estimates that are reasonable and prudent; and design, implementation and maintenance of adequate internal financial controls, that were operating effectively for ensuring the accuracy and completeness of the accounting records, relevant to the preparation and presentation of the financial statements that give a true and fair view and are free from material misstatement, whether due to fraud or error.

In preparing the financial statements, the Management is responsible for assessing the Company's ability to continue as a going concern, disclosing, as applicable, matters related to going concern and using the going concern basis of accounting unless management either intends to liquidate the Company or to cease operations, or has no realistic alternative but to do so.

The Board of Directors is also responsible for overseeing the Company's financial reporting process.

Auditor's Responsibilities for the Audit of the Financial Statements

Our objectives are to obtain reasonable assurance about whether the financial statements are free from material misstatement, whether due to fraud or error, and to issue an auditor's report that includes our opinion. Reasonable assurance is a high level of assurance but is not a guarantee that an audit conducted in accordance with SAs will always detect a material misstatement when it exists.

Misstatements can arise from fraud or error and are considered material if, individually or in the aggregate, they could reasonably be expected to influence the economic decisions of users taken on the basis of these financial statements.

As part of an audit in accordance with SAs, we exercise professional judgment and maintain professional skepticism throughout the audit. We also:

- Identify and assess the risks of material misstatement of the financial statements, whether due to fraud or error, design and perform audit procedures responsive to those risks, and obtain audit evidence that is sufficient and appropriate to provide a basis for our opinion. The risk of not detecting a material misstatement resulting from fraud is higher than for one resulting from error, as fraud may involve collusion, forgery, intentional omissions, misrepresentations, or the override of internal control.
- Obtain an understanding of internal control relevant to the audit in order to design audit procedures that are appropriate in the circumstances.
- Evaluate the appropriateness of accounting policies used and the reasonableness of accounting estimates and related disclosures made by the management.

- Conclude on the appropriateness of management's use of the going concern basis of accounting and, based on the audit evidence obtained, whether a material uncertainty exists related to events or conditions that may cast significant doubt on the entity's ability to continue as a going concern. If we conclude that a material uncertainty exists, we are required to draw attention in our auditor's report to the related disclosures in the financial statements or, if such disclosures are inadequate, to modify our opinion. Our conclusions are based on the audit evidence obtained up to the date of our auditor's report. However, future events or conditions may cause the entity to cease to continue as a going concern.
- Evaluate the overall presentation, structure and content of the financial statements, including the disclosures, and whether the financial statements represent the underlying transactions and events in a manner that achieves fair presentation.

Materiality is the magnitude of misstatements in the financial statements that individually or in aggregate makes it probable that the economic decisions of a reasonably knowledgeable user of the financial statements may be influenced. We consider quantitative materiality and qualitative factors in (i) planning the scope of our audit work and in evaluating the results of our work and (ii) to evaluate the effect of any identified misstatements in the financial statements.

We communicate with those charged with governance regarding, among other matters, the planned scope and timing of the audit and significant audit findings, including any significant deficiencies in internal control that we identify during our audit.

We also provide those charged with governance with a statement that we have complied with relevant ethical requirements regarding independence, and to communicate with them all relationships and other matters that may reasonably be thought to bear on our independence, and where applicable, related safeguards.

Other Matters:

The audit report has been prepared for the purpose of enabling Parent Company's financial reporting requirement under the Act and should not be used for purposes other than that which it is meant for

For LODHA & CO.
Chartered Accountants
Firm Registration No: 301051E

Sd/-
R. P. Baradiya
Partner
Membership No. 44101
UDIN: 22044101AJBVIJ2656

Place : Mumbai
Date : May 02, 2022

Standalone Balance Sheet as at March 31, 2022

Particulars	Note	As at March 31, 2022		As at March 31, 2021	
		US Dollars	₹(In Lakhs)	US Dollars	₹(In Lakhs)
I. ASSETS					
1 Non-current assets					
Property, plant and equipment	2	3,965	3.00	6,847	5.01
Total non-current assets		3,965	3.00	6,847	5.01
2 Current assets					
Financial assets					
Trade receivables	3	65,000	49.26	16,963	12.40
Cash and cash equivalents	4	63,112	47.83	158,809	116.10
Other financial assets	6	30,400	23.04	-	-
Other current assets	5	17,843	13.52	7,288	5.33
Total current assets		176,355	133.65	183,060	133.83
Total assets		180,320	136.65	189,907	138.84
II EQUITY AND LIABILITIES					
1 Equity					
Equity share capital	7	1,100,000	833.66	600,000	438.63
Other equity	8	(1,373,450)	(1,040.90)	(1,077,735)	(787.88)
Total equity		(273,450)	(207.24)	(477,735)	(349.25)
2 Liabilities					
Current liabilities					
Financial liabilities					
Trade payables	9				
-Total outstanding dues of micro enterprises and small enterprises		-	-	-	-
-Total outstanding dues of creditors other than micro enterprises and small enterprises		170,018	128.85	59,609	43.58
Other financial liabilities	10	100,657	76.28	492,014	359.69
Other current liabilities	11	183,095	138.76	116,019	84.82
Total current liabilities		453,770	343.89	667,642	488.09
Total equity and liabilities		180,320	136.65	189,907	138.84
Significant Accounting Policies	1B				

The accompanying notes are an integral part of the financial statements

As per our report of even date

For **LODHA & CO.**
Chartered Accountants
Firm Registration Number - 301051E

Sd/-
R.P. Baradiya
Partner
Membership No. 44101

Place : Mumbai
Date : May 2, 2022

For and on behalf of the Board of Directors

Sd/-
Steven Jeske
Director

Place : Oakbrook, IL, USA
Date : May 2, 2022

Standalone Statement of Profit and Loss for the year ended March 31, 2022

Particulars	Note	For the year ended March 31, 2022		For the year ended March 31, 2021	
		US Dollars	₹(In Lakhs)	US Dollars	₹(In Lakhs)
I Revenue from Operations	12	501,170	372.87	143,059	106.01
II Other Income	13	32	0.02	102	0.08
III Total Income (I + II)		501,202	372.89	143,161	106.09
IV Expenses					
Cost of hardware/software package for service delivery and outsourced project cost		304,274	226.38	80,569	59.70
Employee benefits expense	14	377,967	281.21	292,262	216.57
Depreciation and amortization expenses	2	2,882	2.14	1,380	1.02
Other expenses	15	111,794	83.16	105,979	78.53
Total expenses (IV)		796,917	592.89	480,190	355.82
V Loss before tax		(295,715)	(220.00)	(337,029)	(249.73)
VI Tax expense					
Current tax		-	-	-	-
Deferred tax		-	-	-	-
		-	-	-	-
VII Loss for the year (V - VI)		(295,715)	(220.00)	(337,029)	(249.73)
VIII Other Comprehensive Income					
Items that will not be reclassified to profit or loss- (Gain)/(Loss)					
Remeasurement of defined employee benefit plans		-	-	-	-
Income tax relating to items that will not be reclassified to profit or loss		-	-	-	-
Other Comprehensive Income for the year (VIII)		-	-	-	-
IX Total Comprehensive Income for the year (VII - VIII)		(295,715)	(220.00)	(337,029)	(249.73)
X Earnings per equity share:					
Basic & Diluted	16	(0.60)	(44.56)	(0.68)	(50.58)
Significant Accounting Policies	1B				
The accompanying notes are an integral part of the financial statements					

As per our report of even date

For **LODHA & CO.**
Chartered Accountants
Firm Registration Number - 301051E

Sd/-
R.P. Baradiya
Partner
Membership No. 44101
Place : Mumbai
Date : May 2, 2022

For and on behalf of the Board of Directors

Sd/-
Steven Jeske
Director
Place : Oakbrook, IL, USA
Date : May 2, 2022

Standalone Statement of Cash Flows for the year ended March 31, 2022

Particulars	For the year ended March 31, 2022		For the year ended March 31, 2021	
	US Dollars	₹(In Lakhs)	US Dollars	₹(In Lakhs)
A. Cash flow from operating activities				
Loss for the year	(295,715)	(220.00)	(337,029)	(249.73)
Adjustments for:				
Depreciation and amortisation expenses	2,882	2.14	1,380	1.02
Interest Income	32	0.02	102	0.08
Unrealised foreign exchange gain	-	(33.02)	-	22.29
Operating loss before working capital changes	(292,801)	(250.86)	(335,547)	(226.34)
Adjustments for:				
(Increase) in Trade receivables	(48,037)	(36.86)	(16,963)	(12.40)
(Increase)/Decrease in Other receivables	(40,955)	(31.23)	2,248	1.88
Increase/(Decrease) in Trade and other payables	(213,872)	(144.20)	166,737	109.09
Cash (used) from operations	(595,665)	(463.15)	(183,525)	(127.77)
Direct taxes paid (net)	-	-	-	-
Net cash (used) in operating activities (A)	(595,665)	(463.15)	(183,525)	(127.77)
B. Cash flow from investing activities				
Purchase of property, plant & equipment (including capital work-in-progress)	-	(0.13)	(6,760)	(4.92)
Interest received	(32)	(0.02)	(102)	(0.08)
Net cash generated from/ (used) in investing activities (B)	(32)	(0.15)	(6,862)	(5.00)
C. Cash flow from financing activities				
Proceeds from Units issued	500,000	395.03	200,000	135.99
Net cash generated from financing activities (C)	500,000	395.03	200,000	135.99
Net Increase/(Decrease) in cash & cash equivalents (A + B + C)	(95,697)	(68.27)	9,613	3.22
Cash & cash equivalents - Opening	158,809	116.10	149,196	112.88
Cash & cash equivalents - Closing	63,112	47.83	158,809	116.10

Significant Accounting Policies

The accompanying notes are an integral part of the financial statements.

As per our report of even date

For **LODHA & CO.**
Chartered Accountants
Firm Registration Number - 301051E

Sd/-
R.P. Baradiya
Partner
Membership No. 44101

Place : Mumbai
Date : May 2, 2022

For and on behalf of the Board of Directors

Sd/-
Steven Jeske
Director

Place : Oakbrook, IL, USA
Date : May 2, 2022

Standalone Statement of Changes in Equity for the year ended March 31, 2022

(A) Equity Share Capital

	US Dollars	₹(In Lakhs)
Balance as at April 1, 2020	400,000	302.64
Changes in share capital during the year	200,000	135.99
Balance as at March 31, 2021	600,000	438.63
Changes in share capital during the year	500,000	395.03
Balance as at March 31, 2022	1,100,000	833.66

(B) Other Equity

Particulars	Retained Earnings		Foreign Currency	Total	
	US Dollars	₹(In Lakhs)	Translation Reserve	US Dollars	₹(In Lakhs)
Balance as at April 1, 2020	(740,706)	(523.36)	(37.06)	(740,706)	(560.42)
Loss for the year	(337,029)	(249.73)	-	(337,029)	(249.73)
Foreign Currency Reinstatement	-	-	22.27	-	22.27
Balance as at March 31, 2021	(1,077,735)	(773.09)	(14.79)	(1,077,735)	(787.88)
Loss for the year	(295,715)	(220.00)	-	(295,715)	(220.00)
Foreign Currency Reinstatement	-	-	(33.02)	-	(33.02)
Balance as at March 31, 2022	(1,373,450)	(993.09)	(47.81)	(1,373,450)	(1,040.90)

Significant accounting policies

The accompanying notes are an integral part of the financial statements.

As per our report of even date

For **LODHA & CO.**
Chartered Accountants
Firm Registration Number - 301051E

Sd/-
R.P. Baradiya
Partner
Membership No. 44101

Place : Mumbai
Date : May 2, 2022

For and on behalf of the Board of Directors

Sd/-
Steven Jeske
Director

Place : Oakbrook, IL, USA
Date : May 2, 2022

Notes to financial statements for the year ended March 31, 2022

'NOTE '1'

A. CORPORATE INFORMATION

Spatialitics LLC. (The 'Limited Liability Co.') was incorporated on February 8, 2018 in the State of Delaware USA. The Company is a wholly owned subsidiary of its Parent Company, CyberTech Systems and Software Limited, India. Spatialitics LLC specializes in providing Spatial Analytics Products and Platforms. It is a cloud software business founded with the sole aim of disrupting an organization's decision making process, and offering a fresh perspective on mining business insights from enterprise data. Spatialitics' primary value proposition is:

- Delivering significant ROI and enterprise digitalization efficiencies to clients.
- Platform that delivers complex Spatial Analytics leveraging composite data from a variety of sources including ERP, GIS, Healthcare Systems or CRM
- Vertical Industry Solutions for Law Enforcement, Healthcare and Utilities

The LLC is a registered and domiciled in USA and has its registered office in Oakbrook, IL, USA.

SIGNIFICANT ACCOUNTING POLICIES

1. Basis of Preparation of Financial Statements:

These financial statements have been prepared in accordance with the Indian Accounting Standards (hereinafter referred to as the 'Ind AS') as notified by Ministry of Corporate Affairs pursuant to Section 133 of the Indian Companies Act, 2013 ('the Act') read with the Companies (Indian Accounting standards) Rules, 2015 as amended from time to time and other related provisions of the Act.

The financial statements of the Company are prepared on the accrual basis of accounting and historical cost convention except for the following material items that has been measured at fair value as required by the relevant Ind AS:

- Certain financial assets and liabilities are measured at Fair value

The accounting policies are applied consistently to all the periods presented in the financial statements. All assets and liabilities have been classified as current or non current as per the Company's normal operating cycle and other criteria set out in the Schedule III to the Companies Act, 2013.

The financial statements are presented in US Dollar & Indian Rupee (INR).

2. Use of Estimates and judgments:

The preparation of the financial statements requires the Management to make, judgments, estimates and assumptions that affect the reported amounts of assets and liabilities, disclosure of contingent liabilities as at the date of the financial statements and the reported amounts of revenue and expenses during the reporting period. The recognition, measurement, classification or disclosure of an item or information in the financial statements is made relying on these estimates. The estimates and judgements used in the preparation of the financial statements are continuously evaluated by the management and are based on historical experience and various other assumptions and factors (including expectations of future events) that the management believes to be reasonable under the existing circumstances. Actual results may differ from those estimates. Any revision to accounting estimates is recognised prospectively in current and future periods.

Critical accounting judgements and key source of estimation uncertainty

The Company is required to make judgements, estimates and assumptions about the carrying amount of assets and liabilities that are not readily apparent from other sources. The estimates and associated assumptions are based on historical experience and other factors that are considered to be relevant. The estimates and underlying assumptions are reviewed on an on-going basis.

3. Property, plant and equipment (PPE)

Property, plant and equipment is stated at acquisition cost net of accumulated depreciation and accumulated impairment losses, if any.

The cost of an item of property, plant and equipment comprises its purchase price, including import duties and non-refundable purchase taxes, after deducting trade discounts and rebates, any directly attributable costs of bringing the asset to its working condition for its intended use and estimated costs of dismantling and removing the item and restoring the item and restoring the site on which it is located.

If significant parts of an item of property, plant and equipment have different useful lives, then they are accounted for as separate items (major components) of property, plant and equipment. Subsequent costs are included in the assets carrying amount or recognized as a separate asset, as appropriate only if it is probable that the future economic benefits associated with the item will flow to the Company and that the cost of the item can be reliably measured.

Gains and losses on disposals are determined by comparing proceeds with carrying amount. These are included in the Statement of Profit and Loss.

Property, plant and equipment which are not ready for intended use as on the date of Balance Sheet are disclosed as "Capital work-in-progress".

Notes to financial statements for the year ended March 31, 2022

4. Intangible assets

Intangible assets are stated at cost less accumulated amortisation and impairment.

Intangible assets are amortised over their estimated useful life on a straight line basis as follows:

Type of Asset : Computer software

Useful life: 4 years

5. Depreciation and Amortisation:

(a) Property plant and equipment (PPE)

Depreciation is provided on a pro-rata basis on the straight line method based on estimated useful life prescribed under Schedule II of the Act.

The residual values, useful lives and method of depreciation of property, plant and equipment is reviewed at each financial year end and adjusted prospectively, if appropriate.

(b) Intangible assets

The useful lives of intangible assets are assessed as either finite or indefinite. Finite-life intangible assets are amortised on a straight-line basis over the period of their expected useful lives. The amortisation period and the amortisation method for finite life intangible assets is reviewed at each financial year end and adjusted prospectively, if appropriate. For indefinite life intangible assets, the assessment of indefinite life is reviewed annually to determine whether it continues, if not, it is impaired or changed prospectively basis revised estimates.

(c) Impairment

Property, plant and equipment are evaluated for recoverability whenever events or changes in circumstances indicate that their carrying amounts may not be recoverable. For the purpose of impairment testing, the recoverable amount (i.e. the higher of the fair value less cost to sell and the value-in-use) is determined on an individual asset basis unless the asset does not generate cash flows that are largely independent of those from other assets. In such cases, the recoverable amount is determined for the Cash Generating Unit (CGU) to which the asset belongs. If such assets are considered to be impaired, the impairment to be recognized in the Statement of Profit and Loss is measured by the amount by which the carrying value of the assets exceeds the estimated recoverable amount of the asset. An impairment loss is reversed in the Statement of Profit and Loss if there has been a change in the estimates used to determine the recoverable amount. The carrying amount of the asset is increased to its revised recoverable amount, provided that this amount does not exceed the carrying amount that would have been determined (net of any accumulated depreciation) had no impairment loss been recognized for the asset in prior years.

6. Financial Instruments:

Financial assets - Initial recognition:

Financial assets are recognised when the Company becomes a party to the contractual provisions of the instruments. On initial recognition, a financial asset is recognised at fair value, in case of Financial assets which are recognised at fair value through profit and loss (FVTPL), its transaction cost are recognised in the statement of profit and loss. In other cases, the transaction cost are attributed to the acquisition value of the financial asset.

Subsequent measurement:

Financial assets are subsequently classified as measured at:

- amortised cost
- fair value through profit & loss (FVTPL)
- fair value through other comprehensive income (FVTOCI)

The above classification is being determined considering the:

- (a) the entity's business model for managing the financial assets and
- (b) the contractual cash flow characteristics of the financial asset.

Financial assets are not reclassified subsequent to their recognition, except if and in the period the group changes its business model for managing financial assets.

Notes to financial statements for the year ended March 31, 2022

(i) Measured at amortised cost:

Financial assets are subsequently measured at amortised cost, if these financial assets are held within a business module whose objective is to hold these assets in order to collect contractual cash flows and the contractual terms of the financial asset give rise on specified date to cash flows that are solely payments of principal and interest on the principal amount outstanding.

(ii) Measured at fair value through other comprehensive income (FVTOCI):

Financial assets are measured at FVTOCI, if these financial assets are held within a business model whose objective is achieved by both collecting contractual cash flows that give rise on specified dates to solely payments of principal and interest on the principal amount outstanding and by selling financial assets. Fair value movements are recognized in the other comprehensive income (OCI). Interest income measured using the EIR method and impairment losses, if any are recognised in the Statement of Profit and Loss. On derecognition, cumulative gain or loss previously recognised in OCI is reclassified from the equity to 'other income' in the Statement of Profit and Loss.

(iii) Measured at fair value through profit or loss (FVTPL):

Financial assets other than equity instrument are measured at FVTPL unless it is measured at amortised cost or at FVTOCI on initial recognition. Such financial assets are measured at fair value with all changes in fair value, including interest income and dividend income if any, recognised in the Statement of Profit and Loss.

Equity instruments:

On initial recognition, the Company can make an irrevocable election (on an instrument-by instrument basis) to present the subsequent changes in fair value in other comprehensive income pertaining to investments in equity instruments. This election is not permitted if the equity investment is held for trading. These elected investments are initially measured at fair value plus transaction costs. Subsequently, they are measured at fair value with gains and losses arising from changes in fair value recognised in other comprehensive income and accumulated in the 'Reserve for equity instruments through other comprehensive income'. The cumulative gain or loss is not reclassified to Statement of Profit and Loss on disposal of the investments.

Dividends on these investments in equity instruments are recognised in Statement of Profit and Loss when the Company's right to receive the dividends is established, it is probable that the economic benefits associated with the dividend will flow to the entity, the dividend does not represent a recovery of part of cost of the investment and the amount of dividend can be measured reliably. Dividends recognised in Statement of Profit and Loss are included in the 'Other income' line item.

Impairment

The Company recognises a loss allowance for Expected Credit Losses (ECL) on financial assets that are measured at amortised cost and at FVOCI. The credit loss is difference between all contractual cash flows that are due to an entity in accordance with the contract and all the cash flows that the entity expects to receive (i.e. all cash shortfalls), discounted at the original effective interest rate. This is assessed on an individual or collective basis after considering all reasonable and supportable including that which is forward looking.

The Company's trade receivables or contract revenue receivables do not contain significant financing component and loss allowance on trade receivables is measured at an amount equal to life time expected losses i.e. expected cash shortfall, being simplified approach for recognition of impairment loss allowance.

Under simplified approach, the Company does not track changes in credit risk. Rather it recognizes impairment loss allowance based on the lifetime ECL at each reporting date right from its initial recognition. The Company uses a provision matrix to determine impairment loss allowance on the portfolio of trade receivables. The provision matrix is based on its historically observed default rates over the expected life of the trade receivable and is adjusted for forward looking estimates. At every reporting date, the historical observed default rates are updated and changes in the forward-looking estimates are analysed.

For financial assets other than trade receivables, the Company recognises 12-months expected credit losses for all originated or acquired financial assets if at the reporting date the credit risk of the financial asset has not increased significantly since its initial recognition. The expected credit losses are measured as lifetime expected credit losses if the credit risk on financial asset increases significantly since its initial recognition. If, in a subsequent period, credit quality of the instrument improves such that there is no longer significant increase in credit risks since initial recognition, then the Company reverts to recognizing impairment loss allowance based on 12 months ECL. The impairment losses and reversals are recognised in Statement of Profit and Loss.

For equity instruments and financial assets measured at FVTPL, there is no requirement of impairment testing.

De-recognition

The Company derecognises a financial asset when the contractual rights to the cash flows from the financial asset expire, or it transfers rights to receive cash flows from an asset, it evaluates if and to what extent it has retained the risks and rewards of ownership. When it has neither transferred nor retained substantially all of the risks and rewards of the asset, nor transferred control of the asset, the Company continues to recognise the transferred asset to the extent of the Company's continuing involvement.

Notes to financial statements for the year ended March 31, 2022

In that case, the Company also recognises an associated liability. The transferred asset and the associated liability are measured on a basis that reflects the rights and obligations that the Company has retained.

Financial Liabilities

Initial Recognition and measurement

Financial liabilities are recognised when the Company becomes a party to the contractual provisions of the instruments. Financial liabilities are initially recognised at fair value net of transaction costs for all financial liabilities not carried at fair value through profit or loss.

The Company's financial liabilities includes trade and other payables, loans and borrowings including bank overdrafts.

Subsequent measurement

Financial liabilities measured at amortised cost are subsequently measured at using EIR method. Financial liabilities carried at fair value through profit or loss are measured at fair value with all changes in fair value recognised in the Statement of Profit and Loss.

Loans & Borrowings:

After initial recognition, interest bearing loans and borrowings are subsequently measured at amortised cost using EIR method. Gains and losses are recognized in profit & loss when the liabilities are derecognized as well as through EIR amortisation process.

Financial Guarantee Contracts

Financial guarantee contracts issued by the Company are those contracts that requires a payment to be made or to reimburse the holder for a loss it incurs because the specified debtors fails to make payment when due in accordance with the term of a debt instrument. Financial guarantee contracts are recognized initially as a liability at fair value, adjusted for transaction costs that are directly attributable to the issuance of the guarantee.

De-recognition

A financial liability is derecognised when the obligation under the liability is discharged or cancelled or expires. When an existing financial liability is replaced by another from the same lender on substantially different terms, or the terms of an existing liability are substantially modified, such an exchange or modification is treated as the derecognition of the original liability and the recognition of a new liability. The difference in the respective carrying amounts is recognized in the statement of profit or loss.

Derivative financial instruments

The Company uses derivative financial instruments, such as forward foreign exchange contracts, to hedge its foreign currency risks. Such derivative financial instruments are initially recognised at fair value on the date on which a derivative contract is entered into and are subsequently remeasured at fair value, with changes in fair value recognised in Statement of Profit and Loss.

Offsetting of financial instruments

Financial assets and financial liabilities are offset and the net amount is reported in the Balance Sheet if there is a currently enforceable legal right to offset the recognised amounts and there is an intention to settle on a net basis, to realise the assets and settle the liabilities simultaneously.

7. Fair Value Measurement

The Company measures financial instruments, such as, derivatives, investments at fair value at each balance sheet date. Fair value is the price that would be received to sell an asset or paid to transfer a liability in an orderly transaction between market participants at the measurement date. The fair value measurement is based on the presumption that the transaction to sell the asset or transfer the liability takes place either:

- (a) In the principal market for the asset or liability, or
- (b) In the absence of a principal market, in the most advantageous market for the asset or liability.

The principal or the most advantageous market must be accessible by the Company. The fair value of an asset or a liability is measured using the assumptions that market participants would use when pricing the asset or liability, assuming that market participants act in their economic best interest.

A fair value measurement of a non-financial asset takes into account a market participant's ability to generate economic benefits by using the asset in its highest and best use or by selling it to another market participant that would use the asset in its highest and best use. The Company uses valuation techniques that are appropriate in the circumstances and for which sufficient data are available to measure fair value, maximising the use of relevant observable inputs and minimising the use of unobservable inputs. All assets and liabilities for which fair value is measured or disclosed in the financial statements are categorised within the fair value hierarchy, described as follows, based on the lowest level input that is significant to the fair value measurement as a whole:

Notes to financial statements for the year ended March 31, 2022

(i) Level 1 — Quoted (unadjusted) market prices in active markets for identical assets or liabilities

(ii) Level 2 — Valuation techniques for which the lowest level input that is significant to the fair value measurement is directly or indirectly observable

(iii) Level 3 — Valuation techniques for which the lowest level input that is significant to the fair value measurement is unobservable

For assets and liabilities that are recognised in the financial statements on a recurring basis, the Company determines whether transfers have occurred between levels in the hierarchy by re-assessing categorisation (based on the lowest level input that is significant to the fair value measurement as a whole) at the end of each reporting period.

For the purpose of fair value disclosures, the Company has determined classes of assets and liabilities on the basis of the nature, characteristics and risks of the asset or liability and the level of the fair value hierarchy as explained above.

8. Cash and Cash Equivalents:

Cash and Cash equivalents include cash and Cheque in hand, bank balances, demand deposits with banks and other short-term highly liquid investments that are readily convertible to known amounts of cash & which are subject to an insignificant risk of changes in value where original maturity is three months or less.

9. Foreign Currency Transactions:

All assets and liabilities, both monetary and non-monetary, are translated at the closing rate while the income and expenses are translated at the average rate for the year. The resulting exchange differences have been accumulated in the Foreign Currency Translation Reserve.

10. Revenue Recognition:

The Company derives revenues primarily from information technology services comprising of software development, consulting and customer support services, and from the licensing of software products and platforms.

Revenue is recognized upon transfer of control of promised products or services to customers in an amount that reflects the consideration expected to be received in exchange for those products or services.

Arrangements with customers for information technology services are either on a fixed-price, fixed-time frame or on a time-and-material basis. Revenue on time-and-material contracts are recognized as the related services are performed and revenue from the end of the last invoicing to the reporting date is recognized as unbilled revenue. Revenue from fixed-price, fixed-time frame contracts, where the performance obligations are satisfied over time and where there is no uncertainty as to measurement or collectability of consideration, is recognized as per the percentage-of-completion method. When there is uncertainty as to measurement or ultimate collectability, revenue recognition is postponed until such uncertainty is resolved. Efforts or costs expended have been used to measure progress towards completion as there is a direct relationship between input and productivity. Maintenance revenue is recognized ratably over the term of the underlying maintenance arrangement.

Revenues in excess of invoicing are classified as contract assets (which we refer to as unbilled revenue) while invoicing in excess of revenues are classified as contract liabilities (which we refer to as Income billed in advance). Revenue from licenses where the customer obtains a "right to use" the licenses is recognized at the time the license is made available to the customer. Revenue from licenses where the customer obtains a "right to access" is recognized over the access period. Arrangements to deliver software products generally have three elements : license, implementation and Annual Maintenance Services (AMS). The Company has applied the principles under Ind AS 115 to account for revenues from these performance obligations. When implementation services are provided in conjunction with the licensing arrangement and the license and implementation have been identified as two separate performance obligations, the transaction price for such contracts are allocated to each performance obligation of the contract based on their relative standalone selling prices. In the absence of standalone selling price for implementation, the performance obligation is estimated using the expected cost plus margin approach. Where the license is required to be substantially customized as part of the implementation service, the entire arrangement fee for license and implementation is considered to be a single performance obligation and the revenue is recognized using the percentage-of-completion method as the implementation is performed. Revenue from client training, support and other services arising due to the sale of software products is recognized as the performance obligations are satisfied. AMS revenue is recognized ratably over the period in which the services are rendered.

Contract modifications are accounted for when additions, deletions or changes are approved either to the contract scope or contract price. The accounting for modifications of contracts involves assessing whether the services added to an existing contract are distinct and whether the pricing is at the standalone selling price. Services added that are not distinct are accounted for on a cumulative catch-up basis, while those that are distinct are accounted for prospectively, either as a separate contract, if the additional services are priced at the standalone selling price, or as a termination of the existing contract and creation of a new contract if not priced at the standalone selling price.

The Company presents revenues net of indirect taxes in its Statement of Profit and Loss.

Notes to financial statements for the year ended March 31, 2022

11. Employee Benefits:

a) Compensation and Short-term employee benefits :

All employee benefits which are payable within twelve months of rendering the service are classified as short term employee benefits. Compensation are recognized at actual amounts due in the period in which the employee renders the related service. Vacation pay is recognized when taken and only limited amounts may be carried forward from year to year.

Associated Short-term Benefits include the following:

- i) Healthcare Insurance
- ii) Disability Insurance
- iii) Life Insurance

All Short-term Benefits Cost is shared between the Company and the Employee. The Company portion is recognized at actual amount in the period billed.

b) Other Short-term Benefits:

- Defined Contribution Plans:

Contributions are made annually to the Companies 401k Plan (Defined Contribution Plan) based on savings contributions made by employees. All Company contributions accrue to the benefit of and are 100% vested to employees when earned, based on their contribution and as defined by the US Safe Harbor contribution limitations. The Company contribution is recognized monthly on an accrual basis in the period that employee contributions are credited.

c) Long-term Post Retirement Benefits:

The Company does not sponsor a Defined Benefit or other Post Retirement Benefit Plan.

12. Taxes on Income:

Provision for tax is made on the basis of the estimated taxable income for the current accounting year in accordance with the relevant Income Tax laws of United States of America. The deferred tax for timing difference is accounted for, based on the tax rules and laws that have been substantively enacted as of the Balance Sheet date. Deferred tax assets arising out from the timing differences are recognized to the extent there is virtual/reasonable certainty that these would be realized in future.

13. Borrowing Cost:

General and specific borrowing costs that are directly attributable to the acquisition, construction or production of qualifying assets are capitalized as a part of Cost of that assets, during the period till all the activities necessary to prepare the Qualifying assets for its intended use or sale are complete during the period of time that is required to complete and prepare the assets for its intended use or sale. Qualifying assets are assets that necessarily take a substantial period of time to get ready for their intended use or sale.

Other borrowing costs are recognized as an expense in the period in which they are incurred.

14. Earnings Per Share:

Basic earnings per shares are calculated by dividing the net profit or loss after tax for the period attributable to equity shareholders by the weighted average number of equity shares outstanding during the period. For the purpose of calculating diluted earnings per share, the net profit or loss for the period attributable to the equity shareholders and the weighted average number of shares outstanding during the period is adjusted for the effects of all dilutive potential equity shares.

15. Leases:

Where the Company is Lessee

The Company assesses whether a contract contains a lease, at inception of a contract. A contract is, or contains, a lease if the contract conveys the right to control the use of an identified asset for a period of time in exchange for consideration. Leases and requires lessees to account for all leases. The adoption of this Standard results in the recognition of Right of Use (ROU) asset and a lease liability and a net adjustment on Statement of Profit and Loss.

Notes to financial statements for the year ended March 31, 2022

To assess whether a contract conveys the right to control the use of an identified asset, the Company assesses whether:

- (i) the contract involves the use of an identified asset;
- (ii) the Company has substantially all of the economic benefits from use of the asset through the period of the lease; and
- (iii) the Company has the right to direct the use of the asset.

At the date of commencement of the lease, the Company recognizes a right-of-use asset ("ROU") and a corresponding lease liability for all lease arrangements in which it is a lessee, except for leases with a term of twelve months or less (short-term leases) and low value leases. For these short-term and low value leases, the Company recognizes the lease payments as an operating expense on a straight-line basis over the term of the lease.

The right-of-use assets are initially recognized at cost, which comprises the initial amount of the lease liability adjusted for any lease payments made at or prior to the commencement date of the lease plus any initial direct costs less any lease incentives. They are subsequently measured at cost less accumulated depreciation and impairment losses.

Certain lease arrangements includes the options to extend or terminate the lease before the end of the lease term. ROU assets and lease liabilities includes these options when it is reasonably certain that they will be exercised.

Right-of-use assets are depreciated from the commencement date on a straight-line basis over the shorter of the lease term and useful life of the underlying asset. Right of use assets are evaluated for recoverability whenever events or changes in circumstances indicate that their carrying amounts may not be recoverable. For the purpose of impairment testing, the recoverable amount (i.e. the higher of the fair value less cost to sell and the value-in-use) is determined on an individual asset basis unless the asset does not generate cash flows that are largely independent of those from other assets. In such cases, the recoverable amount is determined for the Cash Generating Unit (CGU) to which the asset belongs.

The lease liability is initially measured at amortized cost at the present value of the future lease payments. The lease payments are discounted using the interest rate implicit in the lease or, if not readily determinable, using the incremental borrowing rates in the country of domicile of these leases. Lease liabilities are remeasured with a corresponding adjustment to the related right of use asset if the Company changes its assessment if whether it will exercise an extension or a termination option.

16. Provisions, Contingent Liabilities and Contingent Assets:

A provision is recognised if, as a result of a past event, the group has a present legal or constructive obligation that can be estimated reliably, and it is probable that an outflow of economic benefits will be required to settle the obligation.

Provisions for onerous contracts are recognized when the expected benefits to be derived by the Company from a contract are lower than the unavoidable costs of meeting the future obligations under the contract.

A disclosure for contingent liabilities is made where there is a possible obligation or a present obligation that may probably not require an outflow of resources or an obligation for which the future outcome cannot be ascertained with reasonable certainty. When there is a possible or a present obligation where the likelihood of outflow of resources is remote, no provision or disclosure is made.

Contingent assets are neither recognized nor disclosed in financial statements.

Notes to financial statements for the year ended March 31, 2022

2 Property, plant and equipment

Particulars	(Amount in US Dollars)	
	Computers	Total
Gross carrying amount		
Balance as at April 1, 2020	1,886	1,886
Additions	6,760	6,760
Disposals/Adjustments	-	-
Balance as at March 31, 2021	8,646	8,646
Additions	-	-
Disposals/Adjustments	-	-
Balance as at March 31, 2022	8,646	8,646
Accumulated Depreciation		
Balance as at April 1, 2020	419	419
Depreciation charged for the year	1,380	1,380
Disposals/Adjustments	-	-
Balance as at March 31, 2021	1,799	1,799
Depreciation charged for the year	2,882	2,882
Disposals/Adjustments	-	-
Balance as at March 31, 2022	4,681	4,681
Net Block		
Balance as at March 31, 2021	6,847	6,847
Balance as at March 31, 2022	3,965	3,965

Particulars	(₹ in Lakhs)	
	Computers	Total
Gross carrying amount		
Balance as at April 1, 2020	1.43	1.43
Additions	4.94	4.94
Disposals/Adjustments	(0.02)	(0.02)
Balance as at March 31, 2021	6.35	6.35
Additions	-	-
Disposals/Adjustments	0.20	0.20
Balance as at March 31, 2022	6.55	6.55
Accumulated Depreciation		
Balance as at April 1, 2020	0.32	0.32
Depreciation charged for the year	1.02	1.02
Disposals/Adjustments	-	-
Balance as at March 31, 2021	1.34	1.34
Depreciation charged for the year	2.14	2.14
Disposals/adjustments	0.07	0.07
Balance as at March 31, 2022	3.55	3.55
Net Block		
Balance as at March 31, 2021	5.01	5.01
Balance as at March 31, 2022	3.00	3.00

3 Trade receivables

	As at March 31, 2022		As at March 31, 2021	
	US Dollars	₹(in Lakhs)	US Dollars	₹(in Lakhs)
Unsecured, considered good				
Trade receivables	65,000	49.26	16,963	12.40
Total	65,000	49.26	16,963	12.40
Less: Provision for doubtful debts	-	-	-	-
Total	65,000	49.26	16,963	12.40

Notes to financial statements for the year ended March 31, 2022

Trade Receivable Aging Schedule

Amount in US Dollars

Particulars	Not due Unbilled	Outstanding for following periods from due date of payment					Total
		Less than 6 months	6 months -1 year	1-2 years	2-3 years	More than 3 years	
As at March 31,2022							
i) Undisputed Trade receivables – considered good	-	65,000	-	-	-	-	65,000
ii) Undisputed Trade Receivables – which have significant increase in credit Risk	-	-	-	-	-	-	-
iii) Undisputed Trade Receivables – credit impaired	-	-	-	-	-	-	-
iv) Disputed Trade receivables – considered good	-	-	-	-	-	-	-
v) Disputed Trade Receivables – which have significant increase in credit Risk	-	-	-	-	-	-	-
vi) Disputed Trade Receivables – credit impaired	-	-	-	-	-	-	-
Subtotal	-	-	-	-	-	-	-
Less: Provision for doubtful trade receivables	-	-	-	-	-	-	-
Total	-	65,000	-	-	-	-	65,000
As at March 31,2021							
i) Undisputed Trade receivables – considered good	-	16,963	-	-	-	-	16,963
ii) Undisputed Trade Receivables – which have significant increase in credit Risk	-	-	-	-	-	-	-
iii) Undisputed Trade Receivables – credit impaired	-	-	-	-	-	-	-
iv) Disputed Trade receivables – considered good	-	-	-	-	-	-	-
v) Disputed Trade Receivables – which have significant increase in credit Risk	-	-	-	-	-	-	-
vi) Disputed Trade Receivables – credit impaired	-	-	-	-	-	-	-
Subtotal	-	-	-	-	-	-	-
Less: Provision for doubtful trade receivables	-	-	-	-	-	-	-
Total	-	16,963	-	-	-	-	16,963

Trade Receivable Aging Schedule

₹(in Lakhs)

Particulars	Not due Unbilled	Outstanding for following periods from due date of payment					Total
		Less than 6 months	6 months -1 year	1-2 years	2-3 years	More than 3 years	
As at March 31,2022							
i) Undisputed Trade receivables – considered good	-	49.26	-	-	-	-	49.26
ii) Undisputed Trade Receivables – which have significant increase in credit Risk	-	-	-	-	-	-	-
iii) Undisputed Trade Receivables – credit impaired	-	-	-	-	-	-	-
iv) Disputed Trade receivables – considered good	-	-	-	-	-	-	-
v) Disputed Trade Receivables – which have significant increase in credit Risk	-	-	-	-	-	-	-
vi) Disputed Trade Receivables – credit impaired	-	-	-	-	-	-	-
Subtotal	-	-	-	-	-	-	-
Less: Provision for doubtful trade receivables	-	-	-	-	-	-	-
Total	-	49.26	-	-	-	-	49.26
As at March 31,2021							
i) Undisputed Trade receivables – considered good	-	12.40	-	-	-	-	12.40

Notes to financial statements for the year ended March 31, 2022

ii) Undisputed Trade Receivables – which have significant increase in credit Risk	-	-	-	-	-	-	-
iii) Undisputed Trade Receivables – credit impaired	-	-	-	-	-	-	-
iv) Disputed Trade receivables – considered good	-	-	-	-	-	-	-
v) Disputed Trade Receivables – which have significant increase in credit Risk	-	-	-	-	-	-	-
vi) Disputed Trade Receivables – credit impaired	-	-	-	-	-	-	-
Subtotal	-	-	-	-	-	-	-
Less: Provision for doubtful trade receivables	-	-	-	-	-	-	-
Total	-	12.40	-	-	-	-	12.40

4 Cash and cash equivalents

	As at March 31, 2022		As at March 31, 2021	
	US Dollars	₹(in Lakhs)	US Dollars	₹(in Lakhs)
Balances with Banks				
In current accounts	63,112	47.83	158,809	116.10
Total	63,112	47.83	158,809	116.10

5 Other current assets

	As at March 31, 2022		As at March 31, 2021	
	US Dollars	₹(in Lakhs)	US Dollars	₹(in Lakhs)
Unsecured, considered good				
Prepaid expenses	17,843	13.52	7,288	5.33
Total	17,843	13.52	7,288	5.33

6 Other financial assets

	As at March 31, 2022		As at March 31, 2021	
	US Dollars	₹(in Lakhs)	US Dollars	₹(in Lakhs)
Unsecured, considered good				
Unbilled revenues	30,400	23.04	-	-
Total	30,400	23.04	-	-

7 Equity Share Capital

	As at March 31, 2022		As at March 31, 2021	
	US Dollars	₹(In Lakhs)	US Dollars	₹(In Lakhs)
Authorised				
10,000,000 (10,000,000 As at March 31, 2021) Units of USD 1.00 each	10,000,000	7,578.70	10,000,000	7,310.50
	10,000,000	7,578.70	10,000,000	7,310.50
Issued, Subscribed and paid-up				
1,100,000 (6,00,000 As at March 31, 2021) Units of USD 1.00 each	1,100,000	833.66	600,000	438.63
	1,100,000	833.66	600,000	438.63

8 Other Equity

Particulars	Retained Earnings		Foreign Currency Translation Reserve	Total	
	US Dollars	₹(In Lakhs)	₹(In Lakhs)	US Dollars	₹(In Lakhs)
Balance as at April 1, 2020	(740,706)	(523.36)	(37.06)	(740,706)	(560.42)
Loss for the year	(337,029)	(249.73)	-	(337,029)	(249.73)
Foreign Currency Reinstatement	-	-	22.27	-	22.27
Balance as at March 31, 2021	(1,077,735)	(773.09)	(14.79)	(1,077,735)	(787.88)
Loss for the year	(295,715)	(220.00)	-	(295,715)	(220.00)
Foreign Currency Reinstatement	-	-	(33.02)	-	(33.02)
Balance as at March 31, 2022	(1,373,450)	(993.09)	(47.81)	(1,373,450)	(1,040.90)

Notes to financial statements for the year ended March 31, 2022

9 Trade payables	As at March 31, 2022		As at March 31, 2021	
	US Dollars	₹(In Lakhs)	US Dollars	₹(In Lakhs)
Trade payables				
-Total outstanding dues of micro enterprises and small enterprises	-	-	-	-
-Total outstanding dues of creditors other than micro enterprises and small enterprises	170,018	128.85	59,609	43.58
Total	170,018	128.85	59,609	43.58

Trade Payable Aging Schedule

Amount in US Dollars

Particulars	Not due Unbilled	Outstanding for following periods from due date of payment				Total
		Less than 1 year	1-2 years	2-3 years	More than 3 years	
As at March 31, 2022						
1) Micro, small and medium enterprises	-	-	-	-	-	-
ii) Creditors other than micro, small and medium enterprises	-	170,018	-	-	-	170,018
iii) Disputed dues – Micro, small and medium enterprises	-	-	-	-	-	-
iv) Disputed dues other than micro, small and medium enterprises	-	-	-	-	-	-
Total	-	170,018	-	-	-	170,018
As at March 31, 2021						
1) Micro, small and medium enterprises	-	-	-	-	-	-
ii) Creditors other than micro, small and medium enterprises	-	59,609	-	-	-	59,609
iii) Disputed dues – Micro, small and medium enterprises	-	-	-	-	-	-
iv) Disputed dues other than micro, small and medium enterprises	-	-	-	-	-	-
Total	-	59,609	-	-	-	59,609

Trade Payable Aging Schedule

₹(in Lakhs)

Particulars	Not due Unbilled	Outstanding for following periods from due date of payment				Total
		Less than 1 year	1-2 years	2-3 years	More than 3 years	
As at March 31, 2022						
1) Micro, small and medium enterprises	-	-	-	-	-	-
ii) Creditors other than micro, small and medium enterprises	-	128.85	-	-	-	128.85
iii) Disputed dues – Micro, small and medium enterprises	-	-	-	-	-	-
iv) Disputed dues other than micro, small and medium enterprises	-	-	-	-	-	-
Total	-	128.85	-	-	-	128.85
As at March 31, 2021						
1) Micro, small and medium enterprises	-	-	-	-	-	-
ii) Creditors other than micro, small and medium enterprises	-	43.58	-	-	-	43.58
iii) Disputed dues – Micro, small and medium enterprises	-	-	-	-	-	-
iv) Disputed dues other than micro, small and medium enterprises	-	-	-	-	-	-
Total	-	43.58	-	-	-	43.58

10 Other financial liabilities

	As at March 31, 2022		As at March 31, 2021	
	US Dollars	₹(In Lakhs)	US Dollars	₹(In Lakhs)
Other Payables to related parties	100,657	76.28	492,014	359.69
Total	100,657	76.28	492,014	359.69

Notes to financial statements for the year ended March 31, 2022

11 Other current liabilities

	As at March 31, 2022		As at March 31, 2021	
	US Dollars	₹(In Lakhs)	US Dollars	₹(In Lakhs)
Income billed in advance	183,095	138.76	116,019	84.82
Total	183,095	138.76	116,019	84.82

12 Revenue from operations

	For the year ended March 31, 2022		For the year ended March 31, 2021	
	US Dollars	₹(In Lakhs)	US Dollars	₹(In Lakhs)
Sale of services				
Information technology and software development services	501,170	372.87	143,059	106.01
Total	501,170	372.87	143,059	106.01

13 Other income

	For the year ended March 31, 2022		For the year ended March 31, 2021	
	US Dollars	₹(In Lakhs)	US Dollars	₹(In Lakhs)
Interest on				
Deposit with banks	32	0.02	102	0.08
Total	32	0.02	102	0.08

14 Employee benefits expense

	For the year ended March 31, 2022		For the year ended March 31, 2021	
	US Dollars	₹(In Lakhs)	US Dollars	₹(In Lakhs)
Salaries and wages	356,769	265.44	253,646	187.96
Contribution to other funds	9,612	7.15	9,682	7.17
Staff welfare expense	11,586	8.62	28,934	21.44
Total	377,967	281.21	292,262	216.57

15 Other expenses

	For the year ended March 31, 2022		For the year ended March 31, 2021	
	US Dollars	₹(In Lakhs)	US Dollars	₹(In Lakhs)
Rent	12,597	9.37	13,807	10.23
Repairs & maintenance				
Plant and equipment	-	-	581	0.43
Insurance	3,571	2.66	5,025	3.72
Rates and taxes	-	-	1,495	1.11
Communication	5,400	4.00	-	-
Professional fees	31,089	23.13	23,555	17.45
Subscription and Periodicals	13,252	9.86	42,957	31.83
Auditors' remuneration	7,000	5.21	7,000	5.19
Miscellaneous expenses	38,885	28.93	11,559	8.57
Total	111,794	83.16	105,979	78.53

16 Earning per share (EPS)

Particulars	As at March 31, 2022		As at March 31, 2021	
	US Dollars	₹(In Lakhs)	US Dollars	₹(In Lakhs)
Loss available for Equity Shareholders	(295,715)	(220.00)	(337,029)	(249.73)
Weighted Average Number of Equity Shares outstanding for computing Basic EPS	765,753	765,753	493,699	493,699
Nominal value of Equity Shares (in USD)	1.00	75.79	1.00	73.11
Basic and Diluted Earnings Per Share	(0.39)	(28.73)	(0.68)	(50.58)

Notes to financial statements for the year ended March 31, 2022

17 Contingent Liabilities

There are no legal cases by and against the Company.

18 Rates used for conversion

Particulars	Unit of Currency	For the year 2021-22	For the year 2020-21
Balance Sheet	USD	75.79	73.11
Statement of Profit and Loss	USD	74.40	74.10

19 Disclosure on related party transactions

A) Names of related parties and description of relationship:

a) Holding Company

CyberTech Systems and Software Limited

b) Fellow Subsidiary

CyberTech Systems and Software inc-USA

c) Key Management Personnel (KMP)

Mr. Vish Tadimety

Mr. Steven Jeske

Mr. Ramasubramanian S.

B) Related party transactions with Group Companies/Joint Venture/KMP's/ Relative of KMP's/Enterprises where KMP and Relatives of KMP have significant influence during the year:

Particulars	For the year ended March 31, 2022		For the year ended March 31, 2021	
	US Dollars	₹(In Lakhs)	US Dollars	₹(In Lakhs)
Purchase of Services				
CyberTech Systems and Software Limited	195,077	145.14	77,846	57.68
CyberTech Systems and Software inc-USA	13,856	10.31	2,723	2.02
Expenses/Reimbursement of Expenses				
CyberTech Systems and Software Limited	35,238	26.22	14,842	11.00
CyberTech Systems and Software inc-USA	337,646	251.21	103,691	76.84
Share Capital issued				
CyberTech Systems and Software Limited	500,000	372.00	200,000	148.20

C) Outstanding balances

Particulars	As at March 31, 2022		As at March 31, 2021	
	US Dollars	₹(In Lakhs)	US Dollars	₹(In Lakhs)
Trade/Other payables				
CyberTech Systems and Software Limited	68,360	51.81	50,400	36.84
CyberTech Systems and Software inc-USA	140,512	106.49	492,014	359.69

Notes:

- All related party transactions entered during the year were in ordinary course of the business and are on arm's length basis.
- No amounts in respect of related parties have been written off / written back during the year, nor has any provision been made for doubtful debts / receivables during the year.
- Related party relationships have been identified by the management and relied upon by the Auditors.

Notes to financial statements for the year ended March 31, 2022

20 Lease:

The Company has not taken any premises on lease.

21 Financial Risk Management

Financial risk management objectives and policies:

The Company's business activities exposed it to a variety of financial risks, namely liquidity risk, market risks and credit risk. The Company's Management has the overall responsibility for establishing and governing the Company's risk management framework.

Market risk is the risk of loss of future earnings, fair values or future cash flows that may result from a change in the price of a financial instrument. The value of a financial instrument may change as a result of changes in the interest rates, foreign currency exchange rates, equity prices and other market changes that affect market risk sensitive instruments. Market risk is attributable to all market risk sensitive financial instruments including investments and deposits, foreign currency receivables, payables and loans and borrowings.

Risk	Exposure arising from	Measurement	Management
Liquidity risk*	Borrowings and other liabilities	Rolling cash flow forecasts	Availability of working capital management
Credit risk	Cash and cash equivalents, trade receivables, Investments, loans and other financial assets measured at fair /amortised cost.	Ageing analysis/ Credit ratings	Diversification in various class of assets, credit limits and letters of credit
Market Risk - Interest rate	Long-term borrowings at variable rates	Sensitivity analysis	Interest rate swaps

* The Company has no borrowings as on March 31,2022

(A) Market Risk- Interest rate risk

Interest rate risk is the risk that the fair value of future cash flows of the financial instruments will fluctuate because of changes in market interest rates. The Company is having short term borrowings from banks.

(i) Exposure to interest rate risk - Financial liabilities

	As at March 31, 2022		As at March 31, 2021	
	US Dollars	(₹In Lakhs)	US Dollars	(₹In Lakhs)
Borrowings bearing variable rate of interest - Cash credits - short term in nature	-	-	-	-

Hence, the Company is not significantly exposed to the interest rate risk as working capital facility are, as per contractual terms, primarily of short term in nature.

(B) Market Risk- Foreign currency risk.

Currency risk is the risk that the fair value or future cash flows of a financial instrument will fluctuate because of changes in foreign exchange rates. The Company has foreign currency trade receivables and is therefore exposed to foreign exchange risk. The exchange rates have been volatile in the recent years and may continue to be volatile in the future. Hence the operating results and financials of the Company may be impacted due to volatility of the rupee against foreign currencies.

Derivative Contracts and unhedged foreign currency exposure

Derivative contracts outstanding as at March 31, 2022

	As at March 31, 2022		As at March 31, 2021	
	US Dollars	(₹In Lakhs)	US Dollars	(₹In Lakhs)
Forward Contract to sell USD	-	-	-	-

Notes to financial statements for the year ended March 31, 2022

Unhedged foreign currency exposure as at March 31, 2022

	As at March 31, 2022		As at March 31, 2021	
	US Dollars	(₹In Lakhs)	US Dollars	(₹In Lakhs)
Trade receivables	-	-	-	-

A change of 1% in Foreign currency would have following Impact on profit before tax

	For the year ended March 31, 2022		For the year ended March 31, 2021	
	1% Increase	1% decrease	1% Increase	1% decrease
Increase / (decrease) in profit or loss	-	-	-	-

(C) Credit risk

Credit risk arises from the possibility that the counter party may not be able to settle their obligations as agreed. The Company is exposed to credit risk from its operating activities (trade receivables) and from its financing activities including investments in mutual funds, deposits with banks and financial institutions and debentures and bonds, foreign exchange transactions and financial instruments.

To manage the credit risk from trade receivables, the Company periodically assess financial reliability of customers, taking into account the financial condition, current economic trends, and analysis of historical bad debts and ageing of accounts receivable. Individual risk limits are set accordingly. The Company considers the probability of default upon initial recognition of asset and whether there has been a significant increase in credit risk on an ongoing basis through each reporting period.

Credit risk from investments is managed by the Company's treasury in accordance with the board approved policy and limits.

To assess whether there is a significant increase in credit risk the Company compares the risk of default occurring on asset as at the reporting date with the risk of default as at the date of initial recognition. It considers reasonable and supportive forwarding-looking information such as:

- Actual or expected significant adverse changes in business,
- Actual or expected significant changes in the operating results of the counterparty,
- Financial or economic conditions that are expected to cause a significant change to the counterparty's ability to meet its obligations,
- Significant increase in credit risk on other financial instruments of the same counterparty,
- Significant changes in the value of the collateral supporting the obligation or in the quality of the third-party guarantees.

Ageing of Account receivables

	As at March 31, 2022		As at March 31, 2021	
	US Dollars	(₹In Lakhs)	US Dollars	(₹In Lakhs)
0-3 months	65,000	49.26	16,963.00	12.40
3-6 months	-	-	-	-
6 months to 12 months	-	-	-	-
beyond 12 months	-	-	-	-
Total	65,000	49.26	16,963.00	12.40

Movement in provisions of doubtful debts

	As at March 31, 2022		As at March 31, 2021	
	US Dollars	(₹In Lakhs)	US Dollars	(₹In Lakhs)
Opening provision	-	-	-	-
Add:- Additional provision made	-	-	-	-
Less:- Provision write off/ reversed	-	-	-	-
Less:- Provision utilised against bad debts	-	-	-	-
Closing provisions	-	-	-	-

The Company's exposure to credit risk is influenced mainly by the individual characteristic of each customer and the concentration of risk from the top few customers. Exposure to customers is diversified and there are no customers contributing more than 10% of outstanding trade receivables and unbilled revenues.

Notes to financial statements for the year ended March 31, 2022

(D) Liquidity Risk

Liquidity risk is defined as the risk that the Company will not be able to settle or meet its obligations on time, or at a reasonable price. The Company's treasury department is responsible for liquidity, funding as well as settlement management. In addition, processes and policies related such risk are overseen by senior management. Management monitors the Company's net liquidity position through rolling forecasts on the basis of expected cash flows. The Company's objective is to maintain at all times, optimum levels of liquidity to meet its obligations.

Financing arrangements

The company had no Borrowing facilities at end of reporting period:

Maturity patterns of other Financial Liabilities

Trade Payables

Particulars	As at March 31, 2022		As at March 31, 2021	
	US Dollars	(₹In Lakhs)	US Dollars	(₹In Lakhs)
0-1 years	170,018	128.85	59,609	43.58
more than 1 year	-	-	-	-
Total	170,018	128.85	59,609	43.58

22 Financial Instruments

The fair values of the financial assets and liabilities are included at the amount at which the instrument could be exchanged in a current transaction between willing parties, other than in a forced or liquidation sale.

The following methods and assumptions are used to estimate the fair values:

1. Fair value of cash and short-term deposits, trade and other short term receivables, trade payables, other current liabilities, short term loans from banks and other financial institutions approximate their carrying amounts largely due to short term maturities of these instruments.
2. Financial instruments with fixed and variable interest rates are evaluated by the Company based on parameters such as interest rates and individual credit worthiness of the counterparty. Based on this evaluation, allowances are taken to account for expected losses of these receivables. Accordingly, fair value of such instruments is not materially different from their carrying amounts.

The Company uses the following hierarchy for determining and disclosing the fair value of financial instruments by valuation technique:

Level 1: quoted (unadjusted) prices in active markets for identical assets or liabilities.

Level 2: other techniques for which all inputs which have a significant effect on the recorded fair value are observable, either directly or indirectly.

Level 3: techniques which use inputs that have a significant effect on the recorded fair value that are not based on observable market data.

The carrying amounts and fair values of financial instruments by category are as follows:

a. Financial assets

	(Amount in US Dollars)						
	Instruments carried at fair value				Instruments carried at amortized cost		
	FVOCI (Equity instruments)	FVOCI (Other instruments)	FVTPL	Total fair value (A)	Carrying amount (B)	Fair value	Total carrying amount (A+B)
As at 31st March, 2022							
Trade Receivables	-	-	-	-	65,000	65,000	65,000
Cash and cash equivalents	-	-	-	-	63,112	63,112	63,112
Total	-	-	-	-	128,112	128,112	128,112

Notes to financial statements for the year ended March 31, 2022

As at 31st March, 2021

Trade Receivables	-	-	-	-	16,963	16,963	16,963
Cash and cash equivalents	-	-	-	-	158,809	158,809	158,809
Total	-	-	-	-	175,772	175,772	175,772

(₹in lakhs)

	Instruments carried at fair value			Instruments carried at amortized cost			Total carrying amount (A+B)
	FVOCI (Equity instruments)	FVOCI (Other instruments)	FVTPL	Total fair value (A)	Carrying amount (B)	Fair value	
As at 31st March, 2022							
Trade Receivables	-	-	-	-	49.26	49.26	49.26
Cash and cash equivalents	-	-	-	-	47.83	47.83	47.83
Total	-	-	-	-	97.09	97.09	97.09

As at 31st March, 2021

Trade Receivables	-	-	-	-	12.40	12.40	12.40
Cash and cash equivalents	-	-	-	-	116.10	116.10	116.10
Total	-	-	-	-	128.50	128.50	128.50

b. Financial liabilities

(Amount in US Dollars)

	Instruments carried at fair value		Instruments carried at amortized cost		Total carrying amount (A+B)
	FVTPL	Total carrying amount and fair value (A)	Carrying amount (B)	Fair value	
As at 31st March, 2022					
Trade payables	-	-	170,018	170,018	170,018
Total	-	-	170,018	170,018	170,018
As at 31st March, 2021					
Trade payables	-	-	59,609	59,609	59,609
Total	-	-	59,609	59,609	59,609

(₹in Lakhs)

	Instruments carried at fair value		Instruments carried at amortized cost		Total carrying amount (A+B)
	FVTPL	Total carrying amount and fair value (A)	Carrying amount (B)	Fair value	
As at 31st March, 2022					
Trade payables	-	-	128.85	128.85	128.85
Total	-	-	128.85	128.85	128.85
As at 31st March, 2021					
Trade payables	-	-	43.58	43.58	43.58
Total	-	-	43.58	43.58	43.58

Notes to financial statements for the year ended March 31, 2022

The Management assessed that fair value of cash and cash equivalents, trade receivables, investments in term deposits, loans, other financial assets (except derivative financial instruments), trade payables, and other financial liabilities (except derivative financial instruments) is considered to be equal to the carrying amount of these items due to their short-term nature.

c. Fair value estimation

For financial instruments measured at fair value in the Balance Sheet, a three level fair value hierarchy is used that reflects the significance of inputs used in the measurements. The hierarchy gives the highest priority to unadjusted quoted prices in active markets for identical assets or liabilities (Level 1 measurements) and lowest priority to unobservable inputs (Level 3 measurements).

The categories used are as follows:

- Level 1: quoted prices for identical instruments
- Level 2: directly or indirectly observable market inputs, other than Level 1 inputs; and
- Level 3: inputs which are not based on observable market data.

For assets and liabilities which are carried at fair value, the classification of fair value calculations by category is summarised below:

	(Amount in US Dollars)			
	Level 1	Level 2	Level 3	Total
As at 31st March, 2022	-	-	-	-
Total	-	-	-	-

	(Amount in US Dollars)			
	Level 1	Level 2	Level 3	Total
As at 31st March, 2021	-	-	-	-
Total	-	-	-	-

	(₹in Lakhs)			
	Level 1	Level 2	Level 3	Total
As at 31st March, 2022	-	-	-	-
Total	-	-	-	-

	(₹in Lakhs)			
	Level 1	Level 2	Level 3	Total
As at 31st March, 2021	-	-	-	-
Total	-	-	-	-

23 Capital risk management

(a) Risk management

The Company's objectives when managing capital are to

- ◆ safeguard their ability to continue as a going concern, so that they can continue to provide returns for shareholders and benefits for other stakeholders, and
- ◆ maintain an optimal capital structure to reduce the cost of capital

The Company will take appropriate steps in order to maintain, or if necessary adjust, its capital structure. In order to maintain or adjust the capital structure, the Company may adjust the amount of dividends paid to shareholders, return capital to shareholders, issue new shares.

The Company does not have any borrowings as on March 31, 2022. Hence Capital Gearing Ratio is not applicable.

Notes to financial statements for the year ended March 31, 2022

24 The Company has considered the possible impact of Covid 19 that may impact the carrying amounts of receivables including unbilled receivables and intangible assets. In making assumptions and estimates relating to the uncertainties in relation to the recoverable amounts, the Company has interalia considered subsequent events, internal and external information and evaluated economic conditions up to the date of approval of these financial statements. The impact of the global health pandemic may be different from that estimated as at the date of approval of these financial statements and the Company, however, does not anticipate any material financial or operational issues in the short term as well as on a long term basis.

25 The Company is yet to receive balance confirmations in respect of certain Financial Assets and Financial Liabilities. The Management does not expect any material difference affecting the current year's financial statements due to the same.

26 DTA Recognition and Going Concern Assumption:

- a) Deferred Tax Asset has not been recognised in the absence of future taxable profit in the foreseeable period.
- b) The Company has prepared the accounts on a going concern basis irrespective of a negative net worth as at the Balance Sheet date. The going concern assumption over a period of one year is not expected to be vitiated based on the support received from the Holding Company "Cybertech Systems & Software Limited".

27 The Company has only single reportable business segment i.e. 'Information technology Services' in terms of requirements of IND AS 108.

28 FINANCIAL RATIOS

Sr. No	Particulars	Current year numerator	Current year denominator	2021-22	2020-21	% variance	Reason for change in Variance in excess of 25%
1	Current Ratio (In Times)	Current Assets	Current Liabilities	0.39	0.27	41.74%	Increase in trade receivables
2	Debt-Equity Ratio (In Times)	Total Debt	Shareholders' Equity	NA	NA	NA	
3	Debt Service Coverage Ratio (in Times)	Earnings available for debt service	Debt services	NA	NA	NA	
4	Return on Equity Ratio (in %)	Net Profits after taxes	Average Shareholders Equity	78.73%	82.36%	-4.40%	
5	Trade Receivables turnover ratio (in times)	Revenue from operations	Average Trade receivables	12.23	16.87	-27.50%	Increase in trade receivable cycle
6	Trade payables turnover ratio (in times)	Net Purchase	Average Trade payables	2.65	1.15	130.99%	Increase in trade payable cycle
7	Net capital turnover ratio (in Times)	Revenue from operations	Average Working capital	(1.32)	(0.35)	276.95%	increase in revenue
8	Net profit ratio in %)	Profit after Tax	Total Income	-59.00%	-235.42%	-74.94%	increase in revenue
9	Return on Capital employed (in %)	Earnings before interest and tax	Average Capital Employed	77.97%	82.02%	-4.95%	increase in revenue
10	Return on investment (in %)	Profit generated on investment	Average investment	NA	NA	NA	

Notes to financial statements for the year ended March 31, 2022

29 The previous year's figures have been regrouped/re-classified wherever required to conform to current year's classification.

30 The financial statements were approved for issue by the Board of Directors on May 2, 2022.

Signature to Notes 1-30

For and on behalf of the Board of Directors

Sd/-
Steven Jeske
Director

Place : Oakbrook, IL, USA

Date : May 2, 2022

Intimation on Tax Deduction on Dividend

Dear Shareholder(s),

We are pleased to inform you that the Board of Directors of the Company at their meeting held on May 04, 2022 recommended payment of dividend for F.Y. 2021-22 of ₹1.5 (*Rupee One and Fifty Paise only*) per equity share of the face value of ₹10/- (Rupees ten) each for the Financial Year ended March 31, 2022 ("final dividend"), subject to approval of the shareholders at the ensuing 27th Annual General Meeting (AGM) of the Company to be held on September 27, 2022 at 04.00 p.m. through Video Conferencing /Other Audio Visual Means. The Record date fixed for determining the eligibility of shareholders for the payment of final dividend is September 20, 2022. The final dividend would be paid to the eligible shareholders on or before October 25, 2022.

As you are aware that as per the Income Tax Act, 1961, as amended by the Finance Act, 2020, dividends paid or distributed by a Company after April 01, 2020 shall be taxable in the hands of the shareholders. The Company shall therefore be required to deduct tax at source at the time of making the payment of the said Final Dividend, if declared at the above AGM.

The TDS rate may vary depending on the residential status of the shareholder and the documents submitted to the Company in accordance with the provisions of the Act. The TDS for various categories of shareholders along with required documents are provided in Table 1 and below:

1. FOR RESIDENT SHAREHOLDERS:

Category of Shareholder	Exemption Applicability / Documents required
Mutual Funds	No TDS is required to be deducted as per Section 196(iv) of the Act, subject to specified conditions. Self attested copy of valid SEBI registration certificate needs to be submitted.
Insurance Companies	No TDS is required to be deducted as per Section 194 of the Act, subject to specified conditions. Self-attested copy of valid IRDAI registration certificate needs to be submitted.
Category I and II Alternative Investment Fund	No TDS is required to be deducted as per Section 197A(1F) of the Act, subject to specified conditions. Self attested copy of valid SEBI registration certificate needs to be submitted.
Recognized Provident Fund	No TDS is required to be deducted as per Circular No.18/2017, subject to specified conditions Self-attested copy of a valid order from Commissioner under Rule 3 of Part A of Fourth Schedule to the Act, or self-attested valid documentary evidence (e.g. relevant copy of registration, notification, order, etc.) in support of the provident fund being established under a scheme framed under the Employees' Provident Funds Act, 1952 needs to be submitted.
Approved Superannuation Fund	No TDS is required to be deducted as per Circular No.18/2017, subject to specified conditions. Self-attested copy of valid approval granted by Commissioner under Rule 2 of Part B of Fourth Schedule to the Act needs to be submitted.
Approved Gratuity Fund	No TDS is required to be deducted as per Circular No.18/2017, subject to specified conditions. Self- attested copy of valid approval granted by Commissioner under Rule 2 of Part C of Fourth Schedule to the Act needs to be submitted.
National Pension Scheme	No TDS is required to be deducted as per Section 197A(1E) of the Act.
Government (Central/State)	No TDS is required to be deducted as per Section 196(i) of the Act.
Any other entity entitled to exemption from TDS	Valid self-attested documentary evidence (e.g. relevant copy of registration, notification, order, etc.) in support of the entity being entitled to TDS exemption needs to be submitted.

Other resident shareholder	<p>a. TDS is required to be deducted at the rate of 10% under Section 194 of the Act.*</p> <p>b. In case the dividend is not exceeding ₹5,000 in a fiscal year to resident individual shareholder then no tax will be deducted from the dividend. If any resident individual shareholder is in receipt of Dividend exceeding ₹5,000 in a fiscal year, entire dividend will be subject to TDS @ 10%.</p> <p>c. No TDS is required to be deducted on furnishing of valid Form 15G (for individuals, with no tax liability on total income and income not exceeding maximum amount which is not chargeable to tax) or Form 15H (for individual above the age of 60 years with no tax liability on total income).</p> <p>TDS is required to be deducted at the rate of 20% under Section 206AA of the Act, if valid PAN of the shareholder is not available.**</p> <p>d. TDS is required to be deducted at the rate prescribed in the lower tax withholding certificate issued under Section 197 of the Act, if such valid certificate is provided.</p>
-----------------------------------	--

* As per the Finance Act, 2021, Section 206AB has been inserted effective July 1, 2021, wherein higher rate of tax (twice the specified rate) would be applicable on payment made to a shareholder who is classified as 'Specified Person' as defined under the provisions of the aforesaid Section.

** If the PAN is not as per the database of the Income-tax Portal, it would be considered as invalid PAN. Further as per the Notification of Central Board of Direct Taxes, individual shareholders are requested to link their Aadhaar number with PAN.

Please Note that:

- a) Recording of the valid Permanent Account Number (PAN) for the registered Folio/DP id Client Id is mandatory. In absence of valid PAN, tax will be deducted at a higher rate of 20% as per Section 206AA of the Act..
- b) Shareholders holding shares under multiple accounts under different status / category and single PAN, may note that, higher of the tax as applicable to the status in which shares held under a PAN will be considered on their entire holding in different accounts.

2 FOR Non-resident Shareholders

Category of Shareholder	Exemption Applicability / Documents required
Non-resident shareholders [Including Foreign Institutional Investors (FIIs) / Foreign Portfolio Investors (FPIs)]	<p>TDS is required to be deducted at the rate of 20% (plus applicable surcharge and cess) under Section 196D or 195 of the Act, as the case may be.*</p> <p>Or</p> <p>Further, as per Section 90 of the Act, a non-resident shareholder has the option to be governed by the provisions of the Double Tax Avoidance Treaty between India and the country of tax residence of the shareholder, if they are more beneficial to them. For this purpose, i.e. to avail Tax Treaty benefits, the non-resident shareholders will have to provide the following:</p> <ul style="list-style-type: none"> o Self-attested copy of the PAN allotted by the Indian Income Tax authorities, if available; o Self-attested copy of valid Tax Residency Certificate obtained from the tax authorities of the country of which the shareholder is a resident; o Self-declaration in Form 10F; and o Self-declaration in the attached format certifying: <ul style="list-style-type: none"> i. Shareholder is and will continue to remain a tax resident of the country of its residence during the Financial Year 2021-22; ii. Shareholder is eligible to claim the beneficial DTAA rate for the purposes of tax withholding on dividend declared by the Company; iii. Shareholder has no reason to believe that its claim for the benefits of the DTAA is impaired in any manner; iv. Shareholder is the ultimate beneficial owner of its shareholding in the Company and dividend receivable from the Company; and v. Shareholder does not have a taxable presence or a permanent establishment in India during the Financial Year 2021-22.



Any entity / individual entitled to exemption from TDS	TDS is required to be deducted at the rate prescribed in valid lower tax withholding certificate issued under Section 197 of the Act, if such certificate is provided. Or Valid self-attested documentary evidence (e.g. relevant copy of registration, notification, order, etc. by Indian tax authorities) in support of the entity being entitled to exemption from TDS is to be submitted.
---	--

** As per the Finance Act, 2021, Section 206AB has been inserted effective July 1, 2021, wherein higher rate of tax (twice the specified rate) would be applicable on payment made to a shareholder who is classified as 'Specified Person' as defined under the provisions of the aforesaid section. However, in case a non-resident shareholder or a non-resident Foreign Portfolio Investor (FPI) / Foreign Institutional Investor (FII), higher rate of tax as mentioned in Section 206AB shall not apply if such non-resident does not have a permanent establishment in India.*

Note:

The Shareholders holding shares under multiple accounts under different status / category and single PAN, may note that, higher of the tax as applicable to the status in which shares held under a PAN will be considered on their entire holding in different accounts.

Kindly note that the documents as mentioned in the Table 1 and 2 above are required to be submitted to the Registrar at email ID : cssldivtax@linkintime.co.in or update the same by visiting the link <https://linkintime.co.in/formsreg/submission-of-form-15g-15h.html> **on or before September 22, 2022** in order to enable the Company to determine and deduct appropriate TDS / withholding tax rate. No communication/ documents on the tax determination/ deduction shall be considered post 11:59 PM (IST) of Thursday, September 22, 2022.

No claim shall lie against the Company for such taxes deducted.

The Company will arrange to email a soft copy of the TDS certificate at the shareholders registered email ID in due course, post payment of the said Final Dividend. Shareholders will also be able to see the credit of TDS in Form 26AS, which can be downloaded from their e-filing account at <https://www.incometax.gov.in/iec/foportal/>

In view of the prevailing lockdown due to COVID 19, shareholders are requested to complete necessary formalities with regard to their bank accounts attached to their demat account for enabling the Company to make timely credit of dividend in the respective bank accounts.

We request your cooperation in this regard.

Yours Sincerely,

For CyberTech Systems & Software Ltd.

Sd/-

Sarita Leelaramani

Company Secretary & Compliance Officer

Place : Thane

Date : July 20, 2022

Disclaimer: *This communication shall not be treated as an advice from the Company or its Registrar & Transfer Agent. Shareholders should obtain the tax advice related to their tax matters from a tax professional.*

Attention!

To
The Shareholders
CyberTech Systems & Software Ltd.
Thane - 400604

Dear Member(s),

Sub: Compulsory Transfer of Equity Shares of the Company to DEMAT Account of Investor Education and Protection Fund (IEPF) Authority.

You are hereby requested to note that the compulsory transfer of Equity Shares of the Company, in respect of which dividend entitlements have remained unclaimed or unpaid for 7 (seven) consecutive years or more in terms of **the provisions of Section 124 (6)** of the Companies Act, 2013 read with the Investor Education and Protection Fund Authority (Accounting, Audit, Transfer and Refund) Rules, 2016 as amended from time to time.

In compliance with the said Rules, the Company has communicated individually to the concerned shareholders whose shares are liable to be transferred to the DEMAT Account of IEPF Authority. The Company shall take necessary steps to transfer the concerned shares held by such shareholders in physical or DEMAT form to the DEMAT Account to the IEPF Authority within 30 days from the due date i.e., October 30, 2021.

The concerned shareholders holding the shares in physical form and whose shares are liable to be transferred to IEPF, may please note that the Company would be issuing new share certificate(s) in lieu of the original share certificate(s) held by them for the purpose of conversion into Demat Form and subsequent transfer in Demat Account opened by the IEPF Authority with NSDL and CDSL through Punjab National Bank. Upon such issue, the original share certificate(s) issued to the concerned shareholders will stand automatically cancelled and be deemed non-negotiable. Further, the concerned shareholders, who are holding the shares in demat form, may please note that the transfer of shares in DEMAT Account of the IEPF Authority as indicated hereinabove will be effected by the Company through the respective depository by way of Corporate Action.

The Company has uploaded complete details of such shares on its website <https://www.cybertech.com/investors/unclaimedShares.aspx>, which shall be deemed to be adequate notice in respect of issue of new share certificate(s) by the Company for the purpose of transfer to DEMAT Account of IEPF Authority.

Any further dividend on such shares shall be credited to IEPF Account. The concerned shareholders may further note that upon credit of such shares to the said Demat Account, no claim shall lie in against the Company in respect of the shares and dividends thereof credited to the DEMAT Account of IEPF Authority.

On transfer of the dividends and shares to IEPF Authority, the shareholder may however claim the same by making an application IEPF Authority in Form IEPF-5 as per the procedure prescribed in the Rules. The procedure for the same is available at www.mca.gov.in and www.iepf.gov.in

In case the shareholders have any queries on the subject matter, please feel free to contact the Company's Registrar and Share Transfer Agent (RTA) viz., **Link Intime India Private Limited**, L.B.S. Marg, Vikhroli West, Mumbai-400083, Maharashtra, Tel: 022 49186000, Fax: 022 49186060, Email: rnt.helpdesk@linkintime.co.in or to the Company, E-mail: cssl.investors@cybertech.com

For CyberTech Systems and Software Limited

Sd/-
Sarita Leelaramani
Company Secretary & Compliance Officer



CyberTech

Systems and Software Limited

CIN : L72100MH1995PLC084788

'CyberTech House'

Plot No. B-63/64/65, MIDC, Road No. 21/34

Wagle Estate, Thane (W) - 400604

Tel: +91 22-4283-9200 | Fax: +91-22-4283-9236

E-mail ID: cssl.investors@cybertech.com

Website: www.cybertech.com