

December 20, 2023

BSE Limited Phiroze Jeejeebhoy Towers, Dalal Street, Fort, Mumbai - 400 001 BSE Scrip Code: 532749	National Stock Exchange of India Limited Exchange Plaza, C-1, Block G Bandra Kurla Complex Bandra (East), Mumbai - 400 051 NSE Symbol: ALLCARGO
--	---

Sub: Monthly Operational Update

Dear Sir/Madam,

In accordance with Securities and Exchange Board of India (Listing Obligations and Disclosure Requirements) Regulation, 2015 and Code of Practices and Procedures for Fair Disclosure of Unpublished Price Sensitive Information in terms of Regulation 8 of Securities and Exchange Board of India (Prohibition of Insider Trading) Regulations, 2015, we are enclosing herewith a copy of key business parameters for the month ended November 2023.

The given information is as per limited review by the Management. This is for the information of your members and the public at large.

The aforesaid information shall be made available on the Company's website at www.allcargologistics.com.

Kindly take the above on record.

Thanking you,

Yours faithfully,

For Allcargo Logistics Limited

Devanand Mojindra
Company Secretary & Compliance Officer
Membership No.: A14644

Encl: a/a

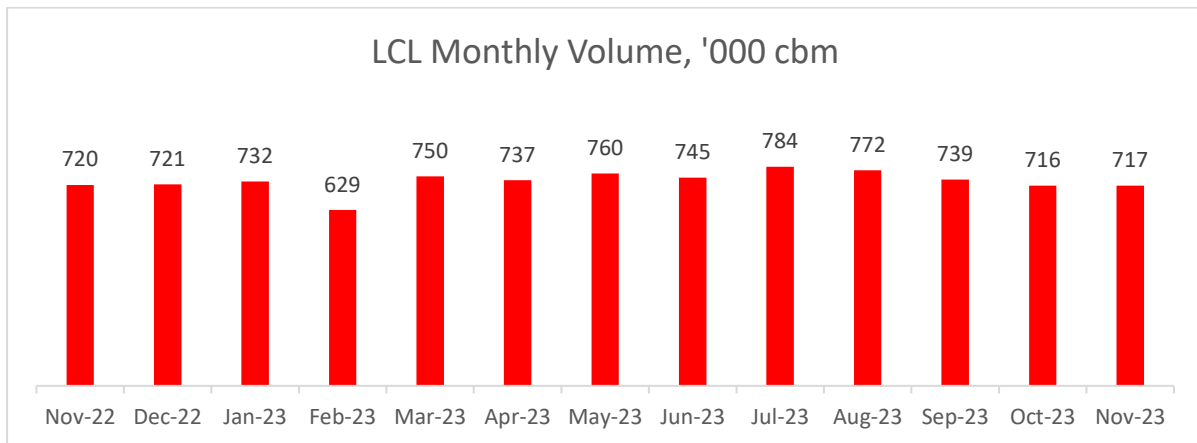
ALLCARGO LOGISTICS LIMITED

Allcargo House, 6th Floor, CST Road, Kalina, Santacruz (E), Mumbai - 400 098. Maharashtra. India.
T: +91 22 6679 8110 | www.allcargologistics.com | CIN: L63010MH2004PLC073508 | GSTN: 27AACCA2894D1ZS
e-mail id: investor.relations@allcargologistics.com

Allcargo International Supply Chain (ISC) Monthly Operational Update

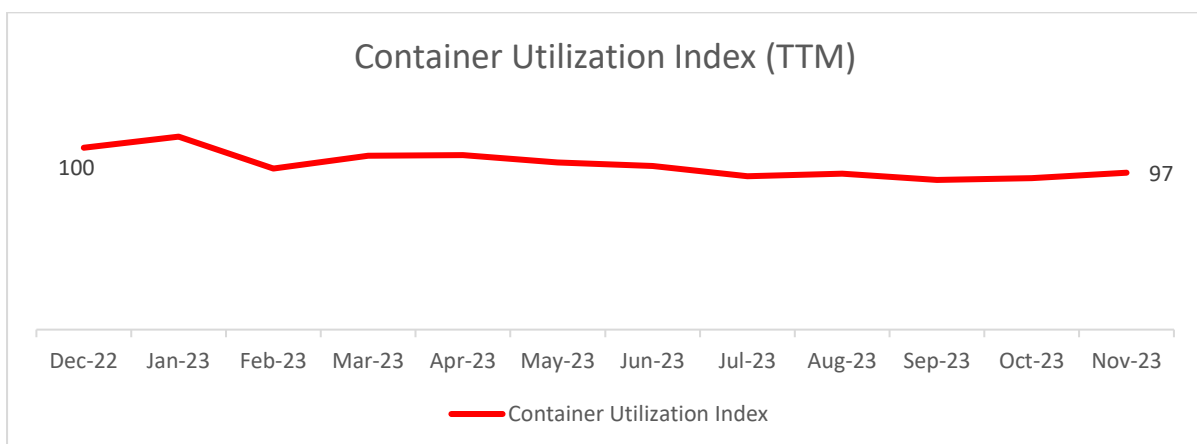
LCL operations:

- LCL volume for the month of November 2023 was marginally down ~0.35% as compared to November 2022 and remained flat (up 0.11%) as compared to October 2023. January 2023 onwards, the volume includes ~1.5% contribution from the new acquisition in Germany.
- In-line with our expectations, the demand continues to remain subdued reflecting a tough macroeconomic environment for global trade.
- Major decline was witnessed across key geographies of Americas, LATAM and Europe. We witnessed some improvement in APAC led by China and India.



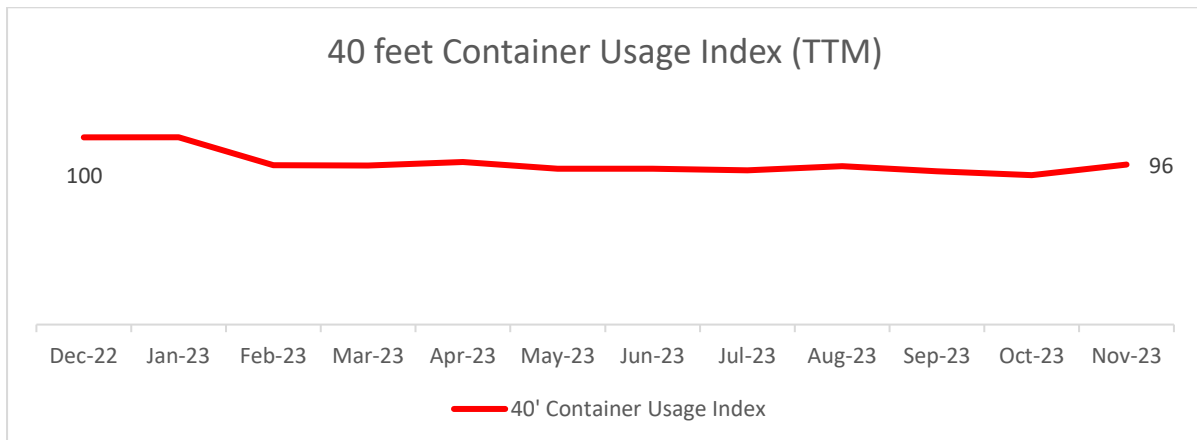
Note: Jan 2023 onwards volumes include recently acquired German entity

- **Container utilization:** Container utilization continues to remain soft on account of lower volumes. The index appears to be better as compared to last year as the base period is lower as compared to earlier base periods.



Note: The Index shows Container utilization (Cbm/TeU) levels rebased as Dec 2022 = 100

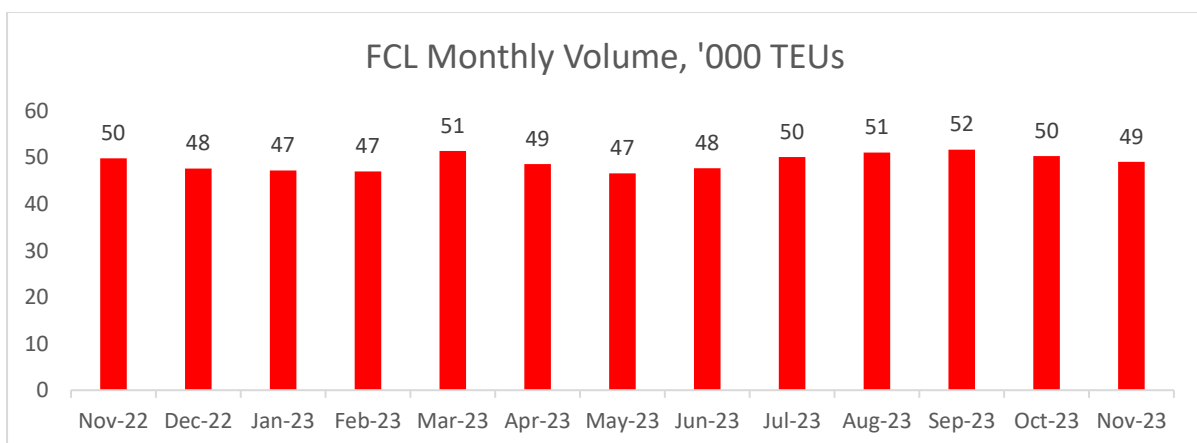
- **40 feet ratio:** 40 feet container usage continues to remain rangebound since operating environment hasn't changed much. The ratio of 40 feet containers is lowest in intra-Asia routes.



Note: The Index shows 40 feet Container usage (number of 40 feet containers as % of total containers used) levels rebased as Dec 2022 = 100

FCL operations:

- FCL volume for the month of November 2023 was down 2% as compared to November 2022 and down 3% as compared to October 2023.
- The decline in FCL volumes is driven by lower volumes in Americas & Europe, while Asia volumes are higher than earlier.



Other Key Updates:

- Shipping lines are expected to avoid red sea under continued attacks, as announced by key carriers. This would lead to longer voyage times across cape of good hope and create disruptions in sailing schedules and impact the cost of transit and can lead to freight rate fluctuations in the near term.
- Company has acquired 51% shares in ECU Worldwide's Middle East operating entity for 6.5 million AED, which will strengthen the company's position in the country.