



KELLTON TECH SOLUTIONS LIMITED.

Hyderabad, June 14, 2021

To

The General Manager, Listing Department, Bombay Stock Exchange Limited, 1 st Floor, New Trading Wing, Rotunda Building, P.J. Towers, Dalal Street Fort, Mumbai-400001	The Manager, Listing Department, National Stock Exchange of India Ltd, Exchange Plaza, Bandra Kurla Complex, Bandra (East), Mumbai – 400051
Scrip Code: 519602	Scrip Code: KELLTONTEC

Dear Sir/Ma'am,

Sub: Financial Results for the quarter and year ended March 31st, 2021 – Regulation 33 (3)(a)

With reference to the subject cited, it is hereby informed that the Board of Directors of the Company at its meeting held on Monday, June 14, 2021 at 09.00 A.M. through video conference facility, interalia, considered and approved the Audited Financial Results (standalone and consolidated) for the quarter and year ended March 31st, 2021.

Copy of Audited Financial Results for the quarter and year ended March 31st, 2021, along with Statement of assets and liabilities and Auditor's Report is enclosed herewith.

Kindly take the same on record and acknowledge the receipt of the same.

Thanking You,

For Kellton Tech Solutions Limited

SURAB Digitally signed
by SURABI JAIN
I JAIN Date: 2021.06.15
09:40:08 +05'30'

Surabi Jani

Company Secretary

M. No . A 49557

INDEPENDENT AUDITORS' REPORT

**Audit Report to
The Board of Directors of
Kellton Tech Solutions Limited**

1. We have audited the accompanying statement of standalone financial results of **Kellton Tech Solutions Limited** ("Company") for the quarter ended March 31, 2021 and year to date from April 1, 2020 to March 31, 2021 (the "Statement") attached herewith, being submitted by the Company pursuant to the requirement of Regulation 33 of the SEBI (Listing Obligations and Disclosure Requirements) Regulations, 2015 as amended ("The Regulation"). This statement is the responsibility of the Company's Management and has been approved by the Board of Directors of the Company. Our responsibility is to express a conclusion on the Statement based on our audit.

2. We conducted our audit in accordance with the Standards on Auditing ("SAs") specified under section 143(10) of the Companies Act, 2013 ("the Act"). We are independent of the Company, in accordance with the Code of Ethics issued by the Institute of Chartered Accountants of India together with the ethical requirements that are relevant to our audit of the financial statements under the provisions of the Act, and the Rules thereunder, and we have fulfilled our other ethical responsibilities in accordance with these requirements and the Code of Ethics. We believe that the audit evidence we have obtained is sufficient and appropriate to provide a basis for our opinion on the Standalone annual financial results.

3. Based on our audit conducted as above, nothing has come to our attention that causes us to believe that the accompanying statement of financial results prepared in accordance with recognition and measurement principles laid down in the applicable Indian Accounting Standards prescribed under section 133 of the Companies Act, 2013, read with relevant rules issued there under and other recognized accounting practices and policies has not disclosed the information required to be disclosed in terms of Regulation 33 of Regulations, including the manner in which it is to be disclosed, or that it contains any material misstatement.

For ANANT RAO & MALLIK

Chartered Accountants


FRN: 006266S



V. ANANT RAO

Partner

M.No. 022644



UDIN : 21022644AAAAPG7668

Place: Hyderabad

Date: 14-06-2021



KELLTON TECH SOLUTIONS LIMITED.

**Kellton Tech Solutions Limited
Standalone Statement of Assets and Liabilities**

S.No	Particulars	Rs. in Lacs	Rs. in Lacs
		31.03.2021	31.03.2020
		Audited	Audited
1	ASSETS		
	Non-current assets		
	Property, Plant and Equipment	934.98	955.89
	Capital work-in-progress	-	-
	Right to use Assets	191.84	658.82
	Goodwill	962.50	962.50
	Other Intangible assets	36.99	109.67
	Financial Assets		
	(i) Investments	8,692.18	8,692.18
	(ii) Loans	-	-
	(iii) Others	72.72	154.61
	Deferred tax assets (net)	141.98	171.98
	Other non-current assets	561.86	651.70
	Total Non-Current Assets	11,595.05	12,357.35
2	Current assets		
	Inventories	1.20	5.65
	Financial Assets		
	(i) Trade receivables	4,891.80	4,871.80
	(ii) Cash and cash equivalents	906.83	950.14
	(iii) Loans	-	-
	Others financial assets	1,655.37	2,387.67
	Current Tax Assets (Net)	-	-
	Other current assets	969.06	941.79
	Total Current Assets	8,424.26	9,157.05
	Total Assets	20,019.31	21,514.40
	EQUITY AND LIABILITIES		
	Equity Share capital	4,819.12	4,819.12
	Other Equity	8,456.64	7,340.70
	Total Equity	13,275.76	12,159.82



Plot No. 404-405, 4th & 6th Floor, iLABS Centre, Udyog Vihar, Phase III, Gurugram, Haryana - 122016, (India),
Ph: +91-124-4698900, Extn: 917, Fax: +91-124-4698949 / E-mail: info@kelltontech.com

Regd. Office: Plot No. 1367, Road No:45, Jubilee Hills, Hyderabad-500033, T.G. India Ph: +91-40-44333000, Fax :+91-40-23552358

CIN:L72200TG1993PLC016819



KELLTON TECH SOLUTIONS LIMITED.

LIABILITIES			
1	Non-current liabilities		
	Financial Liabilities		
(i)	Borrowings	1,378.45	903.22
(ii)	Provisions	301.93	245.83
(iii)	Other non-current liabilities	168.15	601.44
	Lease Liabilities	277.67	855.53
	Deferred Tax Liabilities	-	-
	Total Non-Current Liabilities	2,126.20	2,606.02
2	Current liabilities		
	Financial Liabilities		
(i)	Borrowings	1,682.16	2,015.53
(ii)	Trade payables	570.92	938.39
(iii)	Other financial liabilities	209.81	122.29
	Other current liabilities	382.13	1,295.99
	Provisions	1,656.76	2,349.85
	Current Tax Liabilities (Net)	115.57	26.51
	Total Current Liabilities	4,617.35	6,748.56
	Total Equity and Liabilities	20,019.31	21,514.40

Place: Hyderabad
Date: 14.06.2021

For **Kellton Tech Solutions Limited**

Niranjan Chintam
Chairman
DIN: 01658591





KELLTON TECH SOLUTIONS LIMITED.

**KELLTON TECH SOLUTIONS LIMITED
AUDITED STATEMENT OF CASH FLOW**

(In Lakh)

	For the Year ended	
	March 31'2021	March 31'2020
Cash flow from Operating Activities		
Profit for the Period	1,530.06	1,483.70
Adjustments for :		
Depreciation and amortization expense	575.70	634.15
Expense on employee stock based compensation	5.22	16.37
Bad Debts		
Finance costs	597.11	508.85
Changes in operating assets and liabilities		
Trade receivables	(20.00)	(111.69)
Other assets	891.90	(1,672.34)
Trade payables	(367.47)	(568.67)
Other liabilities	(1,346.28)	(25.53)
Provisions	(640.86)	1,947.05
Net cash provided by operating activities before taxes	1,225.38	2,211.89
Income taxes paid	307.97	452.36
Net cash provided by operating activities	917.41	1,759.53
Cash flow from investing activities		
Purchase of property, plant and equipment	(171.70)	(234.19)
Investment in subsidiaries	-	(1,327.27)
Net cash (used in)or provided by investing activities	(171.70)	(1,561.46)
Cash flow from financing activities		
Finance costs paid	(597.11)	(508.85)
Change in loans and borrowings	229.39	881.21
Repayment of Lease liabilities	(421.30)	(380.14)
Net cash used in financing activities	(789.02)	(7.78)
Net increase in cash and cash equivalents	(43.31)	190.29
Cash and cash equivalents including bank balances other than cash and cash equivalent at the beginning of the period	950.14	759.85
Cash and cash equivalents including bank balances other than cash and cash equivalent at the end of the period	906.83	950.14

Place: Hyderabad
Date: 14.06.2021

For Kellton Tech Solutions Limited

Niranjan Chintam
Chairman
DIN: 01658591






KELLTON TECH SOLUTIONS LIMITED.

Statement of Audited Standalone Profit and Loss for the quarter and Year ended March 31st 2021

(All figures in lakh except EPS)

	Quarter Ended			Year Ended	
	31/03/2021 (Audited)	31/12/2020 (Unaudited)	31/03/2020 (Audited)	31/03/2021 (Audited)	31/03/2020 (Audited)
I. Revenue from Operations	4,448.26	2,639.51	4,239.39	11,924.91	12,679.92
II. Other Income	29.98	110.43	213.40	306.89	370.79
III. Total Revenue (I+II)	4,478.24	2,749.94	4,452.79	12,231.80	13,050.71
IV. Expenses					
(a) Cost of Materials consumed	1,112.35	122.93	1,707.02	1,462.14	2,280.76
(b) Purchase of Stock-in-trade	-	-	-	-	-
(c) Changes in inventories or finished goods, work in progress and Stock-in-trade	-	-	-	-	-
(d) Employee benefits Expense	1,944.77	1,717.91	1,754.02	6,685.15	6,604.70
(e) Finance cost	150.79	158.29	133.20	597.11	508.85
(f) Depreciation and Amortization Expense	125.62	136.54	160.93	575.70	634.15
(g) Other Expenses	539.63	252.09	152.25	1,384.01	1,538.54
Total Expenses	3,873.16	2,387.76	3,907.42	10,704.11	11,567.00
V. Profit/(Loss) before exceptional and extraordinary items and Tax (III-IV)	605.08	362.18	545.37	1,527.69	1,483.71
VI. Exceptional Items	-	2.37	-	2.37	-
VII. Profit/(Loss) before extraordinary items and tax (V-VI)	605.08	364.55	545.37	1,530.06	1,483.71
VIII. Extraordinary Items	-	-	-	-	-
IX. Net Profit/(Loss) before tax (VII-VIII)	605.08	364.55	545.37	1,530.06	1,483.71
X. Tax expense					
1. Current Tax	203.00	75.00	258.03	435.00	478.53
2. Deferred Tax	14.12	5.00	(110.94)	29.12	(130.19)
3. Earlier year Tax	(37.97)	-	-	(37.97)	9.21
XI. Net Profit/(Loss) for the period from continuing operations (IX-X)	425.93	284.55	398.28	1,103.91	1,126.16
XII. Net Profit/(Loss) for the period from discontinuing operations before tax	-	-	-	-	-
XIII. Tax expense from discontinuing operations	-	-	-	-	-
XIV. Net profit/(Loss) for the period from discontinuing operations after tax (XII-XIII)	-	-	-	-	-
XV. Net Profit/(Loss) for the period (XI+XIV)	425.93	284.55	398.28	1,103.91	1,126.16
Other Comprehensive Income					
A (i) Items that will not be reclassified to profit or loss	(3.00)	-	(13.59)	(3.00)	(13.59)
(ii) Income tax relating to items that will not be reclassified to profit or loss	(0.87)	-	(3.96)	(0.87)	(3.96)
B (i) Items that will be reclassified to profit or loss	-	-	-	-	-
(ii) Income tax relating to items that will be reclassified to profit or loss	-	-	-	-	-
Total Other Comprehensive Income	(3.87)	-	(17.55)	(3.87)	(17.55)
XVI. Total Comprehensive Income/(Loss) after taxes, minority interest and share of profit/(loss) of associates	422.06	284.55	380.73	1,100.04	1,108.61



Plot No. 404-405, 4th & 6th Floor, iLABS Centre, Udyog Vihar, Phase III, Gurugram, Haryana -122016, (India),
Ph: +91-124-4698900, Extn: 917, Fax: +91-124-4698949 / E-mail: info@kelltontech.com

Regd. Office: Plot No. 1367, Road No:45, Jubilee Hills, Hyderabad-500033, T.G. India Ph: +91-40-44333000, Fax :+91-40-23552358

CIN:L72200TG1993PLC016819



KELLTON TECH SOLUTIONS LIMITED.

XVII. Earnings Per Equity Share (Before Extra-Ordinary Items) (of Rs.5 each) (not annualized)					
(a) Basic	0.43	0.30	0.39	1.14	1.15
(b) Diluted	0.44	0.30	0.38	1.14	1.13
XVIII. Earnings Per Equity Share (After Extra-Ordinary Items) (of Rs.5 each) (not annualized)					
(a) Basic	0.43	0.30	0.39	1.14	1.15
(b) Diluted	0.44	0.30	0.38	1.14	1.13
Paid up equity share capital (Face Value of Rs. 5 each).	4,819.12	4,819.12	4,819.12	4,819.12	4,819.12
Total Reserves	-	-	-	8,456.64	7,340.70

Notes:

1. Figures of the corresponding previous periods are regrouped and reclassified wherever considered necessary to correspond with current period's presentation.
2. The Statutory Auditors of the Company have audited the financial results for the quarter and year ended March 31st 2021 pursuant to the requirement of Regulation 33 of the SEBI (Listing Obligation and Disclosure Requirements) Regulation 2015 and have given an unqualified opinion in their report. These financial results have been reviewed by the Audit Committee and thereafter approved by Board of Directors at their respective meetings held on June 14th, 2021.
3. The Company does not have multiple segments for Standalone financials.
4. The Company has evaluated the likely impact of the Covid-19 on the overall business of the Company. The impact of the pandemic has been minimal and mitigated with prudent policies adopted by the company, with a strong focus on the Digital Transformation segment targeting specific industry segments for growth. The Company was impacted during Q1 & Q2 of FY21 due to the ongoing pandemic, during this challenging time the company has been able to retain existing clients and add new clients during Q3 & Q4 of FY21. The Company as at the date of the approval of these financials has used various available sources of information to analyze the carrying amount of its financial assets and exposures. The impact of COVID -19 on the Company's financial statements may differ from the estimate as on the date of the approval of the financial statements.

Place: Hyderabad
Date: 14.06.2021

For Kellton Tech Solutions Limited

Niranjan Chintam
Chairman
DIN: 01658591





INDEPENDENT AUDITORS' REPORT

**Audit Report to
The Board of Directors of
Kellton Tech Solutions Limited**

1. We have Audited the accompanying statement of consolidated financial results of **Kellton Tech Solutions Limited** ("Company") and its subsidiaries (together, called the "Group") for the quarter ended March 31, 2021 and year to date from April 1, 2020 to March 31, 2021 (the "Statement") attached herewith, being submitted by the Company pursuant to the requirement of Regulation 33 of the SEBI (Listing Obligations and Disclosure Requirements) Regulations, 2015, as amended ("The Regulation')


2. The preparation of the Statement in accordance with the recognition and measurement principles laid down in Indian Accounting Standard 34, Interim Financial Reporting (Ind AS 34) prescribed under section 133 of Companies Act, 2013, read with relevant rules issued there under and other accounting principles generally accepted in India is the responsibility of the Company's management and has been approved by the Board of Directors of the Company. Our responsibility is to express a conclusion on the Statement based on our Audit.

3. We conducted our audit in accordance with the Standards on Auditing ("SAs") specified under section 143(10) of the Companies Act, 2013 ("the Act"). We are independent of the Group in accordance with the Code of Ethics issued by the Institute of Chartered Accountants of India together with the ethical requirements that are relevant to our audit of the financial statements under the provisions of the Act, and the Rules thereunder, and we have fulfilled our other ethical responsibilities in accordance with these requirements and the Code of Ethics. We believe that the audit evidence obtained by us, is sufficient and appropriate to provide a basis for our opinion on the consolidated annual financial results.

We also performed procedures in accordance with the circular issued by the SEBI under Regulation 33(8) of the Listing Regulations, as amended, to the extent applicable.

4. The Statement Include the results of the entities as given in the Annexure-1 to this report

5. Based on our audit conducted as above and on consideration of report of other auditors on the audited separate quarterly financial results and on other financial information of the components, nothing has come to our attention that causes us to believe that the accompanying Statement of audited financial results prepared in accordance with recognition and measurement principles laid down in applicable Indian Accounting Standards prescribed under section 133 of Companies Act,



2013, read with relevant rules issued there under and other recognized accounting practices and policies has not disclosed the information required to be disclosed in terms of Regulation 33 of Regulations, including the manner in which it is to be disclosed, or that it contains any material misstatement.

6. We did not audit the interim financial results and other financial information of four subsidiaries, whose interim financial results reflect total assets of Rs. 43,170.02 Lakhs as at March 31, 2021. Total revenue of Rs. 16,403.52 Lakhs and Rs. 65,798.90 Lakhs, Total net profit after tax of Rs. 1,465.63 Lakhs and Rs. 6,008.45 Lakhs and Total comprehensive income of Rs. 1,584.97 Lakhs and Rs. 5,975.71 Lakhs, for the quarter ended Mar 31, 2021 and for the period from April 1, 2020 to March 31, 2021, respectively, as considered in the consolidated audited financial results. This interim financial result has been audited by other auditor as on 31st Dec., 2020 and unaudited figures from Jan., 2021 to Mar., 2021, whose report has been furnished to us by the management and our conclusions on the statement, in so far as it relates to the amounts and disclosures in respect of these subsidiaries is based solely on report of the other auditor and procedures performed by us stated above

Our Conclusion on the Statement is not modified in respect of the above matter.


For ANANT RAO & MALLIK
Chartered Accountants
FRN: 006266S



V. ANANT RAO
Partner
M.No. 022644

UDIN : 21022644AAAAPH

6766



Place: Hyderabad

Date: 14-06-2021

Annexure-I to The Independent Auditor's Report on the Quarterly and Year to Date Audited Consolidated Financial Results

Audited Consolidated Financial results for Quarter and year ended 31-03-2021 include results of the following entities :

Sl.No	Name of the Entity	Status
1	Kellton Dbydx Software Private Limited	Wholly Owned Subsidiary
2	Kellton Tech Inc	Wholly Owned Subsidiary
3	Kellton Tech Solutions Inc	Wholly Owned Subsidiary
4	Kellton Tech Limited (Ireland)	Wholly Owned Subsidiary
5	Evantage Solutions Inc	Step Down Subsidiary (Wholly owned subsidiary of Kellton Tech Inc)
6	Vivos Professionals LLC	Step Down Subsidiary (Wholly owned subsidiary of Kellton Tech Inc)
7	Prosoft Technology Group Inc	Step Down Subsidiary (Wholly owned subsidiary of Kellton Tech Solutions Inc)
8	Cyberworld Solutions Inc	Step Down Subsidiary (Wholly owned subsidiary of Prosoft Technology Group)
9	Intelligencepeople Inc	Step Down Subsidiary (Wholly owned subsidiary of Kellton Tech Solutions Inc)
10	Kellton Tech (UK) Limited	Step Down Subsidiary (Wholly owned subsidiary of Kellton Tech Limited)
11	Lenmar Consulting Inc	Step Down Subsidiary (Wholly owned subsidiary of Kellton Tech Solutions Inc)
12	SID Computer Group Inc	Step Down Subsidiary (Wholly owned subsidiary of Kellton Tech Solutions Inc)
13	Talent Parents Inc	Step Down Subsidiary (Wholly owned subsidiary of Kellton Tech Solutions Inc)
14	Planet Pro Inc	Step Down Subsidiary (wholly owned subsidiary of Kellton Tech Inc)
15	Planet Pro Canada Inc	Step Down Subsidiary (wholly owned subsidiary of Kellton Tech Limited)
16	Planet Pro Asia Pte Limited	Step Down Subsidiary (wholly owned subsidiary of Kellton Tech Limited)
17	Tivix Europe SP Z O O	Step Down Subsidiary (wholly owned subsidiary of Kellton Tech Limited)





KELLTON TECH SOLUTIONS LIMITED.

**Kellton Tech Solutions Limited
Consolidated Statement of Assets and Liabilities**

S.No	Particulars	Rs. in Lacs	Rs. in Lacs
		31.03.2021	31.03.2020
		Audited	Audited
1	ASSETS		
	Non-current assets		
	Property, Plant and Equipment	1,002.25	1,036.15
	Capital work-in-progress	-	-
	Right to use assets	606.81	1,236.80
	Goodwill	16,154.42	22,566.63
	Other Intangible assets	2,882.93	2,939.77
	Financial Assets		
	(i) Investments	-	-
	(ii) Loans	-	-
	(iii) Others	79.22	169.43
	Deferred tax assets (net)	-	-
	Other non-current assets	1,183.74	2,055.40
	Total Non-Current Assets	21,909.37	30,004.18
2	Current assets		
	Inventories	1.20	5.65
	Financial Assets		
	(i) Trade receivables	20,584.85	20,258.68
	(ii) Cash and cash equivalents	3881.75	2,995.06
	(iii) Loans	-	-
	Others financial assets	11,319.49	11,550.59
	Current Tax Assets (Net)	-	-
	Other current assets	5,492.70	7,029.59
	Total Current Assets	41,279.99	41,839.57
	Total Assets	63,189.36	71,843.75
	EQUITY AND LIABILITIES		
	Equity Share capital	4,819.12	4,819.12
	Other Equity	37,235.08	36,815.89
	Total Equity	42,054.20	41,635.01



Plot No. 404-405, 4th & 6th Floor, iLABS Centre, Udyog Vihar, Phase III, Gurugram, Haryana -122016, (India),
Ph: +91-124-4698900, Extn: 917, Fax: +91-124-4698949 / E-mail: info@kelltontech.com

Regd. Office: Plot No. 1367, Road No:45, Jubilee Hills, Hyderabad-500033, T.G.India Ph: +91-40-44333000, Fax :+91-40-23552358

CIN:L72200TG1993PLC016819




KELLTON TECH SOLUTIONS LIMITED.

LIABILITIES			
1	Non-current liabilities		
	Financial Liabilities		
(i)	Borrowings	2,265.44	2,857.37
(ii)	Provisions	301.93	245.83
(iii)	Other non-current liabilities	168.15	601.44
(iv)	Other financial liabilities	947.27	3,631.91
	Lease Liabilities	796.51	1,548.87
	Deferred Tax Liabilities	225.62	160.53
	Total Non-Current Liabilities	4,704.92	9,045.95
2	Current liabilities		
	Financial Liabilities		
(i)	Borrowings	6,489.05	6,689.44
(ii)	Trade payables	1,617.33	3,923.52
(iii)	Other financial liabilities	1,366.12	2,077.30
	Other current liabilities	1,067.16	1,551.49
	Provisions	4,124.96	4,543.25
	Current Tax Liabilities (Net)	1,765.62	2,377.79
	Total Current Liabilities	16,430.24	21,162.79
	Total Equity and Liabilities	63,189.36	71,843.75

Place: Hyderabad
Date: 14.06.2021

For Kellton Tech Solutions Limited


Niranjana Chintam
Chairman
DIN: 01658591





KELLTON TECH SOLUTIONS LIMITED.

**KELLTON TECH SOLUTIONS LIMITED
AUDITED CONSOLIDATED STATEMENT OF CASH FLOW**

	For the Year ended	
	March 31'2021	March 31'2020
Cash flow from Operating Activities		
Profit for the Period	8,672.69	8,707.50
Adjustments for :		
Depreciation and amortization expense	1,292.31	1,281.12
Expense on employee stock based compensation	15.91	39.57
Allowance for doubtful debt	459.28	-
Finance costs	1,284.94	1,643.18
Miscellaneous expenses written back	-	-
Foreign currency translation	(32.74)	389.08
Changes in operating assets and liabilities		
Trade receivables	(785.44)	(2,219.40)
Other assets	2,734.32	(3,507.79)
Trade payables	(2,306.19)	276.56
Other liabilities	(917.63)	338.76
Provisions	(362.18)	71.04
Net cash provided by operating activities before taxes	10,055.27	7,019.62
Income taxes paid	(2,107.42)	(1,371.68)
Net cash provided by operating activities	7,947.85	5,647.94
Cash flow from investing activities		
Purchase of property, plant and equipment	(571.57)	(2,675.71)
Goodwill and capital reserve	6,412.21	(2,665.50)
Earnout payments-(net)	(2,684.64)	1,434.70
Net cash (used in)or provided by investing activities	3,156.00	(3,906.51)
Cash flow from financing activities		
Finance costs paid	(1,284.94)	(1,643.18)
Change in loans and borrowings	(1,503.51)	(714.82)
Changes in Reserves	(6,676.33)	1,553.43
Repaymet of Lease Liabilities	(752.38)	(527.03)
Net cash used in financing activities	(10,217.16)	(1,331.60)
Net increase in cash and cash equivalents	886.69	409.83
Cash and cash equivalents including bank balances other than cash and cash equivalent at the beginning of the period	2,995.06	2,585.23
Cash and cash equivalents including bank balances other than cash and cash equivalent at the end of the period	3,881.75	2,995.06

Place: Hyderabad
Date: 14.06.2021

For Kellton Tech Solutions Limited

Niranjan Chintan
Chairman
DIN: 01658591






KELLTON TECH SOLUTIONS LIMITED.

**Statement of Audited Consolidated Profit and Loss for the quarter and Year ended
March 31st, 2021**

(All figures in lakh except EPS)

Particulars	Quarter Ended			Year Ended	
	31/03/2021 (Audited)	31/12/2020 (Unaudited)	31/03/2020 (Audited)	31/03/2021 (Audited)	31/03/2020 (Audited)
I. Revenue from Operations	20,831.56	19,642.24	20,626.17	77,563.21	77,067.93
II. Other Income	50.20	133.90	177.54	467.49	394.07
III. Total Revenue (I+II)	20,881.76	19,776.14	20,803.71	78,030.70	77,462.00
IV. Expenses					
(a) Cost of Materials consumed	1,112.35	122.93	1,707.02	1,462.14	2,280.76
(b) Purchase of Stock-in-trade	-	-	-	-	-
(c) Changes in inventories or finished goods, work in progress and Stock- in- trade	-	-	-	-	-
(d) Employee benefits Expense	10,263.45	9,870.45	8,005.43	38,567.52	37,038.77
(e) Finance cost	259.55	326.06	423.67	1,284.94	1,643.18
(f) Depreciation and Amortization Expense	270.08	308.65	276.18	1,292.31	1,281.12
(g) Other Expenses	6,534.78	6,627.87	8,492.97	26,753.48	26,510.67
Total Expenses	18,440.21	17,255.96	18,905.27	69,360.39	68,754.50
V. Profit/(Loss) before exceptional and extraordinary items and Tax (III-IV)	2,441.55	2,520.18	1,898.44	8,670.31	8,707.50
VI. Exceptional Items	-	2.37	-	2.37	-
VII. Profit/(Loss) before extraordinary items and tax (V-VI)	2,441.55	2,522.55	1,898.44	8,672.68	8,707.50
VIII. Extraordinary Items	-	-	-	-	-
IX. Net Profit/(Loss) before tax (VII-VIII)	2,441.55	2,522.55	1,898.44	8,672.68	8,707.50
X. Tax expense					
1. Current Tax	569.74	330.83	588.09	1,565.07	1,773.93
2. Deferred Tax	13.75	5.00	(144.71)	28.75	(128.77)
3. Earlier Year Tax	(33.48)	-	-	(33.48)	9.21
XI. Net Profit/(Loss) for the period from continuing operations (IX-X)	1,891.54	2186.72	1,455.06	7,112.34	7,053.13
XII. Net Profit/(Loss) for the period from discontinuing operations before tax	-	-	-	-	-
XIII. Tax expense from discontinuing operations	-	-	-	-	-
XIV. Net profit /(Loss) for the period from discontinuing operations after tax (XII-XIII)	-	-	-	-	-
XV. Net Profit/(Loss) for the period (XI+XIV)	1,891.54	2186.72	1,455.06	7,112.34	7,053.13
Other Comprehensive Income					
A (i) Items that will not be reclassified to profit or loss	(3.00)	-	(13.59)	(3.00)	(13.59)
(ii) Income tax relating to items that will not be reclassified to profit or loss	(0.87)	-	(3.96)	(0.87)	(3.96)
B (i) Items that will be reclassified to profit or loss	119.34	(103.32)	336.57	(32.74)	389.08
(ii) Income tax relating to items that will be reclassified to profit or loss	-	-	-	-	-
Total Other Comprehensive Income	115.47	(103.32)	319.02	(36.61)	371.53
Total comprehensive income for the period (Comprising Profit (Loss) and Other Comprehensive Income for the period)	2,007.01	2,083.40	1,774.08	7,075.73	7,424.66
XVI. Earnings Per Equity Share (Before					



Plot No. 404-405, 4th & 6th Floor, iLABS Centre, Udyog Vihar, Phase III, Gurugram, Haryana -122016, (India),
Ph: +91-124-4698900, Extn: 917, Fax: +91-124-4698949 / E-mail: info@kelltontech.com

Regd. Office: Plot No. 1367, Road No:45, Jubilee Hills, Hyderabad-500033, T.G.India Ph: +91-40-44333000, Fax :+91-40-23552358

CIN:L72200TG1993PLC016819



KELLTON TECH SOLUTIONS LIMITED.

XVI. Earnings Per Equity Share (Before Extra-Ordinary Items) (of Rs. 5 each) (Not annualized)					
(a) Basic	2.08	2.16	1.84	7.34	7.70
(b) Diluted	2.08	2.16	1.73	7.33	7.55
XVII. Earnings Per Equity Share (After Extra-Ordinary Items) (of Rs. 5 each)(Not annualized)					
(a) Basic	2.08	2.16	1.84	7.34	7.70
(b) Diluted	2.08	2.16	1.73	7.33	7.55
Paid up equity share capital (Face Value of Rs. 5 each).	4,819.12	4,819.12	4,819.12	4,819.12	4,819.12
Reserve excluding Revaluation reserves as per balance sheet of previous accounting year.	-	-	-	37,235.08	36,815.89

1. Segment Information

Sr.No	Particulars	Quarter Ended			Year Ended	
		31/03/2021 (Audited)	31/12/2020 (Unaudited)	31/03/2020 (Audited)	31/03/2021 (Audited)	31/03/2020 (Audited)
1.	Segment Revenue					
	Digital Transformation	16,954.00	15,301.41	14,923.21	61,540.35	57,847.43
	Enterprise Solutions	2,670.54	3,281.50	4,711.76	11,830.44	14,875.32
	Consulting	1,207.02	1,059.33	991.20	4,192.42	4,345.18
	Total	20,831.56	19,642.24	20,626.17	77,563.21	77,067.93
2.	Less: Intersegment revenue					
3.	Net Sales /Income from operations	20,831.56	19,642.24	20,626.17	77,563.21	77,067.93
4.	Segment results profit / (loss) before tax, interest and depreciation					
	Digital Transformation	6,128.21	5,879.05	4,986.54	22,731.01	21,596.06
	Enterprise Solutions	1,116.68	999.56	1,045.58	3,284.08	3,690.90
	Consulting	286.26	258.05	172.89	1,208.87	1,276.74
5.	Total	7,531.15	7,136.66	6,205.01	27,223.96	26,563.70
	Less: Un allocable Expenses	4,880.25	4,424.32	4,060.44	17,736.20	16,607.09
6.	Finance Cost	259.55	326.06	423.67	1,284.94	1,643.18
7.	Un allocable Income	50.20	136.27	177.54	469.86	394.07
8.	Total Profit Before Tax	2,441.55	2,522.55	1,898.44	8,672.68	8,707.50

Notes:

1. *Assets and liabilities used in the company's business are not identified to any of the reportable segment as these are used interchangeably between segments. The management believes that it is not practicable to provide segment disclosures related to total assets and liabilities since meaningful segregation of the available data is onerous.

2. Figures of the corresponding previous periods are regrouped and reclassified wherever considered necessary to correspond with current period's presentation.



Plot No. 404-405, 4th & 6th Floor, iLABS Centre, Udyog Vihar, Phase III, Gurugram, Haryana -122016, (India),
Ph: +91-124-4698900, Extn: 917, Fax: +91-124-4698949 / E-mail: info@kelltontech.com

Regd. Office: Plot No. 1367, Road No:45, Jubilee Hills, Hyderabad-500033, T.G. India Ph: +91-40-44333000, Fax :+91-40-23552358

CIN:L72200TG1993PLC016819



KELLTON TECH SOLUTIONS LIMITED.

3. The Statutory Auditors of the Company have conducted an audit of the financial results for the quarter and year ended March 31, 2021 pursuant to the requirement of Regulation 33 of the SEBI (Listing Obligation and Disclosure Requirements) Regulation 2015 and have given an unqualified opinion in their report. These financial results have been reviewed by the Audit Committee and thereafter approved by Board of Directors at their respective meetings held on June 14, 2021.

4. The Company has evaluated the likely impact of the Covid-19 on the overall business of the Company. The impact of the pandemic has been minimal and mitigated with prudent policies adopted by the company, with a strong focus on the Digital Transformation segment targeting specific industry segments for growth. The Company was impacted during Q1 & Q2 of FY21 due to the ongoing pandemic, during this challenging time the company has been able to retain existing clients and add new clients during Q3 & Q4 of FY21. The Company as at the date of the approval of these financials has used various available sources of information to analyze the carrying amount of its financial assets and exposures. The impact of COVID -19 on the Company's financial statements may differ from the estimate as on the date of the approval of the financial statements.

Place: Hyderabad
Date: 14.06.2021

For **Kellton Tech Solutions Limited**


Niranjana Chintam
Chairman
DIN: 01658591

