



# KAMDHENU LIMITED

2nd Floor, Tower - A, Building No. 9, DLF Cyber City, Phase - III, Gurugram  
PIN: 122002, (Haryana) Phone: - 0124 - 4604500, Fax: 0124 - 4218524  
E-mail: kamdhenu@kamdhenulimited.com, website: www.kamdhenulimited.com

14<sup>th</sup> August, 2020

To,  
The Manager- Listing  
National Stock Exchange of India Limited,  
Exchange Plaza, BandraKurla Complex,  
Bandra(E), Mumbai-400 051

To,  
The Manager- Listing  
BSE Limited,  
PhirozeJeejeebhoy Towers,  
Dalal Street, Mumbai- 400 001

REF: Security Code: KAMDHENU

Ref: Security Code: 532741

Dear Sir/Madam,

**Subject: Outcome of Board Meeting: Compliance under Regulation 30 read with 33 of SEBI (Listing Obligations and Disclosure Requirements) Regulation, 2015 - Filing of Unaudited Standalone and Consolidated Financial Results for the Quarter ended 30<sup>th</sup> June, 2020.**

In Compliance of Regulations 30 and 33 of the SEBI (Listing Obligations & Disclosure Requirements) Regulations, 2015, (hereinafter referred as 'Listing Regulations') we are submitting herewith the Unaudited Financial Results of the Company (Consolidated as well as Standalone) for the Quarter ended 30<sup>th</sup> June, 2020 along with Limited Review Report thereon [Consolidated as well as standalone) issued by Auditors of the Company

The above result have been duly recommended by the Audit Committee and approved by the Board of Directors of the Company, at its meeting held on Friday, the 14<sup>th</sup> day of August, 2020. The meeting of the Board of Directors of the Company commenced at 11:00 A.M. and concluded at 02:30 P.M. These results have been prepared as per Ind-AS applicable on the Company.


A copy of the Results along with Limited Review Report of the Auditors of the Company, as required under Regulation 33 of the Securities and Exchange Board of India (Listing Obligations and Disclosure Requirements) Regulation, 2015 is enclosed herewith.

You are requested to kindly take the same on your record.

Thanking you,  
Yours faithfully,

For Kamdhenu Limited,

  
(Jogeswar Mohanty)  
Company Secretary  
M. No. ACS23247



**KAMDHENU LIMITED**

CIN: L27101RJ1994PLC067034

Regd. Office: A-1112 & A-1114, RIICO Industrial Area, Phase-III, Bhiwadi-301019, Alwar, Rajasthan

Corporate Office: 2nd Floor, Tower-A, Building No.9, DLF Cyber City Phase-3, Gurgaon-122 002

Phone no.-0124-4604500 Fax: - 0124-4218524 Email:- kamdhenu@kamdhenulimited.com Website:-www.kamdhenulimited.com

**STATEMENT OF UNAUDITED STANDALONE AND CONSOLIDATED FINANCIAL RESULTS FOR THE QUARTER ENDED 30TH JUNE, 2020**

(Rs/Lakhs)

| Particulars  | Standalone      |                  |                  | Consolidated    |                  |             | Standalone       | Consolidated     |
|--|-----------------|------------------|------------------|-----------------|------------------|-------------|------------------|------------------|
|  | Quarter Ended   |                  |                  | Quarter Ended   |                  |             | Year Ended       | Year Ended       |
|  | 30.06.2020      | 31.03.2020       | 30.06.2019       | 30.06.2020      | 31.03.2020       | 30.06.2019  | 31.03.2020       | 31.03.2020       |
|  | (Unaudited)     | (Audited)        | (Unaudited)      | (Unaudited)     | (Audited)        | (Unaudited) | (Audited)        | (Audited)        |
| <b>1 Income</b>  |                 |                  |                  |                 |                  |             |                  |                  |
| a Revenue from operations  | 8,812.99        | 24,559.70        | 22,297.74        | 8,812.99        | 24,559.70        | -           | 96,196.45        | 96,196.45        |
| b Other income   | 86.19           | 18.32            | 4.63             | 86.19           | 18.32            | -           | 63.38            | 63.38            |
| <b>Total income</b>  | <b>8,899.18</b> | <b>24,578.02</b> | <b>22,302.37</b> | <b>8,899.18</b> | <b>24,578.02</b> | <b>-</b>    | <b>96,259.83</b> | <b>96,259.83</b> |
| <b>2 Expenses</b>  |                 |                  |                  |                 |                  |             |                  |                  |
| a Cost of Materials Consumed   | 3,356.11        | 9,875.27         | 7,724.98         | 3,356.11        | 9,875.27         | -           | 34,341.13        | 34,341.13        |
| c Purchases of Stock-in-Trade  | 948.30          | 8,987.48         | 9,161.85         | 948.30          | 8,987.48         | -           | 40,071.01        | 40,071.01        |
| d Changes in Inventory of Finished Goods, Work-in-Progress and Stock-in-Trade  | 861.56          | (454.69)         | (706.71)         | 861.56          | (454.69)         | -           | (3,362.70)       | (3,362.70)       |
| e Employee Benefits Expense  | 980.52          | 1,209.72         | 1,178.44         | 980.52          | 1,209.72         | -           | 5,019.40         | 5,019.40         |
| f Finance Costs  | 373.40          | 336.92           | 262.61           | 373.40          | 336.92           | -           | 1,190.19         | 1,190.19         |
| g Depreciation & Amortization Expense  | 211.62          | 212.63           | 208.76           | 211.62          | 212.63           | -           | 838.24           | 838.24           |
| h Other Expenses   | 1,973.91        | 4,073.14         | 3,474.59         | 1,974.06        | 4,074.10         | -           | 15,688.47        | 15,689.43        |
| <b>Total expenses</b>  | <b>8,705.42</b> | <b>24,240.47</b> | <b>21,304.52</b> | <b>8,705.57</b> | <b>24,241.42</b> | <b>-</b>    | <b>93,785.74</b> | <b>93,786.70</b> |
| <b>3 Profit before exceptional items and tax (1-2)</b>   | <b>193.76</b>   | <b>337.55</b>    | <b>997.85</b>    | <b>193.61</b>   | <b>336.60</b>    | <b>-</b>    | <b>2,474.09</b>  | <b>2,473.13</b>  |
| 4 Exceptional Items  | -               | 11.83            | 68.27            | -               | 11.83            | -           | 2,518.94         | 2,518.94         |
| <b>5 Profit/(Loss) before tax (3-4)</b>  | <b>193.76</b>   | <b>325.72</b>    | <b>929.58</b>    | <b>193.61</b>   | <b>324.77</b>    | <b>-</b>    | <b>(44.85)</b>   | <b>(45.81)</b>   |
| <b>6 Tax expense</b>   |                 |                  |                  |                 |                  |             |                  |                  |
| a Current tax  | 72.24           | 148.54           | 332.33           | 72.24           | 148.54           | -           | 148.54           | 148.54           |
| b Deferred tax   | (23.09)         | (54.43)          | (11.18)          | (23.09)         | (54.43)          | -           | (384.73)         | (384.73)         |
| c Income Tax of earlier years  | -               | -                | -                | -               | -                | -           | 3.09             | 3.09             |
| <b>Total Tax Expenses</b>  | <b>49.15</b>    | <b>94.11</b>     | <b>321.15</b>    | <b>49.15</b>    | <b>94.11</b>     | <b>-</b>    | <b>(233.10)</b>  | <b>(233.10)</b>  |
| <b>7 Net Profit after tax (5-6)</b>  | <b>144.61</b>   | <b>231.61</b>    | <b>608.43</b>    | <b>144.46</b>   | <b>230.66</b>    | <b>-</b>    | <b>188.25</b>    | <b>187.29</b>    |
| <b>8 Other Comprehensive Income/(Loss)</b>   |                 |                  |                  |                 |                  |             |                  |                  |
| a Items that will not be reclassified to profit or loss  | (6.54)          | 2.28             | 2.02             | (6.54)          | 2.28             | -           | 6.92             | 6.92             |
| b Tax impacts on above   | 6.75            | (0.62)           | 2.81             | 6.75            | (0.62)           | -           | 2.17             | 2.17             |
| <b>Total Other Comprehensive Income</b>  | <b>0.21</b>     | <b>1.66</b>      | <b>4.83</b>      | <b>0.21</b>     | <b>1.66</b>      | <b>-</b>    | <b>9.09</b>      | <b>9.09</b>      |
| <b>9 Total comprehensive income for the period (comprising profit after tax and other comprehensive income after tax for the period) (7+8)</b> | <b>144.82</b>   | <b>233.27</b>    | <b>613.26</b>    | <b>144.67</b>   | <b>232.32</b>    | <b>-</b>    | <b>197.34</b>    | <b>196.38</b>    |
| <b>Net Profit attributable to:</b>   |                 |                  |                  |                 |                  |             |                  |                  |
| Equity holders of the parent   | -               | -                | -                | 144.46          | 230.66           | -           | -                | 187.29           |
| Non-controlling interests  | -               | -                | -                | -               | -                | -           | -                | -                |
| <b>Other Comprehensive income attributable to:</b>   |                 |                  |                  |                 |                  |             |                  |                  |
| Equity holders of the parent   | -               | -                | -                | 0.21            | 1.66             | -           | -                | 9.09             |
| Non-controlling interests  | -               | -                | -                | -               | -                | -           | -                | -                |
| <b>Total Comprehensive income attributable to:</b>   |                 |                  |                  |                 |                  |             |                  |                  |
| Equity holders of the parent   | -               | -                | -                | 144.67          | 232.32           | -           | -                | 196.38           |
| Non-controlling interests  | -               | -                | -                | -               | -                | -           | -                | -                |
| <b>10 Earnings per share in rupees: ( Quarterly not Annualised)</b>  |                 |                  |                  |                 |                  |             |                  |                  |
| - Basic (in Rupees)  | 0.54            | 0.87             | 2.29             | 0.54            | 0.87             | -           | 0.71             | 0.71             |
| - Diluted (in Rupees)  | 0.54            | 0.86             | 2.28             | 0.54            | 0.86             | -           | 0.70             | 0.70             |
| <b>11 Paid-up equity share capital (Face Value of Rs.10 each)</b>  | <b>2,693.55</b> | <b>2,654.33</b>  | <b>2,654.33</b>  | <b>2,693.55</b> | <b>2,654.33</b>  | <b>-</b>    | <b>2,654.33</b>  | <b>2,654.33</b>  |

## Segmentwise Revenue, Results, Assets and Liabilities

(Rs/Lakhs)

| Particulars  | Standalone                |                         |                           | Consolidated              |                         |                           | Standalone              | Consolidated            |
|--|---------------------------|-------------------------|---------------------------|---------------------------|-------------------------|---------------------------|-------------------------|-------------------------|
|  | Quarter Ended             |                         |                           | Quarter Ended             |                         |                           | Year Ended              | Year Ended              |
|  | 30.06.2020<br>(Unaudited) | 31.03.2020<br>(Audited) | 30.06.2019<br>(Unaudited) | 30.06.2020<br>(Unaudited) | 31.03.2020<br>(Audited) | 30.06.2019<br>(Unaudited) | 31.03.2020<br>(Audited) | 31.03.2020<br>(Audited) |
| <b>A. Segment Revenue</b>                                  |                           |                         |                           |                           |                         |                           |                         |                         |
| - Steel  | 5,057.28                  | 18,138.20               | 18,343.18                 | 5,057.28                  | 18,138.20               | -                         | 73,628.98               | 73,628.98               |
| - Paints   | 3,755.71                  | 6,421.50                | 3,954.56                  | 3,755.71                  | 6,421.50                | -                         | 22,567.47               | 22,567.47               |
| <b>Gross Revenue from Operations</b>                       | <b>8,812.99</b>           | <b>24,559.70</b>        | <b>22,297.74</b>          | <b>8,812.99</b>           | <b>24,559.70</b>        | -                         | <b>96,196.45</b>        | <b>96,196.45</b>        |
| <b>B. Segment Results</b>                                  |                           |                         |                           |                           |                         |                           |                         |                         |
| - Steel  | 1,006.07                  | 1,210.11                | 1,568.36                  | 1,006.07                  | 1,210.11                | -                         | 2,810.83                | 2,810.83                |
| - Paints   | (214.11)                  | (178.75)                | (115.70)                  | (214.11)                  | (178.75)                | -                         | (479.84)                | (479.84)                |
| Profit/(Loss) before finance cost, Tax & unallocable items | 791.95                    | 1,031.37                | 1,452.66                  | 791.95                    | 1,031.37                | -                         | 2,330.99                | 2,330.99                |
| Less: Finance cost   | 373.40                    | 336.92                  | 262.61                    | 373.40                    | 336.92                  | -                         | 1,190.19                | 1,190.19                |
| Less: Other Unallocable Expenditure net of Income          | 224.79                    | 368.73                  | 260.47                    | 224.94                    | 369.68                  | -                         | 1,185.65                | 1,186.60                |
| <b>Total Profit before Tax</b>                             | <b>193.76</b>             | <b>325.72</b>           | <b>929.58</b>             | <b>193.61</b>             | <b>324.77</b>           | -                         | <b>(44.85)</b>          | <b>(45.81)</b>          |
| <b>C. Segment Assets</b>                                   |                           |                         |                           |                           |                         |                           |                         |                         |
| - Steel  | 22,060.41                 | 22,305.59               | 22,417.00                 | 22,060.41                 | 22,305.59               | -                         | 22,305.59               | 22,305.59               |
| - Paints   | 21,194.59                 | 22,845.86               | 17,650.51                 | 21,194.59                 | 22,845.86               | -                         | 22,845.86               | 22,845.86               |
| - Unallocable  | 1,269.83                  | 1,253.52                | 525.55                    | 1,270.55                  | 1,254.24                | -                         | 1,253.52                | 1,254.24                |
| <b>Total Segment Assets</b>                                | <b>44,524.82</b>          | <b>46,404.97</b>        | <b>40,593.06</b>          | <b>44,525.54</b>          | <b>46,405.69</b>        | -                         | <b>46,404.97</b>        | <b>46,405.69</b>        |
| <b>D. Segment Liabilities</b>                              |                           |                         |                           |                           |                         |                           |                         |                         |
| - Steel  | 9,355.44                  | 10,257.86               | 8,594.50                  | 9,355.44                  | 10,257.86               | -                         | 10,257.86               | 10,257.86               |
| - Paints   | 16,384.57                 | 17,516.50               | 12,273.89                 | 16,384.57                 | 17,516.50               | -                         | 17,516.50               | 17,516.50               |
| - Unallocable  | 530.99                    | 560.83                  | 978.12                    | 532.81                    | 562.50                  | -                         | 560.83                  | 562.50                  |
| <b>Total Segment Liabilities</b>                           | <b>26,271.00</b>          | <b>28,335.19</b>        | <b>21,846.51</b>          | <b>26,272.82</b>          | <b>28,336.86</b>        | -                         | <b>28,335.19</b>        | <b>28,336.86</b>        |

**Notes:**

- The above results were reviewed and recommended by the Audit Committee & approved by the Board of Directors at their respective meetings held on 14th August, 2020. The financial results for the quarter ended 30th June, 2020 have been limited reviewed by the Statutory Auditors of the Company.
- During the quarter ended 30th June, 2020, the Company has allotted 3,92,250 Equity shares at the exercise price of Rs.10/- each to eligible employees under Kamdhenu Employee Amended Stock Option Scheme, 2017 (ESOS-2017) on 29th June, 2020, however these Equity Shares are yet to be listed.
- The Consolidated financial results of the company and its subsidiary have been prepared as per Ind AS 110 "Consolidated financial statements".
- The company continues to monitor the impact of COVID 19 on its business including its impact on customers, supply chain etc. Due care has been exercised on significant accounting judgement and estimates including in relation to recoverability of receivables, inventory and other financial assets based on information available to date while preparing the company's financial results as of and for the quarter ended 30 June 2020.
- The Consolidated financial statement for the quarter ended 30th June, 2020 includes the results for immediate previous quarter ended 31st March, 2020 only, as the Kamdhenu Ventures Limited became subsidiary of the company during the quarter ended 31st March, 2020, accordingly figures for previous corresponding quarter ended 30th June, 2019 are not given.
- The unaudited financial results of the company for the quarter ended 30th June 2020 are also available on the Company's website (www.kamdhenulimited.com) and on the website of BSE (www.bseindia.com) and NSE (www.nseindia.com) in accordance with the provision of (Listing obligations and Disclosure Requirements) Regulation, 2015.

For and on behalf of the Board of Directors

Kamdhenu Limited

SATISH KUMAR  
AGARWALDigitally signed by SATISH KUMAR  
AGARWAL  
Date: 2020.08.14 13:35:03 +05'30'

(Satish Kumar Agarwal)

Chairman &amp; Managing Director

DIN: 00005981

Place: Gurgaon

Date: 14th August, 2020

# B S D & Co.

## Chartered Accountants

Branch Office Delhi: 810, 8th Floor, Antriksh Bhawan, 22 Kasturba Gandhi Marg, New Delhi-110001(Delhi)  
Tel. : 011-43029888, Email id: delhi@bsdgroup.in website : www.bsdgroup.in

### **Independent Auditors' Review Report on the Quarterly Unaudited Consolidated Financial Results of the Company pursuant to Regulation 33 of the Securities and Exchange Board of India (Listing Obligations and Disclosure Requirements) Regulations, 2015 as amended**

To Board of Directors  
**Kamdhenu Ltd.**  
Building 9-A, 2<sup>nd</sup> Floor,  
DLF Cyber City, Phase -III,  
Gurgaon (Haryana) - 122002

1. We have reviewed the accompanying Statement of Unaudited Consolidated Financial Results of Kamdhenu Limited ("Parent") and its subsidiaries (the parent and its subsidiaries together referred to as 'the group') for the quarter ended 30th June 2020 (the "Statement") attached herewith, being submitted by the Parent pursuant to the requirement of Regulation 33 of the SEBI (Listing Obligations and Disclosure Requirements) Regulations 2015 as amended ("the Regulation"), read with SEBI Circular No. CIR/CFD/CMD1/44/2019 dated March 29, 2019('the Circular').
2. This Statement, which is the responsibility of the Parent's Management and approved by the Parent's Board of Directors, has been prepared in accordance with the recognition and measurement principles laid down in Indian Accounting Standards 34, (Ind AS 34) "Interim Financial Reporting" prescribed under section 133 of the Companies Act, 2013 as amended, read with relevant rules issued thereunder and other accounting principles generally accepted in India read with the Circular. Our responsibility is to express a conclusion on the Statement based on our review.
3. We conducted our review of the statement in accordance with the Standard on Review Engagements (SRE) 2410, "Review of Interim Financial Information performed by the Independent Auditor of the Entity" issued by the Institute of Chartered Accountants of India. A review of interim financial information consists of making inquiries, primarily of persons responsible for financial and accounting matters, and applying analytical and other review procedures. A review is substantially less in scope than an audit conducted in accordance with Standards on Auditing and consequently does not enable us to obtain assurance that we would become aware of all significant matters that might be identified in an audit. Accordingly, we do not express an audit opinion.  
  
We also performed procedures in accordance with the Circular issued by the Securities and Exchange Board of India under Regulation 33(8) of the Regulation, to the extent applicable.
4. The Statement includes the results of Kamdhenu Ventures Limited (Consolidated) and are certified by the management and our conclusion on the Statement in so far as it relates to the amounts and disclosures in respect of this subsidiary is based solely on



the basis of financial statement as certified and procedures performed by us as stated in paragraph 3 above. Our conclusion on the statement is not modified in respect of above matter.

5. Based on our review conducted and procedures performed as stated in paragraph 3 above and based on the consideration of the financial statements as certified by the management referred to paragraph 4 above, nothing has come to our attention that causes us to believe that the accompanying statement, prepared in accordance with recognition and measurement principles laid in the aforesaid Indian Accounting Standard specified under Section 133 of Companies Act,2013, as amended, read with relevant rules issued thereunder and other accounting principles generally accepted in India, has not disclosed the information required to be disclosed in terms of Regulation, read with circular, including the manner in which it is to be disclosed, or that it contains any material misstatement.

For BSD & Co.  
Chartered Accountants  
Firm Registration No. 000312S



Surendra Khinvasra  
Partner  
Membership No. 070804  
UDIN: 20070804AAAACZ6880

Place of signature: New Delhi  
Date: 14<sup>th</sup> August 2020

**Annexure I: List of entities consolidated as at June 30, 2020**

1. Kamdhenu Ventures Ltd. - Wholly owned Subsidiary - Consolidated



# B S D & Co.

## Chartered Accountants

Branch Office Delhi: 810, 8th Floor, Antriksh Bhawan, 22 Kasturba Gandhi Marg, New Delhi-110001(Delhi)  
Tel. : 011-43029888, Email id: delhi@bsdgroup.in website : www.bsdgroup.in

### **Independent Auditors' Review Report on the Quarterly Unaudited Standalone Financial Results of the Company pursuant to Regulation 33 of the Securities and Exchange Board of India (Listing Obligations and Disclosure Requirements) Regulations, 2015 as amended**

To

The Board of Directors

**Kamdhenu Ltd.**

Building 9-A, 2<sup>nd</sup> Floor,

DLF Cyber City, Phase -III,



Gurgaon (Haryana) - 122002

1. We have reviewed the accompanying statement of unaudited Standalone financial results of Kamdhenu Limited ("the company") for the quarter ended 30<sup>th</sup> June 2020 attached herewith, being submitted by the company pursuant to the requirements of Regulations 33 of the SEBI (Listing Obligations and Disclosure Requirements) Regulations, 2015 (as amended).
2. This statement is the responsibility of the Company's Management and approved by the Board of Directors has been compiled from the related interim Standalone financial statements which has been prepared in accordance with Indian Accounting Standard 34 "Interim Financial Reporting" (Ind AS 34), specified under Section 133 of the Companies Act, 2013, read with relevant rules issued there under and other accounting principles generally accepted in India. Our responsibility is to issue a report on these financial statements based on our review.
3. We conducted our review in accordance with the Standard on Review Engagement (SRE) 2410, "Review of Interim Financial Information performed by the Independent Auditor of the Entity" issued by the Institute of Chartered Accountants of India. This standard requires that we plan and perform the review to obtain moderate assurance as to whether the financial statements are free of material misstatement.
4. A review is limited primarily to inquiries of company personnel and analytical procedures applied to financial data and thus provide less assurance than an audit. We have not performed an audit and accordingly, we do not express an audit opinion.
5. Based on our review conducted as above, nothing has come to our attention that causes us to believe that the accompanying statement of unaudited Standalone financial results prepared in accordance with applicable accounting standards i.e. Ind AS prescribed under Section 133 of the Companies Act, 2013 read with relevant rules issued there under and other recognized accounting practices and policies has not disclosed the information required to be disclosed in



terms of Regulation 33 of the SEBI (Listing Obligations and Disclosure Requirements) Regulations, 2015 (as amended) and SEBI Circular dated 5<sup>th</sup> July, 2016 including the manner in which it is to be disclosed, or that it contains any material misstatement.

For BSD & Co.  
Chartered Accountants  
Firm Registration No. 000312S

  
  
Surendra Khinvasra  
Partner  
Membership No. 070804  
UDIN: 20070804AAAACY1617

Place of signature: New Delhi  
Date: 14<sup>th</sup> August 2020



**KAMDHENU LIMITED**

CIN: L27101RJ1994PLC067034

Regd. Office: A-1112 &amp; A-1114, RIICO Industrial Area, Phase-III, Bhiwadi-301019, Alwar, Rajasthan

Corporate Office: 2nd Floor, Tower-A, Building No.9, DLF Cyber City Phase-3, Gurgaon-122 002

Phone no.-0124-4604500 Fax: - 0124-4218524 Email:- kamdhenu@kamdhenulimited.com Website:-www.kamdhenulimited.com

**STATEMENT OF UNAUDITED STANDALONE AND CONSOLIDATED FINANCIAL RESULTS FOR THE QUARTER ENDED 30TH JUNE, 2020**

| Particulars  | Standalone    |            |             | Consolidated  |            |             | Standalone | Consolidated |
|--|---------------|------------|-------------|---------------|------------|-------------|------------|--------------|
|  | Quarter Ended |            |             | Quarter Ended |            |             | Year Ended | Year Ended   |
|  | 30.06.2020    | 31.03.2020 | 30.06.2019  | 30.06.2020    | 31.03.2020 | 30.06.2019  | 31.03.2020 | 31.03.2020   |
|  | (Unaudited)   | (Audited)  | (Unaudited) | (Unaudited)   | (Audited)  | (Unaudited) | (Audited)  | (Audited)    |
| 1 Total Income from Operations   | 8,812.99      | 24,559.70  | 22,297.74   | 8,812.99      | 24,559.70  | -           | 96,196.45  | 96,196.45    |
| 2 Net Profit for the period before tax and exceptional items   | 193.76        | 337.55     | 997.85      | 193.61        | 336.60     | -           | 2,474.09   | 2,473.13     |
| 3 Net profit for the period after tax and exceptional items  | 144.61        | 231.61     | 608.43      | 144.46        | 230.66     | -           | 188.25     | 187.29       |
| 4 Total Comprehensive Income for the period [Comprising Profit/(Loss) for the period (after tax) and Other Comprehensive Income (after tax)] | 144.82        | 233.27     | 613.26      | 144.67        | 232.32     | -           | 197.34     | 196.38       |
| 5 Equity Share Capital   | 2,693.55      | 2,654.33   | 2,654.33    | 2,693.55      | 2,654.33   | -           | 2,654.33   | 2,654.33     |
| 6 Earnings per share in rupees: (Quarterly not Annualised)   |               |            |             |               |            |             |            |              |
| - Basic (in Rupees)  | 0.54          | 0.87       | 2.29        | 0.54          | 0.87       | -           | 0.71       | 0.71         |
| - Diluted (in Rupees)  | 0.54          | 0.86       | 2.28        | 0.54          | 0.86       | -           | 0.70       | 0.70         |
| 7 Face value of Equity Share Capital (in Rupees)   | 10.00         | 10.00      | 10.00       | 10.00         | 10.00      | -           | 10.00      | 10.00        |

- The above results were reviewed and recommended by the Audit Committee & approved by the Board of Directors at their respective meetings held on 14th August, 2020. The financial results for the quarter ended 30th June, 2020 have been limited reviewed by the Statutory Auditors of the Company.
- During the quarter ended 30th June, 2020, the Company has allotted 3,92,250 Equity shares at the exercise price of Rs.10/- each to eligible employees under Kamdhenu Employee Amended Stock Option Scheme, 2017 (ESOS-2017) on 29th June, 2020, however these Equity Shares are yet to be listed.
- The Consolidated financial statement for the quarter ended 30th June, 2020 includes the results for immediate previous quarter ended 31st March, 2020 only, as the Kamdhenu Ventures Limited became subsidiary of the company during the quarter ended 31st March, 2020, accordingly figures for previous corresponding quarter ended 30th June, 2019 are not given.
- The company continues to monitor the impact of COVID 19 on its business including its impact on customers, supply chain etc. Due care has been exercised on significant accounting judgement and estimates including in relation to recoverability of receivables, inventory and other financial assets based on information available to date while preparing the company's financial results as of and for the quarter ended 30 June 2020.
- The above is an extract of the detailed format of unaudited Quarterly Results filed with the Stock Exchanges under Regulation 33 of the SEBI (Listing and Other Disclosure Requirements) Regulations, 2015. The full format of the unaudited Financial Results are available on the Stock Exchange websites, www.bseindia.com, www.nseindia.com and on the company website www.kamdhenulimited.com

For and on behalf of the Board of Directors

Kamdhenu Limited

SATISH KUMAR  
AGARWALDigitally signed by SATISH  
KUMAR AGARWAL  
Date: 2020.08.14 14:07:31 +05'30'

(Satish Kumar Agarwal)

Chairman &amp; Managing Director

Place: Gurgaon

Date: 14th August, 2020

DIN: 00005981