



# SAGAR CEMENTS LIMITED

SCL:SEC:NSE:BSE:2024-25

14<sup>th</sup> May 2024

The National Stock Exchange of India Ltd.,  
"Exchange Plaza", 5<sup>th</sup> Floor  
Bandra – Kurla Complex  
Bandra (East)  
**Mumbai – 400 051**

The Secretary  
BSE Limited  
P J Towers  
Dalal Street  
**Mumbai – 400 001**

**Symbol: SAGCEM**  
**Series: EQ**

**Scrip Code: 502090**

**Symbol SAGCEM**  
**Series DEBT**  
**ISIN INE433R07016**

Dear Sirs

**Sub:** Regulation 33 of SEBI (LODR) Regulations 2015 – Furnishing of Audited Standalone and Consolidated Financial Results for the quarter and year ended March 31, 2024

...

In continuation of our letter dated 6<sup>th</sup> May, 2024, we wish to inform you that our Board of Directors at their meeting held on today took on record and approved the Audited Financial Results (Standalone and Consolidated) for the quarter / year ended March 31, 2024.

Pursuant to Regulation 33 of SEBI (Listing Obligations and Disclosure Requirements) Regulations 2015, we enclose the following:

- Statements showing the Audited Financial Results (Standalone and Consolidated) for the quarter / year ended March 31, 2024;
- Auditors' Report on the Financial Results – Standalone and Consolidated.
- Declaration with regard to Auditor's Report being an unmodified one.


We also furnish the details of Outstanding Qualified Borrowings and Incremental Qualified Borrowings for the financial year ending March 2024.

The above said meeting of the Board of Directors commenced at 4.50 p.m. and concluded at 8.00 p.m.

We would request you to kindly take the above information / documents on record.

Thanking you

Yours faithfully  
For Sagar Cements Limited

  
J. Raja Reddy

Company Secretary  
M.No.A31113

Encl: as above



**Registered Office :** Plot No. 111, Road No. 10, Jubilee Hills, Hyderabad - 500033, Telangana State, India.

Phone : +91-40-23351571, 23351572 Fax : +91-40-23356573 E-mail : info@sagarcements.in Website : www.sagarcements.in

CIN : L26942TG1981PLC002887 GSTIN : 36AACCS8680H2ZY

**Factories :** Mattampally Village & Mandal, Suryapet District, Telangana State - 508204. Phone : 08683 - 247039 GSTIN : 36AACCS8680H1ZZ  
Bayyavaram Village, Kasimkota Mandal, Anakapally District, Andhra Pradesh State - 531031. Phone : 08924-244550 Fax : 08924-244570 GSTIN : 37AACCS8680H1ZX  
Gudipadu Village, Yadiki Mandal, Ananthapur District, Andhra Pradesh State - 515408. Phone: 08558-200272 GSTIN : 37AACCS8680H1ZX  
Kalinganagar, Industrial Complex, Tahsil-Dangadi, Dist - Jajpur, Odisha. Phone : 08340882288 GSTIN : 21AACCS8680H1ZA

**SAGAR CEMENTS LIMITED**  
CIN No: L26942TG1981PLC002887

Plot No. 111, Road No. 10, Jubilee Hills, Hyderabad - 500 033, Phone: +91 40 23351571 Fax: +91 40 23356573,  
Email: investors@sagarcements.in, Website: www.sagarcements.in

**STATEMENT OF CONSOLIDATED FINANCIAL RESULTS FOR THE QUARTER AND YEAR ENDED MARCH 31, 2024**

(₹ in lakhs, except per share data and unless otherwise stated)

Sl. No.	Particulars	Quarter ended			Year ended	
		March 31, 2024	December 31, 2023	March 31, 2023	March 31, 2024	March 31, 2023
		(Unaudited) (Refer note 11)	(Unaudited)	(Unaudited) (Refer note 5 & 11)	(Audited)	(Refer note 5)
<b>1</b>	<b>Income</b>					
	(a) Revenue from operations	70,871	66,941	62,154	2,50,461	2,22,954
	(b) Other income (Refer note 8)	4,374	373	18,104	5,412	22,270
	<b>Total income</b>	<b>75,245</b>	<b>67,314</b>	<b>80,258</b>	<b>2,55,873</b>	<b>2,45,224</b>
<b>2</b>	<b>Expenses</b>					
	(a) Cost of materials consumed	12,763	11,769	11,231	46,071	38,106
	(b) Purchase of stock-in-trade	367	259	479	1,781	2,437
	(c) Changes in inventories of finished goods, work-in-progress and stock-in-trade	(325)	(1,252)	716	(6,694)	1,674
	(d) Employee benefits expense	3,066	2,993	2,584	11,730	9,934
	(e) Finance costs	4,549	4,886	5,191	18,483	20,164
	(f) Depreciation and amortisation expense	5,609	5,653	4,155	21,411	15,577
	(g) Power and fuel expenses	25,399	24,955	24,182	95,217	89,353
	(h) Freight and forwarding expense	13,709	12,154	11,313	47,206	38,887
	(i) Other expenses	9,079	7,357	7,763	30,559	27,245
	<b>Total expenses</b>	<b>74,216</b>	<b>68,774</b>	<b>67,614</b>	<b>2,65,764</b>	<b>2,43,377</b>
<b>3</b>	<b>Profit/ (loss) before exceptional items and tax (1 - 2)</b>	<b>1,029</b>	<b>(1,460)</b>	<b>12,644</b>	<b>(9,891)</b>	<b>1,847</b>
<b>4</b>	<b>Exceptional Items (Refer note 7)</b>	<b>-</b>	<b>-</b>	<b>-</b>	<b>(1,479)</b>	<b>-</b>
<b>5</b>	<b>Profit/ (loss) before tax (3 - 4)</b>	<b>1,029</b>	<b>(1,460)</b>	<b>12,644</b>	<b>(8,412)</b>	<b>1,847</b>
<b>6</b>	<b>Tax expense</b>					
	(a) Current tax	754	136	2,330	890	2,330
	(b) Deferred tax	(883)	(546)	1,521	(4,097)	(1,444)
	<b>Total tax expense</b>	<b>(129)</b>	<b>(410)</b>	<b>3,851</b>	<b>(3,207)</b>	<b>886</b>
<b>7</b>	<b>Net Profit/ (loss) for the period/ year (5 - 6)</b>	<b>1,158</b>	<b>(1,050)</b>	<b>8,793</b>	<b>(5,205)</b>	<b>961</b>
<b>8</b>	<b>Other Comprehensive Income</b>					
	(i) Remeasurements gain on defined benefit plans	(134)	-	22	(134)	22
	(ii) Income tax relating to items that will not be reclassified to profit or loss	48	-	(7)	48	(7)
	<b>Total Other Comprehensive Income</b>	<b>(86)</b>	<b>-</b>	<b>15</b>	<b>(86)</b>	<b>15</b>
<b>9</b>	<b>Total Comprehensive Income/ (loss) (7+8)</b>	<b>1,072</b>	<b>(1,050)</b>	<b>8,808</b>	<b>(5,291)</b>	<b>976</b>
<b>10</b>	<b>Profit/ (loss) attributable to:</b>					
	Equity holders of the Company	1,325	(807)	9,048	(4,336)	3,015
	Non-controlling interest	(167)	(243)	(255)	(869)	(2,054)
		<b>1,158</b>	<b>(1,050)</b>	<b>8,793</b>	<b>(5,205)</b>	<b>961</b>
<b>11</b>	<b>Total comprehensive Income/ (loss) attributable to:</b>					
	Equity holders of the Company	1,236	(807)	9,063	(4,425)	3,030
	Non-controlling interest	(164)	(243)	(255)	(866)	(2,054)
		<b>1,072</b>	<b>(1,050)</b>	<b>8,808</b>	<b>(5,291)</b>	<b>976</b>
<b>12</b>	<b>Paid up equity share capital (Face value of ₹ 2 per share)</b>				<b>2,614</b>	<b>2,614</b>
<b>13</b>	<b>Other equity</b>				<b>1,91,508</b>	<b>1,96,848</b>
<b>14</b>	<b>Earnings per share of ₹ 2 each</b>					
	(a) Basic (in ₹)	0.89	(0.80)	6.73	(3.98)	0.74
	(b) Diluted (in ₹)	0.89	(0.80)	6.73	(3.98)	0.74
		(*)	(*)	(*)		

(\*) - Not Annualised



## Consolidated Balance Sheet

(₹ in lakhs)

Particulars	As at	As at
	March 31, 2024	March 31, 2023
	(Audited)	(Refer note 5 & 6)
<b>ASSETS</b>		
<b>Non-current assets</b>		
(a) Property, plant and equipment	3,11,258	3,02,567
(b) Capital work-in-progress	1,470	9,918
(c) Right of use assets	1,042	1,180
(d) Goodwill	4,162	4,162
(e) Intangible assets		
(i) Mining rights	8,503	8,874
(ii) Other Intangible assets	63	32
(f) Financial assets		
(i) Loans	94	53
(ii) Other financial assets	4,609	3,875
(g) Income tax assets (net)	1,551	435
(h) Deferred tax assets (net)	14,046	9,457
(i) Other non-current assets	2,611	3,610
<b>Total Non-current assets (1)</b>	<b>3,49,409</b>	<b>3,44,163</b>
<b>Current assets</b>		
(a) Inventories	30,754	27,094
(b) Financial assets		
(i) Trade receivables	20,772	13,321
(ii) Cash and cash equivalents	16,718	17,491
(iii) Bank balances other than Cash and cash equivalents	9,494	3,557
(iv) Loans	86	48
(v) Other financial assets	853	526
(c) Other current assets	7,342	11,742
(d) Current tax assets (net)	56	80
<b>Total Current assets (2)</b>	<b>86,075</b>	<b>73,859</b>
<b>Asset held for sale (3) (Refer note 9)</b>	<b>137</b>	<b>-</b>
<b>TOTAL ASSETS (1+2+3)</b>	<b>4,35,621</b>	<b>4,18,022</b>
<b>EQUITY AND LIABILITIES</b>		
<b>Equity</b>		
(a) Equity share capital	2,614	2,614
(b) Other equity (Refer note 6)	1,91,508	1,96,848
<b>Equity attributable to shareholders of the Company</b>	<b>1,94,122</b>	<b>1,99,462</b>
Non controlling interest	7,847	7,017
<b>Total Equity (1)</b>	<b>2,01,969</b>	<b>2,06,479</b>
<b>Liabilities</b>		
<b>Non-current liabilities</b>		
(a) Financial liabilities		
(i) Borrowings	1,08,907	1,15,195
(ii) Lease liabilities	164	174
(iii) Other financial liabilities	11,701	8,992
(b) Provisions	1,186	1,029
(c) Deferred tax liabilities (net)	10,799	10,355
(d) Other non-current liabilities	635	249
<b>Total Non-current liabilities (2)</b>	<b>1,33,392</b>	<b>1,35,994</b>
<b>Current liabilities</b>		
(a) Financial liabilities		
(i) Borrowings	34,997	32,017
(ii) Lease liabilities	56	180
(iii) Trade payables		
(a) total outstanding dues of micro enterprises and small enterprises	12,076	431
(b) total outstanding dues of creditors other than micro enterprises and small enterprises	39,749	30,449
(iii) Other financial liabilities	2,093	4,190
(b) Provisions	547	442
(c) Income tax liabilities (net)	1,018	-
(d) Other current liabilities	9,724	7,840
<b>Total Current liabilities (3)</b>	<b>1,00,260</b>	<b>75,549</b>
<b>TOTAL EQUITY AND LIABILITIES (1+2+3)</b>	<b>4,35,621</b>	<b>4,18,022</b>



Handwritten signature or initials.



## Statement of consolidated cash flows for the year ended March 31, 2024

(₹ in lakhs)

Particulars	For the year ended March 31, 2024		For the year ended March 31, 2023	
	(Audited)		(Refer note 5)	
<b>A Cash flow from operating activities</b>				
(Loss)/ profit before tax		(8,412)		1,847
Adjustments for				
Depreciation and amortization expense	21,411		15,577	
Finance costs	18,483		20,164	
Interest income	(1,361)		(20,272)	
Gain on sale of investments	(3,189)		(1,929)	
Liabilities no longer required written back	(10)		(13)	
Exceptional income (Refer note 7)	(1,479)		-	
Expected credit loss allowance on trade receivables	-		293	
Provision for incentives receivable from government	900		900	
Allowance for credit losses on capital advances	-		400	
Allowance for credit losses on supplier advances	50		-	
Net loss on fair value change in financial instruments	10		-	
Unrealised gain on foreign currency transactions and translation	(78)		-	
Profit on sale of property, plant and equipment (net)	(686)		(35)	
Loss on fair valuation of investments (net)	-		89	
		34,051		15,174
<b>Operating profit before working capital changes</b>		<b>25,639</b>		<b>17,021</b>
<b>Changes in working capital</b>				
Adjustments for (increase)/decrease in operating assets:				
Trade receivables	(7,451)		(1,583)	
Inventories	(3,660)		(6,237)	
Other financial assets	(2,009)		(386)	
Other assets	3,311		2,609	
		(9,809)		(5,597)
Adjustments for increase/(decrease) in operating liabilities:				
Trade payables	21,033		8,361	
Other financial liabilities	2,129		1,582	
Provisions	128		292	
Other liabilities	1,884		(2,664)	
		25,174		7,571
<b>Cash generated from operating activities</b>		<b>41,004</b>		<b>18,995</b>
Less: Income tax paid		(964)		(1,479)
<b>Net cash generated from operating activities</b>		<b>40,040</b>		<b>17,516</b>
<b>B Cash flow from investing activities</b>				
Capital expenditure on property, plant and equipment including capital advances	(22,579)		(11,774)	
Deposits not considered as cash and cash equivalents				
- Placed	(5,420)		(2,008)	
- Matured	536		1,018	
Proceeds from disposal of property, plant and equipment	2,571		133	
Proceeds from sale of investments (Refer note 8)	4,885		45,149	
Acquisition of subsidiary (Refer note 6)	-		(32,223)	
Interest received	1,256		16,701	
<b>Net cash (used in)/ generated from investing activities</b>		<b>(18,751)</b>		<b>16,996</b>
<b>C Cash flow from financing activities</b>				
Proceeds from allotment of equity shares	-		35,000	
Expenses on issue of shares	-		(712)	
Proceeds from non-current borrowings	9,586		7,081	
Repayment of non-current borrowings	(12,497)		(60,613)	
Loan given to employees (net)	(79)		(101)	
Proceeds from current borrowings (net)	(397)		1,573	
Repayment of lease liabilities	(204)		(182)	
Interest paid	(17,556)		(17,787)	
Dividends paid	(915)		(915)	
<b>Net cash used in financing activities</b>		<b>(22,062)</b>		<b>(36,656)</b>
<b>Net decrease in cash and cash equivalent (A+B+C)</b>		<b>(773)</b>		<b>(2,144)</b>
Cash and cash equivalent at the beginning of the year		17,491		14,306
Cash acquired on acquisition of a subsidiary (Refer note 6)		-		5,329
<b>Cash and cash equivalent at the end of the year</b>		<b>16,718</b>		<b>17,491</b>



*Handwritten signature*



Additional disclosure as per clause 52 (4) of Securities and Exchange Board of India (Listing Obligations and Disclosure Requirements) Regulations, 2015:

Sl. No.	Particulars	Quarter ended			Year ended	
		March 31, 2024	December 31, 2023	March 31, 2023	March 31, 2024	March 31, 2023
1	Net worth (₹ in Lakhs) [Equity share capital + Other equity]	2,01,969	1,99,201	2,06,479	2,01,969	2,06,479
2	Earnings per share (Basic & Diluted) of ₹ 2 each	0.89	(0.80)	6.73	(3.98)	0.74
3	Debt Equity Ratio (times) [Debt / Net Worth] [Debt: Non current borrowings + Current borrowings + Non current unsecured loans]	0.71	0.78	0.71	0.71	0.71
4	Debt Service Coverage Ratio (times) [Earnings before depreciation, interest and tax / (Finance cost + Principal repayment (excluding refinanced debt) for all the loan funds during the period)]	1.56	1.05	0.43	1.02	0.44
5	Interest Service Coverage Ratio (times) [Cash profit after adjusting depreciation / Finance cost] [Cash profit after adjusting depreciation: Profit After Tax + Finance cost + Depreciation]	2.49	1.94	3.84	1.88	1.99
6	Long term Debt to Working Capital (times) [(Non-Current Borrowings + Current maturities of long term debt + Non current unsecured loans) / (Net working capital excl. Current borrowings)]	6.01	4.64	4.22	6.01	4.22
7	Total debts to Total Assets ratio (%) [(Non current borrowings + Current borrowings) / Total Assets]	33%	36%	35%	33%	35%
8	Current ratio (times) [Current Assets / Current Liabilities excl. Current borrowings]	1.32	1.46	1.70	1.32	1.70
9	Bad debts to Account receivable ratio (%) [Bad Debts / Average Trade Receivable]	8%	6%	10%	8%	10%
10	Current liability ratio (%) [Current liabilities excl. Current borrowings / Total liabilities]	28%	25%	21%	28%	21%
11	Debtors Turnover ratio (times) [(Sales of Products and Services / Average Trade Receivable)] - Annualised	15.34	11.91	17.79	13.55	15.96
12	Inventory Turnover ratio (times) [(Sales of Products and Services / Average Inventory)] - Annualised	9.78	8.85	10.07	8.64	9.04
13	Operating Margin (%) [(Profit before Depreciation, Interest, Tax and Exceptional Item Less Other Income) / Sales of Products and Services]	10%	13%	6%	10%	7%
14	Net Profit Margin (%) [Profit after tax / Sales of Products and Services]	2%	(2%)	14%	(2%)	0%



*Handwritten signature/initials*



Notes:


- 1 The above consolidated financial results of Sagar Cements Limited ("the Company") as reviewed by the Audit Committee have been approved by the Board of Directors at its meeting held on May 14, 2024. The results for the year ended March 31, 2024 have been audited and for the quarter ended March 31, 2024 have been reviewed by the statutory auditors. The statutory auditors of the Company have expressed an unmodified opinion on the financial results for the year ended March 31, 2024 and have issued an unmodified conclusion in respect of the limited review of the quarter ended March 31, 2024.
- 2 The Group is engaged in manufacture and sale of "cement and cement related products" which constitutes a single reportable business segment as per Ind AS 108 - 'Operating Segments'.
- 3 The consolidated financial results of the Company have been prepared in accordance with the Indian Accounting Standards ("Ind AS") as prescribed under Section 133 of the Companies Act, 2013 ("the Act") read with relevant rules issued thereunder and other accounting principles generally accepted in India and guidelines issued by the Securities and Exchange Board of India ("SEBI").
- 4 The consolidated financial results includes the results of the Parent and its subsidiaries together referred to as "the Group":  
a. Sagar Cements Limited (Parent company)  
b. Sagar Cements (M) Private Limited (formerly Satguru Cement Private Limited) (subsidiary company)  
c. Andhra Cements Limited (subsidiary company) (w.e.f. March 18, 2023) (Refer note 6)
- 5 On July 06, 2023, the Parent Company had filed a Scheme of Amalgamation under Sections 230 to 232 and other applicable provisions of the Companies Act, 2013 for the merger of Jajpur Cements Private Limited (JCPL), a wholly owned subsidiary, with the Parent Company with an appointed date of April 01, 2022. The scheme as approved by various regulatory authorities was sanctioned by Hyderabad bench of National Company Law Tribunal (NCLT) on September 14, 2023. The transaction being a common control business combination, merger accounting has been carried out under the Pooling of Interest Method. Accordingly, the assets and liabilities of JCPL are reflected in the standalone books of the Company at their respective carrying amounts and prior period amounts have been restated as if the business combination had occurred from the beginning of the preceding period. The impact of the said merger on the consolidated results is summarised below:

Particulars	(₹ in lakhs)	
	Quarter ended March 31, 2023	Year ended March 31, 2023
<b>Net Profit</b>		
As per published results of the Company	9,798	850
Add: Adjustment due to merger	(1,005)	111
<b>Amalgamated Net Profit</b>	<b>8,793</b>	<b>961</b>
<b>Total Tax</b>		
As per published results of the Company	2,846	997
Add: Adjustment due to merger	1,005	(111)
<b>Tax charge on Amalgamated profits</b>	<b>3,851</b>	<b>886</b>


Particulars	(₹ in lakhs)	
	As at March 31, 2023	
<b>Total Assets</b>		
As per published results of the Company	3,82,327	
Less: Adjustment due to business combination	37,475	
Less: Adjustment due to merger	(1,780)	
<b>Amalgamated Total assets post merger</b>	<b>4,18,022</b>	
<b>Total Liabilities</b>		
As per published results of the Company	2,13,434	
Less: Adjustment due to merger	(1,891)	
<b>Amalgamated Total liabilities post merger</b>	<b>2,11,543</b>	

- 6 The National Company Law Tribunal, Amaravati Bench, approved the terms of the Resolution Plan submitted by the Parent Company to acquire Andhra Cements Limited ("ACL") on February 16, 2023 pursuant to a Corporate Insolvency Resolution Process implemented under the Insolvency and Bankruptcy Code 2016 (the "Resolution Plan"), and the terms of the Resolution Plan are now binding on the Parent Company.  
  
Pursuant to the Resolution Plan, the Parent Company has subscribed to 95% of the reconstituted paid-up share capital of ACL for an aggregate amount of ₹ 32,223 lakhs and remaining 5% of the reconstituted paid-up share capital of ACL continue to be held by the existing public shareholders. Consequently, the Parent Company has acquired control over ACL w.e.f. March 18, 2023.  
  
In accordance with Ind AS 103 "Business Combination", purchase consideration has been allocated on a provisional basis, pending final determination of the fair value of assets and liabilities acquired. Accordingly, the Company had recognized its capital reserve amounting to ₹ 1,914 lakhs in the quarter ended March 31, 2023.  
  
During the current year, the Company has finalised the fair values of identifiable assets and liabilities taken over as on acquisition date, which has resulted in capital reserve of ₹ 37,316 lakhs and accordingly, the incremental capital reserve of ₹ 35,602 lakhs was recorded in accordance with Ind-AS 103 "Business Combinations".  
  
Consequent to the above acquisition, the consolidated results of the current quarter/year are strictly not comparable to the corresponding quarter/year of the previous year.
- 7 Exceptional item for the year ended March 31, 2024, represents impairment reversal recorded based on remeasurement of certain assets at fair value as per agreement entered by the subsidiary, Andhra Cements Limited.
- 8 The Parent Company has made Offer For Sale (OFS) through stock exchange mechanism for its investment in Andhra Cements Limited (ACL) to meet the initial requirement of Minimum Public Shareholding (MPS) by ACL. Accordingly, shareholding of the Parent Company in ACL reduced from 95% to 90%. The Parent Company registered a short-term capital gain of ₹ 3,189 lakhs from the OFS, which was classified as 'Other Income'.
- 9 Asset held for sale represents Cement Mill I and Cement Mill II along with its auxiliary equipments in its subsidiary, ACL. These assets are classified as asset held for sale based on sale agreement executed by the Company, pending clearance of the above-mentioned assets from site by the identified buyer. Asset held for sale is classified at lower of cost or net realizable value.
- 10 The Board of Directors at their meeting held on May 14, 2024, recommended a final dividend of ₹ 0.70 per equity share of ₹ 2 each (35%) on the 13,07,07,548 equity shares of the Company. This is subject to approval of the shareholders in the upcoming Annual General Meeting.
- 11 The figures for the current quarter and quarter ended March 31, 2023, are the balancing figures between the audited figures in respect of the full financial year ended March 31, 2024 and March 31, 2023, respectively and published year to date figures up to third quarter ended December 31, 2023 and December 31, 2022, respectively, which were subject to limited review by the statutory auditors.

Place: Hyderabad  
Date: May 14, 2024



For Sagar Cements Limited

  
Dr. S. Anand Reddy  
(Managing Director)

## **INDEPENDENT AUDITOR'S REPORT ON AUDIT OF ANNUAL CONSOLIDATED FINANCIAL RESULTS AND REVIEW OF QUARTERLY FINANCIAL RESULTS**

### **TO THE BOARD OF DIRECTORS OF SAGAR CEMENTS LIMITED**

#### **Opinion and Conclusion**

We have (a) audited the Consolidated Financial Results for the year ended March 31, 2024 and (b) reviewed the Consolidated Financial Results for the quarter ended March 31, 2024 (refer 'Other Matters' section below), which were subject to limited review by us, both included in the accompanying "Statement of Consolidated Financial Results for the Quarter and Year Ended March 31, 2024" of **SAGAR CEMENTS LIMITED** ("the Parent") and its subsidiaries (the Parent and its subsidiaries together referred to as "the Group"), ("the Statement") being submitted by the Parent pursuant to the requirements of Regulation 33 and Regulation 52 of the SEBI (Listing Obligations and Disclosure Requirements) Regulations, 2015, as amended ("the Listing Regulations").

#### **(a) Opinion on Annual Consolidated Financial Results**

In our opinion and to the best of our information and according to the explanations given to us, the Consolidated Financial Results for the year ended March 31, 2024:

- (i) includes the results of the following entities:
  - a) Sagar Cements Limited (Parent Company)
  - b) Sagar Cements (M) Private Limited (Subsidiary) (Formerly known as Satguru Cement Private Limited) and
  - c) Andhra Cements Limited (Subsidiary) (w.e.f. March 18, 2023)
- (ii) is presented in accordance with the requirements of Regulation 33 and Regulation 52 of the SEBI (Listing Obligations and Disclosure Requirements) Regulations, 2015, as amended; and
- (iii) gives a true and fair view in conformity with the recognition and measurement principles laid down in the Indian Accounting Standards and other accounting principles generally accepted in India of the consolidated net loss and consolidated total comprehensive loss and other financial information of the Group for the year ended March 31, 2024.

#### **(b) Conclusion on Unaudited Consolidated Financial Results for the quarter ended March 31, 2024**

With respect to the Consolidated Financial Results for the quarter ended March 31, 2024, based on our review conducted and procedures performed as stated in paragraph (b) of Auditor's Responsibilities section below, nothing has come to our attention that causes us to believe that the Consolidated Financial Results for the quarter ended March 31, 2024, prepared in accordance with the recognition and measurement principles laid down in the Indian Accounting Standards and other accounting principles generally accepted in India, has not disclosed the information required to be disclosed in terms of Regulation 33 and Regulation 52 of the SEBI (Listing Obligations and Disclosure Requirements) Regulations, 2015, as amended, including the manner in which it is to be disclosed, or that it contains any material misstatement.

*M*

**Basis for Opinion on the Audited Consolidated Financial Results for the year ended March 31, 2024**

We conducted our audit in accordance with the Standards on Auditing ("SAs") specified under Section 143(10) of the Companies Act, 2013 ("the Act"). Our responsibilities under those Standards are further described in paragraph (a) of Auditor's Responsibilities section below. We are independent of the Group in accordance with the Code of Ethics issued by the Institute of Chartered Accountants of India ("the ICAI") together with the ethical requirements that are relevant to our audit of the Consolidated Financial Results for the year ended March 31, 2024 under the provisions of the Act and the Rules thereunder, and we have fulfilled our other ethical responsibilities in accordance with these requirements and the ICAI's Code of Ethics. We believe that the audit evidence obtained by us is sufficient and appropriate to provide a basis for our audit opinion.

**Management's Responsibilities for the Statement**

This Statement, which includes the Consolidated Financial Results is the responsibility of the Parent's Board of Directors and has been approved by them for the issuance. The Consolidated Financial Results for the year ended March 31, 2024, has been compiled from the related audited consolidated financial statements. This responsibility includes the preparation and presentation of the Consolidated Financial Results for the quarter and year ended March 31, 2024 that give a true and fair view of the consolidated net loss and consolidated other comprehensive loss and other financial information of the Group in accordance with the recognition and measurement principles laid down in the Indian Accounting Standards, prescribed under Section 133 of the Act, read with relevant rules issued thereunder and other accounting principles generally accepted in India and in compliance with Regulation 33 and Regulation 52 of the Listing Regulations.

The respective Board of Directors of the companies included in the Group are responsible for maintenance of adequate accounting records in accordance with the provisions of the Act for safeguarding the assets of the Group and for preventing and detecting frauds and other irregularities; selection and application of appropriate accounting policies; making judgments and estimates that are reasonable and prudent; and the design, implementation and maintenance of adequate internal financial controls, that were operating effectively for ensuring the accuracy and completeness of the accounting records, relevant to the preparation and presentation of the respective financial results that give a true and fair view and are free from material misstatement, whether due to fraud or error, which have been used for the purpose of preparation of this Consolidated Financial Results by the Directors of the Parent, as aforesaid.

In preparing the Consolidated Financial Results, the respective Board of Directors of the companies included in the Group are responsible for assessing the ability of the respective entities to continue as a going concern, disclosing, as applicable, matters related to going concern and using the going concern basis of accounting unless the respective Board of Directors either intends to liquidate their respective entities or to cease operations, or has no realistic alternative but to do so.

The respective Board of Directors of the companies included in the Group are responsible for overseeing the financial reporting process of the Group.

**Auditor's Responsibilities**

**(a) Audit of the Consolidated Financial Results for the year ended March 31, 2024**

Our objectives are to obtain reasonable assurance about whether the Consolidated Financial Results for the year ended March 31, 2024 as a whole are free from material misstatement, whether due to fraud or error, and to issue an auditor's report that includes our opinion. Reasonable assurance is a high level of assurance, but is not a guarantee that an audit conducted in accordance with SAs will always detect a material misstatement when it exists. Misstatements can arise from fraud or error and are considered material if, individually or in the aggregate, they could reasonably be expected to influence the economic decisions of users taken on the basis of this Consolidated Financial Results.

JK



# Deloitte Haskins & Sells

As part of an audit in accordance with SAs, we exercise professional judgment and maintain professional skepticism throughout the audit. We also:

- Identify and assess the risks of material misstatement of the Annual Consolidated Financial Results, whether due to fraud or error, design and perform audit procedures responsive to those risks, and obtain audit evidence that is sufficient and appropriate to provide a basis for our opinion. The risk of not detecting a material misstatement resulting from fraud is higher than for one resulting from error, as fraud may involve collusion, forgery, intentional omissions, misrepresentations, or the override of internal control.
- Obtain an understanding of internal control relevant to the audit in order to design audit procedures that are appropriate in the circumstances, but not for the purpose of expressing an opinion on the effectiveness of such controls.
- Evaluate the appropriateness of accounting policies used and the reasonableness of accounting estimates made by the Board of Directors.
- Evaluate the appropriateness and reasonableness of disclosures made by the Board of Directors in terms of the requirements specified under Regulation 33 and Regulation 52 of the Listing Regulations.
- Conclude on the appropriateness of the Board of Directors' use of the going concern basis of accounting and, based on the audit evidence obtained, whether a material uncertainty exists related to events or conditions that may cast significant doubt on the ability of the Group to continue as a going concern. If we conclude that a material uncertainty exists, we are required to draw attention in our auditor's report to the related disclosures in the Consolidated Financial Results or, if such disclosures are inadequate, to modify our opinion. Our conclusions are based on the audit evidence obtained up to the date of our auditor's report. However, future events or conditions may cause the Group to cease to continue as a going concern.
- Evaluate the overall presentation, structure and content of the Annual Consolidated Financial Results, including the disclosures, and whether the Annual Consolidated Financial Results represent the underlying transactions and events in a manner that achieves fair presentation.
- Perform procedures in accordance with the circular issued by the SEBI under Regulation 33(8) of the Listing Regulations to the extent applicable.
- Obtain sufficient appropriate audit evidence regarding the Consolidated Annual Financial Results of the Company to express an opinion on the Consolidated Annual Financial Results.

Materiality is the magnitude of misstatements in the Annual Consolidated Financial Results that, individually or in aggregate, makes it probable that the economic decisions of a reasonably knowledgeable user of the Annual Consolidated Financial Results may be influenced. We consider quantitative materiality and qualitative factors in (i) planning the scope of our audit work and in evaluating the results of our work; and (ii) to evaluate the effect of any identified misstatements in the Annual Consolidated Financial Results.

We communicate with those charged with governance of the Parent and such other entities included in the Consolidated Financial Results of which we are the independent auditors regarding, among other matters, the planned scope and timing of the audit and significant audit findings including any significant deficiencies in internal control that we identify during our audit.

We also provide those charged with governance with a statement that we have complied with relevant ethical requirements regarding independence, and to communicate with them all relationships and other matters that may reasonably be thought to bear on our independence, and where applicable, related safeguards.



# Deloitte Haskins & Sells

## (b) Review of the Consolidated Financial Results for the quarter ended March 31, 2024

We conducted our review of the Consolidated Financial Results for the quarter ended March 31, 2024 in accordance with the Standard on Review Engagements (SRE) 2410 'Review of Interim Financial Information Performed by the Independent Auditor of the Entity', issued by the ICAI. A review of interim financial information consists of making inquiries, primarily of the Company's personnel responsible for financial and accounting matters, and applying analytical and other review procedures. A review is substantially less in scope than an audit conducted in accordance with SAs specified under Section 143(10) of the Act and consequently does not enable us to obtain assurance that we would become aware of all significant matters that might be identified in an audit. Accordingly, we do not express an audit opinion.

The Statement includes the results of the entities as listed under paragraph (a)(i) of Opinion and Conclusion section above.

### Other Matters

- The Statement includes the results for the Quarter ended March 31, 2024, being the balancing figure between audited figures in respect of the full financial year and the published year to date figures up to the third quarter of the current financial year which were subject to limited review by us.

Our report is not modified in respect of this matter.

For **Deloitte Haskins & Sells**  
Chartered Accountants  
(Firm's Registration No. 008072S)

**C Manish Muralidhar**  
(Partner)  
(Membership No. 213649)  
(UDIN: 24213649BKCJFC1303)

Place: Hyderabad  
Date: May 14, 2024

**STATEMENT OF STANDALONE FINANCIAL RESULTS FOR THE QUARTER AND YEAR ENDED MARCH 31, 2024**

(₹ in lakhs, except per share data and unless otherwise stated)

Sl. No.	Particulars	Quarter ended			Year ended	
		March 31, 2024	December 31, 2023	March 31, 2023	March 31, 2024	March 31, 2023
		(Unaudited) (Refer note 7)	(Unaudited)	(Unaudited) (Refer note 4 & 7)	(Audited)	(Refer note 4)
<b>1</b>	<b>Income</b>					
	(a) Revenue from operations	51,666	50,262	52,177	1,90,755	1,96,382
	(b) Other income (Refer note 5)	3,838	531	18,190	5,391	22,658
	<b>Total income</b>	<b>55,504</b>	<b>50,793</b>	<b>70,367</b>	<b>1,96,146</b>	<b>2,19,040</b>
<b>2</b>	<b>Expenses</b>					
	(a) Cost of materials consumed	9,852	11,035	9,970	41,238	34,797
	(b) Purchase of stock-in-trade	951	523	479	2,747	2,437
	(c) Changes in inventories of finished goods, work-in-progress and stock-in-trade	(552)	(736)	1,054	(4,357)	2,186
	(d) Employee benefits expense	2,292	2,261	2,208	8,895	8,643
	(e) Finance costs	1,863	1,888	3,943	7,509	15,972
	(f) Depreciation and amortisation expense	3,078	3,052	2,896	11,651	11,355
	(g) Power and fuel expenses	17,326	16,253	19,712	65,722	75,391
	(h) Freight and forwarding expense	9,665	8,856	9,308	34,846	33,844
	(i) Other expenses	6,795	5,475	6,749	23,394	24,235
	<b>Total expenses</b>	<b>51,270</b>	<b>48,607</b>	<b>56,319</b>	<b>1,91,645</b>	<b>2,08,860</b>
<b>3</b>	<b>Profit before tax (1 - 2)</b>	<b>4,234</b>	<b>2,186</b>	<b>14,048</b>	<b>4,501</b>	<b>10,180</b>
<b>4</b>	<b>Tax expense</b>					
	(a) Current tax	754	136	2,330	890	2,330
	(b) Deferred tax	240	516	1,803	494	497
	<b>Total tax expense</b>	<b>994</b>	<b>652</b>	<b>4,133</b>	<b>1,384</b>	<b>2,827</b>
<b>5</b>	<b>Net profit for the period/ year (3 - 4)</b>	<b>3,240</b>	<b>1,534</b>	<b>9,915</b>	<b>3,117</b>	<b>7,353</b>
<b>6</b>	<b>Other Comprehensive Income</b>					
	(i) Remeasurements gain on defined benefit plans	(143)	-	21	(143)	21
	(ii) Income tax relating to items that will not be reclassified to profit or loss	50	-	(7)	50	(7)
	<b>Total Other Comprehensive Income</b>	<b>(93)</b>	<b>-</b>	<b>14</b>	<b>(93)</b>	<b>14</b>
<b>7</b>	<b>Total Comprehensive Income (5+6)</b>	<b>3,147</b>	<b>1,534</b>	<b>9,929</b>	<b>3,024</b>	<b>7,367</b>
<b>8</b>	Paid up equity share capital (Face value of ₹ 2 per share)				2,614	2,614
<b>9</b>	Other equity				1,67,913	1,65,804
<b>10</b>	Earnings per share of ₹ 2 each					
	(a) Basic (in ₹)	2.48	1.17	7.59	2.38	5.68
	(b) Diluted (in ₹)	2.48	1.17	7.59	2.38	5.68
		(*)	(*)	(*)		


(\*) - Not Annualised



## Standalone Balance Sheet

(₹ in lakhs)

Particulars	As at	As at
	March 31, 2024	March 31, 2023
	(Audited)	(Refer note 4)
<b>ASSETS</b>		
<b>Non-current assets</b>		
(a) Property, plant and equipment	1,47,362	1,43,513
(b) Capital work-in-progress	1,440	7,217
(c) Right of use assets	584	723
(d) Goodwill	3,938	3,938
(e) Intangible assets		
(i) Mining rights	1,850	2,018
(ii) Other Intangible assets	38	30
(f) Financial assets		
(i) Investments (Refer note 5)	48,665	49,642
(ii) Loans	11,024	6,983
(iii) Other financial assets	2,774	3,059
(g) Income tax assets (net)	1,551	435
(h) Other non-current assets	924	1,386
<b>Total Non-current assets (1)</b>	<b>2,20,150</b>	<b>2,18,944</b>
<b>Current assets</b>		
(a) Inventories	20,703	22,172
(b) Financial assets		
(i) Trade receivables	16,361	14,067
(ii) Cash and cash equivalents	15,583	13,106
(iii) Bank balances other than Cash and cash equivalents	7,154	1,988
(iv) Loans	86	48
(v) Other financial assets	2,049	1,213
(c) Other current assets	5,612	9,066
(d) Current tax assets (net)	-	75
<b>Total Current assets (2)</b>	<b>67,548</b>	<b>61,735</b>
<b>TOTAL ASSETS (1+2)</b>	<b>2,87,698</b>	<b>2,80,679</b>
<b>EQUITY AND LIABILITIES</b>		
<b>Equity</b>		
(a) Equity share capital	2,614	2,614
(b) Other equity	1,67,913	1,65,804
<b>Total Equity (1)</b>	<b>1,70,527</b>	<b>1,68,418</b>
<b>Liabilities</b>		
<b>Non-current liabilities</b>		
(a) Financial liabilities		
(i) Borrowings	23,175	32,753
(ia) Lease liabilities	79	90
(ii) Other financial liabilities	11,163	8,619
(b) Provisions	965	831
(c) Deferred tax liabilities (net)	10,799	10,355
(d) Other non-current liabilities	229	229
<b>Total Non-current liabilities (2)</b>	<b>46,410</b>	<b>52,877</b>
<b>Current liabilities</b>		
(a) Financial liabilities		
(i) Borrowings	24,620	26,348
(ii) Trade payables	28	157
(a) total outstanding dues of micro enterprises and small enterprises	4,593	161
(b) total outstanding dues of creditors other than micro enterprises and small enterprises	31,899	23,934
(iii) Other financial liabilities	971	1,442
(b) Provisions	489	363
(c) Income tax liabilities (net)	1,018	-
(d) Other current liabilities	7,143	6,979
<b>Total Current liabilities (3)</b>	<b>70,761</b>	<b>59,384</b>
<b>TOTAL EQUITY AND LIABILITIES (1+2+3)</b>	<b>2,87,698</b>	<b>2,80,679</b>



## Statement of standalone cash flows for the year ended March 31, 2024

(₹ in lakhs)

Particulars	For the year ended March 31, 2024		For the year ended March 31, 2023	
	(Audited)		(Refer note 4)	
<b>A Cash flow from operating activities</b>				
Profit before tax		4,501		10,180
Adjustments for				
Depreciation and amortization expense	11,651		11,355	
Finance costs	7,509		15,972	
Interest income	(2,092)		(20,661)	
Liabilities no longer required written back	(9)		(13)	
Gain on sale of investments (Refer note 5)	(3,189)		(1,929)	
Expected credit loss allowance on trade receivables	-		293	
Provision for incentives receivable from government	900		900	
Allowance for credit losses on capital advances	-		400	
Allowance for credit losses on supplier advances	50		-	
Net loss on fair value change in financial instruments	10		-	
Unrealised gain on foreign currency transactions and translation	(74)		-	
Loss/ (profit) on sale of property, plant and equipment (net)	65		(34)	
Loss on fair valuation of investments (net)	-		89	
		14,821		6,372
<b>Operating profit before working capital changes</b>		<b>19,322</b>		<b>16,552</b>
<b>Changes in working capital</b>				
Adjustments for (increase)/decrease in operating assets:				
Trade receivables	(2,294)		(1,741)	
Inventories	1,469		(3,694)	
Other financial assets	(880)		(306)	
Other assets	2,593		1,773	
		888		(3,968)
Adjustments for increase/(decrease) in operating liabilities:				
Trade payables	12,480		4,544	
Other financial liabilities	2,138		1,958	
Provisions	117		176	
Other liabilities	164		(2,804)	
		14,899		3,874
<b>Cash generated from operating activities</b>		<b>35,109</b>		<b>16,458</b>
Less: Income tax paid		(913)		(3,022)
<b>Net cash generated from operating activities</b>		<b>34,196</b>		<b>13,436</b>
<b>B Cash flow from investing activities</b>				
Capital expenditure on property, plant and equipment including capital advances	(9,868)		(7,925)	
Deposits not considered as cash and cash equivalents				
- Placed	(4,488)		(2,831)	
- Matured	376		1,923	
Proceeds from disposal of property, plant and equipment	168		93	
Proceeds from sale of investments (Refer note 5)	4,885		45,149	
Acquisition of subsidiary	-		(32,223)	
Unsecured loans given to subsidiaries	(4,000)		(2,000)	
Interest received	1,154		16,680	
<b>Net cash (used in)/ generated from investing activities</b>		<b>(11,773)</b>		<b>18,866</b>
<b>C Cash flow from financing activities</b>				
Proceeds from allotment of equity shares	-		35,000	
Expenses on issue of shares	-		(712)	
Proceeds from non-current borrowings	623		5,427	
Repayment of non-current borrowings	(9,276)		(59,333)	
Loan given to employees (net)	(79)		(101)	
Proceeds from current borrowings (net)	(2,653)		1,124	
Repayment of lease liabilities	(165)		(160)	
Interest paid	(7,481)		(13,575)	
Dividends paid	(915)		(915)	
<b>Net cash used in financing activities</b>		<b>(19,946)</b>		<b>(33,245)</b>
<b>Net increase/ (decrease) in cash and cash equivalent (A+B+C)</b>		<b>2,477</b>		<b>(943)</b>
Cash and cash equivalent at the beginning of the year		13,106		14,049
<b>Cash and cash equivalent at the end of the year</b>		<b>15,583</b>		<b>13,106</b>



Additional disclosure as per clause 52 (4) of Securities and Exchange Board of India (Listing Obligations and Disclosure Requirements) Regulations, 2015:

Sl. No.	Particulars	Quarter ended			Year ended	
		March 31, 2024	December 31, 2023	March 31, 2023	March 31, 2024	March 31, 2023
1	Net worth (₹ in Lakhs) [Equity share capital + Other equity]	1,70,527	1,67,380	1,68,418	1,70,527	1,68,418
2	Earnings per share (Basic & Diluted) of ₹ 2 each	2.48	1.17	7.59	2.38	5.68
3	Debt Equity Ratio (times) [Debt / Net Worth] [Debt: Non current borrowings + Current borrowings + Non current unsecured loans]	0.28	0.35	0.35	0.28	0.35
4	Debt Service Coverage Ratio (times) [Earnings before depreciation, interest and tax / (Finance cost + Principal repayment (excluding refinanced debt) for all the loan funds during the period)]	2.48	1.47	0.42	1.41	0.47
5	Interest Service Coverage Ratio (times) [Cash profit after adjusting depreciation / Finance cost] [Cash profit after adjusting depreciation: Profit After Tax + Finance cost + Depreciation]	4.39	3.43	4.87	2.97	2.49
6	Long term Debt to Working Capital (times) [(Non-Current Borrowings + Current maturities of long term debt + Non current unsecured loans) / (Net working capital excl. Current borrowings)]	1.57	1.23	1.47	1.57	1.47
7	Total debts to Total Assets ratio (%) [(Non current borrowings + Current borrowings) / Total Assets]	17%	20%	21%	17%	21%
8	Current ratio (times) [Current Assets / Current Liabilities excl. Current borrowings]	1.46	1.69	1.87	1.46	1.87
9	Bad debts to Account receivable ratio (%) [Bad Debts / Average Trade Receivable]	8%	7%	9%	8%	9%
10	Current liability ratio (%) [Current liabilities excl. Current borrowings / Total liabilities]	39%	34%	29%	39%	29%
11	Debtors Turnover ratio (times) [(Sales of Products and Services / Average Trade Receivable)] - Annualised	12.24	10.03	14.24	11.37	13.42
12	Inventory Turnover ratio (times) [(Sales of Products and Services / Average Inventory)] - Annualised	9.48	8.80	10.21	8.80	9.63
13	Operating Margin (%) [(Profit before Depreciation, Interest, Tax and Exceptional Item Less Other Income) / Sales of Products and Services]	11%	13%	5%	10%	8%
14	Net Profit Margin (%) [Profit after tax / Sales of Products and Services]	6%	3%	19%	2%	4%



Handwritten signature or initials.



**Notes:**

- The above standalone financial results of Sagar Cements Limited ("the Company") as reviewed by the Audit Committee have been approved by the Board of Directors at its meeting held on May 14, 2024. The results for the year ended March 31, 2024 have been audited and for the quarter ended March 31, 2024 have been reviewed by the statutory auditors. The statutory auditors of the Company have expressed an unmodified opinion on the financial results for the year ended March 31, 2024 and have issued an unmodified conclusion in respect of the limited review of the quarter ended March 31, 2024.
- The Company is engaged in manufacture and sale of "cement and cement related products" which constitutes a single reportable business segment as per Ind AS 108 - 'Operating Segments'.
- The standalone financial results of the Company have been prepared in accordance with the Indian Accounting Standards (Ind AS) as prescribed under Section 133 of the Companies Act, 2013 ("the Act") read with relevant rules issued thereunder and other accounting principles generally accepted in India and guidelines issued by the Securities and Exchange Board of India ("SEBI").
- On July 06, 2023, the Company had filed a Scheme of Amalgamation under Sections 230 to 232 and other applicable provisions of the Companies Act, 2013 for the merger of Jajpur Cements Private Limited (JCPL), a wholly owned subsidiary, with the Company with an appointed date of April 01, 2022. The scheme as approved by various regulatory authorities was sanctioned by Hyderabad bench of National Company Law Tribunal (NCLT) on September 14, 2023. The transaction being a common control business combination, merger accounting has been carried out under the Pooling of Interest Method. Accordingly, the assets and liabilities of JCPL are reflected in the standalone books of the Company at their respective carrying amounts and prior period amounts have been restated as if the business combination had occurred from the beginning of the preceding period. The impact of the said merger on the standalone results is summarised below:

( ₹ in lakhs)		
Particulars	Quarter ended March 31, 2023	Year ended March 31, 2023
<b>Net Profit</b>		
As per published results of the Company	128	3,922
Add: Net profit of JCPL	10,792	3,320
Add: Adjustment due to merger	(1,005)	111
<b>Amalgamated Net Profit</b>	<b>9,915</b>	<b>7,353</b>
<b>Total Tax</b>		
As per published results of the Company	160	2,426
Add: Tax charge of JCPL	2,968	512
Add: Adjustment due to merger	1,005	(111)
<b>Tax charge on Amalgamated profits</b>	<b>4,133</b>	<b>2,827</b>

( ₹ in lakhs)	
Particulars	As at March 31, 2023
<b>Total Assets</b>	
As per published results of the Company	2,58,825
Add: As per the financials of JCPL	36,356
Less: Adjustment due to merger	(14,502)
<b>Amalgamated Total assets post merger</b>	<b>2,80,679</b>
<b>Total Liabilities</b>	
As per published results of the Company	92,106
Add: As per the financials of JCPL	23,779
Less: Adjustment due to merger	(3,624)
<b>Amalgamated Total liabilities post merger</b>	<b>1,12,261</b>

- The Company has made Offer For Sale (OFS) through stock exchange mechanism for its investment in Andhra Cements Limited (ACL) to meet the initial requirement of Minimum Public Shareholding (MPS) by ACL. Accordingly, shareholding of the Company in ACL reduced from 95% to 90%. The Company registered a short-term capital gain of ₹ 3,189 lakhs from the OFS, which was classified as 'Other Income'.
- The Board of Directors at their meeting held on May 14, 2024, recommended a final dividend of ₹ 0.70 per equity share of ₹ 2 each (35%) on the 13,07,07,548 equity shares of the Company. This is subject to approval of the shareholders in the upcoming Annual General Meeting.
- The figures for the current quarter and quarter ended March 31, 2023, are the balancing figures between the audited figures in respect of the full financial year ended March 31, 2024 and March 31, 2023, respectively and published year to date figures up to third quarter ended December 31, 2023 and December 31, 2022, respectively, which were subject to limited review by the statutory auditors.



Place: Hyderabad  
Date: May 14, 2024



For Sagar Cements Limited  
Dr. S. Anand Reddy  
(Managing Director)

## **INDEPENDENT AUDITOR'S REPORT ON AUDIT OF ANNUAL STANDALONE FINANCIAL RESULTS AND REVIEW OF QUARTERLY FINANCIAL RESULTS**

### **TO THE BOARD OF DIRECTORS OF SAGAR CEMENTS LIMITED**

#### **Opinion and Conclusion**

We have (a) audited the Standalone Financial Results for the year ended March 31, 2024 and (b) reviewed the Standalone Financial Results for the quarter ended March 31, 2024 (refer 'Other Matters' section below), which were subject to limited review by us, both included in the accompanying "Statement of Standalone Financial Results for the Quarter and Year Ended March 31, 2024" of **SAGAR CEMENTS LIMITED** ("the Company"), ("the Statement"), being submitted by the Company pursuant to the requirements of Regulation 33 and Regulation 52) of the SEBI (Listing Obligations and Disclosure Requirements) Regulations, 2015, as amended ("the Listing Regulations").

#### **(a) Opinion on Annual Standalone Financial Results**

In our opinion and to the best of our information and according to the explanations given to us, the Standalone Financial Results for the year ended March 31, 2024:

- i. is presented in accordance with the requirements of Regulation 33 and Regulation 52 of the SEBI (Listing Obligations and Disclosure Requirements) Regulations, 2015, as amended; and
- ii. gives a true and fair view in conformity with the recognition and measurement principles laid down in the Indian Accounting Standards and other accounting principles generally accepted in India of the net profit and total comprehensive income and other financial information of the Company for the year then ended.

#### **(b) Conclusion on Unaudited Standalone Financial Results for the quarter ended March 31, 2024**

With respect to the Standalone Financial Results for the quarter ended March 31, 2024, based on our review conducted as stated in paragraph (b) of Auditor's Responsibilities section below, nothing has come to our attention that causes us to believe that the Standalone Financial Results for the quarter ended March 31, 2024, prepared in accordance with the recognition and measurement principles laid down in the Indian Accounting Standards and other accounting principles generally accepted in India, has not disclosed the information required to be disclosed in terms of Regulation 33 and Regulation 52 of the SEBI (Listing Obligations and Disclosure Requirements) Regulations, 2015, as amended, including the manner in which it is to be disclosed, or that it contains any material misstatement.

#### **Basis for Opinion on the Audited Standalone Financial Results for the year ended March 31, 2024**

We conducted our audit in accordance with the Standards on Auditing ("SAs") specified under Section 143(10) of the Companies Act, 2013 ("the Act"). Our responsibilities under those Standards are further described in paragraph (a) of Auditor's Responsibilities section below. We are independent of the Company in accordance with the Code of Ethics issued by the Institute of Chartered Accountants of India ("the ICAI") together with the ethical requirements that are relevant to our audit of the Standalone Financial Results for the year ended March 31, 2024 under the provisions of the Act and the Rules thereunder, and we have fulfilled our other ethical responsibilities in accordance with these requirements and the ICAI's Code of Ethics. We believe that the audit evidence obtained by us is sufficient and appropriate to provide a basis for our audit opinion.

*JH*



### **Management's Responsibilities for the Statement**

This Statement which includes the Standalone Financial Results is the responsibility of the Company's Board of Directors and has been approved by them for the issuance. The Standalone Financial Results for the year ended March 31, 2024 has been compiled from the related audited standalone financial statements. This responsibility includes the preparation and presentation of the Standalone Financial Results for the quarter and year ended March 31, 2024 that give a true and fair view of the net profit and other comprehensive income and other financial information in accordance with the recognition and measurement principles laid down in the Indian Accounting Standards prescribed under Section 133 of the Act read with relevant rules issued thereunder and other accounting principles generally accepted in India and in compliance with Regulation 33 and Regulation 52 of the Listing Regulations. This responsibility also includes maintenance of adequate accounting records in accordance with the provisions of the Act for safeguarding the assets of the Company and for preventing and detecting frauds and other irregularities; selection and application of appropriate accounting policies; making judgments and estimates that are reasonable and prudent; and the design, implementation and maintenance of adequate internal financial controls that were operating effectively for ensuring the accuracy and completeness of the accounting records, relevant to the preparation and presentation of the Standalone Financial Results that give a true and fair view and is free from material misstatement, whether due to fraud or error.

In preparing the Standalone Financial Results, the Board of Directors are responsible for assessing the Company's ability, to continue as a going concern, disclosing, as applicable, matters related to going concern and using the going concern basis of accounting unless the Board of Directors either intends to liquidate the Company or to cease operations, or has no realistic alternative but to do so.

The Board of Directors are also responsible for overseeing the financial reporting process of the Company.

### **Auditor's Responsibilities**

#### **(a) Audit of the Standalone Financial Results for the year ended March 31, 2024**

Our objectives are to obtain reasonable assurance about whether the Standalone Financial Results for the year ended March 31, 2024 as a whole is free from material misstatement, whether due to fraud or error, and to issue an auditor's report that includes our opinion. Reasonable assurance is a high level of assurance, but is not a guarantee that an audit conducted in accordance with SAs will always detect a material misstatement when it exists. Misstatements can arise from fraud or error and are considered material if, individually or in the aggregate, they could reasonably be expected to influence the economic decisions of users taken on the basis of this Standalone Financial Results.

As part of an audit in accordance with SAs, we exercise professional judgment and maintain professional skepticism throughout the audit. We also:

- Identify and assess the risks of material misstatement of the Annual Standalone Financial Results, whether due to fraud or error, design and perform audit procedures responsive to those risks, and obtain audit evidence that is sufficient and appropriate to provide a basis for our opinion. The risk of not detecting a material misstatement resulting from fraud is higher than for one resulting from error, as fraud may involve collusion, forgery, intentional omissions, misrepresentations, or the override of internal control.
- Obtain an understanding of internal control relevant to the audit in order to design audit procedures that are appropriate in the circumstances, but not for the purpose of expressing an opinion on the effectiveness of the Company's internal control.
- Evaluate the appropriateness of accounting policies used and the reasonableness of accounting estimates made by the Board of Directors.
- Evaluate the appropriateness and reasonableness of disclosures made by the Board of Directors in terms of the requirements specified under Regulation 33 and Regulation 52 of the Listing Regulations.
- Conclude on the appropriateness of the Board of Directors' use of the going concern basis of accounting and, based on the audit evidence obtained, whether a material uncertainty exists related to events or conditions that may cast significant doubt on the ability of the Company to continue as

JK

a going concern. If we conclude that a material uncertainty exists, we are required to draw attention in our auditor's report to the related disclosures in the Statement or, if such disclosures are inadequate, to modify our opinion. Our conclusions are based on the audit evidence obtained up to the date of our auditor's report. However, future events or conditions may cause the Company to cease to continue as a going concern.

- Evaluate the overall presentation, structure and content of the Annual Standalone Financial Results, including the disclosures, and whether the Annual Standalone Financial Results represent the underlying transactions and events in a manner that achieves fair presentation.
- Obtain sufficient appropriate audit evidence regarding the Standalone Annual Financial Results of the Company to express an opinion on the Standalone Annual Financial Results.

Materiality is the magnitude of misstatements in the Annual Standalone Financial Results that, individually or in aggregate, makes it probable that the economic decisions of a reasonably knowledgeable user of the Annual Standalone Financial Results may be influenced. We consider quantitative materiality and qualitative factors in (i) planning the scope of our audit work and in evaluating the results of our work; and (ii) to evaluate the effect of any identified misstatements in the Annual Standalone Financial Results.

We communicate with those charged with governance regarding, among other matters, the planned scope and timing of the audit and significant audit findings including any significant deficiencies in internal control that we identify during our audit.

We also provide those charged with governance with a statement that we have complied with relevant ethical requirements regarding independence, and to communicate with them all relationships and other matters that may reasonably be thought to bear on our independence, and where applicable, related safeguards.

**(b) Review of the Standalone Financial Results for the quarter ended March 31, 2024**

We conducted our review of the Standalone Financial Results for the quarter ended March 31, 2024 in accordance with the Standard on Review Engagements ("SRE") 2410 'Review of Interim Financial Information Performed by the Independent Auditor of the Entity', issued by the ICAI. A review of interim financial information consists of making inquiries, primarily of the Company's personnel responsible for financial and accounting matters, and applying analytical and other review procedures. A review is substantially less in scope than an audit conducted in accordance with SAs specified under Section 143(10) of the Act and consequently does not enable us to obtain assurance that we would become aware of all significant matters that might be identified in an audit. Accordingly, we do not express an audit opinion.

**Other Matters**

- The Statement includes the results for the Quarter ended March 31, 2024 being the balancing figure between audited figures in respect of the full financial year and the published year to date figures up to the third quarter of the current financial year which were subject to limited review by us.

Our report on the Statement is not modified in respect of this matter.

For **Deloitte Haskins & Sells**  
Chartered Accountants  
(Firm's Registration No. 008072S)



**C Manish Muralidhar**  
(Partner)  
(Membership No. 213649)  
(UDIN: 24213649BKCJFD1953)

Place: Hyderabad  
Date: May 14, 2024



# SAGAR CEMENTS LIMITED

## DECLARATION

Pursuant to Regulation 33 (3) (d) of SEBI (Listing Obligations and Disclosure Requirements) Regulations, 2015

Pursuant to Regulation 33 (3) (d) of the SEBI (Listing Obligations and Disclosure Requirements) Regulations, 2015 as notified on May 25, 2016, we hereby declare and confirm that Auditors' Reports on the Standalone and Consolidated Annual financial Results of the company for the quarter and year ended March 31, 2024 are "unmodified".

For Sagar Cements Limited



**Dr.S.Anand Reddy**  
Managing Director

Place: Hyderabad

Date : May 14, 2024



**Registered Office :** Plot No. 111, Road No.10, Jubilee Hills, Hyderabad - 500033, Telangana State, India.

Phone : +91-40-23351571, 23351572 Fax : +91-40-23356573 E-mail : [info@sagarcements.in](mailto:info@sagarcements.in) Website : [www.sagarcements.in](http://www.sagarcements.in)

CIN : L26942TG1981PLC002887 GSTIN : 36AACCS8680H2ZY

**Factories :** Mattampally Village & Mandal, Suryapet District, Telangana State - 508204. Phone : 08683 - 247039 GSTIN : 36AACCS8680H1ZZ  
Bayyavaram Village, Kasimkota Mandal, Anakapally District, Andhra Pradesh State - 531031. Phone : 08924-244550 Fax : 08924-244570 GSTIN : 37AACCS8680H1ZX  
Gudipadu Village, Yadiki Mandal, Ananthapur District, Andhra Pradesh State - 515408. Phone: 08558-200272 GSTIN : 37AACCS8680H1ZX  
Kalinganagar, Industrial Complex, Tahsil-Dangadi, Dist - Jajpur, Odisha. Phone : 08340882288 GSTIN : 21AACCS8680H1ZA



# SAGAR CEMENTS LIMITED

## Submission of details of Outstanding Qualified Borrowings and Incremental Qualified Borrowings for the financial year ending March 2024.

With reference to the SEBI Circular No. SEBI/HO/DDHS/DDHS-RACPOD1/P/CIR/2023/172 dated October 19, 2023 we submit the following details for the financial year ending March 2024:

S.No.	Particulars	Amount (Rs. In Crores)
1.	Outstanding Qualified Borrowings at the start of the financial year	232.21
2.	Outstanding Qualified Borrowings at the end of the financial year	156.01
3.	Credit rating (highest in case of multiple ratings)	IND A
4.	Incremental borrowing done during the year (qualified borrowings)	6.22
5.	Borrowings by way of issuance of debt securities during the year	Nil

We would request you to kindly take the above information / documents on record.

Thanking you

Yours faithfully

For Sagar Cements Limited

J.Raja Reddy  
Company Secretary  
M.No.A31113



Registered Office : Plot No. 111, Road No.10, Jubilee Hills, Hyderabad - 500033, Telangana State, India.

Phone : +91-40-23351571, 23351572 Fax : +91-40-23356573 E-mail : info@sagarcements.in Website : www.sagarcements.in

CIN : L26942TG1981PLC002887 GSTIN : 36AACCS8680H2ZY

**Factories :** Mattampally Village & Mandal, Suryapet District, Telangana State - 508204. Phone : 08683 - 247039 GSTIN : 36AACCS8680H1ZZ  
Bayyavaram Village, Kasimkota Mandal, Anakapally District, Andhra Pradesh State - 531031. Phone : 08924-244550 Fax : 08924-244570 GSTIN : 37AACCS8680H1ZX  
Gudipadu Village, Yadiki Mandal, Ananthapur District, Andhra Pradesh State - 515408. Phone: 08558-200272 GSTIN : 37AACCS8680H1ZX  
Kalinganagar, Industrial Complex, Tahsil-Dangadi, Dist - Jajpur, Odisha. Phone : 08340882288 GSTIN : 21AACCS8680H1ZA