



Core #1, Scope Complex, 7, Institutional Area, Lodi Road, New Delhi -110003.

Phone No:24362200; 24361889 Fax No. 24360724

Email: ganarayanan@mmtclimited.com

Website : www.mmtclimited.com CIN:

L51909DL1963GOI004033

No.BS/325/SE-S/2016

2nd December 2020

The Listing Department, National Stock Exchange of India Ltd Exchange Plaza Bandra Kurla Complex MUMBAI 400051 Symbol & Series: MMTC /EQ	Department of Corporate Services Bombay Stock Exchange Limited Phiroze Jeejeebhoy Towers Dalal Street MUMBAI 400 001 Company Scrip Code:513377
---	---

Sub: Annual Report for FY 2019-20

Dear Sir,

Please find attached herewith a copy of the Annual Report and the Notice of the 57th Annual General Meeting, scheduled to be held on Thursday, the 24th December, 2020 at 11.30 AM, as required under Regulation 34(1) of SEBI (Listing Obligations & Disclosure Requirements) Regulations, 2015.

The Annual Report and Notice of AGM is also available on Company's website at www.mmtclimited.com.

Please take note of the above information.

Thanking you

Your Faithfully
For MMTC Ltd.

(G. Anandanarayanan)
Company Secretary

57th Annual Report 2019-20



Leading by Excellence and Vision



BOARD OF DIRECTORS



VED PRAKASH
Chairman and Managing Director
(upto 29.02.2020)



SUDHANSU PANDEY
Chairman & Managing Director
(from 1.3.2020-15.08.2020)



SANJAY CHADHA
Chairman and Managing Director
(w.e.f. 14.08.2020)

GOVERNMENT NOMINEE DIRECTORS



SUNIL KUMAR
Special Secretary
(upto 29.01.2020)



DR. S.C. PANDEY
Special Secretary & Financial Advisor
(upto 30.06.2019)



SHASHANK PRIYA
Additional Secretary & Financial Advisor
(w.e.f. 18.04.2019)



DARPAN JAIN
Joint Secretary
(From 28.01.2020 to 19.02.2020)



BHYANAL MISRA
Joint Secretary
(w.e.f. 26.02.2020)

FUNCTIONAL DIRECTORS



ASHWANI SONDE
Director (Marketing)



UMESH SHARMA
Director (Finance)
(upto 31.08.2020)



J. RAVI SHANKER
Director (Marketing)



R.L. BHATIA
Director(?)
(w.e.f. 09.01.2019)



K.K. GUPTA
Director (Finance)
(w.e.f. 18.2019)

NON-OFFICIAL PART TIME (INDEPENDENT) DIRECTORS



R. ANAND
(upto 14.08.2019)



R.K. BHATIA
(upto 14.08.2019)



RAJESH KHANNA
(upto 28.01.2020)



DILJEET DHILLON
(upto 28.01.2020)



R.K. JAISWAL
(upto 28.01.2020)



SARBJIT K.



**R. (MRS.)
BHADRATA KHANNA**
(w.e.f. 24.01.2020)



Contents

Corporate Mission/Corporate Objectives	02
Notice of 57th AGM	03
Directors' Report	13
Management Discussion & Analysis Report	21
Annual Report on CSR Activities for Financial Year 2019-20	27
Report on Corporate Governance	31
MMTC Business Responsibility Report for FY 2019-20	45
Secretarial Audit Report & Management's Reply thereon	61
Comments of C&AG of India	69
Statutory Audit Report & Management Reply thereon	75
Financial Statements of MMTC Limited	90
Financial Statements of MMTC Transnational Pte Ltd, Singapore	141
Consolidated Financial Statements	167
Auditors	237





Corporate Mission

As the largest trading Company of India and a major trading company of Asia, MMTTC aims at improving its position further by achieving sustainable and viable growth rate through excellence in all its activities, generating optimum profits through total satisfaction of shareholders, customers, suppliers, employees and society.

Corporate Objectives

To be a leading International Trading House in India operating in the competitive global trading environment, with focus on "bulk" as core competency and to improve returns on capital employed.

To retain the position of single largest trader in the country for product lines like minerals, metals and precious metals.

To render high quality of service to all categories of customers with professionalism and efficiency.

To provide support services to the medium and small scale sectors.

To streamline system within the company for settlement of commercial disputes.

To promote development of trade-related infrastructure.





MMTC LIMITED

**Regd. Office : Core-1, 'SCOPE Complex', 7 Institutional Area, Lodhi Road,
New Delhi-110003
CIN : L51909DL1963GOI004033**

NOTICE

Notice is hereby given that the **57th Annual General Meeting** of the Members of MMTC Limited will be held on **Thursday the 24 December 2020 at 11:30 A.M.** through Video Conferencing ("VC") / Other Audio Visual Means ("OAVM") to transact the following business:

ORDINARY BUSINESS:

1. To receive, consider and adopt the Financial Statements (including Consolidated Financial Statements) of the Company for the year ended 31st March, 2020, along with the Directors' Report, Statutory Auditors' Report, the Comments thereupon of Comptroller & Auditor General of India and the Report of the Secretarial Auditor for the Financial Year 2019-20.
2. To re-appoint Shri J. Ravi Shanker, Director (Marketing) who retires by rotation at the AGM as Director (Marketing) of the company on the same terms & conditions as approved by the President of India. Being eligible, he has offered himself for re-appointment as Director (Marketing).
3. To authorize the Board of Directors of the company in terms of the provisions of Section 142(1) of Companies Act, 2013 to fix remuneration of the Statutory/Branch Auditors of the Company appointed by Comptroller & Auditor General of India u/s 139(5) of the Companies Act, 2013 for the financial year 2020-21.

SPECIAL BUSINESS

4. To regularize the appointment of Shri Darpan Jain (DIN:05324684), as Government Nominee Director on the Board of the Company and in this regard to consider and if thought fit, to pass the following resolution as an **Ordinary Resolution:**

"RESOLVED THAT the appointment of **Shri Darpan Jain (DIN:05324684)**, Joint Secretary, Department of Commerce, MOC&I, Govt. of India who was earlier appointed as Part Time Govt Nominee Director in MMTC Limited from **29.01.2020 to 09.02.2020** pursuant to the provisions of Section 152 and 161 of Companies Act, 2013, by the President of India in exercise of powers vested vide Article 87(2) of Articles of Association of the Company, communicated vide Department of Commerce, Ministry of Commerce & Industry Order File No. 11/36/2001-FT(M&O) dated 21.01.2020 and approved by the Board of Directors on 31.01.2020 on the terms, conditions and tenure as may be determined by the President of India from time to time, be and is hereby regularized."

5. To appoint **Shri Shymal Misra (DIN:03073323)**, as Government Nominee Director on the Board of the Company and in this regard to consider and if thought fit, to pass the following resolution as an **Ordinary Resolution:**

"RESOLVED THAT pursuant to the provisions of Section 152 and 161 of Companies Act, 2013, **Shri Shymal Misra (DIN:03073323)**, Joint Secretary, Department of Commerce, MOC&I, Govt. of India who was appointed as Part Time Govt Nominee Director in MMTC Limited w.e.f. **24.02.2020**, by the President of India in exercise of powers vested vide Article 87(2) of Articles of Association of the Company, communicated vide Department of Commerce, Ministry of Commerce & Industry Order File No. 11/36/2001-FT(M&O) dated 10.02.2020 and approved by the Board of Directors on 14.02.2020 under section 161 of Companies Act 2013, and who holds office up to the date of this Annual General Meeting be and is hereby appointed as a Part Time **Govt Nominee Director** on the terms, conditions and tenure as may be determined by the President of India from time to time."

6. To regularise the appointment of Shri Sudhanshu Pandey (DIN:02825362), as Chairman & Managing Director on the Board of the Company and in this regard to consider and if thought fit, to pass the following resolution as an **Ordinary Resolution:**

"RESOLVED THAT the appointment of **Shri Sudhanshu Pandey (DIN:02825362)**, Addl. Secretary, Department of Commerce, MOC&I, Govt. of India who was earlier appointed as Chairman & Managing Director (additional charge) in MMTC Limited from **01.03.2020 to 12.05.2020** pursuant to the provisions of Section 152 and 161 of Companies Act, 2013, by the President of India in exercise of powers vested vide Article 87(2) of Articles of Association of the Company, communicated vide Department of Commerce, Ministry of Commerce & Industry Order File No. A-12022/20/2019-E.IV dated 27.02.2020 and approved by the Board of Directors on 24.03.2020 on the terms, conditions and tenure as may be determined by the President of India from time to time, be and is hereby regularized."

7. To appoint **Shri Sanjay Chadha as Chairman & Managing Director (Additional Charge)** on the Board of the Company and in this regard to consider and if thought fit, to pass the following resolution as **Ordinary Resolution:**

"RESOLVED THAT pursuant to the provisions of Section 152 and other applicable provisions of Companies Act, 2013 and Rules made thereunder, **Shri Sanjay Chadha (DIN:00752363)**, Additional Secretary, Department of Commerce, MOC&I, who was appointed as Chairman & Managing Director (Additional Charge) in MMTC Limited w.e.f. 14.05.2020 by the President of India in exercise of powers vested vide Article 87(2) of Articles of Association of the Company, communicated vide Department of Commerce, Ministry of Commerce & Industry Office Order No. A-12022/15/2016-E.IV dated 13.05.2020 and by the Board of Directors on 04.06.2020 as Chairman & Managing Director (as an additional charge) under section 196 of Companies Act 2013, and who holds office up to the date of this Annual General Meeting be and is hereby appointed as Chairman & Managing Director (as an additional charge) on the terms, conditions and



tenure as may be determined by the President of India from time to time."

8. To appoint **Shri Kapil Kumar Gupta as whole time Director** on the Board of the Company and in this regard to consider and if thought fit, to pass the following resolution as **Ordinary Resolution**:

"RESOLVED THAT pursuant to the provisions of Section 160, 162 & 196 and other applicable provisions of Companies Act, 2013 and applicable Rules made thereunder, **Shri Kapil Kumar Gupta (DIN:08751137)** who was appointed as **Director(Finance)** in MMTC Limited w.e.f. 01.06.2020 for a period of five years or till the date of his superannuation by the President of India in exercise of powers vested vide Article 87(2) of Articles of Association of the Company, communicated vide Department of Commerce, Ministry of Commerce & Industry Office Order No. A-12022/9/2019-E.IV dated 03.03.2020 and by the Board of Directors on 04.06.2020 as Director (Finance) under section 161 of Companies Act 2013, and who holds office up to the date of this Annual General Meeting be and is hereby appointed as Director (Finance) on the terms, conditions and tenure as may be determined by the President of India from time to time."

9. To consider and if thought fit, pass the following resolution as an **Ordinary Resolution**:

RESOLVED THAT pursuant to provisions of Section 188 and other applicable provisions, if any, of the Companies Act, 2013 read with applicable rules under Companies (Meetings of Board and its Powers) Rules, 2014 and in terms of Regulation 23 of SEBI (Listing Obligations and Disclosure Requirements) Regulations, 2015 (including any amendment, modification or re-enactment thereof), consent of the members of the Company be and is hereby accorded for entering into the following proposed Related Party Transactions with regard to undertaking sale/purchase transactions by MMTC Limited with effect from the period mentioned against each, up to the amount as indicated in table given below:

	Related Party	Relationship	Value of Transactions with effect from 01.10.2020 to 30.09.2021
1	MMTC Pamp India Pvt Ltd	Joint Venture Company	Rs.2000 crores

RESOLVED FURTHER THAT the Board of Directors of the Company be and is hereby authorized to do all acts and take all such steps as may be necessary, proper or expedient to give effects to this resolution.

By Order of the Board
For MMTC Limited
sd/-
(G. Anandnarayanan)
Company Secretary

Place: New Delhi
Dated: 1.12.2020

NOTES:

- In view of the continuing COVID-19 pandemic, the Ministry of Corporate Affairs (MCA) has vide General Circular No. 14/2020 dated April 8, 2020, General Circular No. 17/2020 dated April 13, 2020 and General Circular No. 20/2020 dated May 5, 2020 (collectively referred to as "MCA Circulars") and Securities and Exchange Board of India (SEBI) vide Circular No. SEBI/HO/CFD/CMD1/CIR/P/2020/79 dated May 12, 2020 permitted the holding of the Annual General Meeting (AGM) through VC / OAVM, without the physical presence of the Members at a common venue. In compliance with the provisions of the Companies Act, 2013 ("Act"), SEBI (Listing Obligations and Disclosure Requirements) Regulations, 2015 ("SEBI Listing Regulations") and MCA Circulars, the AGM of the Company is being held through VC / OAVM.
- The Company has enabled the Members to participate at the 57th AGM through the VC/OAVM facility provided by Central Depository Services Ltd. (CDSL). The instructions for participation by Members are given in the subsequent paragraphs.
- The Members can join the AGM in the VC/OAVM mode 15 minutes before and after the scheduled time of the commencement of the Meeting by following the procedure mentioned in the Notice. The facility of participation at the AGM through VC/OAVM will be made available to at least 1000 members on first come first served basis. This will not include large Shareholders (Shareholders holding 2% or more shareholding), Promoters, Institutional Investors, Directors, Key Managerial Personnel, the Chairpersons of the Audit Committee, Nomination and Remuneration Committee and Stakeholders Relationship Committee, Auditors etc. who are allowed to attend the AGM without restriction on account of first come first served basis.
- As per the provisions under the MCA Circulars, Members attending the 57th AGM through VC shall be counted for the purpose of reckoning the quorum under Section 103 of the Companies Act, 2013.
- The Company has provided the facility to Members to exercise their right to vote by electronic means both through remote e-voting and e-voting during the AGM. The process of remote e-voting is given in the subsequent paragraphs. Such remote e-voting facility is in addition to voting that will take place at the 57th AGM being held through VC.
- Members joining the meeting through VC, who have not already cast their vote by means of remote e-voting, shall be able to exercise their right to vote through e-voting at the AGM. The Members who have cast their vote by remote e-voting prior to the AGM may also join the AGM through VC but shall not be entitled to cast their vote again.





7. The Company has appointed Shri P. P. Agarwal, Practicing Company Secretary (FCS No.: 4955, C.P. No.: 10566) to act as the Scrutiniser, to scrutinise the e-voting process in a fair and transparent manner.
8. As per the Companies Act, 2013, a Member entitled to attend and vote at the AGM is entitled to appoint a proxy to attend and vote on his/her behalf. Since the 57th AGM is being held through VC as per the MCA Circulars, physical attendance of Members has been dispensed with. Accordingly, the facility for appointment of proxies by the Members will not be made available for the 57th AGM and hence the Proxy Form and Attendance Slip are not annexed to this Notice.
9. However, in pursuance of Section 112 and Section 113 of the Companies Act, 2013, representatives of the members such as the President of India or the Governor of a State or body corporate can attend the AGM through VC/OAVM and cast their votes through e-voting.

Corporate Members are required to send a certified copy of the Board resolution authorising their representative to attend the AGM through VC and vote on their behalf. The said Resolution/Authorisation shall be sent to the Scrutiniser by e-mail through its registered e-mail address to fcs.ppa@gmail.com with a copy marked to evoting@cdslindia.com.
10. In case of joint holders attending the meeting, only such joint holder who is higher in the order of names will be entitled to vote.
11. The Register of Members and Share Transfer books will remain closed from 17.12.2020 to 24.12.2020 (both days inclusive).
12. In line with the MCA Circulars, the notice of the 57th AGM along with the Annual Report 2019-20 are being sent only by electronic mode to those Members whose e-mail addresses are registered with the Company/Depositories. Members may please note that this Notice and Annual Report 2019-20 will also be available on the Company's website at www.mmtclimited.com and on the website of CDSL i.e. www.evotingindia.com.
13. A statement pursuant to Section 102(1) of the Companies Act, 2013 relating to the special businesses to be transacted at the 57th AGM is annexed hereto.
14. As required by Regulation 36(3) of the Securities and Exchange Board of India (Listing Obligations and Disclosure Requirements) Regulations, 2015, a brief profile of Shri J. Ravi Shanker, Director (Marketing) retiring by rotation and seeking re-appointment under Item No. 2 and the other Directors seeking appointment under Item No. 4 to 8 of the notice in accordance with applicable provisions of the Companies Act, 2013 is forming part of the notice.
15. Pursuant to Section 139 of the Companies Act, 2013, the Auditors of a Government Company are to be appointed or reappointed by the Comptroller and Auditor General of India (C&AG) and in pursuance to Section 142 of the Companies Act, 2013, their remuneration has to be fixed by the Company in the Annual General Meeting or in such manner as the Company in general meeting may determine. The Comptroller and Auditor General of India shall appoint the Statutory Auditors of the Company for the FY 2020-21 under Section 139 of the Companies Act, 2013. The members may authorise the Board of Directors to fix an appropriate remuneration of Auditors for the FY 2020-21 as may be deemed fit by the Board.
16. In accordance with the proviso to Regulation 40(1) of the Securities and Exchange Board of India (Listing Obligations and Disclosure Requirements) Regulations, 2015, effective from April 1, 2019, transfers of securities of the Company shall not be processed unless the securities are held in the dematerialised form with a depository. Accordingly, shareholders holding equity shares in physical form are urged to have their shares dematerialised so as to be able to freely transfer them and participate in corporate actions.
17. A person, whose name is recorded in the register of members or in the register of beneficial owners maintained by the depositories as on the cut-off date only shall be entitled to avail the facility of remote e-voting as well as e-voting during the AGM. The voting rights shall be as per the number of equity share held by the Member(s) as on cut-off date. Members are eligible to cast vote only if they are holding shares as on that date. Kindly note that a person who is not a member of the Company as on the Cut-off date should treat this Notice for Information Purposes Only.
18. Pursuant to Section 124 read with Section 125 of the Companies Act, 2013, the dividend amounts which remain unpaid/unclaimed for a period of seven years, are required to be transferred to the Investors Education & Protection Fund of the Central Government. The shares in respect of which the dividends have not been paid or claimed for a period of seven consecutive years or more, are also liable to be transferred to the demat account of the IEPF Authority. The Members, whose unclaimed dividends/shares have been transferred to IEPF, may claim the same by making an online application to the IEPF Authority in web Form No. IEPF-5 available on www.iepf.gov.in. The details of investors (whose payment is due) are available on company's website so as to enable the investors to claim the same.
19. The Securities and Exchange Board of India (SEBI) has mandated the submission of Permanent Account Number (PAN) by every participant in securities market. Members holding shares in electronic form are, therefore, requested to submit their PAN to their Depository Participants with whom they are maintaining their demat accounts. It has also made mandatory for the transferee(s) to furnish a copy of PAN card to the Company/RTAs for registration of transfers and for securities market transactions and off-market/ private transactions involving transfer of shares of listed companies in physical form. Accordingly, members holding shares in physical form can submit their PAN to MCS Shares Transfer Agents Ltd. - RTA of the Company.
20. Members holding shares in multiple folios in physical mode are requested to apply for Consolidation of their holdings in one folio to the Company or RTA of the Company along with relevant Share Certificates. A consolidated share certificate will be issued to such Members after making requisite changes.
21. Members are requested to send all correspondence concerning registration of transfers, transmissions, subdivision, consolidation of shares or any other shares related matter to M/s MCS Shares Transfer Agents Ltd. - RTA of the Company.



22. Members desirous of making a nomination in respect of their shareholding in the Company, Ltd. as permitted under Section 72 of the Companies Act, 2013, are requested to write to RTA of the Company in the prescribed form. In case of shares held in dematerialised form, the nomination has to be lodged with the respective Depository Participant.
23. Members are requested to intimate changes, if any, pertaining to their name, postal address, e-mail address, telephone/mobile numbers, Permanent Account Number (PAN), mandates, nominations, power of attorney, bank details such as, name of the bank and branch details, bank account number, MICR code, IFSC code, etc., to their DPs in case the shares are held by them in electronic form and to RTA of the Company in case the shares are held by them in physical form.
24. Members, who have not registered their NECS Mandate, are requested to send their NECS Mandate request to the Registrar / Investor Service Department of the Company or to their Depository Participant. Members who have not registered their e-mail addresses/ Bank details can update the same in following manner:-
For shareholders holding shares in Physical Mode - Please send a request letter with following details to the RTA of the Company by post or through email at admin@mcsregistrars.com with following details/ documents:
For updating e-mail ID/For updating Bank account: 1. Folio No. 2. Name of Shareholder 3. Copy of PAN and AADHAR (Self attested) (Signature shall match with the specimen signature available with the Company/ RTA)
In addition to details required for updating email, following details/documents are required :
Bank Account details like Bank Account number, Name of the Bank & Branch, MICR Code/ IFSC Code, 2. Cancelled Cheque
For shareholders holding shares in **Demat** Mode: Shareholders can update email IDs, mobile numbers and Bank Account details by contacting their respective Depository Participants as per the process advised by them.
24. The Register of Directors and Key Managerial Personnel and their shareholding will be available electronically for inspection by the members during the AGM. All documents referred to in the Notice will also be available electronically for inspection without any fee by the members from the date of circulation of this Notice and up to the date of AGM.
25. Since the 57th AGM will be held through VC / OAVM, the Route Map is not annexed to this Notice.
26. Annual listing fee for the year 2019-20 has been paid to both the Stock Exchanges (NSE & BSE) wherein shares of the Company are listed.
27. None of the Directors of the Company or Key Managerial Personnel is in any way related with each other.

VOTING THROUGH ELECTRONIC MEANS

1. In compliance with provisions of Regulation 44 of the Securities and Exchange Board of India (Listing Obligations and Disclosure Requirements) Regulations, 2015 as well as Section 108 of the Companies Act, 2013 read with Rule 20 of the Companies (Management and Administration) Rules, 2014, the Company is offering Remote E-voting facility to all the Shareholders of the Company in respect of items to be transacted at this Meeting. The Company has engaged the services of CDSL (India) Ltd for facilitating remote e-voting for AGM. The user-id & password is mentioned in the e-mail forwarded. Procedure and Instructions for Remote e-voting are given hereunder. All members are requested to read those instructions carefully before casting their e-vote.

THE INSTRUCTIONS FOR SHAREHOLDERS FOR REMOTE E-VOTING ARE AS UNDER:

- (i) The voting period begins on Monday, December 21, 2020 (09:00 A.M.) and ends on Wednesday, December 23, 2020 (05:00 P.M.). During this period shareholders of the Company, holding shares either in physical form or in dematerialized form, as on the cut-off date (record date) of 16th December 2020 may cast their vote electronically. The e-voting module shall be disabled by CDSL for voting thereafter.
- (ii) Shareholders who have already voted prior to the meeting date would not be entitled to vote at the meeting venue.
- (iii) The shareholders should log on to the e-voting website www.evotingindia.com.
- (iv) Click on "Shareholders" module.
- (v) Now enter your User ID
 - a. For CDSL: 16 digits beneficiary ID,
 - b. For NSDL: 8 Character DP ID followed by 8 Digits Client ID,
 - c. Shareholders holding shares in Physical Form should enter Folio Number registered with the Company.

OR

Alternatively, if you are registered for CDSL's EASI/EASIEST e-services, you can log-in at <https://www.cdslindia.com> from Login - Myeasi using your login credentials. Once you successfully log-in to CDSL's EASI/EASIEST e-services, click on e-Voting option and proceed directly to cast your vote electronically.

- (vi) Next enter the Image Verification as displayed and Click on Login.
- (vii) If you are holding shares in demat form and had logged on to www.evotingindia.com and voted on an earlier e-voting of any company, then your existing password is to be used.
- (viii) If you are a first time user follow the steps given below:



For Shareholders holding shares in Demat Form and Physical Form	
PAN	Enter your 10 digit alpha-numeric *PAN issued by Income Tax Department (Applicable for both demat shareholders as well as physical shareholders) <ul style="list-style-type: none">Shareholders who have not updated their PAN with the Company/Depository Participant are requested to use the sequence number sent by Company/RTA or contact Company/RTA.
Dividend Bank Details OR Date of Birth (DOB)	Enter the Dividend Bank Details or Date of Birth (in dd/mm/yyyy format) as recorded in your demat account or in the company records in order to login. <ul style="list-style-type: none">If both the details are not recorded with the depository or company please enter the member id / folio number in the Dividend Bank details field as mentioned in instruction (v).

- (ix) After entering these details appropriately, click on "SUBMIT" tab.
- (x) Shareholders holding shares in physical form will then directly reach the Company selection screen. However, shareholders holding shares in demat form will now reach 'Password Creation' menu wherein they are required to mandatorily enter their login password in the new password field. Kindly note that this password is to be also used by the demat holders for voting for resolutions of any other company on which they are eligible to vote, provided that company opts for e-voting through CDSL platform. It is strongly recommended not to share your password with any other person and take utmost care to keep your password confidential.
- (xi) For shareholders holding shares in physical form, the details can be used only for e-voting on the resolutions contained in this Notice.
- (xii) Click on the EVSN for the relevant MMTCLimited on which you choose to vote.
- (xiii) On the voting page, you will see "RESOLUTION DESCRIPTION" and against the same the option "YES/NO" for voting. Select the option YES or NO as desired. The option YES implies that you assent to the Resolution and option NO implies that you dissent to the Resolution.
- (xiv) Click on the "RESOLUTIONS FILE LINK" if you wish to view the entire Resolution details.
- (xv) After selecting the resolution you have decided to vote on, click on "SUBMIT". A confirmation box will be displayed. If you wish to confirm your vote, click on "OK", else to change your vote, click on "CANCEL" and accordingly modify your vote.
- (xvi) Once you "CONFIRM" your vote on the resolution, you will not be allowed to modify your vote.
- (xvii) You can also take a print of the votes cast by clicking on "Click here to print" option on the Voting page.
- (xviii) If a demat account holder has forgotten the login password then Enter the User ID and the image verification code and click on Forgot Password & enter the details as prompted by the system.
- (xix) Shareholders can also cast their vote using CDSL's mobile app "m-Voting". The m-Voting app can be downloaded from respective Store. Please follow the instructions as prompted by the mobile app while Remote Voting on your mobile.

PROCESS FOR THOSE SHAREHOLDERS WHOSE EMAIL ADDRESSES ARE NOT REGISTERED WITH THE DEPOSITORIES FOR OBTAINING LOGIN CREDENTIALS FOR E-VOTING FOR THE RESOLUTIONS PROPOSED IN THIS NOTICE:

- For Physical shareholders- please provide necessary details like Folio No., Name of shareholder, scanned copy of the share certificate (front and back), PAN (self attested scanned copy of PAN card), AADHAR (self attested scanned copy of Aadhar Card) by email to Company/RTA email id.
- For Demat shareholders - please provide Demat account details (CDSL-16 digit beneficiary ID or NSDL-16 digit DPID + CLID), Name, client master or copy of Consolidated Account statement, PAN (self attested scanned copy of PAN card), AADHAR (self attested scanned copy of Aadhar Card) to Company/RTA email id.

INSTRUCTIONS FOR SHAREHOLDERS ATTENDING THE EGM/AGM THROUGH VC/OAVM ARE AS UNDER:

- Shareholder will be provided with a facility to attend the AGM through VC/OAVM through the CDSL e-Voting system. Shareholders may access the same at <https://www.evotingindia.com> under shareholders/members login by using the remote e-voting credentials. The link for VC/OAVM will be available in shareholder/members login where the EVSN of Company will be displayed.
- Shareholders are encouraged to join the Meeting through Laptops / IPads for better experience.
- Further shareholders will be required to allow Camera and use Internet with a good speed to avoid any disturbance during the meeting.
- Please note that Participants Connecting from Mobile Devices or Tablets or through Laptop connecting via Mobile Hotspot may experience Audio/Video loss due to Fluctuation in their respective network. It is therefore recommended to use Stable Wi-Fi or LAN Connection to mitigate any kind of aforesaid glitches.
- Shareholders who would like to express their views/ask questions during the meeting may register themselves as a speaker by sending their request in advance atleast **seven days prior to meeting** mentioning their name, demat account number/folio number, email id, mobile number at mmtc@mmtclimited.com. The shareholders who do not wish to speak during the AGM but have queries may send their queries in advance **ten days prior to meeting** mentioning their name, demat account number/folio number, email id, mobile number at mmtc@mmtclimited.com. These queries will be replied to by the company suitably by email.





6. Those shareholders who have registered themselves as a speaker will only be allowed to express their views/ask questions during the meeting.

INSTRUCTIONS FOR SHAREHOLDERS FOR E-VOTING DURING THE AGM/EGM ARE AS UNDER:-

1. The procedure for e-Voting on the day of the AGM is same as the instructions mentioned above for Remote e-voting.
2. Only those shareholders, who are present in the AGM through VC/OAVM facility and have not casted their vote on the Resolutions through remote e-Voting and are otherwise not barred from doing so, shall be eligible to vote through e-Voting system available during the AGM.
3. If any Votes are cast by the shareholders through the e-voting available during the AGM and if the same shareholders have not participated in the meeting through VC/OAVM facility, then the votes cast by such shareholders shall be considered invalid as the facility of e-voting during the meeting is available only to the shareholders attending the meeting.
4. Shareholders who have voted through Remote e-Voting will be eligible to attend the EGM/AGM. However, they will not be eligible to vote at the AGM.

(xx) Note for Non – Individual Shareholders and Custodians

- Non-Individual shareholders (i.e. other than Individuals, HUF, NRI etc.) and Custodians are required to log on to www.evotingindia.com and register themselves in the "Corporates" module.
- A scanned copy of the Registration Form bearing the stamp and sign of the entity should be emailed to helpdesk.evoting@cdslindia.com.
- After receiving the login details a Compliance User should be created using the admin login and password. The Compliance User would be able to link the account(s) for which they wish to vote on.
- The list of accounts linked in the login should be mailed to helpdesk.evoting@cdslindia.com and on approval of the accounts they would be able to cast their vote.
- A scanned copy of the Board Resolution and Power of Attorney (POA) which they have issued in favour of the Custodian, if any, should be uploaded in PDF format in the system for the scrutinizer to verify the same.
- Alternatively Non Individual shareholders are required to send the relevant Board Resolution/ Authority letter etc. together with attested specimen signature of the duly authorized signatory who are authorized to vote, to the Scrutinizer and to the Company at the email address viz; ganarayanan@mmtclimited.com / fcs.ppa@gmail.com, if they have voted from individual tab & not uploaded same in the CDSL e-voting system for the scrutinizer to verify the same.
- If you have any queries or issues regarding attending AGM & e-Voting from the e-Voting System, you may refer the Frequently Asked Questions ("FAQs") and e-voting manual available at www.evotingindia.com, under help section or write an email to helpdesk.evoting@cdslindia.com or contact Mr. Nitin Kunder (022- 23058738) or Mr. Mehboob Lakhani (022-23058543) or Mr. Rakesh Dalvi (022-23058542).

All grievances connected with the facility for voting by electronic means may be addressed to Mr. Rakesh Dalvi, Manager, (CDSL,) Central Depository Services (India) Limited, A Wing, 25th Floor, Marathon Futurex, Mafatlal Mill Compounds, N M Joshi Marg, Lower Parel (East), Mumbai - 400013 or send an email to helpdesk.evoting@cdslindia.com or call on 022-23058542/43.

EXPLANATORY STATEMENT PURSUANT TO SECTION 102 (1) OF THE COMPANIES ACT, 2013

Item No. 4

In accordance with Order File No. 11/36/2001-FT(M&O) dated 21.01.2020 & 10.02.2020 from Department of Commerce, Ministry of Commerce & Industry, Government of India and pursuant to provisions of Section 161 of the Companies Act, 2013, Shri Darpan Jain (DIN-05324684), was appointed as Part Time Government Nominee Director on the Board of MMTC Limited from 29.01.2020 and held the position upto 09.02.2020.

Shri Darpan Jain, aged 42 years belongs to IAS-2001 batch of Karnataka Cadre. Shri Jain holds M.Tech in Industrial Engineering from IIT, Delhi and Master of Science from London School of Economics & Political Science, London. Shri Jain was conferred the Hon'ble Prime Minister's Award for Excellence in Administration for the year 2011-12 for the initiative "Saving Open Spaces and Urban Lakes (SOUL) and Cultural Rejuvenation" in the twin city of Hubli-Dharwad in the individual category. Prior to his present position as JS in DoC, MOC&I, Shri Jain has held various senior positions with the Government of Karnataka.

Board of Directors of the Company recommends for ratification of the appointment of Shri Darpan Jain for the period mentioned above.

None of the Directors or Key Managerial Personnel of the Company or their relatives except Shri Darpan Jain to the extent of his appointment as Part Time Govt. Nominee Director, in any way concerned or interested, financially or otherwise in the above resolution.

Item No.5

In accordance with Office Order File No. 11/36/2001-FT(M&O) dated 10.02.2020 from Department of Commerce, Ministry of Commerce & Industry, Government of India and pursuant to provisions of Section 161 of the Companies Act, 2013, Shri Shyamal Misra was appointed as Part Time Govt. Nominee Director on the Board of MMTC Limited w.e.f. 24.02.2020.

Shri Shyamal Misra, aged 47 years, belongs to IAS (Haryana Cadre: 1996 Batch). He is currently working as Joint Secretary in Department of Commerce, MoC&I.





The company has received a notice from a member u/s 160 of Companies Act, 2013 proposing the candidature of Shri Shyamal Misra as Part Time Govt. Nominee Director of the company.

Board considers it desirable that the Company should avail itself of his services as Part Time Govt. Nominee Director and recommend this resolution for approval of the shareholders.

None of the Directors or Key Managerial Personnel of the Company or their relatives except Shri Shyamal Misra to the extent of his appointment as Part Time Govt. Nominee Director in any way concerned or interested, financially or otherwise in the above resolution

Item No.6

In accordance with Office Order File No. A-12022/20/2019-E.IV dtd. 27.02.2020 from Department of Commerce, Ministry of Commerce & Industry, Government of India and pursuant to provisions of Section 196 and other applicable provisions of the Companies Act, 2013, Shri Sudhanshu Pandey, Ex-Addl. Secretary, Department of Commerce was appointed as Chairman & Managing Director (Additional Charge) on the Board of MMTC Limited w.e.f. 01.03.2020 and Shri Sudhanshu Pandey held the charge of CMD (Addl. Charge) upto 12.05.2020 vide Office Order File No.A-12022/15/2016-E.IV dated 13.05.2020.

Shri Sudhanshu Pandey, aged 57 years, belongs to IAS (J&K:1987) and has an experience over 32 years senior positions in State Government and Government of India and in Indian Embassy in Germany. He also led many high level Government and trade delegations to various countries, represented Government in trade negotiations in various areas and also functioned as Chief Negotiator of India.

Board of Directors of the Company recommends for ratification of the appointment of Shri Sudhanshu Pandey for the period mentioned above.

None of the Directors or Key Managerial Personnel of the Company or their relatives except Shri Sudhanshu Pandey to the extent of his appointment as Chairman & Managing Director (Addl. Charge) in any way concerned or interested, financially or otherwise in the above resolution.

Item No.7

In accordance with Office Order File No. A-12022/15/2016-E.IV dtd. 13.05.2020 from Department of Commerce, Ministry of Commerce & Industry, Government of India and pursuant to provisions of Section 196 and other applicable provisions of the Companies Act, 2013, Shri Sanjay Chadha, Addl. Secretary, Department of Commerce, MoC&I was appointed as Chairman & Managing Director (Additional Charge) on the Board of MMTC Limited w.e.f. 14.05.2020 vice Shri Sudhanshu Pandey.

Shri Sanjay Chadha, aged 56 years belongs to IRSME Cadre 1985 Batch. He has done his Masters in Business Administration from Faculty of Management Studies, University of Delhi and his Bachelors in Mechanical Engineering and Production Technology from the Engineering Council (UK). He has worked in various capacities for over three decades on the Indian Railways both in field units and at the apex level Railway Board. He has also worked as Chief Consultant (Transport) to Sri Lanka on deputation from RITES Ltd. As Addl. Secretary in the Department of Commerce, he is handling International Trade with North East Asia including China, Japan, South Korea, Taiwan, Hong Kong and USA. He is also the Chief Negotiator of India for the India Korea CEPA Review. Prior to join DoC as Joint Secretary, he had also worked as Director, Ministry of Power from 2003 to 2008. He has recently co-authored a book with Dr. Bibek Debroy titled "Indian Railways: The Weaving of a National Tapestry".

The company has received a notice from a member u/s 160 of Companies Act, 2013 proposing the candidature of Shri Sanjay Chadha as Chairman & Managing Director (Addl. Charge) of the Company.

Board considers it desirable that the Company should avail itself of his services as Chairman & Managing Director (Addl. Charge) and recommend this resolution for approval of the shareholders.

None of the Directors or Key Managerial Personnel of the Company or their relatives except Shri Sanjay Chadha to the extent of his appointment as Chairman & Managing Director (Addl. Charge) in any way concerned or interested, financially or otherwise in the above resolution.

Item No.8

In accordance with Office Order File No. A-12022/9/2019-E.IV dtd. 03.03.2020 from Department of Commerce, Ministry of Commerce & Industry, Government of India and pursuant to provisions of Section 196 and other applicable provisions of the Companies Act, 2013, Shri Kapil Kumar Gupta was appointed as Director (Finance) on the Board of MMTC Limited w.e.f. 01.06.2020.

Shri Kapil Kumar Gupta, aged 51 years, is a Fellow Member of the Institute of Chartered Accountants of India, having work experience of more than 29 years in the field of Finance & Accounts. Prior to joining to MMTC as Director (Finance), he was working as General Manager (F&A) in Engineers India Ltd., a Navaratna PSU of Government of India.

The company has received a notice from a member u/s 160 of Companies Act, 2013 proposing the candidature of Shri Kapil Kumar Gupta as Director (Finance) of the Company.

Board considers it desirable that the Company should avail itself of his services as Director (Finance) and recommend this resolution for approval of the shareholders.

None of the Directors or Key Managerial Personnel of the Company or their relatives except Shri Kapil Kumar Gupta to the extent of his appointment as Director (Finance) in any way concerned or interested, financially or otherwise in the above resolution.

Item No.9

Section 188 of the Companies Act 2013 read with Rules 15 and 16 of Companies (Meetings of Board and its powers) Rules, 2014 prescribe certain procedure for approval of related party transactions. The Regulation 23 of SEBI (Listing Obligations



and Disclosure Requirements) Regulations, 2015 has also prescribed seeking of shareholder approval for material related party transactions. The Proviso to Section 188 also states that nothing in Section 188(1) will apply to any transactions entered into by the Company in its ordinary course of business and at arm length basis.

All the proposed transactions put up for approval are in ordinary course of business. However, the transactions with JV Company – MMTC PAMP India Pvt. Ltd. are at arms length basis only based on the MOU signed with the JV Company. Pursuant to the SEBI Regulation, the following contracts/arrangements/ transactions are material in nature and require the approval of the unrelated shareholders of the Company by an Ordinary Resolution:

S. No.	Name of the Related Party	Relationship	Maximum Value of Transactions per annum with effect from 1.10.2020 to 30.9.2021	Nature and material Terms / Particulars of the contract or arrangement
1.	MMTC Pamp India Pvt Ltd	Joint Venture Company	Rs.2000 crores	With regard to the MOU dated 20.7.2018 signed with MPIPL, the salient terms are: 1) MMTC may from time to time indicate its intent to purchase Gold/Silver bullion Bars (Kilogram Bar of 995 Purity or 100 gm Gold Bar of 999 purity and silver bars of 0.999 fine purity) from MPIPL for MMTC's various locations across India at applicable premium fixed by MPIPL for each location. 2) Duly authorised personnel of CBO MMTC Corporate Office shall price all bullion with MPIPL pricing desk. The minimum fixing lot will be 1 kg for Gold Bars and 100 Kg for Silver Bars.

The other related information as envisaged under Companies (Meetings of Board and its Powers) Rules, 2014 and amendments thereto, and the Company's Related Party Transaction Policy are furnished hereunder:-

Name of the Related Party	M/s MMTC PAMP India Pvt. Ltd.
Name of Director or key managerial personnel who is related, if any	<u>MMTC PAMP India Pvt. Ltd. (in the capacity of Nominee Directors only)</u> 1. Shri J. Ravi Shanker 2. Shri. Kapil Kumar Gupta
Nature of relationship	As per table given above
Nature and material Terms /Particulars of the contract or arrangement	
Any other information relevant or important for the members to take decision on the proposed resolution	

The above contracts/arrangements/transactions were approved by the Audit Committee and recommended by the Board of directors to the unrelated shareholders of the Company for their approval.

As per Regulation 23(4) of the SEBI Listing Regulations, all entities /persons that are directly/indirectly related parties of the Company shall abstain from voting on resolution(s) wherein approval of material Related Party Transactions is sought from the shareholders.

None of the Directors or any of the Key Managerial Personnel of the Company or their relatives are, in any way, concerned or interested financially or otherwise, in the ordinary resolution set out at **Item No.9** of the Notice except in the capacity of Nominee Directors of MMTC indicated above. The Board recommends the Resolution set out at **Item No.9** of the notice for their approval by the unrelated parties.

The documents referred in Item No. 5 to 9 above, in respect of which explanatory statement has been provided, will be available electronically for inspection by the members from the date of circulation of this Notice and up to the date of AGM.



Details of Directors seeking appointment/re-appointment at the Annual General Meeting of the Company (Pursuant to Reg. 36 of the Listing Regulations and Secretarial Standards-2 on General Meetings)

Name of the Director	Sh. J Ravi Shanker	Shri Darpan Jain	Shri Shyamal Misra	Shri Sudhanshu Pandey	Shri Sanjay Chadha	Shri Kapil Kumar Gupta
Date of Birth	21.07.1965	30.08.1977	16.06.1973	08-10-1962	16.01.1964	13.04.1969
Date of Appointment	04.07.2018	29.01.2020	24.02.2020	01-03-2020	14.05.2020	01.06.2020
Qualification	B.Tech from IIT, Delhi.	IAS-2001 batch of Karnataka Cadre. M.Tech in Industrial Engineering from IIT, Delhi and Master of Science from London School of Economics & Political Science, London.	IAS-1996 Batch of Haryana Cadre. B.Tech (Electrical Engineering); MPA on International Development from Kennedy School of Govt., Harvard University, Massachusetts.	IAS-(J&K:1987 Batch)	Bachelors in Mechanical Engineering & Production Technology from the Engineering Council (UK). Masters in Business Administration (MBA) from Faculty of Management Studies, University of Delhi.	Fellow Member of the Institute of Chartered Accountants of India.
Expertise in Specific functional areas	Have 32 years of experience in export of engineering equipment & projects, international and domestic trading in industrial raw materials and agro commodities. Prior to joining MMTCL he was holding the position of Director (Marketing) in PEC Ltd, a CPSE.	Shri Jain was conferred the Hon'ble Prime Minister's Award for Excellence in Administration for the year 2011-12 for the initiative "Saving Open Spaces and Urban Lakes (SOUL) and Cultural Rejuvenation" in the twin city of Hubli-Dharwad in the individual category. Prior to his present position as JS in DoC, MOC&I, Shri Jain has held various senior positions with the Government of Karnataka.	More than 23 years in Civil Services both at Centre and with various Departments under the State Govt. of Haryana. Also worked at senior levels in Centre. Presently working as Joint Secretary, Department of Commerce, MOC&I, New Delhi.	More than 32 years in senior positions with State Government and worked at senior level in Indian Embassy in Germany. He also led many high level delegations to various countries, represented Government in trade negotiations in various areas and also functioned as Chief Negotiator of India.	More than three decades with Indian Railways both in the field units and at the apex level Railway Board. Also worked as Chief Consultant (Transport) to Sri Lanka on deputation from RITES Ltd. As Additional Secretary in the Department of commerce he is handling international trade with Northeast Asia including China, Japan, S. Korea, Taiwan, Hong Kong and USA. He is also the Chief Negotiator of India for the India Korea CEPA review.	More than 29 years in the field of Finance & Accounts. Prior to joining to MMTCL as Director (Finance), he was working as General Manager (F&A) in Engineers India Ltd., a Navaratna PSU of Government of India.
No. of Equity Shares held in the Company as on March 31, 2020	NIL	N.A.	NIL	N.A.	N.A.	N.A.
Terms & Conditions of the appointment	As per the Orders of the Govt. of India in this regard indicated under relevant resolution.	As per the Orders of the Govt. of India in this regard indicated under relevant resolution.	As per the Orders of the Govt. of India in this regard indicated under relevant resolution.	As per the Orders of the Govt. of India in this regard indicated under relevant resolution.	As per the Orders of the Govt. of India in this regard indicated under relevant resolution.	As per the Orders of the Govt. of India in this regard indicated under relevant resolution.

Remuneration	In the pay scale of Rs. 1,80,000-3,40,000	N.A.	N.A.	N.A.	N.A.	In the pay scale of Rs. 1,80,000-3,40,000
No. of meetings of Board attended during the year	9	1	1	1	N.A.	N.A.
Directorships held in other Companies as on March 31, 2020	PEC Limited MMTC Pamp India Pvt Ltd Free Trade Warehousing Pvt Ltd MMTC Transnational Pte Ltd, Singapore Neelachal Ispat Nigam Ltd	NIL	Slate Trading Corporation of India Ltd	i) National Centre for Trade Information ii) Andhra Pradesh MEDTECH Zone Limited iii) PEC Limited	N.A.	N.A.
Relationship with any other Director inter-se and KMPs of the Company	Nil	NIL	Nil	Nil	Nil	Nil



DIRECTORS' REPORT

The Members
MMTC Limited,
New Delhi.

Ladies & Gentlemen,

On behalf of Board of Directors, I have the pleasure of presenting the 57th Annual Report on your company's performance for the financial year ended 31st March 2020 along with Audited Statements of Accounts and Statutory Auditor's Report.

OPERATIONAL RESULTS

Your company, one of the leading trading companies in India, recorded a turnover of ₹24,056.05 crores during 2019-20 as against the turnover of ₹ 28,292.82 crores registered during last fiscal. This business turnover includes Exports of ₹ 1802.22 crores, Imports of ₹ 19,073.47 crores and domestic trade of ₹ 3,180.36 crores. The Company has reported a net loss of ₹ 227.11 crores in the current fiscal as compared to ₹ 81.43 crores net profit earned last year. Net loss is mainly due to non-recognition of interest income accrued on advances to NINL to the tune of ₹ 252.18 crores.

The highlights of the Company's performance during 2019-20 are as below: -

	(Rs. in crores)	(Rs. in crores)
	2019-20	2018-19
Sales of products	24,051.99	28,288.27
Sales of services	4.06	4.55
Other Trade Earnings*	78.93	686.62
Total Revenue from Operations	24,134.98	28,979.44
Trading Profit	181.22	257.60
Add: Other Income (operating & non-operating income)	32.19	234.42
Less: Establishment & Administrative Overheads, etc.	250.84	275.91
Less: Debts/Claims Written off/withdrawn	0.34	1.06
Less: Provisions for Doubtful Debts/ Claims/Advances/Investments	0.49	15.96
Profit Before Interest, Depreciation and Amortization Expenses and Taxes	(38.26)	199.16
Less: Finance Cost	139.00	65.27-
Profit Before Depreciation and Amortization Expenses and Taxes	(177.26)	133.89
Less: Depreciation and Amortization Expenses	5.65	5.54
Less: Exceptional Items	44.32	9.76
Profit Before Taxes	(227.23)	118.59
Less: Provision for Current Taxes	(0.12)	32.39
Less: Provision for Deferred Taxes	-	4.77
Profit After Taxes	(227.11)	81.43
Add: Balance brought forward from the previous year	755.28	721.67
Balance		
Items of other comprehensive income recognized directly in retained earnings		
Re-measurements of post-employment benefit obligation net of tax	-	(1.65)
Items recognized directly in retain earnings	(3.09)	-
Dividend & Dividend Tax	(54.25)	(36.17)
Appropriations:		
General Reserve	(10.00)	(10.00)
Leaving a Balance to be carried forward	460.83	755.28

*The Schedule/Break-up is available vide Note No. 23 (Revenue from Operation) of Notes to the Accounts of Standalone Financial Statements



The performance of different business groups of your Company is highlighted in the Management Discussion and Analysis Report, which is annexed and forms part of this Report.

EQUITY SHARE CAPITAL & DIVIDEND

There is no change in equity capital of the company during the year. The paid up equity of the company stood at ₹ 150 crores comprising of 150 crore number of equity shares of the face value of ₹ 1/- each, as on 31.3.2020. The Board of Directors has not recommended any dividend for the year 2019-20 in view of current liquidity crunch, difficulties in borrowing adequate funds from banks for its day-to-day working capital requirement and net loss of approx. ₹ 227.11Crore reported by the Company during the year 2019-20 as against a net profit of ₹ 81.43 crores recorded during the previous fiscal. The net loss is mainly due to non-recognition of the interest income accrued on the advances given to NINL to the tune of ₹ 252.18 crores. Other than this, the finance cost has also increased from ₹ 65.27 crores during 2018-19 to ₹139 crores in 2019-20 which is mainly on account of increase in bank borrowings.

RESERVES

A sum of ₹ 1342.25 crores was available in the reserves and surplus of your Company as on 1st April, 2019. An amount of ₹ 1057.80 crores is available in "Reserves and Surplus" of your Company as on 31st March, 2020.

FOREIGN EXCHANGE EARNINGS AND OUTGO

The Foreign Exchange earnings and outgo of your Company during 2019-20 has been as under:-

	EARNINGS (Rs./Cr)		OUTGO (Rs./Cr)
Exports	1802.22	Imports	18382.52
Others	-	Others	75.75
Total	1802.22	Total	18458.27

Awards and rankings

- ❖ CAPEXIL Award for Highest Exporter of Minerals under canalised category during 2016-17 which was 26th time in a row.
- ❖ Gems and Jewellery Award for "Best Agency Supplying Gold to Highest Number of Clients during 2017-18".
- ❖ IIGC Excellence Award 2019 – Best PSU nominated Agency of the year 2018-19.
- ❖ Star Performer Award for the year 2017-18 in the product group Basic Iron and Steel Large Enterprise conferred by Engineering Export & Promotion Council on 10th December 2019.
- ❖ Indian Corporate Counsel Associate (ICCA) Excellence Award 2019 for best inhouse counsel in PSUs.
- ❖ Recognition of WIPS (Women in Public Sector) activities Award in Miniratna and others category during the year 2019.

SUBSIDIARY COMPANY

The wholly owned subsidiary of your Company - MMTC Transnational Pte. Ltd. Singapore (MTPL) incorporated in October 1994 with the objective to take advantage of liberalization/globalization of trade and commerce to tap South East Asian market for trading in commodities has been engaged in commodity trading and has established itself as a credible and reputable trading outfit in Singapore. During the financial year 2019-20 MTPL achieved sales turnover of US\$ 333.60 million as against US\$ 154.12 million achieved during last fiscal. The Net Profit of MTPL during the financial year 2019-20 amounted to US\$ 0.97 million as against US\$ 0.27 million earned during 2018-19. The net worth of MTPL stood at US\$ 13.26 million as on 31st March 2020.

Pursuant to the provisions of Section 129 of the Companies Act, 2013, the audited financial statements of MTPL together with Directors' Report & Auditor's Report are attached herewith.

MMTC'S PROMOTED PROJECT- Neelachal Ispat Nigam Ltd. (NINL)

Your company set up Neelachal Ispat Nigam Limited (NINL) - an Iron & Steel Plant of 1.1 million tonnes capacity, 0.8 million tonne coke oven and by product unit with captive power plant, jointly with Govt. of Odisha and others. Government of India has accorded its in-principle approval for divestment of NINL, a Joint Venture Company, in which four Central PSUs i.e. MMTC, NMDC, BHEL and MECON and two Odisha Government companies i.e. OMC and IPICOL are shareholders. Government has taken the decision of disinvesting NINL to salvage the huge debts to Banks and Financial Institutions. Accordingly, Department of Investment and Public Asset Management (DIPAM) under the aegis of Ministry of Finance has initiated the process of disinvestment of NINL in a transparent manner. The process was initially expected to be completed by September 2020, but due to unforeseen circumstances owing to COVID-19, the same is now expected to be completed by December 2020 to March 2021, complying with all due diligence.

Projects/ Joint Ventures

To take advantage of new opportunities emerging in the free market environment, your company has promoted a number of joint ventures following the public-private partnership model in earlier years. A brief on the current status of such JVs set up in past years is given hereunder:





- (i) Your company presently holds 6% equity capital in Indian Commodity Exchange Limited (ICEX) as on 31.3.2020. During the year under review ICEX has reported a net profit(loss)of ₹ 2272.58 lakhs (as on 31.12.2019) as against net loss of ₹ 2851.97 lakhs during 2018-19. As per regulation 17 of SECC Regulation, 2018 and SEBI Circular dated November 26, 2015, MMTC is required to reduce equity holding from 6% to 5% in ICEX and MMTC is in process of reducing its equity in ICEX. MMTC has invited Request for Proposal(RfP) for divestment of 6% MMTC's equity in ICEX.
- (ii) Your company had participated in the equity of Currency Futures Exchange under the name and style of "United Stock Exchange of India Ltd which had been merged with "BSE Limited" (BSE) wherein your Company holds 38,961 equity shares of ₹ 2/- each in BSE. During the year BSE earned a PAT of ₹ 173.67 crores and paid dividend of ₹ 17/- on equity share of ₹ 2/- each.
- (iii) The joint venture for medallion manufacturing unit in collaboration with PAMP Switzerland in the name of MMTC-PAMP India Pvt. Ltd. in which MMTC has participated as 26% equity partner, achieved total income of ₹ 34,569.28 crores and profit after tax of ₹ 100.63 crore during 2019-20. MMTC-PAMP India Pvt. Ltd is India's first LBMA accredited refiner for Gold and silver. The JV company has not declared any dividend for 2019-20.
- (iv) The JV Company – M/s SICAL Iron Ore Terminals Limited (SIOTL) could not commence commercial operations due to non-availability of iron ore for exports from Bellary-Hospet Sector in Karnataka State and ban on mining / movement of iron ore for exports by state govt. In view of uncertain future of iron ore exports and to utilize the infrastructure created, Kamarajar Port Trust (erstwhile Ennore Port Trust) decided to award the facility through bidding process for modification of the facility to also handle common user coal. As coal does not have synergy with MMTC's existing line of business, MMTC Board had decided to exit from the JV. MMTC invited bids through open tender for sale of its entire 26% equity in the SIOTL JV, however no response was received. Meanwhile, as per "Right of First Refusal" in Shareholders Agreement of SIOTL, Sical Logistics Ltd., (lead promoter of SIOTL) offered to purchase MMTC's equity at reserve price fixed by MMTC which MMTC Board has decided to accept. Currently, process is on for sale of MMTC's 26% equity in SIOTL to Sical Logistics Ltd.
- (v) TM Mining Company Ltd.-your company's JV with M/s TATA Steel Ltd. for mining, exploration and allied activities. However, as the JV Company was not able to generate any business since inception, MMTC Board has accorded approval for filing of necessary documents with Registrar of Companies (RoC) by the JV Company to 'strike off the name of the JV Company from the records of RoC. Accordingly the last balance sheet of JV has been drawn during the year and all documents have been submitted to RoC and same is 'Under Process of Striking Off by RoC.
- (vi) To promote the concept of Free Trade Warehousing Zones in India, MMTC and IL&FS established SPV IN 2004-05 at few selected locations in India and formed a JV Company (Free Trade Warehousing Pvt. Ltd) with equity contribution 50%(MMTC) and 50%(IL&FS). Two 100% owned subsidiaries of FTWPL were also formed to develop FTWZ in Kandla (Kandla Free Trade Warehousing Private Limited) and Haldia (Haldia Free Trade Warehousing Private limited). Currently the JV has equity structure of 50:50. In view of financial position of promoters and the need for substantial investment for development of the Kandla project, the JV invited RFP for induction of strategic investor in 2019 which did not elicit any response. Regarding Haldia, the project SPV received allotment of 197 acres of land on 90 year lease basis under a lease agreement with Haldia Development Authority(HDA) signed in December 2013. However due to writ petition filed by farmers in 2015 against HDA challenging the acquisition process, Calcutta High Court has granted stay on development of land and despite best efforts, land could not be utilized for its intended purpose. Looking at the economic conditions, lack of trade interest and prolonged litigation, the promoters of JV decided to exit from both the projects at Kandla and Haldia and accordingly the JV has surrendered land to the concerned Authority.
- (vii) A 15 MW capacity Wind Mill project with 25 Wind Energy Generators commissioned by MMTC way back in March, 2007 at Gajendragad in Karnataka, has contributed to the development of the area by meeting some portion of energy needs of Karnataka state. The power generated from the project is sold to HESCOM. The turnover of the project during 2019-20 was ₹ 3.27 crore.

INDUSTRIAL RELATIONS & HUMAN RESOURCE MANAGEMENT

Cordial and harmonious industrial relations were maintained in the Company during the year. No man days were lost due to any industrial unrest during the year. Further, regular meetings with representatives of Federation of Officers Associations/ Staff Unions/ SC&ST Associations, were held to share information/ideas with a view to achieve Company's goals and objectives.

The aggregate manpower of the company as on 31st March, 2020 stood at 794 comprising of 4 Board level Executives, 1 CVO, 357 Officers and 356 staff. The manpower also includes 1 officer and 75 staff/workers of erstwhile Mica Trading Company Ltd., which had been merged with your company pursuant to the orders of BIFR. The composite representation of the total manpower is - women employees representing 20.78% (165 employees) of the total manpower; SC, ST, OBC & Persons with Disabilities (PWD) to the extent of 21.54% (171 employees), 9.57% (76 employees), 11.46% (91 employees) and 2.64% (21 employees) respectively. Reservation Policy for SCs, STs, OBCs and PWD in services are being followed.





TRAINING AND DEVELOPMENT

For further enhancing / upgrading the skills of employees in the constantly changing business scenario, 352 employees were imparted training during the year in different spheres of company's activities. This was done through programmes organized in association with in-house faculty as well as external resource persons from renowned institutions/organizations. The training interventions held covered both functional & behavioral trainings including EDPs held at centers of excellence (IIFT) in addition to fulfilling compliances under implementation of official language Act (Rajbhasha) & MOU Parameters. The employees deputed for trainings had adequate representation of SC, ST and women (SC-51, ST-28 and women-161). In terms of man days, such training works out to 543 training man days during the year 2019-20.

IMPLEMENTATION OF OFFICIAL LANGUAGE

MMTC is fully committed to implement the Official Language Policy of the Government of India. All out efforts were made to achieve the targets prescribed in the Annual Programme for the year 2019-20 issued by the Department of Official Language, Ministry of Home Affairs, Govt. of India. In order to promote the usage of Hindi in Company's day to day work, several programmes viz. Hindi Workshops, Hindi Typing Training on Computers, Hindi Day/Week/Fortnight were organized at Corporate Office and Regional Offices during the year. Consequent upon the above activities, considerable increase in use of Hindi has been observed in day to day official work.

During the year 2019-20, MMTC's corporate office was awarded by the renowned organization, "Vishva Hindi Parishad" for performing excellent work in the Hindi. Chennai and Visakhapatnam regional offices have also been awarded by their respective Town Official Language Implementation Committee for excellent work in Hindi. Hindi Website of MMTC has been updated along with English on regular basis. In addition, a Hindi quarterly magazine Manikanchan is being published by MMTC regularly.

VIGILANCE

The Vigilance Wing of your Company continued its focus on preventive vigilance to foster the goodwill & confidence stemming from value based business practices. It ensures preventive vigilance practices in place, system/procedural improvements made, steps for strengthening internal controls within the organization for strengthening the company as a professionally managed, globally competitive and internationally reputed organization. The aim is to stress upon preventive vigilance measures and systemic improvement necessary for transparency and accountability. During the year Vigilance Division issued instructions to all Regional Heads for proper custody and up-do-date maintenance of BGs. During the year Vigilance Division processed 17 complaints. Out of these 17 complaints, 16 complaints have been disposed off and action on remaining one complaint is in progress. Vigilance Division also dealt with 2 departmental proceeding cases involving 8 officials, out of which, one case involving 5 officials has been referred to CVC for seeking their 2nd stage advice. During the year, 179 inspections by Vigilance Officers and 63 inspections by Non-Vigilance Officers were conducted at various Regional Offices, the same were processed at Corporate Office and appropriate action was taken, wherever required. CTE type inspection of tenders floated by various divisions of Corporate Office and Regional Offices were also conducted and shortcomings observed were communicated for corrective action.

Vigilance Division is also instrumental in organizing Vigilance Awareness Week in various offices of MMTC from 28.10.2019 to 02.11.2019 with the theme of "Integrity a way of Life". Training to newly posted Vigilance Officers at Regional Offices were imparted to apprise them how to deal with vigilance work efficiently and effectively.

VIGIL MECHANISM

In accordance with the provisions of Section 177 of Companies Act 2013, the Board of your company introduced a Scheme on 'Vigil Mechanism' in 2014. The vigil mechanism is established for Directors and employees to report their genuine concerns. The concerns, if any, from any employee/Director shall be addressed to the Chairman of the Audit Committee. During the year under review, no such complaint has been received. This mechanism is apart from the Whistle Blower Policy, already in force.

INTEGRITY PACT

Integrity Pact is promoted as part of series of steps taken by Central Vigilance Commission for ensuring transparency, equity and competitiveness in public procurement. Your Company has also implemented the same to promote transparency/equity amongst the bidders and to plug any possibility of corrupt practices in trade conducted by the Company. Shri Bal Raj, ITS (Retd.), has been appointed to function as Independent External Monitor(IEM).





CORPORATE SOCIAL RESPONSIBILITY AND SUSTAINABLE DEVELOPMENT

MMTC's CSR Policy is in line with Section 135 of the Companies Act 2013 and the CSR Rules, 2014 as notified by the Ministry of Corporate Affairs. In addition, the annual CSR Programs of your company are also covering the mandatory compliances to be fulfilled under the guidelines issued by DPE & NITI Ayog in promoting overall development index (ODI) in Health, Nutrition and Education sectors in Aspirational Districts identified by GOI within the ambit of Schedule-VII of Section 135 of the Companies Act. The new CSR Policy is hosted on MMTC's website in bilingual form.

In compliance of CSR Rules and in its endeavour to continue its commitment towards CSR & Sustainability initiatives during the year 2019-20 a sum of ₹ 1.73 crore was allocated for undertaking the various CSR activities which was equivalent to 2% of the average net profit of preceding three years.

The annual budgetary funds allocated during 2019-20 under CSR have been assigned for various projects and programs majorly related to Healthcare, Promotion of Education & Nutrition, (DPE's Annual Theme for Development of Aspirational Districts), Swachh Bharat Abhiyan, National Mission for Clean Ganga (NMCG), and Skill Development and other activities as per Schedule-VII of the Companies Act, 2013. Keeping in view the DPE guidelines on promotion of CSR activities in Aspirational Districts, MMTC has signed an MoU with District Administration, Baran (Rajasthan), an Aspirational District, as notified by NITI Aayog, for construction of Waiting Hall for Maternity & Child Health (MCH) ward in the District Hospital. The project is currently under construction. Further on the call of the Nation, MMTC has contributed Rs. 53 lakhs from its CSR budget to PM-CARES Fund to help in the fight against the COVID-19 pandemic MMTC has also successfully responded to one (1) Parliamentary Committee on Subordinate Legislation of Rajya Sabha meetings held at Visakhapatnam during the year 2019-20 to review the CSR activities of the Company. Your company is filing the Annual Compliances report in public domain in line with the Companies Act provisions.

CORPORATE GOVERNANCE

Your Company reposes its firm faith in continuous development, adoption and dedication towards the best corporate governance practices. Towards this end, the norms prescribed under the Companies Act, 2013, SEBI (Listing Obligations & Disclosure Requirements) Regulations, 2015 and Guidelines applicable for CPSEs issued by the Department of Public Enterprises in this regard are being implemented in letter and spirit. However, appointment of vacant positions of Independent Directors as required as on 31.3.2020 is yet to be made by the Government.

A separate Report on Corporate Governance along with certificate from M/s J K Gupta & Associates (CP No.2448) regarding compliance of the stipulations relating to corporate governance specified in Listing Regulations is annexed hereto and forms part of this report. It may be mentioned that the company has complied with the CG norms prescribed by the Department of Public Enterprises applicable for CPSEs and the quarterly reports on compliance of Guidelines of Corporate Governance for CPSEs are sent regularly.

CODE OF CONDUCT

Pursuant to Regulation 15(5) of Listing Regulations, the Code of Conduct applicable to the Board members & senior management personnel has been posted on the website of your company. All Board Members and Senior Management Personnel as on 31st March, 2020 to whom the said Code is applicable have affirmed compliance of the same for the period ended 31st March, 2020. Based on the affirmation received from Board Members and Senior Management Personnel, declaration regarding compliance of Code of Conduct made by the Chairman & Managing Director is given below:

Declaration as required under SEBI (Listing Obligations and Disclosure Requirements) Regulations, 2015 and DPE's Guidelines on Corporate Governance

"All the members of the Board and Senior Management Personnel have affirmed compliance of the 'Code of Business Conduct & Ethics for Board Members and Senior Management Personnel' of the company for the financial year ended on March 31, 2020."

sd/-
SANJAY CHADHA
Chairman & Managing Director
DIN.: 00752363





BUSINESS RESPONSIBILITY REPORT

In accordance with the provisions of regulation 34(2) of SEBI(Listing Obligations and Disclosure Requirements) Regulations, 2015, your Company has prepared the Business Responsibility Report for inclusion in the Annual Report for the year 2019-20. The framework and principles suggested by SEBI is to assess compliance with environment, social and governance norms pertaining to Sustainable Development Goals. The said Business Responsibility Report is annexed herewith and forms part of the Annual Report.

PUBLIC PROCUREMENT POLICY FOR MICRO & SMALL ENTERPRISES

Under Public Procurement Policy (PPP) issued by the Ministry of Micro, Small and Medium Enterprises, Government of India for Micro & Small Enterprises (MSEs), a minimum of 25% share out of the total procurement of goods and services by Central Ministries/Departments/PSUs are to be made from MSEs. Further out of the 25% target of annual procurement from MSEs, a sub-target of 5% annual procurement from MSEs owned by SC/ST Entrepreneurs and an additional 3% reservation for the Women owned MSEs within the above 25% reservation is applicable vide Gazette Notification dated 09.11.2018. Preference will be given to firms registered with the M/o MSME as per guidelines prescribed under MSMEs Act, 2006.

Pursuant to Public Procurement Policy, during the year 2019-20, total annual procurement by MMTC in respect of administrative requirements was ₹17.36 Cr., out of which goods and services worth ₹13.09 Cr. (i.e. 75.40%) were procured from MSEs including MSEs owned by SC/ST Entrepreneurs, ₹0.46 Cr. (i.e. 3.58%) from MSEs owned by SC/ST entrepreneurs and 0.094 Cr. (0.72%) from MSEs owned by Women Entrepreneurs. On successful execution of the work orders placed on them, timely payments were released to MSEs.

PUBLIC DEPOSIT SCHEME

As on 1st April 2019, there were no outstanding public deposits and the company did not invite/ accept any public deposit during the year ended 31st March, 2020.

ANNUAL RETURN

The extracts of Annual Return pursuant to provisions of Section 92 read with Rule 12 of the Companies (Management and Administration) Rules, 2014 is furnished in prescribed form-MGT-9 and the same is annexed herewith. The Annual Return extract is also hosted on the website of the company.

STATUTORY AUDITOR'S REPORT

The report of Statutory Auditors for the year 2019-20 along with Management's reply to the observations of the Statutory Auditors is annexed herewith.

COMMENTS OF COMPTROLLER & AUDITOR GENERAL OF INDIA

The comments of Comptroller & Auditor General of India (C&AG) under section 143 (6) (b) of the Companies Act, 2013 on the Standalone Accounts of the Company for the year ended 31.03.2020 received vide communication dated 8.10.2020 of C&AG of India is annexed herewith along with Management's reply to the same. The "NIL" comments of C&AG of India on the Consolidated Accounts of the Company for the year ended 31.03.2020 received vide communication dated 9.10.2020 is also annexed herewith.

SECRETARIAL AUDIT

Pursuant to provisions of Section 204 of the Companies Act, 2013 read with Rule 9 of the Companies (Appointment and Remuneration of Managerial Personnel) Rules 2014, your Company engaged the services of M/s. J.K. Gupta & Associates, Company Secretaries, New Delhi to conduct the Secretarial Audit of the Company for the financial year ended March 31, 2020. The Secretarial Audit Report (in Form MR-3) along with Management's Reply on the observations of the Secretarial Auditor is annexed herewith.

PARTICULARS OF LOANS, GUARANTEES OR INVESTMENTS UNDER SECTION 186 OF THE COMPANIES ACT, 2013

Details of investments, loans and guarantees covered under the provisions of Section 186 of the Companies Act, 2013 are given in Note 6A, 6C, 11, 34 & 36 respectively of the Notes forming part of the financial statements. The company has extended working capital credit facilities upto a limit of Rs. 1425 cores along with trade related financial facilities upto a limit of Rs.1796 crores during the year 2019-20 to meet the day to day operational activities of the JV company – M/s Neelachal Ispat Nigam Limited in accordance with provisions of Section 186 of Companies Act 2013 duly approved by the Board.

RELATED PARTY TRANSACTIONS

All transactions entered by the Company with Related Parties were in the Ordinary Course of Business and not at Arm's Length basis. The Audit Committee granted omnibus approval for the transactions undertaken during 2019-20. The approval of the Board and Shareholders at the AGM for such Related Party Transactions were taken. Suitable disclosures as required under Ind AS-24 have been made in Note 42 of Notes to the financial statements. Details of the transaction are provided in Form AOC-2 which is annexed herewith.

The Policy on Related Party Transactions as approved by the Board of Directors has been uploaded on the Company's website at the following link: <http://mmtclimited.com/files/related%20party%20transaction%20policy%20eng.pdf>



RISK MANAGEMENT POLICY

The Board of Directors approved the Risk Management Policy after the same has been duly recommended by the Audit Committee of Directors to take care of various risks associated with the business undertaken by your company. The details of various Risks associated with the trade conducted by the company and its risk management as practiced by the Company are provided as part of Management Discussions and Analysis Report which is annexed herewith. Further, the company has implemented Fraud Prevention Policy in order to enforce controls and to aid in prevention and detection of frauds in the Company. The Policy intends to promote consistent legal and ethical organizational behaviour by assigning responsibility for the development of controls, and providing guidelines for reporting and conduct of investigations of suspected fraudulent behaviour.

The Company does not take exposure in volatile commodities/ market condition. Generally, it makes purchases only against confirmed orders backed by appropriate margin money by way of EMD. Guidelines are in place requiring forward foreign exchange cover to be taken in respect of transactions involving MMTC funds.

CONSERVATION OF ENERGY

During the year 2019-20, there was no activity in Mica group of your company. Therefore, pursuant to rule 8(3) of Companies (Accounts) Rules, 2014, the company does not have anything to report under this head.

PARTICULARS OF EMPLOYEES

As per provisions of Section 197(12) of the Companies Act, 2013 read with Rule 5 of the Companies (Appointment and Remuneration of Managerial Personnel) Rules, 2014, every listed company is required to disclose the ratio of the remuneration of each director to the median employee's remuneration and details of employees receiving remuneration exceeding limits as prescribed from time to time in the Directors' Report. However, as per notification dated 5th June, 2015 issued by the Ministry of Corporate Affairs, Government Companies are exempted from complying with provisions of Section 197 of the Companies Act, 2013. Therefore, such particulars have not been included as part of Directors' Report.

DIRECTORS' RESPONSIBILITY STATEMENT

Pursuant to the provisions of Section 134(5) of the Companies Act, 2013, your Directors state that:

- a) in the preparation of the annual accounts, the applicable accounting standards had been followed along with proper explanation relating to material departures;
- b) the Directors had selected such accounting policies and applied them consistently and made judgments and estimates that are reasonable and prudent so as to give a true and fair view of the state of affairs of the Company at the end of the financial year and of the profit and loss of the Company for the year ended 31.3.2020;
- c) the Directors have taken a proper and sufficient care for the maintenance of adequate accounting records in accordance with the provisions of this Act for safeguarding the assets of the Company and for preventing and detecting fraud and other irregularities;
- d) the Directors had prepared the annual accounts on a going concern basis.
- e) the directors of your company had laid down internal financial controls to be followed by the company and that such internal financial controls are adequate and were operating effectively; and
- f) the Directors had devised proper systems to ensure compliance with the provisions of all applicable laws and that such systems were adequate and operating effectively.

DISCLOSURE UNDER THE SEXUAL HARASSMENT OF WOMEN AT THE WORKPLACE (PREVENTION, PROHIBITION & REDRESSAL) ACT, 2013

The Company has put in place a Policy in line with the requirements of The Sexual Harassment of Women at the Workplace (Prevention, Prohibition & Redressal) Act, 2013. Internal Complaints Committee (ICC) has been set up at Corporate Office & Regional Offices to redress complaints received regarding sexual harassment at work place. All employees (permanent, contractual, temporary, trainees) are covered under this policy.

During the year under review one complaint was received which was disposed off during the year.

INFORMATION UNDER RIGHT TO INFORMATION (RTI) ACT:

Your company as a public Authority has responded to various compliances under RTI Act '2005. A total of 66 RTI applications have been received directly / under Sec.6(3) and all the RTIs have been disposed of during the year. Details of designated First Appellate Authority (FAA), Transparency officer, Chief Public Information officer (CPIO)/Nodal CPIO, Public Information officer (PIO's) etc. have been conspicuously displayed on public domain. A total of 13 first appeals were received and all have been disposed of and a total of 2 nos of 2nd appeals were received and responded as per the advice of CIC. All the four quarterly (online) reports have been filed on CIC's digital public interface. Your company for the first time since implementation of RTI Act, has also undertaken 'Self-Assessment Audit' of the Voluntary Disclosures to be made on public domain (<https://www.mmmtclimited.com>) in terms of provisions laid down in Section-4 of the RTI act 2005 and same is submitted for third party audit and final evaluation by CIC.





BOARD OF DIRECTORS

Following are the changes in the Board of Directors of your company since 1st April 2019: -

Name of the Director	Category	Date of Appointment/ Cessation	Cessation Appointment/
Shri R.Anand	Part Time Non-Official Director	14.06.2019	Cessation
Shri B.K. Shukla	Part Time Non-Official Director	14.06.2019	Cessation
Shri R.R. Sinha	Director(Personnel)	19.06.2019	Appointment
Dr.S.C. Pandey	Govt. Nominee Director	30.06.2019	Cessation
Shri Shashank Priya	Govt. Nominee Director	19.08.2019	Appointment
Shri Sunil Kumar	Govt. Nominee Director	21.01.2020	Cessation
Dr.(Mrs.) Swadhinta Krishna	Part Time Non Official Director	24.01.2020	Appointment
Dr.Jayant Dasgupta	Part Time Non-official Director	26.01.2020	Cessation
Shri Rajnish Goenka	Part Time Non-Official Director	26.01.2020	Cessation
Shri R.R. Jadeja	Part Time Non-official Director	26.01.2020	Cessation
Shri Darpan Jain	Govt. Nominee Director	29.01.2020 10.02.2020	Appointment Cessation
Shri Shyamal Misra	Govt. Nominee Director	24.02.2020	Appointment
Shri Ved Prakash	CMD	29.02.2020	Cessation
Shri Sudhanshu Pandey	CMD (Addl.Charge)	01.03.2020 13.05.2020	Appointment Cessation
Shri Umesh Sharma	Director(Finance)	31.05.2020	Cessation
Shri Sanjay Chadha	CMD (Addl.Charge)	14.05.2020	Appointment
Shri Kapil Kumar Gupta	Director(Finance)	01.06.2020	Appointment

The Board places on record its deep appreciation for the commendable services and the contributions made by the Directors who ceased to be on the Board w.e.f. 1.4.2019 onwards. The Board also welcomes Shri Shyamal Misra, Dr.(Mrs.)Swadhinta Krishna, Shri Sanjay Chadha and Shri Kapil Kumar Gupta and expresses its confidence that the Company shall immensely benefit from their rich and varied experience.

In terms of provisions of Article 87(4)(A) of Articles of Association of the Company regarding rotational retirement of Directors, Shri J. Ravi Shanker, Director(Marketing) shall retire at the AGM and, being eligible, has offered himself for re-appointment.

ACKNOWLEDGEMENTS

Your Directors would like to acknowledge and place on record their sincere appreciation of all stakeholders-Shareholders, Department of Commerce, all Govt. Agencies, RBI and other Banks, Railways, Customs, Ports, Customers, Suppliers and other business partners for the excellent support and cooperation received from them during the year. Your Directors also recognize and appreciate the efforts and hard work of all the employees of the Company and their continued contribution towards its progress.

By the Order of the Board

(Sanjay Chadha)

Chairman & Managing Director

DIN No: 00752363

Dated: 01.12.2020



MANAGEMENT DISCUSSION AND ANALYSIS REPORT 2019-20

Overview of Global Trade & Developments

World merchandise trade is expected to plummet by around 13% to 32% in 2020 as the COVID-19 pandemic disrupts normal economic activity and life around the world. UNCTAD data published in June 2020 show that merchandise trade fell by about 5% in the first quarter of the FY and point to a 27% drop for the second quarter and a 20% annual decline for 2020.

Although the value of commercial services exports rose by about 2% to US\$ 6.03 trillion in 2019, the dollar value of world merchandise exports in 2019 fell by 3% to US\$ 18.89 trillion.

Nearly all regions are predicted to suffer double-digit declines in trade volumes in 2020, with exports from North America and Asia hit hardest. Services trade may be most directly affected due to transport and travel restrictions. Global trade flows have further slowed down considerably on back of persisting trade tensions between US and China and other geopolitical concerns.

The global trade growth forecast by WTO for 2020 was put at 2.7% in October 2019, but this might be revised downwards given a further slowdown being anticipated. Recovery in trade is expected in 2020-21, but dependent on the duration of the outbreak and the effectiveness of policy responses around the world.

Overview of Developments in India during 2019-20

India moved up in World Bank's Doing Business rankings to 63 in 2019 from 77 in 2018. Reforms undertaken during 2019-20 to boost investment and consumption included speeding up the insolvency resolution process under Insolvency and Bankruptcy Code (IBC), easing of credit particularly for the stressed real estate and NBFC sectors, and launch of the National Infrastructure Pipeline for the period FYs 2020-2025.

Various measures to incentivise exports announced by the Government includes new scheme for Remission of Duties or Taxes on Export Product, fully automated electronic refund module for Input Tax Credits (ITC) in GST, provision for an additional funding of INR 36,000 crores to INR 68,000 crore as export credit under priority sector and organizing annual mega shopping festivals for promoting exports of gems & jewellery, handicrafts, textiles, leather, yoga and tourism. Modifications to the MSME Interest Subvention Scheme were approved to further smoothen operational difficulties and to improve access to credit at a reduced cost.

India's exports increased by 13.4% for manufactured products and 10.9% for total merchandise during FY 2019-20. Imports increased by 12.7% for manufactured products and 8.6% for total merchandise. There has been an increase of 0.7% and 2.3% per year in trade surplus for manufactured products and total merchandise respectively.

The country's trade and external sector had a significant impact on the GDP growth as well as expansion in per capita income. India's GDP at current prices in 2019-20 was estimated to reach INR 203.85 lakh crore (US\$ 2.91 trillion). However, GDP growth moderated to less than 5% during the FY, amidst a weak environment for global manufacturing, trade and demand. India's Trade deficit also increased during the year as compared to the previous years.

Outlook for 2020-21

India's GDP growth was forecasted to grow in the range of 6.0 to 6.5% in 2020-21, but COVID-19's impact on the economy is set to hinder this significantly. Economic output is projected to contract by 3.2% in FY 2020/21, as the impact of the pandemic is felt. The World Bank expects India's economy to make a modest recovery to 3.1% growth in the next fiscal year, in comparison to the 6.1% expansion projected earlier.

However, India is still known as one of the important players in the global economic landscape and the recent developments on global front provide an opportunity to expand trade and follow an export-driven model. Giving a push to exports remains a key mandate for the Government of India, working on striking trade deals with countries like US, Japan, and Australia. According to the Economic Survey 2019-20, by integrating 'Assemble in India for the World' into "Make in India", India can raise its export market share to about 3.5% by 2025 and create more employment opportunities by that time.

With an all-time high budget allocation to the MSME sector for FY 2020-21, accompanied by a string of initiatives like increased turnover threshold to INR 5 crore for audit of accounts and a scheme to provide subordinate debt to MSME entrepreneurs for working capital credit, the sector is also expected to be able to lend support to the Indian economy for inclusive growth, export business, and employment generation.

MMTC- 2019-20 in retrospect

Financial Review

In the backdrop of above international business scenario, Your Company achieved a trade turnover of ₹24,056.05 crore during 2019-20 as against the turnover of ₹ 28,292.82 crore registered during last fiscal. This turnover includes Exports of ₹ 1,802.22 crore, Imports of ₹ 19,073.47 crore and domestic trade of ₹ 3,180.31 crore. This performance is despite various constraints like fall in average price of urea, reduced import of steam coal for Government Power Plants due to increased domestic supplies by Coal India, continuing ban on export of iron ore from Karnataka, restrictions on iron ore mining in Goa, Odisha and non availability of traditional spectrum of trade segments i.e. Coking Coal, pig iron etc due to reduced capacity utilization of NINL and subsequent stoppage of production of hot metal also. Your Company suffered a Net Loss of ₹227.11 crores as compared to ₹81.43 crore Net Profit recorded during the previous financial year.





Source and Utilization of Funds

The source of funds of the company as on 31st March, 2020 comprises of shareholders fund amounting to ₹1184.15 crore including equity share capital of ₹150 crore and non-current and current liabilities of ₹ 217.35 crore and ₹ 5178.67 crore respectively. These funds have been deployed, inter alia, towards non-current assets amounting to ₹ 377.88 crore and current assets of ₹ 5735.32 crore and assets held for sale amounting to ₹ 466.97 crore as on 31st March, 2020.

Internal Control Procedures

In MMTC, day-to-day affairs are managed at various managerial levels in accordance with defined "Delegation of Powers". Major issues are deliberated to arrive at conscious decisions by the respective Committees of Directors constituted by the Board of Directors as detailed in the report on Corporate Governance annexed to the Directors' Report.

MMTC has well-settled Internal Audit System & Procedures which is commensurate with its diverse functions. The company has an Internal Audit Division, to coordinate with external auditing firms in conducting internal audit all through the year. Number of steps have been taken for strengthening the internal controls through concurrent audit of transactions at Regional Offices, special audit for bullion transactions for earlier years, exception reporting by the Auditors etc.

Towards this, a well defined Internal Audit Manual, Accounting Manual, Corporate Risk Management Policy and Business-cum-Internal Control Manual for various trades of MMTC approved by the Board of Directors have been put in place to take care of internal control mechanisms, risk assessment on the business proposals and systematic SOP for undertaking various trades.

The Audit Committee of Directors meets the Company's Statutory Auditors/Internal Auditors regularly to ascertain their concerns and observations on financial reports. The directions of the Audit Committee are strictly implemented by the Management.

Subsidiary Company

To tap South East Asian market for trading in commodities, MMTC Transnational Pte. Ltd. (MTPL), Singapore, the wholly owned subsidiary of your Company has been engaged in commodity trading and has established itself as a credible and reputable trading outfit in Singapore. During the financial year 2019-20 MTPL achieved sales turnover of USD 333.60 million as against USD154.12 million recorded during last fiscal achieving more than 100% growth against the previous year. The Net Profit of MTPL during the financial year 2019-20 amounted to USD 0.97 million as against USD 0.27 million earned during 2018-19. The net worth of MTPL stood at USD 13.26 million as on 31st March 2020. Overall dividend declared by MTPL since inception is USD 18.04 million.

Business Group wise Review for 2018-19

Minerals

The Minerals group of your Company plays a leading role in iron ore trade for a period spanning over five decades. In the last decade, MMTC could withstand the stiff competition in the global market by consolidating the mineral portfolio, dynamic and prudent strategies to insulate against the market vagaries, expanding extensively its infrastructure facilities and by attaching utmost care and importance to its trade commitments as also the quality of service and products. The group has been consistently striving to enhance its competitiveness in the area of value addition.

MMTC has provided further fillip to value addition of minerals. MMTC's co-promoted 1.1 million tpa Neelachal Ispat Nigam Ltd. (NINL) consumes annually over 2.2 million tons of various types of minerals on annual basis arranged mainly by MMTC.

During 2019-20 the Minerals Group of your Company achieved a turnover of ₹1714.65 crore, which includes exports of Iron Ore valuing ₹1602.32 crore, export of Chrome Ore and Chrome Concentrate – ₹73.55 crore and export of Manganese ore/oxide amounting to ₹ 9.31crore, import of lime stone valuing ₹3.56 crores and domestic sale of Iron ore/minor minerals and other minerals worth ₹19.75 crore and domestic sale of dolomite, ferro silicon worth ₹2.61 crore and ₹3.55 crore respectively. The main constituents of this group are:

(i) Iron Ore

As per current EXIM Policy of Government of India (2015-20) now extended upto 31.03.2021 MMTC Limited is the designated State Trading Enterprise for export of Iron Ore for grade Fe 64% and above. Iron ore is the basic raw material for Iron & Steel making.

Due to limited domestic demand in the past, Indian iron ore industry was always export oriented. Steel demand in the country being low most of the iron ore produced in the country was thus exported through canalizing agency, MMTC except for iron ore of Goa/Redi origin. Bellary-Hospet sector's Iron ore industry was developed around 1956 to cater to export demand.

It was only when Chinese demand started picking up since 2000 that iron ore exports and production started picking up gradually till they peaked in 2009-10 when exports were 101.52 million tones and production 201.85 million tones. The exports and production started sliding thereafter particularly from 2011-12 when export duty was raised from 5% to 30% in 2018-19, the domestic consumption was 159.94 million tones when exports were 16.20 million tones and





production 206.44 million tonnes.

Continuation of restrictions on Iron ore mining and its ban on movement for exports from Bellary-Hospet Sector, regulation of exports from Eastern Sector, uncompetitive FOB sale prices of Indian origin ore vis-à-vis other international suppliers i.e. Australia and Brazil (on account of export duty), subdued iron ore demand/prices in the international/spot market, high iron ore inventory with Chinese steel mills, general slowdown of Chinese economy, relative price increase in domestic demand of ore, etc. continued to have impact on the iron ore exports during 2019-20 as well. Despite this and the stiff competition, MMTC continued to maintain its position as a prominent exporter of minerals during the year under review. MMTC has established itself as a reliable supplier of iron ore to Japanese & South Korean markets over many decades and this portfolio will continue to bring steady business for your Company.

During the year under review supply of iron ore (Lumps and Fines) under Long Term Agreements(LTAs) continued to Japanese Steel Mills(JSMs) and POSCO, South Korea. The agreement will enable India to secure international market for its ores and shall provide direct and indirect employment in mining, logistics and related sectors.

However, with increase in domestic steel production in future and as projected in holistic Steel Policy demand for iron ore exports is expected to be on low priority. Due to the ongoing COVID 19 pandemic all the major iron ore importing countries except that of China have reduced their iron ore intake due to lesser demand of steel.

(ii) Chrome Ore

As per EXIM Policy, Export of Chrome ore/Concentrate is canalized through MMTC while imports are under OGL. Material offered to MMTC for export is by commercial mine-owners and Processors. Sukinda Valley, Jajpur Dist., Odisha contains most of India's known reserves of chromite out of total country's reserves of 344 MMT. More than 90% of local production is consumed by ferro chrome industry, leaving a small surplus quantity for export. There is an export duty of 30% annual ceiling of 3 lakh MT for exports.

(iii) Manganese Ore

As per EXIM Policy, export of Manganese Ore is canalized through MMTC while imports are kept under OGL. However, MOIL, a Govt. of India PSU can directly export Manganese Ore mined from its own mines or through MMTC. India has proven reserves of 475 MMT but annual production hovers around 2.4 MMT. Annual consumption of manganese in India is about 5 MMT. Lumpy ore has good demand in domestic market and hence entire production is consumed by domestic industry. Low grade manganese ore fines having no domestic demand is offered by one mine-owner to MMTC for exports. This material is consumed by Chinese buyers only.

Challenges for the group is increase in steel production/consumption in India which would result in further demand of iron ore, Chrome ore and Manganese ore from domestic industry and may affect the availability of these products for export in future.

Precious Metals, Gems & Jewellery

The Gems and Jewellery sector plays a significant role in the Indian economy, contributing around 7 percent of the country's GDP and 16 per cent to India's total merchandise exports. The Gems and Jewellery industry in India is one of the largest in the world, contributing 29% to the global jewellery consumption. Gems and Jewellery sector is the 2nd largest Foreign Exchange Earner (FEE) in the Indian economy. India is the biggest buyer of gold globally.

Your Company is one of the pioneers in bullion trade and importing gold since 1988. It has been one of the leading importers of bullion as a nominated agency for more than over three decades and has been supplying bullion to Exporters/Domestic end users on pan India basis through a controlled and monitored way, covering all the prominent jewellery manufacturing hubs of India. MMTC has tied up with large number of London Bullion Market Association (LBMA) approved foreign suppliers to cater domestic market and exporters for supply of gold and silver at competitive premium.

Despite high volatile market in terms of bullion prices and Rupee fluctuation and impact of COVID-19 in the last quarter of 2019-20, Precious Metals Group of your company contributed a gross turnover of ₹8304.86 crores, contributing to almost 34% of the total turnover achieved by the company. The turnover of this group includes import of gold and silver worth ₹ 7072.39 crore and domestic trade of ₹ 1232.47 crore.

MMTC is the first organization as a govt. PSU to introduce the concept of organized retail market for gold and silver items in India and is still working in the same direction. MMTC not only cater to small/medium/large bullion retailers through gold imports but also serves the institutional buyers, corporate customers and Indian domestic customers through MMTC's in-house production of gold/silver medallions and Sanchi Silverware articles using its distribution channels like showrooms, flagship exhibitions, franchisee tie ups with Govt/Semi Govt. Institutions like Phulkari/ Rajasthan Sahkari Upbhogta Sangh etc.

Government of India mandated MMTC Ltd. to launch and market the Indian Gold Coin, which is of 24 karat purity, 999 fineness, which was launched during 2015-16 to promote both Gold Monetization Scheme & Make in India, the two flagship schemes of Government of India. Your company has achieved a turnover of ₹21.70 crores by selling IGC in domestic market through the distribution network tie up with various banks on pan India basis.

Your company also facilitates Customs Authorities and Temple Trusts in sale of gold/silver lying with them through e-auction process.

MMTC-PAMP India Pvt. Ltd., a joint venture Company between MMTC Limited and PAMP SA, Switzerland, operates





the world's most advanced precious metals processing facility. MPIPL is India's first and only LBMA Good Delivery Refinery accredited for Gold and Silver for setting new global standards for product excellence, customer service, environmental management and safety. The Joint Venture achieved a turnover of ₹ 34,512.63 crore and a profit(after tax) of ₹ 100.63 crore during the period.

COVID-19 outbreak in the last quarter of FY 2019-2020 has resulted in unprecedented level of anxiety globally affecting all assets class including gold. In spite of volatility, gold remains one of the best performing asset classes.

Metals

The Metals Group of your Company has achieved a sales turnover of ₹829.12 crore during 2019-20 which includes export of Pig iron (₹76.31 crore), Billets (₹32.73 crore), Slag worth ₹ 0.82 crore, import of Non Ferrous Metals like Zinc, Nickel, Cobalt and Tin etc. worth Rs.156.90 crore and domestic trade of ₹ 562.36 crore.

The domestic non-ferrous metals industry is broadly comprised of manufacturers of base non ferrous metals, minor metals and ferro alloys and overseas traders. India is among the worlds' largest producers of Aluminum, Copper, Zinc. Over the past few years, domestic manufacturers have expanded their reach through numerous stock points and reduced lead time in the process. Manufacturers of Ferro Alloys like Ferro Silicon, Ferro Manganese and High Carbon Ferro Chrome have expanded operations over the past few decades. These manufacturers who initially started out as ancillary industries around steel plants have forayed into international export markets.

The import market in India is dominated by large multinational trading companies based out of Europe and Asia. The world's biggest commodities traders are active in the Indian market. Smaller LME trading houses and trading companies have also built customer bases in India. Most of the imported material is sold directly by overseas traders to their customers in India or on high seas basis. In Copper, Aluminum, Zinc and Lead markets, traders face stiff competition from domestic producers. In Nickel, Tin and minor metals segment, overseas traders/producers command a dominant position as domestic production of these metals is virtually nil.

MMTC's supplier base comprised of reputed international suppliers of all base and minor metals and has linkages with major PSUs, Railways and Ordnance Factories to ensure steady stream of business.

The opportunities in NFM trade are sale of NFM and minor metals through MMTC's extensive sales network in collaboration with foreign suppliers and sale of non-ferrous metals and metal alloys sourced from Asian countries under various trade agreements. The threats include increase in domestic production of secondary and recycled metals and installation of secondary refining and smelting plants by customers and increase in domestic manufacture of base metals like Copper, Aluminum, Lead and Zinc over the past five years has made the market more competitive.

During the year the group has exported Pig Iron worth ₹76.31 crore, Billets worth ₹32.73 crore and slag worth ₹ 0.82 crore. The Domestic Trade in Steel products like pig iron, slag, billets etc was worth ₹557.40 crore. The Pig Iron is produced by MMTC's joint venture with Govt. of Odisha, M/s. Neelachal Ispat Nigam Limited. MMTC-NINL is the 2nd largest Pig Iron exporter. MMTC caters to the overseas market like Thailand, Malaysia, South Korea, China, Taiwan, Indonesia & Vietnam and has entered into emerging markets like Bangladesh and Sri Lanka. However, due to shut down of NINL operation, this business segment will cease to exist.

Slowdown in Steel Sector all across globe had also hit Indian Pig Iron Exports to a great extent. Despite adverse market conditions during the year, the Group has performed well. Its customer base has grown for both domestic and international markets.

Agro Products

The Agro group of your Company achieved a turnover of ₹756.45 crore during FY 2019-20 which include import of onions worth Rs.96.05 crores and other pulses (₹0.24 crore) and domestic trade of pulses and edible oil amount to ₹660.16 cores.

MMTC has been in agricultural commodities business for almost two and half decades, beginning with the then sunrise segment of Soyabean processing for export of soya de oiled cake and sale of Crude Soya Oil in the domestic market. Opportunities for export and import of grains like rice, wheat and sugar also were available either on Government account or on commercial basis. Under the Price Stabilization Scheme of the government, MMTC has played a ground-breaking role for import of pulses and this year in onions. During the last quarter of 2019-20, when the domestic prices of onion recorded perhaps the biggest ever steep increase, MMTC was asked to import onions. Despite the global shortage and several countries shopping for the material in the global market, MMTC could organize import of about 36,000 metric tonnes of onion at a very short period. MMTC mounted a large number of personnel to handle the cargo at about 25 locations. Despite the outbreak of corona virus and the resultant complete lock down, officials of MMTC at Delhi, Mumbai and other locations worked almost round the clock to accomplish the task successfully.

MMTC is also regularly participating in the tenders of State Governments for supply of RBD palm oil and pulses. MMTC is successfully engaged in meeting the continuous supply requirements of palmolie to state govt. authorities.

Depending upon the domestic production, opportunities either for export or for import emerges. Very high volatility in some of the agro commodities is on the basis of price trend in international commodity market, and currency rate fluctuations pose a threat to agro commodities business on one side and risk of natural vagaries like drought, bad monsoon etc.





Globally, due to COVID-19 spread in all the countries of the world, the economies of the world have suffered a severe downturn. This group is no exception to this development.

Outlook for 2020-21 for agri commodities may arise through an increase in G to G business as countries would work to ensure food security for the people. MMTC as a government arm will have a significant role to play in this line of business.

In order to add business volume, the group is working on counter-trade opportunities. Similarly efforts are on to explore possibilities of export of Indian non-basmati rice to East Asian countries. The group is continuously participating in the tenders of State Governments for supply of RBD palm oil in consumer packs for distribution through PDS system. MMTC is on the lookout for opportunities for import of maize and edible oil and is also exploring opportunities for export of rice.

Fertilizers and Chemicals

MMTC Limited is one of the major importers of fertilizers in India. It is engaged in the import of finished, intermediate and raw fertilizers. MMTC imports urea on behalf of Department of Fertilizers, Ministry of Chemicals and Fertilizers. MMTC also imports Sulphur for SAIL RSP based on MOU signed between SAIL & MMTC. MMTC also trades in other fertilizer products e.g. DAP, MOP etc. depending on requirement of its end customers.

During FY 2019-20, the Fertilizer division has contributed a turnover of ₹11100.10 crore which included import of about 5.61 million tonnes of urea amounting to ₹11090.57 crore on Govt.A/c and import of Sulphur worth ₹ 6.24 crore. Urea is one of the major fertilizers to meet nitrogen nutrient requirement of the soil. During the financial year 2019-20, MMTC's urea import has accounted for approximately 75 % of country's import requirement. The share of MMTC's urea imports may probably come down due to induction of one more STE in the panel by the DOF.

The outlook for 2020-21 for India will depend on the monsoon and as per forecast, the rainfall is expected to be normal. The global economy is facing a challenge due to COVID 19 pandemic. However, the global demand and supply position of all the major fertilizers is expected to remain more or less stable. Efforts are continuously being made to increase the volume of business in the existing product line, i.e. import of Urea on Government account and aggressively exploring new fertilizer products for trading. The action plan for achieving targets for 2020-21 includes import of required quantities of Urea on behalf of Department of Fertilizers and focus on imports of raw materials intermediates and finished fertilizers.

Coal and Hydrocarbons

The Coal and Hydrocarbons Group of your Company has achieved a turnover of ₹1337.65 crore which included import of coking coal worth ₹645.63 crore and domestic trade of hydrocarbons worth ₹692.02 crore. The products handled by this group are Steam Coal and Coking Coal.

India is the second largest coal producer in the world. It is the second largest consumer of the resources as well. It is also the second largest importer of coal with around 197 million tons of imports in 2019. India imports around one-fourth of the domestic coal consumption in the country. Govt. thrust is to lower the country's reliance on coal imports by boosting the indigenous coal production. Ninety per cent of the domestic production comes from public sector coal producers while only 10% is produced by the private sector.

As per the present Import Policy, coal can be freely imported under Open General License by the consumers themselves considering their needs. The Imported steam coal segment is dominated by private players. For Steam Coal, MMTC has mainly focused on catering to the requirements of State and Central Power Utilities. Many Power Plants on coastal region find imported coal more economical and the quality suitable for blending with indigenous coal makes them more reliant on imported coal. MMTC has been supplying steam coal to power plants through participating in limited and open tenders of power utilities. However, MMTC is envisaging opportunity in supplying imported steam coal to cement, sponge iron units and captive power plants in India so as to generate more business.

During 2019-20, your company supplied 3.0 lac MTs of imported steam coal valued at ₹211 Crores to the West Bengal Power Development Corporation Limited.

MMTC is organizing supplies of Coking coal, non-coking (steam) coal, low ash metallurgical coke, Naphtha etc. Currently there is big gap between demand and supplies of coking coal in the domestic market, which is likely to widen further. MMTC imported coking coke on a regular basis for its JV Company - Neelachal Ispat Nigam Limited, Duburi, Orissa. MMTC has been regularly selling LAM Coke & Nut Coke to some of the bulk buyers in steel industry in India to generate fund inflow. However, as a result of stoppage of operations of NINL Steel Plant, the import of coking coal has been reduced significantly during the current fiscal.

MICA

As has been reported in earlier years, operations of Mica Division has come to a halt since 2002-03. Efforts are being made to utilize the land located at Abrakhnagar, Koderma District.

General Trade

The General Trade Group of your company achieved a turnover of ₹13.22 crore during the year under review. The group finalized export of Red Sanders based on the allocation received from Directorate of Revenue Intelligence, valuing ₹7.18 crore during the year 2019-20.





Two new product lines i.e. import of Silver Alloys and domestic supply of Bitumen Emulsion were added by the Group. Sale of Wind Power generated from the Wind Farm at Gajendragad in Karnataka earned a turnover of ₹3.27 crore. Further an amount of ₹0.07 crore was realized through sale of carbon credit generated from the Wind Mill Activity. The power generated from the project is sold to HESCOM. The project is running successfully and has contributed to the development of the area by meeting some portion of energy needs of Karnataka State.

Cautionary Statement

Statements in the Management Discussions and Analysis Report describing the Company's projections, estimates, and expectations may be "forward looking statements" within the meaning of applicable laws and regulations. Actual results could differ materially from those expressed or implied. Important factors that could make a difference to the Company's operations include economic conditions affecting demand/supply and price conditions in the domestic and overseas markets in which the Company operates, changes in Government regulations/policies, tax laws, other statutes and other incidental factors.





THE ANNUAL REPORT ON CSR ACTIVITIES – 2019-20

1. A brief outline of the company's CSR policy, including overview of projects or programs proposed to be undertaken and a reference to the web-link to the CSR policy and projects or programs.

MMTC has consistently played the role of a good corporate citizen and has shown its deep commitment towards Corporate Social Responsibility practices by conducting its business in an ethically, socially and environmentally sustainable manner. Even in the absence of an official mandate regarding CSR activities, MMTC adopted CSR as a policy initiative long ago in Sept. 2006, effective from 2007-08, and allocated 1% of retainable profit of previous year for undertaking CSR activities. Special emphasis were given on education, health care, promotion of art & culture and undertaking community related activities, besides providing relief in times of natural calamities.

In 2010, The Department of Public Enterprises (DPE) issued detailed guidelines on CSR for adoption by CPSEs. MMTC adopted these guidelines and realigned its CSR policy accordingly. These were followed by DPE guidelines of November 2011 and April 2013 which were again duly adopted by MMTC.

MMTC's CSR policy is now in line with Section 135 of the Companies Act and the CSR Rules as notified by the Ministry of Corporate Affairs and the CSR projects are being undertaken in terms of Section 135 of the Companies Act. The New CSR Policy is hosted on MMTC's website.

During the year 2019-20, the Board of Directors approved a sum of Rs. 1.73 crores for undertaking the CSR activities, which was equivalent to 2% of the average net profit of preceeding three years.

The annual CSR budgetary funds allocated during 2019-20, in light of various directives from DPE and NITI Aayog, have been assigned for various projects and programs majorly related to Healthcare, Promotion of Education & Nutrition (which is also the annual theme of DPE for Aspirational Districts), Swachh Bharat Abhiyan, National Mission for Clean Ganga (NMCG), and Skill Development and other activities as per Schedule-VII of the Companies Act 2013.

Keeping in view the DPE & NITI Aayog guidelines, on promotion of CSR activities in Aspirational Districts, MMTC has signed an MoU with District Administration, Baran (Rajasthan), an Aspirational District, notified by NITI Aayog, for construction of Waiting Hall for Maternity & Child Health (MCH) ward in the District Hospital. The project is currently under construction. Further on the call of the nation, MMTC has contributed Rs. 53 lakhs from its CSR budget to PM-CARES Fund to help in the fight against the COVID-19 pandemic. However, the amount has been released during 2020-21. MMTC has also successfully responded to two (2) Parliamentary Committee on Subordinate Legislation of Rajya Sabha reviews of CSR activities of the Company, held at Visakhapatnam and Hyderabad during the year 2019-20. MMTC is diligently filing the Annual Compliances report in public domain in line with the Companies Act provisions, ever since the CSR Rules were promulgated by the Ministry of Corporate Affairs.

DPE guidelines of Dec.2018 stipulates allocation of 60% of annual CSR budget to thematic programs and aspirational districts may be given preference but same is not mandatory. This condition of investing 60% CSR funds in annual theme has been fulfilled with investment in construction of waiting hall for MCH unit in district hospital, Baran (Rs. 52.72 lakhs) and contribution to PM-CARES Fund (Rs. 53 lakhs), as both being expenditures in healthcare segment.

2. The Composition of the CSR Committee

The Committee of Directors on CSR during 2019-20 comprised of the following members:

- Shri R. Goenka, Non-official Part-Time Director as Chairman
- Dr. Jayant Dasgupta, Non-official Part-Time Director as Member
- Shri Ved Prakash, CMD as Member
- Shri R.R. Sinha, Director (Personnel) as Member

3. Average net profit of the company for last three financial years

For the purpose of ascertaining the CSR Budget "average net profit" was calculated in accordance with the provisions of section 198 of the Companies Act, 2013.

The net profits for the preceding three financial years 2016-17, 2017-18 and 2018-19 were Rs. 81.23 crores, Rs. 59.13 crores and Rs. 118.59 crores respectively.

Thus the average net profit of the preceding three years worked out to Rs. 86.32 crores.

4. Prescribed CSR Expenditure (two per cent. of the amount as in item 3 above)

2% of the average net profit of the Company in the preceding 3 years was Rs. 1.73 crores (Rs. 173.00 lakhs).

Including the unspent carry forward CSR funds of FY 2017-18 (Rs. 1.18 lakhs) & 2018-19 (Rs. 2.63 lakhs), the total CSR fund available for expenditure during the FY 2019-20 was Rs. 176.81 lakhs.





5. Details of CSR spent during the financial year 2019-20.

(a) Total amount spent during the financial year;

Rs. 80.35 lakhs was spent during 2019-20, out of total annual allocation of Rs. 176.81 lakhs.

(b) Amount unspent, if any;

Rs. 96.46 lakhs was unspent.

(c) Manner in which the amount spent during the financial year is detailed below.

Provided at Annexure-I.

6. In case the company has failed to spend the two per cent of the average net profit of the last three financial years or any part thereof, the company shall provide the reasons for not spending the amount in its Board report.

During FY 2019-20, an amount of Rs. 173.00 lakhs was approved by the Board of Directors for various CSR projects/programs to be implemented in Aspirational Districts & other locations. The entire budgeted amount has been allocated as per the CSR policy of the company, DPE and NITI Aayog guidelines; for various projects/programs in association with the implementation partners / agencies. In terms of Clause-4(iv)(a) of MMTC' Board approved CSR policy, the short-term CSR projects are to be implemented within two years. In terms of the CSR Plan for the year 2019-20 approved by the Board, the major CSR construction project in Baran, Aspirational district of Rajasthan, could be finalized only after continuous follow-ups with the district authorities and MoU could be signed with them only in the month of January 2019. Subsequently, due to COVID-19 pandemic and national lockdown implemented by the Govt. of India, the further progress of the project got stalled owing to non-availability of construction labor. The project could only be started after the lockdown was lifted. As such, work is under progress and due for completion in 2020-21. Also, the skill development project and the educational activities being undertaken for under privileged children were stopped mid-way due to the lockdown. These classes will re-start once Govt. issues directives regarding the same. Further, other Board approved CSR projects could not implemented due to the imposition of the lockdown order. However, the CSR funds earmarked for these projects were re-allocated and transferred to PM-CARES Fund in the month of April, 2020, on the call of the nation to fight against COVID-19 pandemic.

Accordingly, as the progress against various CSR projects/programs, worth Rs. 96.46 lakhs, is under various stages of implementation, the same are being carried forward for completion during FY 2020-21.

It is certified that the Implementation and Monitoring of CSR Policy, is in compliance with the CSR objectives and Policy of the Company and complying to section 135 of the Companies Act 2013.

**Chairman and Managing Director
MMTC LIMITED**

Chairman of the CSR Committee



Manner in which the amount was spent during the financial year

(1)	(2)	(3)	(4)	(5)	(6)	(7)	(8)
S. No.	CSR project or activity identified	Sector in which the Project is covered	Projects or programs (1) Local area or other (2) Specify the State and district where projects or programs were undertaken	Amount outlay (budget) project or program-wise (Rs./lakhs)	Amount spent on projects or programs Sub-Heads: (1) Direct expenditure on projects or programs (Rs./lakhs)	Cumulative expenditure up to the reporting period (Rs./lakhs)	Amount spent: Direct or through implementing agency
1.	Construction of Waiting Hall for Maternity & Child Health (MCH) Ward in District Hospital, Baran Aspirational District	Healthcare	Baran, Rajasthan	52.72	15.82	15.82	Implementing Agency: CH&MO, Baran under District Collector (DC), Baran. The unspent amount will be released during 2020-21 as the project is on-going.
2.	Providing funds to PM-CARES Fund	Healthcare	-	53.00	0	0	Implementing Agency: PM-CARES Fund. The amount released during 2020-21.
3.	Providing funds to Swachh Bharat Kosh	Swachh Bharat Mission	-	15.00	15.00	15.00	Implementing Agency: Swachh Bharat Kosh
4.	Providing funds to Clean Ganga Fund	Swachh Bharat Mission	-	15.00	15.00	15.00	Implementing Agency: National Mission for Clean Ganga
5.	Providing funds to National Sports Development Fund	Promotion of Sports	-	10.00	10.00	10.00	Implementing Agency: National Sports Development Fund
6.	Distress relief work for BPL people	Social Welfare	Varanasi, Uttar Pradesh	8.80	8.80	8.80	Implementing Agency: Modi Charitable Trust, NGO
7.	Addl. cost - Construction of Labour Rooms in Kalahandi, Asp. District (Project from 2018-19)	Healthcare	Kalahandi, Odisha	8.51	8.51	8.51	Direct



8.	Towards educational activities for the under privileged children	Promoting Education	Delhi	5.32	2.08	2.08	2.08	Implementing Agency: CKS Foundation, NGO. The unspent amount will be released during 2020-21 as the project is on-going.
9.	Undertaking Skill development training for disadvantaged social groups (Women, downtrodden and under privileged children) in the area of (i) Apparel & Dress Making (Cutting & Tailoring) and (ii) Beautician (Beauty & Wellness)	Skill Development & Livelihood	Delhi	5.00	2.00	2.00	2.00	Implementing Agency: Shree Deep Chand Educational Society, NGO. The unspent amount will be released during 2020-21 as the project is on-going.
10.	Providing infrastructure assistance to Govt. ITI in Chennai	Promoting Education	Chennai, Tamil Nadu	3.31	3.14	3.14	3.14	Direct.
11.	Balance un-allocated fund	As per Schedule-VII	-	0.15	0	0	0	To be utilized during 2020-21.
		TOTAL		176.81	80.35	80.35	80.35	





CORPORATE GOVERNANCE IN MMTC

MMTC is fully committed to promoting and strengthening the principles of sound Corporate Governance norms through the adherence of highest standards of transparency, trust and integrity, performance orientation, professionalism, ethical business practices, responsibility and accountability, social responsiveness and commitment to the organization as a self-disciplined code for sustainable enrichment of value for stakeholders which include investors, directors, employees, suppliers, customers or the community in general.

A Report in line with the requirements of SEBI(Listing Obligations & Disclosure Requirements) Regulations, 2015 and Guidelines on Corporate Governance for Central Public Sector Enterprises issued by Department of Public Enterprises (DPE) is given below as a part of the Directors' Report along with a Certificate issued by a Practicing Company Secretary regarding compliance with the provisions of Corporate Governance.

BOARD OF DIRECTORS

The Board of MMTC Ltd has a mix of Executive & Non- Executive Directors. The present Board as on date of this report includes Chairman & Managing Director, two Whole Time Directors (Marketing), one Whole Time Director (Personnel), one Whole Time Director (Finance), Two Part Time Govt. Nominee Directors and Two Part Time Non-Official (Independent)Directors. The President of India appoints all the Directors of MMTC Ltd in accordance with the provisions of Articles of Association of the Company. All the Directors, except CMD and Independent Directors, are liable to retire by rotation and at least one third of the directors liable for rotational retirement, retire every year and if eligible, qualify for reappointment.

The members of the Board, apart from receiving Directors' remuneration, in case of CMD and Functional Directors and Sitting fees in the case of Part Time Non-official(Independent) Directors, do not have any material pecuniary relationship or transaction with the company, its promoters or its subsidiary, which in the judgment of Board may affect independence of judgment of Directors.

The Composition of Board during the year 2019-20 was as under:-

S. No	Name of Director	Executive/ Non-Executive	Designation held	No. of Directorship in other Board as on 31.3.2020	No. of Board Committees of which Member/ Chairman as on 31.3.2020
1	Mr Ved Prakash (Upto 29.02.2020)	Executive	Chairman & Managing Director	N.A.	N.A.
2	Mr. Ashwani Sondhi	Executive	Director (Marketing)	Director-3	NIL
3	Mr. Umesh Sharma (Upto 31.05.2020)	Executive	Director (Finance)	Director-5	Member-1
4	Mr. J. Ravi Shanker	Executive	Director (Marketing)	Director-5	NIL
5	Mr. R.R. Sinha (w.e.f. 19.06.2019)	Executive	Director (Personnel)	Director-1	NIL
6	Mr. RAnand (Upto 14.06.2019)	Non- Executive	Part Time Non-official (Independent) Director	N.A.	N.A.
7	Mr.B K Shukla (Upto 14.06.2019)	Non-Executive	Part Time Non-official (Independent) Director	N.A.	N.A.
8	Mr. Rajnish Goenka (Upto 26.01.2020)	Non- Executive	Part Time Non-official (Independent) Director	N.A.	N.A.
9	Dr. Jayant Dasgupta (Upto 26.01.2020)	Non- Executive	Part Time Non-official (Independent) Director	N.A.	N.A.
10	Mr. R R Jadeja (Upto 26.01.2020)	Non- Executive	Part Time Non-official (Independent) Director	N.A.	N.A.
11	Mr. Manjunath G.	Non- Executive	Part Time Non-official (Independent) Director	NIL	Chairman-1
12	Dr.(Mrs.) Swadhinta Krishna (w.e.f 24.01.2020)	Non- Executive	Part Time Non-official (Independent) Director	NIL	Member -1 Chairperson -1
13	Dr. S C Pandey (upto 30.06.2019)	Non- Executive	Govt. Nominee Director	N.A.	N.A.
14	Mr. Shashank Priya (w.e.f. 19.08.2019)	Non- Executive	Govt. Nominee Director	Director – 6	Member – 3 Chairman – 1



15	Mr. Darpan Jain (29.1.20 to 10.2.20)	Non- Executive	Govt. Nominee Director	N.A.	N.A.
16	Mr. Shyamal Misra (w.e.f. 24.02.2020)	Non- Executive	Govt. Nominee Director	Director-1	Nil
17	Mr. Sudhanshu Pandey (w.e.f. 01.03.2020)	Non- Executive	Govt. Nominee Chairman & Managing Director	Director – 2	Chairman - 1 Member -1
18	Mr Sunil Kumar (upto 21.1.2020)	Non- Executive	Govt. Nominee Director	N.A.	N.A.

*Only the Audit Committee and Stakeholder Relationship Committee of other Public Companies have been considered.

N.A.->Since these directors ceased to be on the Board of the Company hence their disclosures as on 31.03.2020 are not available.

Changes in Board of Directors (Since 01.04.2019)

Name of Director	Category	Date of Appointment/ Cessation	Particulars of Change
Mr. R. Anand	Part Time Non-official (Independent) Director	14.06.2019	Cessation
Mr. B.K. Shukla	Part Time Non-official (Independent) Director	14.06.2019	Cessation
Mr. R.R. Sinha	Executive (Director-Personnel)	19.06.2019	Appointment
Dr. S C Pandey	Govt. Nominee Director	30.06.2019	Cessation
Mr. Shashank Priya	Govt. Nominee Director	19.08.2019	Appointment
Mr. Sunil Kumar	Govt. Nominee Director	21.01.2020	Cessation
Dr.(Mrs.) Swadhinta Krishna	Part Time Non-official (Independent) Director	24.01.2020	Appointment
Mr. Rajnish Goenka	Part Time Non-official (Independent) Director	26.01.2020	Cessation
Dr. Jayant Dasgupta	Part Time Non-official (Independent) Director	26.01.2020	Cessation
Mr. R R Jadeja	Part Time Non-official (Independent) Director	26.01.2020	Cessation
Mr. Darpan Jain	Govt. Nominee Director	29.01.2020/ 10.02.2020	Appointment/ Cessation
Mr. Shyamal Misra	Govt. Nominee Director	24.02.2020	Appointment
Mr Ved Prakash	Executive (Chairman & Managing Director)	29.02.2020	Cessation
Mr. Sudhanshu Pandey	Govt. Nominee Director	01.03.2020 / 13.5.2020	Appointment/ Cessation
Mr Sanjay Chadha	CMD (Addl.charge)	14.5.2020	Appointment
Mr. Umesh Sharma	Executive (Director-Finance)	31.05.2020	Cessation
Mr. Kapil Kumar Gupta	Executive (Director-Finance)	01.06.2020	Appointment

Remuneration of Directors

MMTC is a govt. of India Enterprise in which all members of the Board are appointed by the President of India through the administrative Ministry- Department of Commerce, Ministry of Commerce & Industry, Govt. of India, which, Inter-alia fixes the remuneration of such Whole Time Directors/CMD through their respective appointment orders/pay fixation orders. CMD and Whole Time Directors of MMTC are appointed by the President of India, generally with a service contract of five years or till the date of superannuation or further orders of the government whichever is earlier. The Directors so appointed by the President of India are not entitled for any notice period/severance fees. The functional members of the Board of Directors are entitled to performance Related Pay in terms of Guidelines issued by the Department of Public Enterprises, Govt. of India. Non-official Part Time (Independent) Directors are presently entitled to a sitting fee @Rs.15000/- for attending each meeting of the Board/Board appointed Committees. None of the Non- Executive Directors had any pecuniary relationship or transaction with the company.

The details of remuneration paid for 2019-20 to Functional Directors including CMD are given below:

Name of Director	Salary & benefits	Performance related pay during 2019-20*	Bonus, Stock option, pension, severance fee	No. of shares of MMTC held as on 31.3.2020
Executive Directors				
Mr Ved Prakash	5518458	89078	Nil	15
Mr. R.R. Sinha	2750160	N.A.	Nil	Nil
Mr. Ashwani Sondhi	3501529	72820	Nil	750
Mr. Umesh Sharma	3859065	65720	Nil	Nil
Mr. J.Ravi Shanker	3526309	48077	Nil	Nil



*PRP shown above pertains to the FY 2018-19 paid during FY 2019-20 on ad-hoc basis.

Meetings of the Board

The meetings of the Board are generally held at the registered office of the company and are scheduled well in advance. The Board of MMTC meets regularly at least once in a quarter. The meetings of Board are governed by a structured agenda and any other member of the Board is free to recommend inclusion of any subject matter in the agenda for deliberations. Detailed agenda papers including explanatory notes are circulated in advance on all major issues to facilitate the Board to take well-informed and independent decisions.

During the year, the Board of directors met nine times i.e. on 15.05.2019, 30.05.2019, 27.06.2019, 14.08.2019, 12.09.2019, 13.11.2019, 31.01.2020, 14.02.2020 & 24.03.2020. The attendance of the Directors at these Board Meetings and the last AGM on 30th September 2019 is as under: -

	Name of The Director	No. of Board meetings Held during the period the Director was on Board	No. of Board Meetings attended	Presence at Previous AGM held on 30.09.2019
(a)	Functional Directors			
	Mr. Ved Prakash	8	8	Yes
	Mr. Sudhanshu Pandey	1	1	NR
	Mr. Ashwani Sondhi	9	9	Yes
	Mr. J. Ravi Shanker	9	9	Yes
	Mr. Umesh Sharma	9	9	Yes
	Mr. R.R. Sinha	7	5	Yes
(b)	Ex-officio Part Time Directors (Govt. Nominee)			
	Mr. Sunil Kumar	6	3	No
	Dr. SC Pandey	3	2	NR
	Mr. Shashank Priya	6	5	No
	Mr. Darpan Jain	1	1	NR
	Mr. Shyamal Misra	1	1	NR
(c)	Non-official Part Time (Independent) Directors			
	Mr. R Anand	2	2	NR
	Mr. B K Shukla	2	1	NR
	Mr Rajnish Goenka	6	6	Yes
	Mr R R Jadeja	6	6	Yes
	Dr. Jayant Dasgupta	6	5	Yes
	Mr. G. Manjunath	9	8	No
	Dr.(Mrs) Swadhinta Krishna	3	2	NR

Separate Meeting of Independent Directors

A Separate Meeting of Independent Directors was held on 13th November, 2019 in terms of SEBI (Listing Obligations & Disclosure Requirements) Regulations, 2015, Schedule IV of Companies Act, 2013 and as per the Guidelines issued by DPE on Role & Responsibilities of Non- Official Directors (Independent Directors) of CPSEs. All the Independent Directors as on that date attended the said Meeting.

Declaration by Independent Directors

All the Independent Directors in the first board meeting they attended as Independent Director and first meeting held at the beginning of the financial year gave a declaration that they meet the criteria of independence as provided under Section 149(6) of the Companies Act, 2013, Securities and Exchange Board of India (Listing Obligations and Disclosure Requirements) Regulation, 2015 and DPE Guidelines on Corporate Governance for CPSEs.

A detailed presentation is given to every Independent Director about the business of the Company in order to familiarize them with Company's business and to enable them to function effectively, besides Independent directors are also being nominated in different training programs organized by Department of Public Enterprises from time to time. Details of nomination of independent directors in such programs is available at <http://mmtclimited.com/pages/display/294-training-programme-for-directors>.

Performance Evaluation of Board Members

Ministry of Corporate Affairs vide Circular dated 5th June 2015 has exempted Govt companies from the provisions of Section 178(2) which provides for manner of performance evaluation of Board of Directors, Committee of Board of Directors and director by the Nomination & Remuneration Committee. Similar exemption is also expected from SEBI under the SEBI (LODR) Regulations, 2015. The above mentioned circular of MCA also exempted Govt Companies





from provisions of Section 134(3)(p) which requires mentioning the manner of formal evaluation of its own performance by the Board and that of its Committees/Individual director in Board's Report, if directors are evaluated by the administrative ministry/department of the Central Govt/State Govt as per its own evaluation methodology. In this regard, DPE has already laid down a mechanism for performance appraisal of functional directors. DPE has also initiated evaluation of Independent Directors.

It may further be mentioned that MMTC enters into MOU with Govt of India (Ministry of Commerce & Industry) each year, containing key performance parameters for the company. The MOU targets are considered and form an integral part of performance appraisal of the individuals. The MOU covers all operational and performance parameters including financial targets, cost cutting targets, community development and any other relevant factor. The performance of the company is evaluated annually by the DPE vis-à-vis MOU entered into with the Govt of India.

COMMITTEES OF THE BOARD

To facilitate expeditious consideration and arriving at decisions with focused attention on the affairs of the company, the Board has constituted following Committees with distinct role, accountability and authority:

1. Audit Committee of Directors
2. Nomination & Remuneration Committee of Directors
3. Stakeholders Relationship Committee
4. Share Transfer Committee
5. Committee of Directors on Personnel Policies
6. Committee of Directors on Subsidiary, Joint Venture & Associate Companies
7. Committee of Directors on CSR and Sustainability
8. Functional Management Committee of Directors
9. Risk Management Committee of Directors

1. Audit Committee of Directors

The Audit Committee of the company constituted by the Board Comprised of two Part Time Non-Official (Independent) Directors and one Part Time (Govt. Nominee) Director as on 31.03.2020. All the meetings of the committee held during the year were chaired by non-executive Independent Director. Company Secretary is the Secretary to the Committee. The terms of reference of the Audit Committee include overseeing the audit function, reviewing critical findings, ensuring compliance with accounting standards and concurring financial statements before submission to the Board. The role, scope and authority of Audit Committee also include the requirements under the relevant provisions of the Companies Act, 2013 and the SEBI (Listing obligations and Disclosure Requirements) Regulations, 2015("Listing Regulation").

During the year 2019-20, the Committee met four times as detailed hereunder:-

S. No.	Date of Meeting	Member Present	Chairperson
1	30.05.2019	Dr Jayant Dasgupta	Shri R Anand
2	14.08.2019	Shri Rajnish Goenka Shri R.R. Sinha	Shri R R Jadeja
3	13.11.2019	Shri Rajnish Goenka Shri R R Jadeja	Dr Jayant Dasgupta
4	14.02.2020	Shri Manjunath G.	Dr.(Mrs) Swadhinta Krishna

Other functional Directors and Statutory Auditor of the Company also attended the above meetings to assist the Audit Committee in its deliberations. The minutes of the above meetings were regularly submitted to the Board for its information.

Further it is also confirmed that there was no recommendation of Audit Committee which was not accepted by the Board.

2. Nomination & Remuneration Committee of Directors:

Pursuant to the provision of Companies Act, 2013 and applicable provisions of Listing Regulations, the Nomination & Remuneration Committee of Directors' comprises of Dr. (Mrs) Swadhinta Krishna, Part Time non-official (Independent) Director as Chairperson, Shri Manjunath G, Part Time Non-official (Independent) Director and Shri Shashank Priya, Govt. Nominee Director as its Members as on 31.03.2020. The Committee performs such functions and duties and exercises such powers as specified in Part D of Schedule II of Listing Regulations, DPE Guidelines dated 26th November 2008. The Company Secretary is the Secretary of the Committee. During the year 2019-20, the Committee met once as detailed hereunder:-

S No	Date of Meeting	Member Present	Chairperson
1	25.01.2020	Shri Manjunath G. Shri R.R. Jadeja	Shri Rajnish Goenka

The minutes of the said meeting were submitted to the Board of Directors for information.





3. Stakeholders Relationship Committee

The Composition of Stakeholder Relationship Committee constituted by the Board of Directors comprised of Smt Swadhinta Krishna, Part Time non-official (Independent) Director, as its Chairperson, Shri Umesh Sharma, Director(Finance) and CMD, MMTC as its members as on 31.03.2020. Company Secretary is the Secretary to the Committee. The Committee expeditiously considers and monitors the resolution of grievances of the shareholders/other investors. During 2019-20 one meeting of this committee was held, details are as under;

S No	Date of Meeting	Member Present	Chairperson
1	13.11.2019	Shri Ved Prakash Shri Umesh Sharma	Dr. Jayant Dasgupta

Details of Investor Complaints/Grievances during the FY 2019-20:

No. of Complaints received during the year	No. of complaints resolved during the year	No. of Complaints pending as on 31.03.2020
27	27	0

4. Share Transfer Committee

Share Transfer Committee constituted by the Board of Directors comprised of all Functional Directors, MMTC as its members. Company Secretary to the Committee expeditiously considers and approves requests for physical share transfers, re-materialization and de-materialization etc. During 2019-20 no meeting of this committee was held.

5. Committee of Directors on Personnel Policies

The Committee of Directors on Personnel Policies constituted by the Board comprised of Dr.(Mrs) Swadhinta Krishna Part Time Non-Official (Independent) Director as its Chairperson, Shri Manjunath G, Part Time Non-Official (Independent) Director and Shri Ashwani Sondhi, Director(Marketing), MMTC as its Members to consider and recommend approval of modifications/formulation of service rules and other personnel policies to the Board of Directors. The Company Secretary is the Secretary to the Committee. During 2019-20 two meetings of this Committee were held on 24.07.2019 & 04.12.2019 and Minutes of these meetings were submitted before the Board for its information.

6. Committee of Directors on Subsidiary, Joint Venture & Associate Companies

The Board of Directors has constituted a "Committee of Directors on Subsidiary, joint Venture and Associate Companies to consider and recommend approval of investments/disinvestments, approval of basic parameters/ charter/ Agreement and any changes therein to the Board of Directors, review with functional management and advice on strategic issues related to MMTC's investment; and the performance of projects/ joint ventures/associate companies/foreign offices/subsidiaries of MMTC.

The composition of the Committee as on 31.3.2020 included CMD, MMTC as Chairman of the Committee with Dr(Mrs) Swadhinta Krishna, Part Time Non-official Director, Shri Ashwani Sondhi, Director (Marketing) and Shri J Ravi Shanker, Director(Marketing) MMTC as its Members. The Company Secretary is the Secretary to the Committee. During 2019-20 no meeting of this Committee was held.

7. Committees of Directors on CSR & Sustainability

The Committees was constituted to regulate and monitor the CSR activities of the Company, in accordance with applicable provisions of Companies Act, 2013 and DPE Guidelines in this regard issued from time to time. As on 31.03.2020, the Composition of the Committee included Shri Manjunath G, Part Time Non-official(Independent) Director as Chairman with CMD, Director(Finance) and Director(P) as its Members. The Company Secretary is the secretary of the Committee.

During 2019-20 one meeting of this committee was held and details are hereunder: -

S No	Date of Meeting	Member Present	Chairperson
1	09.08.2019	Shri R.R. Sinha Dr. Jayant Dasgupta	Shri Rajnish Goenka

The minutes of the said meeting were submitted to the Board of Directors for information.

8. Functional Management Committee of Directors

The "Functional Management Committee of Directors" constituted by the Board of Directors Consist of CMD, MMTC as the Chairman of the Committee, all Functional Directors as members and Company Secretary as Secretary to the Committee. The said Committee has been delegated the powers to take decision(s) in all matters over and above the powers delegated to CMD by the Board of Directors from time to time, except the matters specified under the Companies Act,2013/other Statutes, to be considered and decided at the meeting of Board of Directors and/or shareholders as also the matters specified and reserved by Board for its decisions or for consideration and decisions of any other committee constituted by Board of Directors under Article 99 of Articles of Association of MMTC. During 2019-20 twenty seven meetings of this Committee were held. The minutes of these meetings were submitted to Board of Directors for information.





9 Risk Management Committee of Directors

Risk Management Committee of Directors comprising of all functional Directors of the Company as members and CMD as Chairman of the Committee was constituted in August 2016. As on 31.3.2020, the Committee comprised of CMD as Chairman, all Functional Directors and Shri Manjunath G, Part Time Non-official (Independent) Director as members of the Committee. The said Committee shall function as per the roles specified under the Listing Regulations and other provisions of any other Statutes as amended from time to time. Company Secretary shall continue to be the Secretary to the Committee. During 2019-20 one meeting of this committee was held and details are hereunder: -

S No	Date of Meeting	Member Present	Chairperson
1	28.11.2019	Shri A Sondhi Shri Umesh Sharma Shri J Ravi Shanker	CMD (Shri Ved Prakash)

GENERAL BODY MEETINGS

General Body Meetings of the Company are held at/in the vicinity of registered office of the Company. The details of such meetings held during the past three financial years are as under:-

Nature of meeting	Date & time	Special Resolution passed
54th Annual General Meeting	26.09.2017 at 1100hrs	Nil
55th Annual General Meeting	28.09.2018 at 1100hrs	Nil
56th Annual General Meeting	30.09.2019 at 1130hrs	Nil

Disclosures

- None of the members of the Board of Directors had any pecuniary relationship or transaction with the company.
- There have been no materially significant related party transactions i.e. transactions of the company of a material nature, with its promoters, the directors, or the subsidiaries or relatives etc. that may have potential conflict with the interests of the Company at large. Other details of "Related Party transactions" have been disclosed in the Notes forming part of Accounts in the Annual Report.
- The Company has not opted for Employees Stock Option Scheme.
- The company has framed the "Whistle Blower Policy" which has been hoisted on MMTC's website.
- The company has established a vigil mechanism and same has been uploaded on the website of the company.
- Company has broadly complied with all the requirements of SEBI (LODR) Regulations, 2015, the Companies Act, 2013 and Guidelines on Corporate Governance for CPSEs issued by DPE, Govt. of India except as mentioned in the Report.
- There were no penalties or strictures imposed on the company by the Stock Exchanges or SEBI or any other Statutory Authority on any matter related to the capital markets during the last three years.
- Pursuant to clause 9(n) of Part C of Schedule V of SEBI (LODR) Regulations, 2015, the disclosure regarding commodity risks by listed entities is placed at Annexure-C to this Report.

CEO/CFO Certification

As required under Regulation 17(8) of SEBI (LODR) Regulations, 2015, the Certificate duly signed by Chairman & Managing Director and CFO of the company was placed before the Board of Directors at the meeting held on 30th May 2019 and the same is annexed (Annexure-A) to Corporate Governance Report.

Means of Communications

The quarterly, half-yearly unaudited results of the Company are announced within 45 days of the end of respective period, and annual audited results of the Company are announced within 60 days, which are published in leading national dailies, besides hoisting them on the website of the company i.e. www.mmmtclimited.com

Shareholders information

(a) Annual General Meeting

The 57th Annual General Meeting of the Company is scheduled to be held on Thursday, 24th December, 2020 through Video Conferencing ("VC")/Other Audio Visual Means ("OAVM").

(b) Financial Calendar for 2020-2021

1st quarter results (unaudited) were declared on 14.09.2020

2nd quarter results (unaudited) declared on 13.11.2020.



3rd quarter results (unaudited) shall be declared on or before 14.02.2021
 4th quarter results (audited) and Annual Audited Results for 2020-21 shall be declared on or before 30.05.2021 in accordance with existing applicable provisions of the Listing Regulations.

(c) Dates of Book Closure

The Share Transfer Books and Register of Members shall remain closed from 17.12.2020 to 24.12.2020 (both days inclusive for the purpose of AGM).

(d) Dividend Payment- Pursuant to provisions of Section 43A of SEBI (LODR) Regulations, 2015 the Company has formulated a Dividend Distribution Policy annexed herewith at Annexure-B and the same is available at [https://mmtclimited.com/files/dividend % 20distribution %20policy.pdf](https://mmtclimited.com/files/dividend%20distribution%20policy.pdf). The details of dividend paid during the last three years are as under:

The details of dividend paid during the last three years are as under:

Year	2016-2017	2017-18	2018-19
Rate	30%	30%	30%
Date	17.10.2017	20.10.2018	18.10.2019

(e) Listing on stock exchanges: The Shares of the company continue to be listed at BSE and NSE. Listing fees for F.Y. 2020-21 has already been paid to both stock exchange.

(f) Market Price Data: The month-wise market price data of MMTC's scrip quoted/traded at B o m b a y S t o c k Exchange/ NSE during the financial year 2019-20 is given below:

Month	High (Rs)	Low (Rs)	Month	High (Rs)	Low (Rs)
Bombay Stock Exchange			National Stock Exchange		
April 2019	29.65	25.95	April 2019	29.60	25.95
May 2019	28.05	23.75	May 2019	28.10	23.70
June 2019	26.70	22.30	June 2019	26.70	22.30
July 2019	25.25	19.30	July 2019	25.25	19.35
August 2019	21.45	17.30	August 2019	21.40	17.20
September 2019	26.50	15.95	September 2019	26.55	16.00
October 2019	19.55	14.00	October 2019	19.55	14.15
November 2019	20.00	17.40	November 2019	19.95	17.30
December 2019	22.75	17.40	December 2019	22.90	17.30
January 2020	24.35	18.50	January 2020	24.35	18.45
February 2020	22.50	17.00	February 2020	22.50	17.00
March 2020	18.00	09.90	March 2020	17.85	09.90

(g) Registrar & Transfer Agents (RTA): M/s. MCS Share Transfer Agent Limited, F-65 Okhla Industrial Area, Phase I, New Delhi -110020, is the Registrar & share Transfer Agent of the Company effective from 1st April 2015, for shares held both in physical as well as in dematerialized mode.

(h) Dematerialization of Shares: The shares of MMTC Ltd continue to be an eligible security for trading in dematerialized form by CDSL and NSDL with ISIN No: INE123F01029.

As on 31st March 2020, out of 150 crores equity shares of MMTC Ltd of face value of ₹1/- each, 1348903143 shares are held by the President of India and 151096857 shares by others in dematerialized form leaving only 2831 shares in physical form.

(i) Share Transfer System: The shares of the Company are transferred within the standard time from the date of lodgment. The transfer of shares held in dematerialized form are processed and approved in electronic form by NSDL/CDSL through respective depository participants. No transfer was pending as on 31.03.2020. Shares transfer and all other investor related activities are attended to and processed at the office of RTA i.e. MCS Share Transfer Agent Ltd. Shareholders may lodge the transfer deeds and any other documents, etc at the office of RTA of MMTC Limited at the address given above.





- (j) **Distribution of shareholding as on 31.3.2020:** The Distribution of shareholding as on 31.3.2020 is tabulated here-in-below:

Category Code	Category of Shareholder	No of Share holders	Total Number of Shares	Total share holding as % age of total number of shares
(A)	Shareholding of Promoter and Promoter Group			
(i)	Central Govt.	1	1348903143	89.927
(B)	Public shareholding			
(a)	Central Govt./State Govt.	1	10264	0.001
(b)	Mutual Funds/AIF	3	653906	0.044
(c)	Financial Inst./Banks	3	390945	0.026
(d)	Insurance Companies	6	60025104	4.002
(e)	Foreign Portfolio Investors	5	1043808	0.070
	Non Institutions			
(a)	Bodies Corporate	565	6274386	0.418
(b)	Individual holders having share capital up to ₹ 2 lakh	109362	78928068	5.262
(c)	Individual holders having share capital in excess of ₹ 2 lakh	6	1606442	0.107
(d)	Trust and Foundations	6	19200	.001
(e)	Non Resident Individuals	1064	2091234	0.139
(f)	NBFCs registered with RBI	3	53500	0.004
	TOTAL	111025	1500000000	100

Note: There are no outstanding GDRs/ADRs/warrants/convertible instruments.

- (k) Top 10 Public Shareholders as on 31st March, 2020

S.No	Name	No. of Shares held	% of total shares
1	LIFE INSURANCE CORPORATION OF INDIA	50909511	3.394
2	UNITED INDIA INSURANCE COMPANY LIMITED	3682471	0.245
3	GENERAL INSURANCE CORPORATION OF INDIA	2760000	0.184
4	THE NEW INDIA ASSURANCE COMPANY LIMITED	1712446	0.114
5	NATIONAL INSURANCE COMPANY LTD	675268	0.045
6	MV SCIF MAURITIUS	657168	0.043
7	ICICI BANK LIMITED	639672	0.043
8	AXIS BANK LIMITED	394188	0.026
9	CANARA BANK	387178	0.026
10	RAVIKUMAR RAMKISHORE SANWALKA	296000	0.011





(l) **Distribution of Shareholding as on 31st March 2020**

Category(Shares)	No. of Shares	% of Shareholders	Total No. of Shareholding	% of Shareholders
1-500	12483498	0.8322	86916	74.6297
501-1000	10392991	0.6929	13582	11.6621
1001-2000	12309641	0.8206	8322	7.1456
2001-3000	7937447	0.5292	3052	2.6206
3001-4000	3976756	0.2651	1112	0.9548
4001-5000	4343838	0.2896	942	0.8088
5001-10000	10850133	0.7233	1502	1.2897
10001-50000	17686388	1.1791	924	0.7934
50001-100000	5408542	0.3606	78	0.067
And Above	1414610766	94.3074	33	0.0283
Total	1500000000	100	116463	100

(k) **Geographical Distribution of Shareholders as on 31st March 2020**

S. No.	CITY	No. of Shareholders	% of total shareholders	No. of Shares	% of Total Shares
1	DELHI	13355	11.47	1357871893	90.5
2	CHANDIGARH	410	0.3520	264639	0.018
3	KANPUR	770	0.6612	496739	0.033
4	JAIPUR	2243	1.926	1556256	0.104
5	AHMEDABAD	6486	5.569	4993854	0.333
6	MUMBAI	12946	11.12	73615520	4.91
7	NAGPUR	589	0.5057	318484	0.021
8	HYDERABAD	2726	2.341	2865970	0.191
9	BANGLORE	3435	2.949	2639488	0.176
10	CHENNAI	3001	2.577	7288429	0.486
11	TRIVANDRUM	175	0.1503	96928	0.006
12	CALCUTTA	4051	3.478	4362307	0.291
13	BHUBANESWAR	328	0.2816	203701	0.014
14	GUWAHATI	271	0.2327	349953	0.023
15	PATNA	535	0.4594	313808	0.021
16	Others	65142	55.927	42762031	2.854

(l) **Shareholders/ other Investor's Grievances:**

Shareholders/ other Investors may also lodge their grievance(s) with Company Secretary- email id: ganarayanan@mmtclimited.com

(m) **Address for Correspondence:** Board Secretariat, MMTCL Limited, Core-I, Scope Complex, 7, Institutional Area, Lodi Road, New Delhi – 110 003 Phone No: 011 - 24361889/ Fax:011-24360724 E-mail: ganarayanan@mmtclimited.com





Annexure-A to Corporate Governance Report

Pursuant to provisions of Regulation 17(8) of SEBI (Listing Obligations & Disclosure Requirements) Regulations, 2015, it is hereby certified that :

- a) The financial statements and the cash flow statement for the year ended 31.3.2020 have been reviewed and that to the best of our knowledge and belief:
 - i. these statements do not contain any materially untrue statement or omit any material fact or contain statements that might be misleading;
 - ii. these statements together present a true and fair view of the company's affairs and are in compliance with existing accounting standards, applicable laws and regulations.
- b) There are, to the best of our knowledge and belief, no transactions entered into by the company during the year which are fraudulent, illegal or violative of the company's code of conduct.
- c) We accept responsibility for establishing and maintaining internal controls for financial reporting and that we have evaluated the effectiveness of the internal control systems of the company pertaining to financial reporting and we have disclosed to the auditors and the Audit Committee, deficiencies in the design or operation of such internal controls, if any, of which we are aware and the steps we have taken or propose to take to rectify these deficiencies.
- d) We have indicated to the auditors and the Audit Committee
 - i. Significant changes in internal control over financial reporting during the year;
 - ii. Significant changes in accounting policies during the year and that the same have been disclosed in the notes to the financial statements; and
 - iii. Instances of significant fraud of which we have become aware and the involvement therein, if any, or the management or an employee having a significant role in the company's internal control system over financial reporting.

Sd/-
(Kapil Kumar Gupta)
Director(Finance) & CFO

Sd/-
(Sanjay Chadha)
Chairman and Managing Director





Annexure – B to Corporate Governance Report Dividend Distribution Policy of MMTC Limited

I Background

Pursuant to Regulation 43A of the Securities and Exchange Board of India (Listing Obligations and Disclosure Requirements) Regulations, 2015, which requires top five hundred listed entities based on market capitalization (calculated as on 31st March of every financial year) to formulate a dividend distribution policy which shall be disclosed in their annual reports and on their websites.

Since MMTC is amongst the top 500 listed entities as per the criteria as at March 31, 2016, the dividend distribution policy has been formulated.

II Policy Framework

The policy has been framed broadly in line with the provisions of the Companies Act and also taking into consideration, guidelines on "Capital Restructuring of Central Public Sector Enterprises" issued by Department of Investment and Public Asset Management (DIPAM), Ministry of Finance, Department of Public Enterprises, SEBI and other guidelines, to the extent applicable.

III Factors in consideration

MMTC has been consistently paying dividends and is committed to deliver sustainable value to all stakeholders. Dividend is declared at the Annual General Meeting of the shareholders of the Company, based on the recommendations of the Board of Directors. It is at the discretion of the Board to recommend dividend. The Board may also declare interim dividend.

The decision regarding dividend pay-out is a crucial decision as it balances the amount of profit to be distributed among shareholders of the company with the requirement of deployment of internal accruals for its sustenance and growth plans. The factors generally considered before recommending/declaring dividend are as follows:

A. Circumstances under which the shareholders of the Company may or may not expect dividend

The factors that may generally be considered by the Board before making any recommendations for the dividend include, but are not limited to, future capital expenditure plans, profits earned during the financial year, cost of raising funds from alternate sources, cash flow position and applicable taxes including tax on dividend, subject to the guidelines as applicable from time to time.

B. Financial Parameters that shall be considered while declaring dividend

Being a Central Public Sector Enterprise, the Company endeavors to declare the dividend as per the guidelines on "Capital Restructuring of Central Public Sector Enterprises" issued by DIPAM,

Govt. of India on 27.05.2016, mandating every CPSE to pay a minimum annual dividend of 30% of PAT or 5% of the net-worth, whichever is higher subject to the maximum dividend permissible under the extant legal provisions.

Nonetheless, Company is expected to pay the maximum dividend permissible under the Act under which it has been set up, unless lower dividend proposed to be paid is justified on a case to case basis at the level of Ministry of Commerce & Industry after considering the following financial parameters:

- (i) Net-worth and Capacity to borrow;
- (ii) Long-term borrowings;
- (iii) CAPEX/Business Expansion needs;
- (iv) Retention of profit for further leveraging in line with the CAPEX needs; and
- (v) Cash and bank balance.

C. Internal and External factors that shall be considered for declaration of dividend

C.1 Internal Factors

Net Worth of the Company

As per the extant guidelines issued by DIPAM, Govt. of India, every CPSE would pay a minimum annual dividend of 30% of PAT or 5% of the net-worth, whichever is higher subject to the maximum dividend permissible under the extant legal provisions. Being a Government Company, MMTC is required to comply with these guidelines.

Apart from the above parameters, the Company may also consider various other internal factors, which inter alia include:



- Present & future capital requirements of the existing businesses;
- Additional investments in subsidiaries/associates of the Company;
- Any other factor as deemed fit by the Board.

C.2 External Factors

C.2.1 Economic Environment

In case of uncertain or recessionary economic and business conditions, the Company will endeavor to retain larger part of profits to build up reserves to sustain future updowns.

C.2.3 Statutory Provisions and Guidelines

The Company will adhere to the restraints imposed by Companies Act with regard to declaration of dividend. Further, being a Government Company, the Company shall also consider the guidelines in force in respect of dividend declaration as issued from time to time by the Govt. of India or by any other statutory bodies.

D. Utilization of Retained Earnings

The Company is engaged into trading of various commodities and part of its diversification measures, may form Joint Ventures in the line of business being carried out by the Company. The retained earnings will be deployed in line with the objects of the company as detailed in the Memorandum of Association of the company, thus contributing to the growth of the business and operations of the Company.

E. Parameters to be adopted with regard to various classes of shares

The holders of the equity shares of the Company, as on the record date, are entitled to receive dividends. Since the Company has issued only one class of equity shares with equal voting rights, all the members of the Company are entitled to receive the same amount of dividend per share. The policy shall be suitably revisited at the time of issue of any new class of shares depending upon the nature and guidelines thereof.

Other provisions

In case of any subsequent changes in any Statutory Act, Rules, Regulations etc. which makes any of the provisions in this policy inconsistent with them, then the provisions of the Statutory Act, Rules, Regulations etc. would prevail over the policy.

CMD is authorized to approve any minor modifications/ deviations to the policy and will be the competent authority for any interpretation with regard to this Policy.





Annexure – C to Corporate Governance Report

1. Risk management policy: The Board of directors approved the Risk Management Policy after the same has been duly approved by Audit committee of directors to take care of various risks associated with business undertaken by the company.
2. Exposure of the listed entity to commodity and commodity risks faced by the entity throughout the year.
- a. Total exposure of the listed entity to commodities in INR and (b) Exposure of the listed entity to various commodities:

As on 31.03.2020

Commodity name	Exposure in INR towards the particular commodity Rs. Cr.	Exposure in Qty terms towards the particular commodity in KGS	% of such exposure hedged through commodity derivatives				Total
			Domestic Market		International Market		
			OTC	Exchange	OTC	Exchange	
GOLD	42.09	98	-	100%	-	-	100%
SILVER	9.24	2340	-	46%	-	-	46%

Note :

1. Silver hedging started from October 2018
2. Silver open position is 2743.09 kgs.
3. Commodity Risk faced by the corporation:
There is a price fluctuation risk which is covered in Commodity Exchange except for the silver quantity mentioned at point no. 2.





J. K. Gupta & Associates

(Company Secretaries)

256 & 257, Vardhman City Center 2,
Near Shakti Nagar Railway Under Bridge,
Gulabi Bagh, Delhi- 110052

Tel : +91-11-23644449
+91-11-23654449
+91-11-23644447
Fax : +91-11-23644448
Mobile : +91-9810043622
Website : www.jkgupta.com
E-mail : jitesh@jkgupta.com

Compliance Certificate on Corporate Governance

To
The Members of
MMTC Limited

1. We have examined the compliance of conditions of Corporate Governance by MMTC Limited for the year ended 31st March 2020 as stipulated in Regulation 17 to Regulation 27 and as per the other relevant provisions of Securities Exchange Board of India (Listing Obligations and Disclosure Requirements) Regulations, 2015 (hereinafter referred as "Listing Regulations") and as stipulated in Guidelines on Corporate Governance for Central Public Sector Enterprises by Department of Public Enterprises (hereinafter referred as "DPE Guidelines on Corporate Governance").
2. The compliance of conditions of Corporate Governance is the responsibility of the management. Our examination is limited to review the procedures and implementation thereof, adopted by the Company for ensuring the compliance with the conditions of the Corporate Governance as stipulated in the said regulations. It is neither an audit nor an expression of opinion on the financial statements of the Company.
3. In our opinion and to the best of our knowledge and information and according to the explanations given to us and based on the representations made by the directors and the Management, we certify that the Company has complied with the mandatory conditions of Corporate Governance as stipulated in the Listing Regulations and DPE Guidelines on Corporate Governance, except:
 - a. *Compliance of Regulation 17 (1) (b) of Securities and Exchange Board of India (Listing Obligations & Disclosure Requirements) Regulations, 2015 and Clause 3.1.4 of the DPE Guidelines on Corporate Governance for Central Public Sector Enterprises with respect to the appointment of requisite no. of Independent Directors on the Board of the Company.*
 - b. *Compliance of Regulation 17 (1) (a) of Securities and Exchange Board of India (Listing Obligations & Disclosure Requirements) Regulations, 2015 and Clause 3.1.2 of the DPE Guidelines on Corporate Governance for Central Public Sector Enterprises with respect to the appointment of requisite no. of Functional Directors on the Board of the Company.*
4. We further state that such compliance is neither an assurance as to the future viability of the company nor the efficiency or effectiveness with which the management has conducted the affairs of the company.

Place: Delhi
Date: 07/11/2020

For J. K. Gupta & Associates

J. K. Gupta
Jitesh Gupta
FCS No. 3978
C P No. 2448



UDIN : F003978B001178052



MMTC Limited Business Responsibility Report for FY 2019-20

About the Company

MMTC Ltd. a Mini Ratna Category-I Central Public Sector Undertaking (CPSE), was incorporated in 1963 and is one of the largest International trading companies in the country. The registered office of the Company is situated at Core-1, SCOPE Complex, 7, Institutional Area, Lodi Road, New Delhi – 110 003, India. The Company has 09 Regional Offices in major cities and ports of India and a wholly owned subsidiary – MMTC Transnational Pvt. Ltd (MTPL), Singapore.

The major business activities of the Company are export of Minerals; import of Precious metals, Non-Ferrous Metals, Fertilizers, Agro Products, Coal and Hydrocarbon and Domestic sale of Sanchi Branded silver products, India Gold Coin, Gold Medallions etc. MMTC also deals in Engineering products, has Joint Ventures in steel, retailing, free trade warehousing and commodity exchanges etc

The Company's trade activities span across various countries in Asia, Europe, Africa, Middle East, Latin America and USA.

It is the first Central Public Sector Enterprise to be accorded the status of "FIVE STAR EXPORT HOUSE" by Government of India for its long standing contribution to exports.

MMTC has promoted various joint ventures like Neelanchal Ispat Nigam Ltd., MMTC PAMP India Pvt. Ltd., MMTC Gitanjali Ltd., TM Mining Company Ltd., SICAL Iron Ore Terminal Ltd., Free Trade Warehousing Pvt. Ltd. and Indian Commodity Exchange Ltd. etc. following the Public-Private Partnership (PPP) route to take advantage of new opportunities emerging in the free market environment.

Corporate Mission

As the largest trading company of India and a major trading company of Asia, MMTC aims at improving its position further by achieving sustainable and viable growth rate through excellence in all its activities, generating optimum profits through total satisfaction of shareholders, customers, suppliers, employees and society.

Corporate Objectives

- To be a leading International Trading House in India operating in the competitive global trading environment, with focus on "bulk" as core competency and to improve returns on capital employed.
- To retain the position of single largest trader in the country for product lines like minerals, metals and precious metals.
- To promote development of trade-related infrastructure.
- To provide support services to the medium and small scale sectors.
- To render high quality of service to all categories of customers with professionalism and efficiency.
- To streamline system within the Company for settlement of commercial disputes.
- To upgrade employees' skills for achieving higher productivity.

Business Responsibility Report – FY 2019-20

As per the Clause 55 of the Listing Agreement of the Securities Exchange Board of India [SEBI] introduced in 2012, the top Five Hundred listed companies in terms of market capitalisation have been mandated to issue annual Business Responsibility Report [BRR].

SECTION A: GENERAL INFORMATION ABOUT THE COMPANY

1. Corporate Identity Number (CIN) of the Company
L51909DL1963GOI004033
2. Name of the Company
MMTC LIMITED
3. Registered address
**Core-1, Scope Complex,
7 Institutional Area, Lodhi Road,
New Delhi -110003**
4. Website
www.mmtclimited.com
5. E-mail id
mmtc@mmtclimited.com
6. Financial Year reported
2019-20



7. Sector(s) that the Company is engaged in (industrial activity code-wise)
Trading
8. List three key products/services that the Company manufactures/provides (as in balance sheet)
 - (i) **Urea**
 - (ii) **Bullion**
 - (iii) **Iron Ore**
9. Total number of locations where business activity is undertaken by the Company
 - i. Number of International Locations (Provide details of major 5)
1 Subsidiary Company in Singapore
 - ii. Number of National Locations
9 Regional Offices in India
10. Markets served by the Company – Local/State/National/International
Asia, Europe, Africa, Middle East, Latin America and North America

SECTION B: FINANCIAL DETAILS OF THE COMPANY

1.	Paid up Capital (INR)	150 Crores
2.	Total Turnover (INR)	24,056.05 Crores
3.	Total profit after taxes 2019-20 (INR)	(227.11) Crores
4.	Total budgeted expenditure on Corporate Social Responsibility (CSR) as percentage of profit after tax (%)	During the year 2019-20, a sum of ₹173 lakhs was allocated for undertaking the CSR activities which was equivalent to 2% of the average net profit of preceding three years.
5.	List of activities in which expenditure in 4 above has been incurred	The annual budgetary funds allocated during 2019-20 under CSR have been assigned for various projects and programs majorly related to Healthcare, Promotion of Education & Nutrition, (DPE's Annual Theme for Development of Aspirational Districts), Swachh Bharat Abhiyan, National Mission for Clean Ganga (NMCG), and Skill Development and other activities as per Schedule-VII of the Companies Act. Keeping in view the DPE guidelines on promotion of CSR activities in Aspirational Districts, MMTC has signed an MoU with District Administration, Baran (Rajasthan), an Aspirational District, as notified by NITI Aayog, for construction of Waiting Hall for Maternity & Child Health (MCH) ward in the District Hospital. The project is currently under construction. Further on the call of the nation, MMTC has contributed Rs. 53 lakhs from its CSR budget to PM-CARES Fund to help in the fight against the COVID-19 pandemic.

SECTION C: OTHER DETAILS

1. **Does the Company have any Subsidiary Company/ Companies?**
Yes. MMTC TRANSNATIONAL Pte LTD, SINGAPORE (Overseas Subsidiary Company)
Do the Subsidiary Company/Companies participate in the BR Initiatives of the parent company? If yes, then indicate the number of such subsidiary company(s)
- No
2. **Do any other entity/entities (e.g. suppliers, distributors etc.) that the Company does business with; participate in the BR initiatives of the Company? If yes, then indicate the percentage of such entity/entities? [Less than 30%, 30-60%, More than 60%]**
- No

SECTION D: BR INFORMATION

1. **Details of Director/Directors responsible for BR**
 - a. Details of the Director/Director responsible for implementation of the BR policy/policies for the year 2019-20





- DIN Number - **08487833**
- Name - **Shri Rajiv Ranjan Sinha**
- Designation - **Director (Personnel)**

b. Details of the BR head

S. No.	Particulars	Details
1.	DIN Number (if applicable)	
2.	Name	Sanjay Kaul
3.	Designation	Chief General Manager (Personnel)
4.	Telephone number	011-24360365
5.	e-mail id	skaul@mmtclimited.com

2. Principle-wise (as per NVGs) BR Policy/policies (Reply in Y/N)

Principle 1	– Businesses should conduct and govern themselves with Ethics, Transparency and Accountability.
Principle 2	– Businesses should provide goods and services that are safe and contribute to sustainability throughout their life cycle.
Principle 3	– Businesses should promote the wellbeing of all the employees.
Principle 4	– Businesses should respect the interests of, and be responsive towards all the stakeholders, especially those who are disadvantaged, vulnerable and marginalized.
Principle 5	– Businesses should respect and promote human rights.
Principle 6	– Businesses should respect, protect and make efforts to restore the environment.
Principle 7	– Businesses, when engaged in influencing public and regulatory policy should do so in a responsible manner.
Principle 8	– Businesses should promote inclusive growth and equitable development.
Principle 9	– Businesses should engage with and provide value to their customers and consumers in a responsible manner.

S.No.	Question	P 1	P 2	P 3	P 4	P 5	P 6	P 7	P 8	P 9
1.	Do you have policy/policies for...	Y	Y	Y	Y	Y	Y	N	Y	Y
2.	Has the policy being formulated in consultation with the relevant stakeholders?	Y		Y	Y	Y			Y	
3.	Does the policy conform to any national /international standards? If yes, specify? (50 words)	N		N	Y	Y			Y	
4.	Has the policy being approved by the Board? Is yes, has it been signed by MD/ owner/ CEO/ appropriate Board Director?	Y		Y	Y	Y			Y	
5.	Does the company have a specified committee of the Board/ Director/Official to oversee the implementation of the policy?	Y		Y	Y	Y			Y	
6.	Indicate the link for the policy to be viewed online?	www.mmtclimited.com		www.mmtclimited.com						
7.	Has the policy been formally communicated to all relevant internal and external stakeholders?	Y		Y	Y	Y			Y	
8.	Does the company have in-house structure to implement the policy/policies.	Y		Y	Y	Y			Y	





9.	Does the Company have a grievance redressal mechanism related to the policy/policies to address stakeholders' grievances related to the policy/policies?	Y		Y	Y	Y			Y
10.	Has the company carried out independent audit/evaluation of the working of this policy by an internal or external agency?	Y		Y		Y			

2a. If answer to S. No. 1 against any principle, is 'No', please explain why: (Tick up to 2 options)

S.No.	Question	P 1	P 2	P 3	P 4	P 5	P 6	P 7	P 8
1.	The company has not understood the Principles								
2.	The company is not at a stage where it finds itself in a position to formulate and implement the policies on specified principles							✓	
3.	The company does not have financial or manpower resources available for the task								
4.	It is planned to be done within next 6 months								
5.	It is planned to be done within the next 1 year								
6.	Any other reason (please specify)								

3. Governance related to BR

Indicate the frequency with which the Board of Directors, Committee of the Board or CEO to assess the BR performance of the Company. Within 3 months, 3-6 months, Annually, More than 1 year?

The Board of MMTC meets regularly at a quarterly frequency. The meetings of the Board are governed by a structured agenda for discussions. Detailed agenda papers including other explanatory notes are circulated in advance on all major issues to enable the Board to take informed and independent decisions.

To facilitate expeditious consideration and arriving at decisions with focused attention on the affairs of the company, the Board has constituted various committees with distinct role, accountability and authority. The top management reviews the performance of the organization in every meeting that is held on quarterly basis. During the year 2019-20 MMTC's Management has discussed and reviewed following:

- Corporate Plan/ Draft MoU with MoC&I
- HR related issues/Pay Revision/Succession Plan
- Investments in JVs
- NINL related matters
- Annual Budget
- Share price & shareholding pattern of MMTC
- Status of placement of surplus funds
- Approval of financial statements/results
- Annual Report on CSR/ BRR for 2018-19
- Implementation of CSR activities as per Schedule-VII of Companies Act-2013.

Does the Company publish a BR or a Sustainability Report? What is the hyperlink for viewing this report? How frequently it is published?

As per the mandate by SEBI top 500 companies by market capital have to prepare the BRR. MMTC has been publishing its BRR since 2012-13 regularly despite not being positioned in the top 100 listed Companies. The BRR forms a part of the annual report, and can be viewed on the Company's official website www.mmmtclimited.com.

The organization is also a member of the United Nations Global Compact Network (UNGCN) and submits its Communication on Progress [COP] report annually. This is available to all these stakeholders on UNGC's website.

SECTION E – PRINCIPLE WISE PERFORMANCE

Principle 1 – Businesses should conduct and govern themselves with Ethics, Transparency and Accountability

1. Does the policy relating to ethics, bribery and corruption cover only the company?

Yes. The ethical conduct of the Company is reflected in the various policy initiatives. While the Employees Conduct, Discipline & Appeal Rules cover the employees at all levels in the organization, a separate guideline in the form of "Code of Business Conduct & Ethics for Board Members and Senior Management" of MMTC Limited is given for governing the conduct of Senior Management (including Board level executives). In addition, to promote ethical business, Policies like Integrity Pact, Whistle Blower Policy and Citizen Charter have been put into operation.





Does it extend to the Group/Joint Ventures/ Suppliers/Contractors/NGOs /Others? -

Yes, the Integrity Pact adopted for all the procurement tenders beyond a threshold value, Citizen Charter extends its purview to vendors, buyers, suppliers, contractors etc. while the code of conduct; whistle blower policy and Audit Committee Vigil Mechanism covers only the employees of the company. Company also engages Independent External Monitors (IEMs) in line with CVC guidelines and undertakes preventive vigilance measures.

2. How many stakeholder complaints have been received in the past financial year and what percentage was satisfactorily resolved by the management? If so, provide details thereof, in about 50 words or so.

All the stakeholder complaints as and when received are addressed promptly as per the extent grievances redressal policy of the Company put on public domain. In the entire year most of the employee related / vendor grievances were resolved satisfactorily. The grievances filed on CPGRAMS portal are addressed and responses for such queries are filed on line keeping the time lines. All other pending cases are under consideration and attempts are being made to resolve them satisfactorily.

Principle 2 – Businesses should provide goods and services that are safe and contribute to sustainability throughout their life cycle

MMTC is majorly in the business of trading and is also engaged in fabrication of gold and silver medallion of different denominations. MMTC ensures highest quality of the products it trades and ensures fabrication of medallion as per BIS.

Principle 3 – Businesses should promote the wellbeing of all the employees

1. Please indicate the Total number of employees

The total number of employees as on 31.03.2020 is 794 (including Board level executives)

2. Please indicate the Total number of employees hired on temporary/contractual/casual basis.

Total of 266 persons have been engaged on contractual basis through various agencies / societies.

3. Please indicate the Number of permanent women employees.

Total number of permanent women employees – 165

4. Please indicate the Number of permanent employees with disabilities

Total number of permanent employees with disabilities – 21

5. Do you have an employee association that is recognized by management?

Yes

6. What percentage of your permanent employees is members of this recognized employee association?

100%

7. Please indicate the Number of complaints relating to child labour, forced labour, involuntary labour, sexual harassment in the last financial year and pending, as on the end of the financial year.

S. No.	Category	No. of complaints filed during the financial year	No. of complaints pending as on end of the financial year
1.	Child labour/forced labour/involuntary labour	0	0
2.	Sexual harassment	1	0
3.	Discriminatory employment	0	0

8. What percentage of your under mentioned employees were given safety & skill up-gradation training in the last year?

Aiming towards further enhancing / upgrading the skills of employees in the constantly changing business scenario, 352(44.33%) employees were imparted training in Centres of Excellence/in-house programs during the year in functional / behavioral skills and other spheres of company's activities. The employees deputed for training included 51(14.49%) employees/executives belonging to SC, 28(7.95%) to ST and 161(45.74%) women employees. In terms of man days, such training works out to 543 training man days during the year 2019-20.

Principle 4 – Businesses should respect the interests of, and be responsive towards all the stakeholders, especially those who are disadvantaged, vulnerable and marginalized





1. **Has the company mapped its internal and external stakeholders? Yes/No**

Yes. Over the years of its existence, the organization has identified & engaged with a varied group of stakeholders – both internal like employees, shareholders & external such as customers, communities etc.

2. **Out of the above, has the company identified the disadvantaged, vulnerable & marginalized stakeholders?**

Yes, the organisation has identified vulnerable and marginalised stakeholders in the communities and has engaged with them through its CSR activities.

3. **Are there any special initiatives taken by the company to engage with the disadvantaged, vulnerable and marginalized stakeholders. If so, provide details thereof, in about 50 words or so.**

Yes. MMTC follows the presidential directives and guidelines issued by Government of India regarding reservation in services for SC/ ST/ OBC/ PWD (Persons with Disabilities)/ Ex servicemen to promote inclusive growth. Grievance/ Complaint Registers are also maintained at Division/ Region for registering grievances. Efforts are made to promptly dispose off representations / grievances received from SC/ ST employees. Employees belonging to PWD have been assigned jobs which they can perform efficiently keeping in view their disability. A permanent ramp has been erected at the main entrance gate of Corporate Office for easy mobility of a PWD employee who uses wheel chair.

Office buildings have auditory signals announcing the floor destination. Some of them have floor requisition buttons in Braille Symbols.

In addition, CSR activities are planned to maximize benefits to the disadvantaged, vulnerable and marginalized stakeholders. Engagement with these stakeholders is done through local Government bodies and NGOs working in the area.

Principle 5 – Businesses should respect and promote human rights

1. **Does the policy of the company on human rights cover only the company or extend to the Group/Joint Ventures/Suppliers/Contractors/NGOs/Others?**

The Company does not have any specific policy on Human Rights for the time being.

The Company is a member of the United Nations Global Compact Network (UNGCN) and submits its Communication on Progress [COP] report annually. This is available to all these stakeholders on UNGC's website.

However, being a Government of India Company, MMTC owes allegiance to the Constitution of India, which resolves to secure to all its citizens justice, liberty, equality and fraternity and which also encompasses the fundamental human rights as envisioned in the Universal Declaration of Human Rights. MMTC stands committed to support and respect the protection of internationally proclaimed human rights at its work places and ensure that its employees enjoy the fundamental human rights. MMTC has 3 tier grievance redressal systems called "Sahayata" for resolving employees' grievances. MMTC has in its management system provisions for health, safety, housing and education. Comprehensively covering all these aspects, MMTC has appropriate systems in place.

2. **How many stakeholder complaints have been received in the past financial year and what percent was satisfactorily resolved by the management?**

There were a total no. of 56 public grievances received during the year 2019-20 and all the grievances were satisfactorily resolved (100%).

Principle 6 – Businesses should respect, protect and make efforts to restore the environment

Manufacturing is not the main line of commercial activities of MMTC. This principle is therefore, not applicable.

1. **Does the policy related to Principle 6 cover only the company or extends to the Group/Joint Ventures/Suppliers/Contractors/NGOs/others.**

The organization does not have a written policy on environment. However, being the member of the UN Global Compact, the company functions in an environmentally responsible fashion.

2. **Does the company have strategies/ initiatives to address global environmental issues such as climate change, global warming, etc? Y/N. If yes, please give hyperlink for webpage etc.**

Even though manufacturing is not the main line of commercial activities of MMTC, it is committed towards environmental upkeep through afforestation in the mining areas, development of tribal areas and in and around operation areas and by supporting sustainability initiatives through its CSR programs. Also, the organisation regularly reports on its various initiatives through the Communication on Progress [COP] for the UN Global Compact.

3. **Does the company identify and assess potential environmental risks? Y/N**

While the organization is not directly involved in manufacturing, it functions in an environmentally responsible fashion. MMTC adheres to the guidelines issued by Department of Public Enterprise, Govt. of India, as per which projects related to environmental aspects are identified & implemented.





4. **Does the company have any project related to Clean Development Mechanism? If so, provide details thereof, in about 50 words or so. Also, if yes, whether any environmental compliance report is filed?**
No
5. **Has the company undertaken any other initiatives on – clean technology, energy efficiency, renewable energy, etc. Y/N. If yes, please give hyperlink for web page etc.**
MMTC uses energy efficient star rated electrical equipments for energy conservation across the Organization.
MMTC has also installed a 50KWP Solar Power plant on the rooftop of its Delhi regional Office at Jhandewalan and at MMTC Residential Colony, New Delhi.
6. **Are the Emissions/Wastes generated by the company within the permissible limits given by CPCB/SPCB for the financial year being reported?**
Not Applicable
7. **Number of show cause/ legal notices received from CPCB/SPCB which is pending (i.e. not resolved to satisfaction) as on end of Financial Year.**
Not Applicable

Principle 7 – Businesses, when engaged in influencing public and regulatory policy should do so in a responsible manner.

1. **Is your company a member of any trade and chamber or association? If Yes, Name only those major ones that your business deals with**
 - a. CII
 - b. FIEO
 - c. FICCI
 - d. ASSOCHAM
2. **Have you advocated/lobbied through above associations for the advancement or improvement of public good? Yes/No; if yes specify the broad areas (drop box: Governance and Administration, Economic Reforms, Inclusive Development Policies, Energy security, Water, Food Security, Sustainable Business Principles, Others).**
The Organization has not advocated/lobbied through above Associations on any matters relating to public good.

Principle 8 – Businesses should promote inclusive growth and equitable development

1. **Does the company have specified programmes/initiatives/projects in pursuit of the policy related to Principle 8? If yes details thereof.**
Although the organization is not involved in manufacturing products and therefore doesn't create any direct negative impact on the environment & society where it operates, still it has a CSR policy. MMTC also adopted Section 135 of the Companies Act, 2013, the CSR Rules of Ministry of Corporate Affairs and the CSR Guidelines issued by Department of Public Enterprises, Government of India. MMTC has structured process of spending a portion of its earnings in CSR activities that are directed towards the betterment of the society.
2. **Are the programmes/projects undertaken through in-house team/own foundation/external NGO/government structures/any other organization?**
MMTC has a Board Level Committee on CSR & Sustainability consisting of Independent Directors and Functional Directors with the Co. Secy. as Member Secretary. The CSR division thoroughly evaluates various CSR proposals received which are then forwarded to the CSR Committee. The proposals so considered by the CSR Committee are forwarded to the Board, for final approval. The status of its implementation of projects so approved by the Board is put up for information on a quarterly basis.
Depending upon the geographical area in which the project will be undertaken, the concerned Regional/Sub-regional office is directed to monitor and implement the project either directly or in association with a private /public partner. For each project a nodal officer/office is duly appointed whose task is to monitor timely completion of the project and update the corporate office with respect to the status of completion of the project. Upon completion the projects are evaluated by an independent agency.
3. **Have you done any impact assessment of your initiative?**
The Impact Assessment is undertaken by an independent agency in order to assess the "social impact" of the CSR activities undertaken by MMTC. During the year 2019-20, the impact assessment was undertaken by M/s SRAsia.
4. **What is your company's direct contribution to community development projects- Amount in INR and the details of the projects undertaken?**
MMTC made an allocation of Rs. 173 lakhs for undertaking CSR activities during 2019-20.





The annual CSR budgetary funds allocated during 2019-20, in light of various directives from DPE and NITI Aayog, have been assigned for various projects and programs majorly related to Healthcare, Promotion of Education & Nutrition (which is also the annual theme of DPE for Aspirational Districts), Swachh Bharat Abhiyan, National Mission for Clean Ganga (NMCG), and Skill Development and other activities as per Schedule-VII of the Companies Act 2013.

5. **Have you taken steps to ensure that this community development initiative is successfully adopted by the community? Please explain in 50 words, or so.**

MMTC's CSR initiatives seek to strengthen community based organizations by engaging with the marginalized especially women, youth, and children in activities that would improve their quality of life. The projects implemented by MMTC are first identified through the need assessment survey carried out by a professional agency and we ensure the participation of local community in identifying their needs, developing plans to address them, engaging them in implementation and also seek their feedback for further planning.

Principle 9 – Businesses should engage with and provide value to their customers and consumers in a responsible manner

1. **What percentage of customer complaints/consumer cases are pending as on the end of financial year.**
There were no complaints of such nature in the reporting period.
2. **Does the company display product information on the product label, over and above what is mandated as per local laws? Yes/No/N.A. /Remarks(additional information)**
The company retails silver and gold medallions and silverware under the brand name SANCHI. The packaging of these items contains relevant product information. Further these items are bar coded.
3. **Is there any case filed by any stakeholder against the company regarding unfair trade practices, irresponsible advertising and/or anti-competitive behaviour during the last five years and pending at end of financial year. If so, provide details thereof, in about 50 words or so.**
No such case is pending for redressal.
4. **Did your company carry out any consumer survey/ consumer satisfaction trends?**
No.





Form No. MGT-9

EXTRACT OF ANNUAL RETURN

As on the financial year ended on March 31, 2020

[Pursuant to section 92(3) of the Companies Act, 2013 and rule 12(1) of the Companies (Management and Administration) Rules, 2014]

I. REGISTRATION AND OTHER DETAILS:

1) Corporate Identification Number	L51909DL1963GOI004033
2) Registration Date	September 26, 1963
3) Name of the Company	MMTC Limited
4) Category/ Sub-Category of the Company	Government Company
5) Address of Registered Office and Contact Details	Core-1, SCOPE Complex, 7 Institutional Area, Lodi Road, New Delhi-110003 Phone No.-01124362200 Email- mmtc@mmtclimited.com
6) Whether Listed or Unlisted	Listed
7) Name, address and Contact details of Registrar and Transfer Agent, if any	MCS Share Transfer Agent Limited, F-65, Okhla Industrial Area, Phase-1, New Delhi-110020 Ph:- 011-4140 6149 Fax:- 011-4170 9881 Email :- helpdeskdelhi@mcsregistrars.com

II. PRINCIPAL BUSINESS ACTIVITIES OF THE COMPANY

All the business activities contributing 10 % or more of the total turnover of the company shall be stated:-

Sl. No.	Name and Description of main products / services	NIC Code of the Product/service	% to total turnover of the company
1.	Wholesale of Fertilizers	46692	46.10%
2.	Wholesale Trade of Precious Metals	46498	37.62%

III. PARTICULARS OF HOLDING, SUBSIDIARY AND ASSOCIATE COMPANIES –

S. No	NAME AND ADDRESS OF THE COMPANY	CIN/GLN	HOLDING/SUBSIDIARY /ASSOCIATE	% of shares Held	Applicable Section
1.	MMTC Transnational Pte Ltd, Singapore	199407265M	WHOLLY OWNED ASSOCIATE COMPANY	100.00	2 (87)
2.	Neelachal Ispat Nigam Ltd.	U27109OR1982GOI001050	ASSOCIATE	49.78	2(6)
3.	Free Trade Warehousing Pvt. Ltd.	U63023DL2005PTC134299	ASSOCIATE	50.00	2(6)
4.	MMTC Pamp India Pvt. Ltd.	U27310HR2008PTC042218	ASSOCIATE	26.00	2(6)
5.	Sical Iron Ore Terminal Ltd.	U13100TN2006PLC061022	ASSOCIATE	26.00	2(6)
6.	TM Mining Company Ltd.	U13100WB2010PLC156401	ASSOCIATE	26.00	2(6)

IV. SHARE HOLDING PATTERN (Equity Share Capital Breakup as percentage of Total Equity)

i) Category-wise Share Holding

Category code	Category of Shareholder	No. of shares held at the beginning of the year (As on 01-Apr-2019)				No. of shares held at the end of the year (As on 31-Mar-20)				% of Change during the year
		Demat	Physical	Total	% of Total Shares	Demat	Physical	Total	% of Total Shares	
(A)	Shareholding of Promoter and Promoter Group									
1	Indian									
(a)	Individuals/HUF	0	0	0	0	0.00		0.00		
(b)	Central/State Govts.	1348903143	0	1348903143	89.93	1348903143	0	1348903143	89.93	0.00
(c)	Bodies Corp.	0	0	0	0.00		0			
(d)	Bank/Fl	0	0	0	0		0			
(e)	Any Others (Specify)	0	0	0	0		0			



	Sub Total(A)(1)	1348903143	0	1348903143	89.93	1348903143	0	1348903143	89.93	
2	Foreign									
(a)	NRIs- Individual	0	0	0	-	0	0	0.00	-	0.00
(b)	Other-Individuals	0	0	0	-	0	0	0.00	-	0.00
(c)	Bodies Corp.	0	0	0	0.00	0	0	0	-	0.00
(d)	Bank/FI	0	0	0	0	0	0	0	-	0.00
(e)	Any Others (Specify)	0	0	0	0	0	0	0	-	0.00
	Sub Total(A)(2)	0	0	0	0.00	0	0	0	-	0.00
	Total Shareholding of Promoter and Promoter Group (A)= (A)(1)+(A)(2)	1348903143	0	1348903143	89.93	1348903143	0	1348903143		89.93
(B)	Public share-holding									
1	Institutions	0								
(a)	Mutual Funds	588989	0	588989	653906	0	653906		-0.02	
(b)	Bank/FI	982427	0	982427	0.0439	390945	0	390945	0.655	0.19
(c)	Central / State Govts. (IEPF)	1468	0	1468	0	10264	0	10264	00.000001	0.00
(d)	Venture Capital Funds		0			-	0		-	0.00
(e)	Insurance Co.	60025104	0	60025104	4.0017	60025104	0	60025104	4.0017	0.00
(f)	FII		0			-		0	-	0.00
(g)	Foreign Portfolio Investors	1400524	0	1400524	0.1088	1043808	0	1043808	.0934	-0.11
(i)	Any Other (specify)		0	0	-		0	0	-	0.00
	Sub-Total (B)(1)	62998512		62998512	4.1949	6221640		6221640	4.1999	1.80
2	Non-institutions									
(a)	Bodies Corp.	9323563	0	9323563	1.00	6274386	0	6274386	.6216	-0.36
ii)	Overseas	0	0	0	-		0	0	-	0.00
(b)	Individuals							0	-	0.00
I	Resident Individuals holding nominal share capital up to Rs 2 lakh	76093213	5461	76093213	4.66	79228448	4745	79233193		-1.35
II	Resident Individuals holding nominal share capital in excess of Rs. 2 lakh.	9,02,801	0	9,02,801	0.09	1301317	0	1301317		-0.05
(c)	Others (Specify)	0						0		
(c-i)	Trust	12,500		12,500	0.00	19200	0	19200		-0.00
(c-ii)	Non-Resident Indians	12,96,273		12,96,273	0.13	80534510	0	80534510		-0.04
(c-iii)	Clearing Members	0	0		0.0000			0	-	0.00
(c-iv)	NBFC s registered with RBI	46,100		46,100		0.00	53500	0	53500	0.00
	Sub-Total (B)(2)	4,07,98,513	3,079	4,08,01,592	4.08	88972830	4745	88968085		-1.80
(B)	Total Public Shareholding (B)=(B)(1)+(B)(2)	10,07,28,159	3,079	10,07,31,238	10.0731	151092152	4745	151096897	10.0731	0.00
(C)	Shares held by Custodian for GDR's & ADR's	0	0	0	0	0	0	0.00	-	0.00
	GRAND TOTAL (A)+(B)+(C)	99,99,96,921	3,079	1,00,00,00,000	100	1499995255	4745	1500000000	100.00	0.00



(ii) Shareholding of Promoters

Sl. No.	Shareholder's Name	Shareholding at the beginning (01-Apr-2019) of the year			Shareholding at the end (31-Mar-2020) of the year			% Change in shareholding during the year
		No. of Shares	% of total Shares of the Company	% of Shares Pledged/encumbered to total shares	No. of Shares	% of total Shares of the Company	% of Shares Pledged/encumbered to total shares	
1	THE PRESIDENT OF INDIA	1348903143	89.9269	NIL	1348903143	89.9269	NIL	
	Total	1348903143	89.9269	NIL	1348903143	89.9269	NIL	

(iii) Change in Promoter's Shareholding

Sl. No.	Shareholding	Date	Increase/ (Decrease) in Shareholding	Reason	Cumulative Shareholding during the year (01-Apr-19 to 31-Mar-20)	
					No. of Shares	% of total shares of the Company**
	At the beginning of the year	1348903143	89.9269	01-Apr-19	No Change	
	At the end of the year	1348903143	89.9269	31-Mar-20		1348903143 89.9269

DETAILS OF TOP 10 SHAREHOLDERS FROM 31-03-2019 to 31-03-2020 and their transactions (Other than promoters)

S. No.	Folio No	Name	PAN	Shareholding		Date	Increase / Decrease in Shareholding	Reason	Cumulative Shareholding during the year (31-03-19 to 31-03-20)		Category
				No of Shares at the Beginning (31-03-19)/ end of the Year (31-03-20)	% of total shares of the Company				Shares	% of total shares of the Company	
1	IN30081210000012	LIFE INSURANCE CORPORATION OF INDIA	AAACL0582H	50909511	3.39	20190330					INSURANCE COMPANY
				50909511	3.39	20200331	NIL	NIL			
2	IN30081210000543	UNITED INDIA INSURANCE COMPANY LIMITED	AAACU5552C	3682471	0.25	20190330					INSURANCE COMPANY
				3682471	0.25	20200331	NIL	NIL			
3	IN30081210000029	GENERAL INSURANCE CORPORATION OF INDIA	AAACG0615N	2760000	0.18	20190330					INSURANCE COMPANY
				2760000	0.18	20200331	NIL	NIL			
4	IN30081210001728	THE NEW INDIA ASSURANCE COMPANY LIMITED	AAACN4165C	1712446	0.11	20190330					INSURANCE COMPANY
				1712446	0.11	20200331	NIL	NIL			





5	IN30081210000502	NATIONAL INSURANCE COMPANY LTD	AAACN9967E	675268 675268	0.05 0.05	20190330 20200331						INSURANCE COMPANY
							NIL	NIL				
6	IN30016710081087	MV SCIF MAURITIUS	AAGCM4803N	992876	0.07	20190330						FOREIGN BODY CORPORATE
						20190426	4391	Purchase	997267	0.07		
						20190510	-68454	Sale	928813	0.06		
						20190531	9628	Purchase	938441	0.06		
						20190614	22802	Purchase	961243	0.06		
						20190628	-33555	Sale	927688	0.06		
						20190705	-22696	Sale	904992	0.06		
						20190712	-22694	Sale	882298	0.06		
						20190726	1946	Purchase	884244	0.06		
						20190920	-22708	Sale	861536	0.06		
						20190927	-122036	Sale	739500	0.05		
						20191004	19622	Purchase	759122	0.05		
						20191206	-19644	Sale	739478	0.05		
						20191227	1916	Purchase	741394	0.05		
						20191231	-9841	Sale	731553	0.05		
						20200207	-19813	Sale	711740	0.05		
						20200228	-19774	Sale	691966	0.05		
						20200313	-9907	Sale	682059	0.05		
						20200327	-24891	Sale	657168	0.04		
				657168	0.04	20200331						
7	IN30134820016807	ICICI BANK LIMITED	AAACI1195H	588897	0.04	20190330						PVT BANK
						20190405	66011	Purchase	654908	0.04		
						20190412	29567	Purchase	684475	0.05		
						20190419	-5095	Sale	679380	0.05		
						20190426	9541	Purchase	688921	0.05		
						20190503	-54017	Sale	634904	0.04		
						20190510	29953	Purchase	664857	0.04		
						20190517	-14973	Sale	649884	0.04		
						20190524	-312	Sale	649572	0.04		
						20190531	-117742	Sale	531830	0.04		
						20190607	65922	Purchase	597752	0.04		
						20190614	-123149	Sale	474603	0.03		
						20190621	99632	Purchase	574235	0.04		
						20190628	-103322	Sale	470913	0.03		
						20190629	-2036	Sale	468877	0.03		
						20190705	35162	Purchase	504039	0.03		
						20190712	92391	Purchase	596430	0.04		
						20190719	-5034	Sale	591396	0.04		
						20190726	10595	Purchase	601991	0.04		
						20190802	-35783	Sale	566208	0.04		
						20190809	-4648	Sale	561560	0.04		
						20190816	5835	Purchase	567395	0.04		
						20190823	-36285	Sale	531110	0.04		
						20190830	-167627	Sale	363483	0.02		
						20190906	-5799	Sale	357684	0.02		
						20190913	-12580	Sale	345104	0.02		
						20190920	20525	Purchase	365629	0.02		
						20190927	16212	Purchase	381841	0.03		
						20190930	1041	Purchase	382862	0.03		
						20191004	52747	Purchase	435629	0.03		
						20191011	-10482	Sale	425147	0.03		
						20191018	-16337	Sale	408810	0.03		
						20191025	74470	Purchase	483280	0.03		
						20191101	-14396	Sale	468884	0.03		
						20191108	2017	Purchase	470901	0.03		
						20191115	-799	Sale	470102	0.03		



						20191122	-11864	Sale	458238	0.03	
						20191129	40501	Purchase	498739	0.03	
						20191206	-14860	Sale	483879	0.03	
						20191213	15743	Purchase	499622	0.03	
						20191220	-5706	Sale	493916	0.03	
						20191227	-11486	Sale	482430	0.03	
						20191231	-3221	Sale	479209	0.03	
						20200103	5772	Purchase	484981	0.03	
						20200110	-26847	Sale	458134	0.03	
						20200117	53832	Purchase	511966	0.03	
						20200124	83713	Purchase	595679	0.04	
						20200131	55204	Purchase	650883	0.04	
						20200207	21454	Purchase	672337	0.04	
						20200214	19755	Purchase	692092	0.05	
						20200221	130541	Purchase	822633	0.05	
						20200228	-1378	Sale	821255	0.05	
						20200306	-68428	Sale	752827	0.05	
						20200313	-20596	Sale	732231	0.05	
						20200320	-71644	Sale	660587	0.04	
						20200327	-22228	Sale	638359	0.04	
				639672	0.04	20200331	1313	Purchase			
8	IN30048412622255	AXIS BANK LIMITED	AAACU2414K	592982	0.04	20190330					PVT BANK
						20190405	-31278	Sale	561704	0.04	
						20190412	-101928	Sale	459776	0.03	
						20190419	-6596	Sale	453180	0.03	
						20190426	-4113	Sale	449067	0.03	
						20190503	-6970	Sale	442097	0.03	
						20190510	1390	Purchase	443487	0.03	
						20190517	-7480	Sale	436007	0.03	
						20190524	3264	Purchase	439271	0.03	
						20190531	-9866	Sale	429405	0.03	
						20190607	10211	Purchase	439616	0.03	
						20190614	19417	Purchase	459033	0.03	
						20190621	-43147	Sale	415886	0.03	
						20190628	-30499	Sale	385387	0.03	
						20190705	13169	Purchase	398556	0.03	
						20190712	-8675	Sale	389881	0.03	
						20190719	4217	Purchase	394098	0.03	
						20190726	-6284	Sale	387814	0.03	
						20190802	4042	Purchase	391856	0.03	
						20190809	-2804	Sale	389052	0.03	
						20190816	9998	Purchase	399050	0.03	
						20190823	-23772	Sale	375278	0.03	
						20190830	-26031	Sale	349247	0.02	
						20190906	-575	Sale	348672	0.02	
						20190913	-4507	Sale	344165	0.02	
						20190920	24722	Purchase	368887	0.02	
						20190927	-115622	Sale	253265	0.02	
						20190930	116202	Purchase	369467	0.02	
						20191004	105041	Purchase	474508	0.03	
						20191011	26959	Purchase	501467	0.03	
						20191018	-23263	Sale	478204	0.03	
						20191025	2698	Purchase	480902	0.03	
						20191101	7877	Purchase	488779	0.03	
						20191108	-10118	Sale	478661	0.03	
						20191115	14848	Purchase	493509	0.03	
						20191122	4779	Purchase	498288	0.03	
						20191129	8750	Purchase	507038	0.03	
						20191206	-2410	Sale	504628	0.03	
						20191213	-29738	Sale	474890	0.03	





						20191220	-11055	Sale	463835	0.03		
						20191227	-222	Sale	463613	0.03		
						20191231	50	Purchase	463663	0.03		
						20200103	-2975	Sale	460688	0.03		
						20200110	-22497	Sale	438191	0.03		
						20200117	36009	Purchase	474200	0.03		
						20200124	37849	Purchase	512049	0.03		
						20200131	-461	Sale	511588	0.03		
						20200207	-14910	Sale	496678	0.03		
						20200214	-19099	Sale	477579	0.03		
						20200221	-1170	Sale	476409	0.03		
						20200228	-110	Sale	476299	0.03		
						20200306	-23926	Sale	452373	0.03		
						20200313	286	Purchase	452659	0.03		
						20200320	-45400	Sale	407259	0.03		
						20200327	-9162	Sale	398097	0.03		
				394188	0.03	20200331	-3909	Sale				
9	IN30012611194012	CANARA BANK	AAACC6106G	387178	0.03	20190331						PVT BANK
				387178	0.03	20200331	NIL	NIL				
10	IN30012610732967	RAVIKUMAR RAMKISHORE SANWALKA	AZJPS4760P	264000	0.02	20190330						INDIAN PUBLIC
						20190510	10000	Purchase	274000	0.02		
						20190927	50000	Purchase	324000	0.02		
						20200117	-10000	Sale	314000	0.02		
						20200124	-18000	Sale	296000	0.02		
				296000	0.02	20200331						

(v) Shareholding of Directors

S. No.	Name of Director	Shareholding		Date	Increase/ (Decrease) in Shareholding	Reason	Cumulative Shareholding during the year (01-Apr-19 to 31-Mar-20)	
		No. of Shares at the beginning (01-Apr-19)/ end of the year (31-Mar-20)	% of total shares of the Company				No. of Shares	% of total shares of the Company*
1	Mr. Ved Prakash	15		1-Apr-19	-	-	15	
		15		31-Mar-20				
2	Mr. Ashwani Sondhi	750		1-Apr-19	-	sale	750	
		250		31-Mar-20				
3	Mr. R.R. Sinha	0		1-Apr-19				
		0		31-Mar-20			0	
4	Mr. Umesh Sharma	0		1-Apr-19				
		0		31-Mar-20			0	
5	Mr. J. Ravishanker	0		1-Apr-19				
		0		31-Mar-20			0	





V. INDEBTEDNESS

(₹ in Crores)

Indebtedness of the Company including interest outstanding/ accrued but not due for payment

	Secured Loans excluding deposits	Unsecured Loans	Deposits	Total indebtedness
Indebtedness at the beginning of the financial Year				
i) Principal Amount	621.75	300.18		921.93
ii) Interest due but not paid				0
iii) Interest accrued but not due				3.28
Total (i+ii+iii)				925.21
Change in the indebtedness during the financial year				
(Reduction)/Addition- Principal Amount	(158.33)	2968.28		2809.95
(Reduction)/Addition- Interest Accrued but not due				8.97
Net Change				2818.92
Indebtedness at the end of the financial year				
i) Principal Amount	463.42	3268.46		3731.88
ii) Interest due but not paid				0
iii) Interest accrued but not due				12.25
Total (i+ii+iii)				3744.13

VI. REMUNERATION TO DIRECTORS AND KEY MANAGERIAL PERSONNEL

A. Remuneration to Managing Director, Whole Time Directors and/or Manager

S. No.	Particulars of Remuneration	Name of WTD					Total
		Mr. Ved Prakash	Mr. J. Ravi Shanker	Mr. Ashwani Sondhi	Mr. R.R. Sinha	Mr. Umesh Sharma	
1	Gross Salary						
	(a) Salary as per provisions contained in section 17(1) of the Income-tax Act, 1961	55,95,948	35,72,760	34,64,712	27,37,574	39,06,380	1,92,,77,374
	(b) Value of perquisites u/s 17(2) Income-tax Act, 1961						
	(c) Profits in lieu of salary under section 17(3) Income-tax Act, 1961						
2	Stock Options						
3	Sweat Equity						
4	Commission - as % of Profit - Others						
5	Others	11588	1626	1,09,637	12586	18,405	1,53,842
	TOTAL (A)	56,07,536	3574386	35,74,349	2750160	39,24,785	1,94,31,216
	Ceiling as per the Act	Not Applicable					




B. REMUNERATION TO OTHER DIRECTORS

(In ₹)

S. No.	Name of Directors							Total Amount	
	Mr. R. Anand	Mr. B.K. Shukla	Mr. R.R. Jadeja	Mr. Rajnish Goenka	Mr. Jayant Dasgupta	Mr. G. Manjunath	Ms. Swadhinta Krrishna		
	Independent Directors								
	Fees For Attending Board/ Committee Meetings	45000	15000	165000	195000	150000	165000	45000	780000
	Commission	0	0	0	0	0	0		0
	Others (Please Specify)	0	0	0	0	0	0		0
	Total (1)	45000	15000	165000	195000	150000	165000	45000	780000
	Other Non-Executive Directors	0	0	0	0	0	0		0
	Fees For Attending Board/ Committee Meetings	0	0	0	0	0	0		0
	Commission	0	0	0	0	0	0		0
	Others (Please Specify)	0	0	0	0	0	0		0
	Total (2)	0	0	0	0	0	0		0
	Total B = (1+2)	45000	15000	165000	195000	150000	165000	45000	780000
	Total Managerial Remuneration								
	Overall ceiling as per the Act	Not Applicable							

C. REMUNERATION TO KEY MANAGERIAL PERSONNEL OTHER THAN MD/MANAGER/WTD

(In ₹)

S. No.	Particulars of Remuneration	Name of WTD			Total
		CEO (Mr. Ved Prakash)	CFO (Mr. Umesh Sharma)	CS (Mr. G.Anandanarayanan)	
1	Gross Salary				
	(a) Salary as per provisions contained in section 17(1) of the Income-tax Act, 1961	55,95,948	39,06,380	30,95,760	1,25,98,028
	(b) Value of perquisites u/s 17(2) Income-tax Act, 1961				
	(c) Profits in lieu of salary under section 17(3) Income-tax Act, 1961				
2	Stock Options				
3	Sweat Equity				
4	Commission - as % of Profit - Others				
5	Others	11588	18,405	22,559	52552
	Medical Reimbursement, LTA			12,151	12151
	TOTAL	56,07,536	39,24,785	31,30,470	1,26,62,721

VII. PENALTIES / PUNISHMENT / COMPOUNDING OF OFFENCES

Type	Section of the Co. Act	Brief Description	Details of Penalty/ Punishment/Compounding fees imposed	Authority [RD/NCLT/ COURT]	Appeal made, if any (give Details)
Penalty	N.A.				
Punishment					
Compounding					
C. OTHER OFFICERS IN DEFAULT					
Penalty	N.A.				
Punishment					
Compounding					



J. K. Gupta & Associates

(Company Secretaries)

256 & 257, Vardhman City Center 2,
Near Shakti Nagar Railway Under Bridge,
Gulabi Bagh, Delhi- 110052

Tel : +91-11-23644449
+91-11-23654449
+91-11-23644447
Fax : +91-11-23644448
Mobile : +91-9810043622
Website : www.jkgupta.com
E-mail : jitesh@jkgupta.com

Form No. MR-3
SECRETARIAL AUDIT REPORT
For the Financial Year Ended 31st March 2020

[Pursuant to Section 204(1) of the Companies Act, 2013 and Rule no.9 of the Companies
(Appointment and Remuneration Personnel) Rules, 2014]

To,
The Members,
MMTC Limited
Core-1 Scope Complex
7 Institutional Area Lodhi Road
New Delhi 110003

We have conducted the Secretarial Audit of the compliance of applicable statutory provisions and the adherence to good corporate practices by MMTC Limited (hereinafter called MMTC/the company). Secretarial Audit was conducted in a manner that provided us a reasonable basis for evaluating the corporate conducts/ statutory compliances and expressing my opinion thereon.

Based on our verification of the MMTC Limited's books, papers, minutes books, forms and returns filed and other records maintained by the company and also the information provided by the Company, its officers, agents and authorized representatives during the conduct of secretarial audit, We hereby report that in our opinion, the company has, during the audit period covering the financial year ended on 31st March, 2020 complied with the statutory provisions listed hereunder and also that the Company has proper Board-processes and compliance-mechanism in place to the extent, in the manner and subject to the reporting made hereinafter:

We have examined the books, papers, minutes books, forms and returns filed, and other records maintained by the company for the financial year ended on 31st March, 2020 according to the provisions of:

- (i) The Companies Act, 2013 (the Act) and the rules made there under;
- (ii) The Securities Contracts (Regulation) Act, 1956 ('SCRA') and the rules made there under;
- (iii) The Depositories Act, 1996 and the Regulations and Byelaws framed there under;
- (iv) Foreign Exchange Management Act, 1999 and the rules and regulations made thereunder to the extent of Foreign Direct Investment, Overseas Direct Investment and External Commercial Borrowings; [Not applicable to the Company during the Audit Period]





(v) The following Regulations and Guidelines prescribed under the Securities and Exchange Board of India Act, 1992 ('SEBI Act'):-

- (a) The Securities and Exchange Board of India (Substantial Acquisition of Shares and Takeovers) Regulations, 2011; [**Not applicable to the Company during the Audit Period**]
- (b) The Securities and Exchange Board of India (Prohibition of Insider Trading) Regulations, 1992;
- (c) The Securities and Exchange Board of India (Issue of Capital and Disclosure Requirements) Regulations, 2009;
- (d) Securities and Exchange Board of India (Share Based Employee Benefits) Regulations, 2014; [**Not applicable to the Company during the Audit Period**]
- (e) The Securities and Exchange Board of India (Issue and Listing of Debt Securities) Regulations, 2008; [**Not applicable to the Company during the Audit Period**]
- (f) The Securities and Exchange Board of India (Registrars to an Issue and Share Transfer Agents) Regulations, 1993 regarding the Companies Act and dealing with client;
- (g) The Securities and Exchange Board of India (Buyback of Securities) Regulations, 1998; [**Not applicable to the Company during the Audit Period**]
- (h) Securities and Exchange Board of India (Listing Obligations and Disclosure Requirements) Regulations, 2015;
- (i) Securities and Exchange Board of India (Issue and Listing of Non-Convertible and Redeemable Preference Shares) Regulations, 2013; [**Not applicable to the Company during the Audit Period**]

We have also examined compliance with the applicable clauses of the following:

- (i) Secretarial Standards issued by The Institute of Company Secretaries of India.
- (ii) The Listing Agreements entered into by the Company with Bombay Stock Exchange and National Stock Exchange;
- (iii) DPE Guidelines on Corporate Governance for CPSEs.

During the period under review the Company has complied with the provisions of the Act, Rules, Regulations, Guidelines, Standards, etc. mentioned above subject to the following observations:

1. ***Compliance of Regulation 17 (1) (b) of Securities and Exchange Board of India (Listing Obligations & Disclosure Requirements) Regulations, 2015 and Clause 3.1.4 of the DPE Guidelines on Corporate Governance for Central Public Sector Enterprises with respect to the appointment of requisite no. of Independent Directors on the Board of the Company.***





Management Reply : *The Company being the Central PSU, the Board members of the company are appointed by the President of India, i.e. Ministry of Commerce & Industry. Hence, Administrative Ministry i.e. MOC&I is frequently made aware of in this regard and the company has been pursuing with the Ministry in this regard regularly.*

2. ***Compliance of Regulation 17 (1) (a) of Securities and Exchange Board of India (Listing Obligations & Disclosure Requirements) Regulations, 2015 and Clause 3.1.2 of the DPE Guidelines on Corporate Governance for Central Public Sector Enterprises with respect to the appointment of requisite no. of Functional Directors on the Board of the Company.***

Management Reply: *The Company being a Central PSU, the Board members are appointed by the President of India, i.e. Ministry of Commerce & Industry. Hence, the Administrative Ministry i.e. MOC&I is frequently made aware of in this regard and the company has been pursuing with the Ministry in this regard regularly.*

3. ***Compliance of Secretarial Standard (SS- 1) issued by the Institute of Company Secretaries of India in respect to the insertion of day and venue in the minutes of Board Meetings and meetings of Committee(s) of the Board.***

Management Reply: *The venue and date/time etc. are clearly mentioned in the Notice of the Board /Committee Meetings. However, in the minutes, the venue is specifically mentioned only when the meeting is convened in any other place other than the Registered Office of the company.*

We further report that:

In the absence of requisite number of Independent Directors and Functional Directors, the Company has not complied with the requirement, pertaining to the composition of the Board of Directors to be constituted as per the DPE Guidelines and SEBI (Listing Obligations & Disclosure Requirements) Regulations, 2015. The changes in the composition of the Board of Directors that took place during the period under review were carried out in compliance with the provisions of the Act.

Adequate notice is given to all directors to schedule the Board Meetings, agenda and detailed notes on agenda were sent within adequate time in advance, and a system exists for seeking and obtaining further information and clarifications on the agenda items before the meeting and for meaningful participation at the meeting from whole time directors.

Majority decision is carried through while the dissenting members' views are captured and recorded as part of the minutes.





We further report that:

There are adequate systems and processes in the company commensurate with the size and operations of the company to monitor and ensure compliance with applicable laws, rules, regulations, and guidelines.

The company has also been penalized by BSE/ NSE for non-compliance of Regulation 17(1) & 18 (1) of SEBI LODR, 2015 for non-appointment of woman director and for not having requisite number of independent directors in the company in the company for the financial year 2019-20, and for non-compliance in relation to Audit Committee, respectively.

Management Reply : *It is understood from the company that they have sought waiver of such penalty imposed by both NSE/BSE and that BSE has recently acceded to the request of the company for waiving off the penalty amount in this regard.*

For J. K. Gupta & Associates



JITESH GUPTA

FCS No. 3978

C P No. 2448

UDIN: F003978B000939649

Place: Delhi

Date: 14.10.2020

This report is to be read with our letter of even date which is annexed as “Annexure A” and forms an integral part of this report.



'ANNEXURE A'

To,

**The Members,
MMTC Limited**
Core-I Scope Complex
7 Institutional Area Lodhi Road
New Delhi 110003

Our Secretarial Audit Report for the Financial year ended on March 31st, 2020 is to be read along with this letter.

1. Maintenance of secretarial record is the responsibility of the management of the company. Our responsibility is to express an opinion on these secretarial records based on our audit.
2. We have followed the audit practices and processes as were appropriate to obtain reasonable assurance about the correctness of the contents of the Secretarial records. The verification was done on test basis to ensure that correct facts are reflected in secretarial records. We believe that the processes and practices, we followed provide a reasonable basis for our opinion.
3. We have relied on the Internal Auditors' Report for the period under review; hence we have verified the correctness and appropriateness of Statutory Compliances of the Company on sample basis. The qualifications/Observations mentioned in their Audit report also forming part of this report.
4. We have not verified the correctness and appropriateness of financial records and Books of Accounts of the company.
5. Wherever required, we have obtained the Management representation about the compliance of laws, rules and regulations and happening of events etc.
6. The compliance of the provisions of Corporate and other applicable laws, rules, regulations, standards is the responsibility of management. Our examination was limited to the verification of procedures on test basis.
7. The Secretarial Audit report is neither an assurance as to the future viability of the company nor of the efficacy or effectiveness with which the management has conducted the affairs of the company.

Place: Delhi
Date: 14.10.2020

For J. K. Gupta & Associates

J.K. Gupta
JITESH GUPTA
FCS No. 3978
C P No. 2448
Company Secretaries

UDIN: F003978B000939649



MANAGEMENT'S REPLY TO OBSERVATIONS OF SECRETARIAL AUDITOR IN THEIR REPORT FOR THE FINANCIAL YEAR 2019-20

AUDITORS' OBSERVATION	MANAGEMENT'S REPLY
<p>(1) Compliance of Regulation 17 (1) (b) of Securities and Exchange Board of India (Listing Obligations & Disclosure Requirements) Regulations, 2015 and Clause 3.1.4 of the DPE Guidelines on Corporate Governance for Central Public Sector Enterprises with respect to the appointment of requisite no. of Independent Directors on the Board of the Company.</p>	<p>In accordance with the provisions of Articles of Association of MMTC Ltd. and the Company being a Central PSU, all the Directors on the Board of the company are appointed by the President of India through the administrative Ministry i.e. Ministry of Commerce & Industry, Govt of India. The matter regarding filling up the vacant positions of Independent Directors including the requirement of appointment of a woman director on the Board, has been taken up with Department of Commerce, MOC&I. It is being pursued with the administrative Ministry regularly.</p>
<p>(2) Compliance of Regulation 17(1) (a) of Securities and Exchange Board of India (Listing Obligations & Disclosure Requirements) Regulations, 2015 and Clause 3.1.2 of the DPE Guidelines on Corporate Governance for Central Public Sector Enterprises with respect to the appointment of requisite no. of Functional Directors on the Board of the Company.</p>	<p>In accordance with the provisions of Articles of Association of MMTC Ltd. and the Company being a Central PSU, all the Directors on the Board of the company are appointed by the President of India through the administrative Ministry i.e. Ministry of Commerce & Industry, Govt of India. The administrative Ministry is aware of this matter and it is understood that steps are being taken by the Ministry in this regard.</p>
<p>(3) Compliance of Secretarial Standard (SS-1) issued by the Institute of Company Secretaries of India in respect to the insertion of day and venue in the minutes of Board Meetings and meetings of Committee(s) of the Board.</p>	<p>The venue and date/time etc. are clearly mentioned in the Notice of the Board/Committee Meetings. However, in the minutes, the venue is specifically mentioned only when the meeting is convened in any other place other than the Registered Office of the company. However, this point is taken note of and will be complied with henceforth.</p>



Form No. AOC-2

(Pursuant to clause (h) of sub-section (3) of section 134 of the Act and Rule 8(2) of the Companies (Accounts) Rules, 2014

Form for disclosure of particulars of contracts/arrangements entered into by the company with related parties referred to in sub-section (1) of section 188 of the Companies Act, 2013 including certain arms length transactions under third proviso thereto) during year 2019-20

Name of the Related Party	MMTC PAMP India Pvt Ltd	MMTC Transnational Pte. Ltd.	Neelachal Ispat Nigam Ltd
1. Details of contracts or arrangements or transactions not at arm's length basis			
a) Nature of the relationship	Joint Venture	Wholly Owned Foreign Subsidiary	Associate
b) Nature of contracts/arrangements /transactions	Sale of bullion and minted products, refining and job work.	MTPL Singapore enters into sale/purchase agreement with MMTC lot-wise/shipment-wise wherein MTPL is the seller and MMTC is the buyer. Similarly, MTPL also participates in global tenders regularly along with other bidders wherein being a WOS of MMTC is exempted from giving EMD, Performance Guarantee Bond and KYC norms as applicable for other bidders.	Shareholders Agreement between MMTC & Govt. of Orissa through M/s. IPICOL by way of equity participation of MMTC upto 49.78% as a Managing Promoter. AS also the Agreement for sale/purchase of finished goods was signed between MMTC & NINL vide agreement dtd. 06.08.1999, amended on 22.06.2012.
c) Duration of contracts/arrangements /transactions	MOU for marketing of upto 26% of MPIPL's total production entered with MPIPL on 20.7.2018 which is subject to time to time amendments as agreed upon by both the parties. This supersedes the earlier MOU.	Ongoing basis as long as the requirement for buying and selling subsists	Ongoing basis as long as the requirement for buying and selling subsists.
d) Salient terms of the contracts of arrangements or transactions including the value if any	With regard to the most recent MOU signed with MPIPL, the salient terms are: 1) MMTC may from time to time indicate its intent to purchase from existing MPIPL stocks at various locations across India Gold/Silver bullion Bars (Kilogram Bar of 995 Purity or 100 gm Gold Bar of 999 purity and silver bars of 0.999 fine purity) at applicable premium fixed by MPIPL for each location. 2) Duly authorised personnel of CBO MMTC Corporate Office shall price all bullion with MPIPL pricing desk. The minimum fixing lot will be 1 kg for Gold Bars and 100 Kg for Silver Bars. Value- ₹ 92.54 Cr.	As at (b) above. Value- ₹ 201.25 Cr.	Agreement between MMTC & Govt. of Orissa through M/s. IPICOL envisaging that MMTC shall organize supply of raw materials and consumables for the plant on mutually agreed terms, domestic sale and export of products of the JV Company shall be arranged by MMTC at mutually agreed terms between MMTC & NINL. Agreement for sale/purchase of finished goods was signed between MMTC & NINL vide agreement dtd. 06.08.1999, amended on 22.06.2012. Value- ₹ 1773.23 Cr. Only for sale & purchase of goods and service.



e) Justification for entering into such contracts or arrangements or transactions	<ol style="list-style-type: none"> 1) To improve margins and the topline. 2) Alternate supply source (LBMA accredited refinery thus meeting our quality requirements) of bullion bars in the domestic market particularly useful when the supply in the market from imports is restricted due to government policies (eg. 80:20 scheme). 3) For refining and minting of gold and silver medallions to take advantage of the retail boom by providing high quality products especially considering the breakdown of machinery in our Jhandewalan mint. 	Being the L1 bidder against the tenders floated by MMTC.	As mentioned above.
f) Dates of approval by Board	30.05.2019	30.05.2019	30.05.2019
g) Amount paid/debited as advances if any	None	None	₹ 626.44 Cr.
2. Details of material contracts or arrangement or transactions at arm's length basis: As per MOU with MPIPL on arms length basis as mentioned above.			



कार्यालय प्रधान निदेशक लेखापरीक्षा
उद्योग एवं कॉर्पोरेट कार्य
ए.जी.सी.आर. भवन, आई.पी. एस्टेट,
नई दिल्ली-110 002



OFFICE OF THE PRINCIPAL DIRECTOR OF AUDIT
INDUSTRY AND CORPORATE AFFAIRS
A G C R BUILDING, I.P. ESTATE
NEW DELHI-110 002

संख्या: एएमजी-IV/11(1)/ एमएमटीसी/वार्षिक खाता/2019-20/2020-21/34। दिनांक: 08/10/2020

सेवा में,

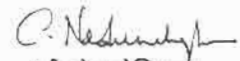
अध्यक्ष एवं प्रबंध निदेशक
एमएमटीसी लिमिटेड,
कोर 1, स्कोप कॉम्प्लेक्स, 7 इंस्टीट्यूशनल एरिया
लोधी रोड, नई दिल्ली-110003.

विषय : कंपनी अधिनियम 2013 की धारा 143 (6) (b) के अधीन 31 मार्च 2020 को समाप्त वर्ष के लिए एमएमटीसी लिमिटेड के वार्षिक वित्तीय लेखों पर भारत के नियंत्रक एवं महालेखापरीक्षक की टिप्पणियाँ।

महोदय,

कंपनी अधिनियम 2013 की धारा 143 (6) (b) के अधीन 31 मार्च 2020 को समाप्त हुए वर्ष के लिए एमएमटीसी लिमिटेड के वार्षिक वित्तीय लेखों पर भारत के नियंत्रक एवं महालेखापरीक्षक की टिप्पणियाँ अग्रेषित की जा रही हैं। इन टिप्पणियों को कंपनी की वार्षिक रिपोर्ट में प्रकाशित किया जाये।

भवदीय,


(सी. नेडून्चेलियन)

प्रधान निदेशक लेखा परीक्षा
(उद्योग एवं कॉर्पोरेट मामले)
नई दिल्ली

संलग्नक:- यथोपरि

दूरभाष / Phone : +91-11-23702357, फैक्स / Fax: +91-11-23702359, E-mail : pdaica@cag.gov.in



**COMMENTS OF THE COMPTROLLER AND AUDITOR GENERAL OF INDIA
UNDER SECTION 143(6)(b) OF THE COMPANIES ACT, 2013 ON THE
FINANCIAL STATEMENTS OF MMTC LIMITED FOR THE YEAR ENDED 31
MARCH 2020**

The preparation of Financial Statements of MMTC Limited for the year ended 31 March 2020 in accordance with the financial reporting framework prescribed under the Companies Act, 2013 is the responsibility of the management of the Company. The Statutory Auditor appointed by the Comptroller and Auditor General of India under section 139(5) of the Act is responsible for expressing opinion on the financial statements under section 143 of the Act based on independent audit in accordance with the standards on auditing prescribed under section 143(10) of the Act. This is stated to have been done by them vide their Audit Report dated 31 July 2020.

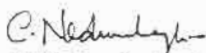
I, on behalf of the Comptroller and Auditor General of India, have conducted a supplementary audit of the financial statements of MMTC Limited for the year ended 31 March 2020 under section 143(6)(a) of the Act. This supplementary audit has been carried out independently without access to the working papers of the statutory auditor and is limited primarily to inquiries of the statutory auditor and company personnel and a selective examination of some of the accounting records.

Based on my supplementary audit, I would like to highlight the following significant matter under section 143(6)(b) of the Act which have come to my attention and which in my view is necessary for enabling a better understanding of the financial statements and the related Audit Report:

A. Annexure I to the Independent Auditor's Report

Para 35 (e) of the Guidance Note on Companies (Auditor's Report) Order, 2016, as issued by the Institute of Chartered Accountants of India, stipulates that where physical verification of all fixed assets is not made by the Management during the year, it will be necessary for the auditor to report that fact. However, the Statutory Auditor in Annexure I of his Report (point No.1 (ii)) has only reported that "Based on the physical verification reports produced before us, in our opinion the said assets have been physically verified by the management at reasonable intervals". The Statutory Auditor has not reported the fact that the fixed assets provided to the Ministry of Commerce and at the residences of senior executives of the company have not been physically verified. Thus, the Independent Auditor's Report is deficient to that extent.

**For and on behalf of the
Comptroller & Auditor General of India**


**(C. Nedunchezian)
Principal Director of Audit
(Industry & Corporate Affairs)
New Delhi**

**Place: New Delhi
Date:**



भारतीय लेखापरीक्षा तथा लेखा विभाग
कार्यालय प्रधान निदेशक लेखापरीक्षा
(उद्योग एवं कॉर्पोरेट मामले) नई दिल्ली
INDIAN AUDIT AND ACCOUNTS DEPARTMENT
Office of the Principal Director of Audit
(Industry & Corporate Affairs) New Delhi

संख्या: एएमजी-IV/11(2)/ एमएमटीसी/वार्षिक खाता-सीएफएस/2019-20/2020-21/ 344 दिनांक: 09/10/2020
/10/2020

सेवा में,


अध्यक्ष एवं प्रबन्ध निदेशक,
एमएमटीसी लिमिटेड,
कोर 1, स्कोप कॉम्प्लेक्स, 7 इन्स्टीट्यूशनल एरिया
लोधी रोड, नई दिल्ली-110003.

विषय : कंपनी अधिनियम 2013 की धारा 143 (6) (b) के साथ धारा 129 (4) के अधीन 31 मार्च 2020 को समाप्त वर्ष के लिए एमएमटीसी लिमिटेड के समेकित वार्षिक वित्तीय लेखों (Consolidated Annual Financial Statements) पर भारत के नियंत्रक एवं महालेखापरीक्षक की टिप्पणियाँ ।

महोदय,

कंपनी अधिनियम 2013 की धारा 143 (6) (b) के साथ धारा 129 (4) के अधीन 31 मार्च 2020 को समाप्त हुए वर्ष के लिए एमएमटीसी लिमिटेड के समेकित वार्षिक वित्तीय लेखों (Consolidated Annual Financial Statements) पर भारत के नियंत्रक एवं महालेखापरीक्षक की टिप्पणियाँ अंग्रेषित की जा रही हैं। इन टिप्पणियों को कंपनी की वार्षिक रिपोर्ट में प्रकाशित किया जाये।

भवदीय,


(सी. नेडुन्चेलियन)

प्रधान निदेशक लेखा परीक्षा
(उद्योग एवं कॉर्पोरेट मामले)
नई दिल्ली

संलग्नक:- यथोपरि



COMMENTS OF THE COMPTROLLER AND AUDITOR GENERAL OF INDIA UNDER SECTION 143(6)(b) READ WITH SECTION 129(4) OF THE COMPANIES ACT, 2013 ON THE CONSOLIDATED FINANCIAL STATEMENTS OF MMTC LIMITED FOR THE YEAR ENDED 31 MARCH 2020

The preparation of consolidated financial statements of MMTC Limited for the year ended 31 March 2020 in accordance with the financial reporting framework prescribed under the Companies Act, 2013(Act) is the responsibility of the management of the company. The statutory auditor appointed by the Comptroller and Auditor General of India under section 139 (5) read with section 129 (4) of the Act is responsible for expressing opinion on the financial statements under section 143 read with section 129 (4) of the Act based on independent audit in accordance with the standards on auditing prescribed under section 143(10) of the Act. This is stated to have been done by them vide their Audit Report dated 31 July 2020.

I, on behalf of the Comptroller and Auditor General of India, have conducted a supplementary audit of the consolidated financial statements of MMTC Limited for the year ended 31 March 2020 under section 143(6)(a) read with section 129(4) of the Act. We conducted a supplementary audit of the financial statements of MMTC Limited (the Company), but did not conduct supplementary audit of the financial statements of Neelachal Ispat Nigam Limited (Joint venture) for the year ended on that date. Further, section 139(5) and 143(6)(a) of the Act are not applicable to six Joint Ventures/Subsidiary (Annexure A), being private entities/entity incorporated in Foreign country under the respective laws, for appointment of their Statutory Auditor and for conduct of supplementary audit. Accordingly, Comptroller and Auditor General of India has neither appointed the Statutory Auditors nor conducted the supplementary audit of these companies. This supplementary audit has been carried out independently without access to the working papers of the statutory auditors and is limited primarily to inquiries of the statutory auditors and company personnel and a selective examination of some of the accounting records.

On the basis of my supplementary audit nothing significant has come to my knowledge which would give rise to any comment upon or supplement to statutory auditors' report under section 143(6)(b) of the Act.

Place: New Delhi
Date:

**For and on behalf of the
Comptroller & Auditor General of India**
P. Nedunchezian
(C: Nedunchezian)
**Principal Director of Audit
(Industry & Corporate Affairs)**
New Delhi

**Details of JVs/Associates of MMTTC Limited**

Sl. No.	Name of the Company	JV/Subsidiary	Status
1.	MMTC Gitanjali Limited	Joint Venture	Private entities
2.	MMTC PAMP India Pvt. Ltd.	Joint Venture	Private entities
3.	SICAL Iron Ore Terminal Limited	Joint Venture	Private entities
4.	TM Mining Company Limited	Joint Venture	Private entities
5.	Free Trade Ware-housing Pvt. Limited	Joint Venture	Private entities
6.	MMTC Transnational Pte. Ltd	subsidiary	Incorporated in Foreign country



MANAGEMENT'S REPLY TO COMMENTS OF C&AG UNDER SECTION 143(6)(6) OF THE COMPANIES ACT 2013 ON STANDALONE FINANCIAL STATEMENTS FOR THE YEAR ENDED 31ST MARCH 2020

Para no.	C&AG'S COMMENTS	MANAGEMENT'S REPLY
	Key Audit Matters	
1.	<p>Based on my supplementary audit , I would like to highlight the following significant matter under section 143(6)(b) of the Act which have come to my attention and which in my view is necessary for enabling a better understanding of the financial statements and related Audit Report.</p> <p><u>Annexure I to the Independent Auditor's Report</u></p> <p>Para 35© of the Guidance Notes on Companies (Auditor's Report) Order, 2016, as issued by the Institute of Chartered Accountants of India, stipulates that where physical verification of all fixed assets is not made by the Management during the year, it will be necessary for the auditor to report that fact. However, the Statutory Auditor in Annexure I of his Report (Point No.1 (ii) has only reported that " Based on the physical verification reports produced before us , in our opinion the said assets have been physically verified by the Management at reasonable intervals". The Statutory Auditor has not reported the fact that the fixed assets provided to the Ministry of Commerce and at the residences of senior executives of the company have not been physically verified. Thus the Independent Auditor's Report is deficient to that extent.</p>	<p>From time to time, with the approval of Competent Authority, based on requirement of MOC&I, required items have been provided to MOC&I for official use of Senior Officials/ Authorities. The said items are placed in different locations in Udyog Bhawan which houses the Ministry of Commerce & Industry. Though, the Senior Official(s)/ Authorities continue keep on changing from time to time but since MOC&I is housed in Udyog Bhawan, the items provided to the Ministry remain in Udyog Bhawan for Official use. Physical verification may not be practically advisable at this stage specially because of COVID situation.</p> <p>In respect of fixed assets items provided to Senior Executives of the Company at their residence, the same are being given to them as per their entitlement. The cost of fixed assets provided, is recoverable from the monthly salary of the Senior Executives @ 2.5% of their basic pay. However, the confirmation from the Senior Executives were obtained and placed in the Physical verification file.</p> <p>The Statutory Auditor have noted for compliance in future.</p> <p>The written down value (WDV) of assets lying with MOC&I is Rs NIL.</p>





INDEPENDENT AUDITOR'S REPORT

TO THE MEMBERS OF MPMC LTD.

Report on the Standalone Financial Statements

Opinion

We have audited the accompanying standalone financial statements of MPMC Limited ("the Company"), which comprises the Balance Sheet as at 31st March, 2020, the statement of Profit and Loss (including other comprehensive income), the Statement of Cash Flows and Statement of Changes in Equity for the year then ended, and notes to the financial statements including a summary of significant accounting policies and other explanatory information, in which are incorporated the financial statements for the year ended on that date audited by the Branch Auditors of the Company's Regional Offices at Mumbai, Kolkata, Ahmedabad, Vizag, Chennai, Hyderabad, Bhubaneswar and Jaipur.

In our opinion and to the best of our information and according to the explanations given to us, the aforesaid standalone financial statements give the information required by the Companies Act, 2013 in the manner so required and give a true and fair view in conformity with the accounting principles generally accepted in India, of the state of affairs of the Company as at March 31, 2020 and its loss and total comprehensive income (Comprising of net loss and total comprehensive loss), changes in equity and its cash flows for the year ended on that date.

Basis for Opinion

We conducted our audit in accordance with the Standards on Auditing (SAs) specified under section 143(10) of the Companies Act, 2013. Our responsibilities under those Standards are further described in the Auditor's Responsibilities for the Audit of the Financial Statements section of our report. We are independent of the Company in accordance with the Code of Ethics issued by the Institute of Chartered Accountants of India together with the ethical requirements that are relevant to our audit of the financial statements under the provisions of the Companies Act, 2013 and the Rules thereunder, and we have fulfilled our other ethical responsibilities in accordance with these requirements and the Code of Ethics. We believe that the audit evidence we have obtained is sufficient and appropriate to provide a basis for our opinion.

Key Audit Matters

Key audit matters are those matters that, in our professional judgment, were of most significance in our audit of the financial statements of the current period. These matters were addressed in the context of our audit of the financial statements as a whole, and in forming our opinion thereon, and we do not provide a separate opinion on these matters.

Sr. No.	Key Audit Matter	Auditor's Response
1.	Refer note 36(b) regarding need for replacing the existing old ERP with integrated and latest ERP system. In the absence of the one, the recent changes in laws such as Depreciation Schedule in Companies Act, introduction of GST etc. are not seamlessly captured in the system.	We performed following test in detail to ensure that all the entries passed in different accounting packages / software have been duly mapped in the preparation of financial statements as on Balance Sheet date: <ul style="list-style-type: none"> • Performed cut off procedure • Performed reconciliation of entries passed in different platforms
2.	Refer note no. 34 on the claims not acknowledged as debt incorporating therein claims on account of pending legal cases. There are large numbers of cases pending before various adjudicating authorities. These legal cases involve significant judgement to determine the possible outcome of those disputes and independent legal assessment to pursue the case. The company has 8 regional offices and different divisions to handle the trade activities including accounting of that particular activity. However, in lot of cases the legal cases are pursued at corporate office level while related financial information / transactions are dealt at RO level, thereby difficulties are faced in giving a comprehensive and holistic treatment to the transaction.	We obtained list of all the pending legal cases handled at Corporate office legal division on 31st March 2020 with a note from management on the changes in the status of the cases from that of last year. We considered the effect of information provided by the management and analysed the impact of financial obligation of the Company. It was suggested to management to have legal cases and financial obligation if any at the same location in order to have clarity in reporting in financial statement.





3.	Refer Note no. 11 include advance to related parties wherein interest income on loan/advance given to NINL has not been recognized as an income during the year.	<p>In view of the significance of the matter, we applied following audit procedures in this area, among others to obtain sufficient appropriate evidence.</p> <p>We discussed the matter with the management to understand the possibility of recovery of interest</p> <p>Considered the appropriateness of Company's revenue recognition policy and its compliance in terms of INDAS 115 Revenue recognition.</p> <p>Assessed the relevant disclosures made in the financial statements.</p>
4.	<p>Assessment of impairment of investment in subsidiary and joint ventures(Refer note no. 6)</p> <p>The company as at 31st march,2020 has non-current and current investments.</p>	<p>Our audit procedures include but we are not limited to the following:</p> <p>Obtained and understanding of the management process.</p> <p>Discussed extensively with management regarding impairment indicators and evaluated the design and testing operating effectiveness of controls.</p> <p>Assessed the methodology used by the management to estimate the recoverability of investment and ensured that it is consistent with applicable accounting standards.</p>

Emphasis of Matters

1. We draw attention to Note No. 36(c) to the standalone financial Statements in respect of fund based and Non-fund based exposure of the Company in M/s Neelachal Ispat Nigam Limited (NINL) - a joint venture Company.
2. We draw attention to the Note no. 49 of the statements which describes the impact of covid-19, a global pandemic, on the operations and financial matters of the company.

Our opinion is not modified in respect of these matters.

Management's Responsibility for the Standalone Financial Statements

The Company's Board of Directors is responsible for the matters stated in section 134(5) of the Companies Act, 2013 ("the Act") with respect to the preparation of these standalone financial statements that give a true and fair view of the financial position, financial performance, changes in equity and cash flows of the Company in accordance the accounting principles generally accepted in India, including the accounting Standards specified under section 133 of the Act. This responsibility also includes maintenance of adequate accounting records in accordance with the provisions of the Act for safeguarding of the assets of the Company and for preventing and detecting frauds and other irregularities; selection and application of appropriate accounting policies; making judgments and estimates that are reasonable and prudent; and design, implementation and maintenance of adequate internal financial controls, that were operating effectively for ensuring the accuracy and completeness of the accounting records, relevant to the preparation and presentation of the financial statement that give a true and fair view and are free from material misstatement, whether due to fraud or error.

In preparing the financial statements, management is responsible for assessing the Company's ability to continue as a going concern, disclosing, as applicable, matters related to going concern and using the going concern basis of accounting unless management either intends to liquidate the Company or to cease operations, or has no realistic alternative but to do so.

Those Board of Directors are also responsible for overseeing the Company's financial reporting process.

Auditors' Responsibilities for the audit of Financial Statements

Our objectives are to obtain reasonable assurance about whether the financial statements as a whole are free from material misstatement, whether due to fraud or error, and to issue an auditor's report that includes our opinion. Reasonable assurance is a high level of assurance, but is not a guarantee that an audit conducted in accordance with SAs will always detect a material misstatement when it exists. Misstatements can arise from fraud or error and are considered material if, individually or in the aggregate, they could reasonably be expected to influence the economic decisions of users taken on the basis of these financial statements.

As part of an audit in accordance with SAs, we exercise professional judgment and maintain professional skepticism throughout the audit. We also:





- Identify and assess the risks of material misstatement of the financial statements, whether due to fraud or error, design and perform audit procedures responsive to those risks, and obtain audit evidence that is sufficient and appropriate to provide a basis for our opinion. The risk of not detecting a material misstatement resulting from fraud is higher than for one resulting from error, as fraud may involve collusion, forgery, intentional omissions, misrepresentations, or the override of internal control.
- Obtain an understanding of internal control relevant to the audit in order to design audit procedures that are appropriate in the circumstances. Under section 143(3)(i) of the Companies Act, 2013, we are also responsible for expressing our opinion on whether the company has adequate internal financial controls system in place and the operating effectiveness of such controls.
- Evaluate the appropriateness of accounting policies used and the reasonableness of accounting estimates and related disclosures made by management.
- Conclude on the appropriateness of management's use of the going concern basis of accounting and, based on the audit evidence obtained, whether a material uncertainty exists related to events or conditions that may cast significant doubt on the Company's ability to continue as a going concern. If we conclude that a material uncertainty exists, we are required to draw attention in our auditor's report to the related disclosures in the financial statements or, if such disclosures are inadequate, to modify our opinion. Our conclusions are based on the audit evidence obtained up to the date of our auditor's report. However, future events or conditions may cause the Company to cease to continue as a going concern.
- Evaluate the overall presentation, structure and content of the financial statements, including the disclosures, and whether the financial statements represent the underlying transactions and events in a manner that achieves fair presentation.

We communicate with those charged with governance regarding, among other matters, the planned scope and timing of the audit and significant audit findings, including any significant deficiencies in internal control that we identify during our audit.

We also provide those charged with governance with a statement that we have complied with relevant ethical requirements regarding independence, and to communicate with them all relationships and other matters that may reasonably be thought to bear on our independence, and where applicable, related safeguards.

From the matters communicated with those charged with governance, we determine those matters that were of most significance in the audit of the standalone financial statements of the current period and are therefore the key audit matters. We describe these matters in our auditors' report unless law or regulation precludes public disclosure about the matter or when, in extremely rare circumstances, we determine that a matter should not be communicated in our report because the adverse consequences of doing so would reasonably be expected to outweigh the public interest benefits of such communication.

Other Matters

We did not audit the financial statements/ financial information of 8 Regional Offices included in the standalone financial statements of the Company whose financial statements/financial information reflect total assets of INR 4335.01 Crores as at March 31, 2020 and total revenue of INR12453.96 Crores for the year ended on that date, as considered in the standalone financial statements. The financial statements/financial information of these branches have been audited by the branch auditors whose reports have been furnished to us, and our opinion in so far as it relates to the amounts and disclosures included in respect of these branches, is based solely on the report of such branch auditors.

Our opinion is not modified in respect of this matter.

Report on Other Legal and Regulatory Requirements

1. As required by the Companies (Auditor's Report) Order, 2016 ("the Order") issued by the Central Government of India in terms of sub-section (11) of section 143 of the Act, we give in the "**Annexure-1**" a statement on the matters specified in the paragraph 3 and 4 of the Order, to the extent applicable.
2. As required by Section 143 (3) of the Act, we report that:
 - a) We have sought and obtained all the information and explanations, which to the best of our knowledge and belief were necessary for the purposes of our audit;
 - b) In our opinion, proper books of account as required by law have been kept by the Company so far as it appears from our examination of those books;
 - c) The reports on the accounts of the branch offices of the Company audited under section 143 (8) of the Act by the Branch auditors have been sent to us and have been properly dealt with by us in preparing this report;
 - d) The Balance Sheet, the Statement of Profit and Loss, the Cash Flow Statement and Statement of Changes in Equity dealt with by this report are in agreement with the books of account;





- e) In our opinion, the aforesaid standalone financial statements comply with the Accounting Standards specified under Section 133 of the Act read with the Companies (Indian Accounting Standards) Rules, 2015 as amended;
 - f) Being a Government Company pursuant to the Notification No. GSR 463(E) dated 5 June 2015 issued by the Ministry of Corporate Affairs, Government of India, provisions of sub-section (2) of Section 164 of the Act, are not applicable to the Company;
 - g) With respect to the adequacy of internal financial controls over financial reporting of the company and operating effectiveness of such controls, refer to our separate Report in "**Annexure-2**"
 - h) With respect to the other matters to be included in the Auditor's Report in accordance with Rule 11 of the Companies (Audit and Auditors) Rules, 2014, in our opinion and to the best of our information and according to the explanations given to us
 - i. There are pending litigations including matters relating to sales tax, custom duty and excise duty which are disclosed as contingent liability - refer to Note 34 to the standalone financial statements, the impact of the same is unascertainable as the matters are *sub-judice*.
 - ii. The Company has made provision, as required under the applicable law or accounting standards, for material foreseeable losses, if any, on long term contracts including derivative contracts.
 - iii. There has been no delay in transferring amounts required to be transferred to the investors Education and Protection Fund by the Company.
3. As required by C & AG of India through directions, issued under Section 143 (5) of the Companies Act, 2013, we give our report in the attached "**Annexure-3**"

For M.L. Puri & Co.
Chartered Accountants
FRN: 002312N

Place: New Delhi
Date: 31.07.2020
UDIN: 20095584AAAAJK3981

CA. R.C. Gupta
Partner
M No.: 095584





Annexure-1 To the Independent Auditors' Report on the Standalone Financial Statements of MMTC LTD.

(Referred to in Paragraph 1 under the "Report on Other Legal and Regulatory Requirement")

We further report that:

1. In Respect of Its Fixed Assets

- i. The Company has maintained proper records in respect of its fixed assets showing full particulars including quantitative details and situation of fixed asset. However, in some cases original, date of acquisition etc. not shown properly.
- ii. Based on the physical verification reports produced before us, in our opinion, the said assets have been physically verified by the management at reasonable intervals.
- iii. Title Deeds of immoveable property are held in the name of the company except in the case mentioned below:

Region/Office	Asset Description	Gross Value (In Rs.)	Area	Remarks
Corporate Office	Leasehold Land (Scope) Office Building (Scope)	1.04 Crore 5.74 Crore	-	Lease Deed is in the name of scope which is yet to be executed in favour of the company

2. In Respect of Its Inventory

- i. As explained to us, the inventories have been physically verified during the year by the management.
- ii. In our opinion and according to the information and explanation given to us, no material discrepancies were noticed during the course of physical verification.
- iii. In our opinion and according to the information and explanation given to us, the procedure of physical verification of inventories followed by the management needs to be further strengthened in relation to the size of the MMTC Limited and the nature of its business.

3. Loans given to parties covered under section 189-Refer note no-36(c)

The company has granted unsecured loan to one of its joint venture company, M/s Neelachal Ispat Nigam Limited.

- i. In our opinion and according to the information and explanation given to us, terms and conditions on which loan has been granted is not prejudicial to the interest of the company.
- ii. According to the information and explanation given to us, payment terms of loan and interest were revised by the Board by granting extension and enhancing credit facility for which a fresh agreement is yet to be entered.
- iii. According to the information and explanation given to us and in consequence to extension of credit facility extended for which agreement is yet to be entered, we are unable to comment upon the amount overdue, if any, as on balance sheet date.

4. Compliance of Provision of Section 185 and 186 of the Companies Act, 2013 in respect of loans, guarantees and securities-Refer note no-36(c)

The Board of Directors of the Company, during the year, has enhanced the credit facilities to one of its joint Venture- M/s Neelachal Ispat Nigam Ltd. (NINL) from Rs 2612Cr. to Rs. 3300Cr. thereby the total outstanding from NINL increased to Rs. 3221 Cr. as on 31st March 2020 (PY Rs. 2594.56 Crores).

5. Acceptance of Deposits

According to the information and explanations given to us, the company has not accepted deposits as per the directive issued by the Reserve Bank of India and the provision of Section 73 to 76 of the Act or any other relevant provision of the Act and the rules framed there under.

6. Maintenance of Cost Records

As explained to us, maintenance of cost records has not been prescribed by the Central Government for the company under Section 148(1) of the Act.

7. Undisputed & Disputed Statutory Dues

- (a) According to the information and explanations given to us and as per the records verified by us, the Company has been regular in depositing undisputed statutory dues including Income Tax, Provident Fund dues, Professional Tax, Value Added Tax and Service Tax with the appropriate authorities.



- (b) There were no undisputed amount payable in respect of Income Tax, Provident Fund dues, Professional Tax, GST, Value Added Tax and Service Tax and other statutory dues in arrear as at 31st March 2020 for more than six months from the date they became payable. **Excepting the amount of demand raised by CPC (TDS) from the year 2007-08 to 2018-19 for Rs. 2, 74,760 (As reported by Bhubneshwar region).**
- (c) In case of dues of Income Tax or sales tax or service tax or duty of custom or duty of excise or value added tax or cess which have not been deposited on account of any dispute are attached as "Annexure A":

8. Loans from Banks/Financial Institutions/Government/Debentures

According to the information and explanations given to us and as per the records verified by us, the Company has not defaulted in repayment of loans or borrowings to a financial institution, bank, Government or dues to debenture holders.

9. Proceeds of Public Issue(including debt instruments)/Term Loans

According to the information and explanations given to us and as per the records verified by us, the Company has not raised any money during the year through initial/further public offer (including debt instruments). Term loans raised by the company during the year have been utilized for the purpose for which they were obtained.

10. Frauds on or by the Company

According to the information and explanations given to us and based on the audit procedures performed in accordance with the generally accepted auditing practices in India, we report that no fraud by the company or on the Company by its officers or employees has been noticed or reported during the year.

11. Managerial Remuneration

As per notification No. GSR 463(E) dated 5 June 2015 issued by the Ministry of Corporate Affairs, Government of India, Section 197 of Companies Act, 2013 is not applicable to the Company. Accordingly, paragraph 3(xi) of the Order is not applicable to the Company.

12. Nidhi Companies

In our opinion and according to the information and explanations given to us, the Company is not a Nidhi Company. Accordingly, the provisions of paragraph 3(xii) of the Order are not applicable to the Company.

13. Related Party Transactions

According to the information and explanations given during the course of our verification, in our opinion, all transactions with the related parties made by the company are in compliance with section 177 and 188 of the Act, where applicable and the relevant details in respect of such transactions have been appropriately disclosed in the standalone Financial Statements under Ind As-24 – "Related Party Disclosures" specified under Section 133 of the Act read with relevant rules.

14. Preferential Issue

According to the information and explanations given to us and based on our examination of records, the company has not made any preferential allotment or private placement of shares or fully or partly convertible debentures during the year. Accordingly, the provisions of paragraph 3(xiv) of the Order are not applicable to the Company.

15. Non-Cash Transactions with Directors etc.

According to the information and explanations given to us and based on our examination of records of the Company, the Company has not entered into any non-cash transactions with directors or persons connected with the directors as referred to in section 192 of Companies Act, 2013. Accordingly, paragraph 3(xv) of the Order is not applicable to the Company.

16. Provision of 45-IA of the Reserve Bank of India Act, 1934

According to the information and explanations given to us, the Company is not required to be registered under Section 45-IA of the Reserve Bank of India Act, 1934. Accordingly, paragraph 3(xvi) of the Order is not applicable to the Company.

**For M.L. Puri & Co.
Chartered Accountants
FRN: 002312N**

**Place: New Delhi
Date: 31.07.2020**

**CA. R.C. Gupta
Partner
M No.: 095584**



**Annexure "A" to Clause 7 (iii) of Annexure 1 to Independent Auditors'
Report on the Standalone Financial Statements of MMT Limited**

Mumbai Region

Nature of Statute	Nature of Dues	Year	Amount Involved	Amount Deposited	Authority
Bombay Sales Tax Act	Sales Tax	1989-90	15,01,06,778	5,00,000	Jt. Comm. Of Sale tax (Appeal IV)
Bombay Sales Tax Act	Sales Tax	1990-91	23,35,46,478	5,00,000	Jt. Comm. Of Sale tax (Appeal IV)
Bombay Sales Tax Act	Sales Tax	1991-92	32,98,738	4,00,000	Jt. Comm. Of Sale tax (Appeal IV)
Bombay Sales Tax Act	Sales Tax	2001-02	45,03,961	-	Jt. Comm. Of Sale tax (Appeal I)
Bombay Sales Tax Act	Sales Tax	2004-05	42,00,789	-	Jt. Comm. Of Sale tax (BST Appeals)
Maharashtra VAT, 2002	Sales Tax	2008-09	13,04,722	71,495	Maharashtra Sales Tax Tribunal
Maharashtra VAT, 2002	Sales Tax	2007-08	0**	-	Maharashtra Sales Tax Tribunal
Maharashtra VAT, 2002	Sales Tax	2010-11	45,01,471	2,78,400	Maharashtra Sales Tax Tribunal
Maharashtra VAT, 2002	Sales Tax	2009-10	17,22,430	94,380	Maharashtra Sales Tax Tribunal
Maharashtra VAT, 2002	Sales Tax	2011-12	0*	-	Jt. Comm. Of Sale tax (Appeal VI)
Maharashtra VAT, 2002	Sales Tax	2013-14	13,29,839	72,921	Jt. Comm. Of Sale tax (Appeal VI)
Central Sale Tax, 1956	Sales Tax	2011-12	48,25,144*	1,00,000	Jt. Comm. Of Sale tax (Appeal VI)
Central Sale Tax, 1956	Sales Tax	2008-09	51,81,979	-	Maharashtra Sales Tax Tribunal
Central Sale Tax, 1956	Sales Tax	2007-08	71,97,308	-	Maharashtra Sales Tax Tribunal
Central Sale Tax, 1956	Sales Tax	2014-15	7,63,905	405,793	Jt. Commissioner of sales tax (Appeal VI)
Custom Act, 1962	Custom Act	2012-13	34,92,29,671	28,41,24,643	Commissioner of Customs

*Both Appeals are filed with same appellate authority for common issue.

**Filed Second appeal for seeking more refund than granted in 1st appeal.

Chennai Region

Nature of Statute	Nature of Dues	Year	Amount	Authority
TNGST Act	Sales Tax Penalty & Interest	2001-02	1,78,566 (SPANDEX YARN)	Assistant Commissioner of Commercial Taxes
TNVAT Act	VAT & Penalty	2008-09	3,55,08,765 (DUN PEAS)	Jt. Commissioner of Commercial Taxes Appeals

Vizag Region

Nature of Statute	Nature of Dues	Year	Amount	Authority
APGST*	APGST	1968-69	18,56,325	STAT HYD
APGST*	APGST	1985-86	25,05,806	STAT VIZAG
APGST*	APGST	1989-90	4,79,000	STAT
APGST*	APGST	1991-92	19,34,139	AC LTU
APGST*	APGST	1997-98	25,27,960	STAT VIZAG
CST**	CST	1994-95	8,41,695	AC LTU
CST**	CST	2007-08	1,04,614	ADC
VAT	APVAT	2013-14	22,63,563	ADC
CST	CST	2013-14	4,10,662	ADC
VAT	APVAT	2014-15	4,17,000	ADC
Customs Duty	Customs Duty	2009-10	92,92,463	CESTAT, Hyderabad

*Out of the disputed amounts relating to APGST/VAT/CST the RO has deposited a sum of Rs. 98,70,324/- with the respective authorities.

**Out of the disputed amounts relating to Custome duty the RO had deposited a sum of Rs. 76,07,136/- with the respective authorities.

Kolkata Region

Nature of Statute	Nature of Dues	Year	Amount	Authority
Central Sales Tax, 1956	Sales Tax	2005-06	11,31,000	Appellate Board
Central Sales Tax, 1956	Sales Tax	2013-14	46,08,000	Calcutta High Court
WB Value Added Tax Act, 2003	West Bengal VAT	2013-14	51,46,000	Calcutta High Court
WB Tax on Entry of Goods into Local Areas Act, 2012	WB Entry Tax	2015-16	95,000	Appellate Board



Hyderabad Region

Nature of Statute	Nature of Dues	Year	Amount	Authority
CST	Central Sales Tax	1989-90	1,49,770	STAT
APGST	Central Sales Tax	1991-92	24,02,576	STAT
APGST	Sales Tax	1992-93	13,96,269	STAT-VIZAG
APGST	Sales Tax	1993-94	17,62,687	STAT-VIZAG
APGST	Sales Tax	1993-94	6,30,615	STAT-VIZAG
CST	Central Sales Tax	1993-94	4,41,446	STAT-VIZAG
CST	Central Sales Tax	1994-95	2,04,081	AC LTU
APGST	Sales Tax	1997-98	58,43,100	STAT-VIZAG
APGST	Sales Tax	1999-00	39,04,454	STAT-VIZAG
APGST	Sales Tax	2000-01	2,52,926	STAT-VIZAG
VAT	VAT	2006-07	6,76,058	AC LTU,STAT
VAT	VAT	2007-08	71,000	AC AUDIT
VAT	VAT	2008-09	7,84,474	STAT
VAT	VAT	2012-13	99,49,808	ADC (CTO)
CST	Central Sales Tax	2013-14	4,40,000	STAT
APV AT-JC	VAT	2013-14	22,00,000	APV AT-JC
CST	CENTRAL SALES TAX	2014-15	6,33,008	DC (CTO)

Corporate Office

CARO Reporting as on 31/03/2020

Nature of Statute	Nature of Dues	Year (AY)	Amount	Forum
Income Tax Act	Income Tax	2017-18	1 59 36 207	CIT(A)
Income Tax Act	Income Tax	2016-17	3 24 12 680	CIT(A)
Income Tax Act	Income Tax	2015-16	1 17 51 934	ITAT
Income Tax Act	Income Tax	2014-15	1 55 24 136	ITAT
Income Tax Act	Income Tax	2013-14	3 34 92 278	ITAT
Income Tax Act	Income Tax	2011-12	91 77 995	ITAT
Income Tax Act	Income Tax	2010-11	2 57 474	ITAT
Income Tax Act	Income Tax	2009-10	8 06 98 915	ITAT
Income Tax Act	Income Tax	2008-09	1 44 83 413	CIT(A) / Sup. Court
Income Tax Act	Income Tax	2005-06	4 51 65 330	Sup. Court
Income Tax Act	Income Tax	2004-05	3 58 34 174	ITAT
Income Tax Act	Income Tax	2003-04	1 08 96 834	ITAT
Income Tax Act	Income Tax	2001-02	1 17 77 218	High Court
Income Tax Act	Income Tax	2000-01	1 16 64 510	High Court
Income Tax Act	Income Tax	1999-00	2 85 69 897	ITAT
Income Tax Act	Income Tax	1998-99	58 90 533	ITAT
Income Tax Act	Income Tax	1997-98	50 22 928	ITAT
Income Tax Act	Income Tax	1996-97	3 73 75 477	ITAT
	Total		40,59,31,935	

Out of the above demand, an amount of Rs. 19,64,01,641 has been deposited by the company.

Delhi Region

Name of Statute	Nature of Dues	Year	Amount	Authority
UP-VAT	LST/CST	1990-91	6,17,588	Moradabad, Allahabad High Court
UP-VAT	LST	1991-92	4,70,578	Moradabad, Allahabad High Court
UP-VAT	LST	1992-93	2,64,037	Moradabad, Allahabad High Court
UP-VAT	LST	1993-94	1,85,100	Moradabad, Allahabad High Court
UP-VAT	LST	1987-88	16,35,160	Joint Commissioner (Appeals), Kanpur
UP-VAT	VAT	1996-97	6,11,808	Commissioner (Appeals), UP-VAT
UP-VAT	VAT+ Interest for non-submission of Form-3B (Gold)& Non-submission of Form 3C1 (Mentha Oil)	2007-08	62,457	Commissioner (Appeals), UP-VAT



Haryana VAT	LST	1992-93	4,24,587	Faridabad, Punjab & Haryana High Court, Chandigarh
MP-VAT	LST	1999-00	1,50,004	Sales Tax Authority, Indore
MP-VAT	LST	1998-99	47,30,692	Assessing Authority, Indore
Custom & Central Excise	Customs Duty & Interest on non-export of Gold Jewellery against Gold Loan by Associates	1999-00	2,72,67,919	Pending before Hon'ble Delhi High Court as per directions of Hon'ble Supreme Court of India.

Jaipur Region

Nature of Statute	Nature of Dues	Year	Amount	Authority
Rajasthan Sales Tax Act	Sales Tax	2003-04	1,49,46,540	Rajasthan Kar Board, Ajmer. (₹ 35.49 lacs have been deposited under protest). Sales Tax Dept. has appealed against the order of DC (Appeals) in Kar Board. Next date of hearing is 15/07/2020.
Rajasthan Sales Tax Act	Sales Tax	1999-00	26,07,605	Rajasthan Kar Board, Ajmer. Pending with Kar Board against demand on account of 4767 MT DAP u/s 84 of RST Act. Next date of hearing is 14/06/2020.
Income Tax	Income Tax		22,750	TDS Demand from 2009-10 to 2017-18
Income Tax	Income Tax	2018-19	1,330	TDS Demand

* Total amount deposit under protest Rs. 35,49,446.

Bhubaneswar Region

Nature of Statute	Nature of Dues	Year	Amount	Authority
OST Act	OST	1977-78	41,95,457	SLP Filed in Supreme Court
OAST Act	OAST	1977-78	2,09,773	SLP Filed in Supreme Court
OST Act	OST	1979-80	54,32,092	SLP Filed in Supreme Court
OAST Act	OAST	1979-80	3,00,090	SLP Filed in Supreme Court
OST Act	OST	1980-81	1,30,21,518	SLP Filed in Supreme Court
OAST Act	OAST	1980-81	6,53,245	SLP Filed in Supreme Court
OST Act	OST	1981-82	15,18,451	SLP Filed in Supreme Court
OAST Act	OAST	1981-82	3,27,928	SLP Filed in Supreme Court
Orrisa Sales Tax	Interest Penalty	1978-79	26,50,388	High Court of Orissa
Orrisa Sales Tax	Odisha Sales Tax	1978-79	34,00,919	High Court of Orissa
Orrisa Sales Tax	Odisha Sales Tax	1978-79	1,70,046	High Court of Orissa
Orrisa Sales Tax	Interest Penalty	1979-80	6,53,452	High Court of Orissa
Orrisa Sales Tax	Central Sale Tax	1982-83	34,83,020	High Court of Orissa
Orrisa Sales Tax	Interest	1978-79	3,57,42,030	Reply Filed Before DCCT as per HC direction
Orrisa Sales Tax	DEPB	2006-09	14,98,22,308	Odisha Sales Tax Tribunal
Orrisa Sales Tax	DEPB	2010-12	5,08,43,080	High Court of Orissa
OVAT	Value Added Tax	2013-14	14,28,18,841	Odisha Sales Tax Tribunal
CST (Odisha)	Central Sale Tax, 1956	2013-14	58,07,05,822	Odisha Sales Tax Tribunal
ET (Odisha)	Entry Tax	2013-14	52,63,10,091	Odisha Sales Tax Tribunal
CST (Odisha)	Declaration Form Issue	2011-14	75,79,583	Odisha Sales Tax Tribunal
CST (Odisha)	Sales Tax	2015-16	9,48,103	Odisha Sales Tax Tribunal
Central Excise Act	Service Tax	2003-05	4,69,22,377	Customs Excise & Service Tax Appellate Tribunal
Central Excise Act	Service Tax	2003-07	21,79,94,247	Customs Excise & Service Tax Appellate Tribunal
Central Excise Act	Service Tax	2007-08	4,83,32,542	Customs Excise & Service Tax Appellate Tribunal
Central Excise Act	Service Tax	2008-10	9,91,10,433	Customs Excise & Service Tax Appellate Tribunal
Central Excise Act	Service Tax	2010-11	5,53,51,549	Commissioner of customs Excise & Service Tax ,Bhubaneswar



Central Excise Act	Service Tax	2011-12	5,49,87,956	Commissioner of customs Excise & Service Tax ,Bhubaneswar
Central Excise Act	Service Tax	2009-12	46,70,33,797	Commissioner of customs Excise & Service Tax ,Bhubaneswar
Central Excise Act	Service Tax	2009-11	106,30,640	Commissioner of customs Excise & Service Tax ,Bhubaneswar
Central Excise Act	Service Tax	2012-13	52,63,235	Commissioner of customs Excise & Service Tax , Bhubaneswar
Central Excise Act	Service Tax	2012-13	6,26,05,087	Commissioner of customs Excise & Service Tax , Bhubaneswar
Central Excise Act	Service Tax	2013-14	9,94,263	Customs Excise & Service Tax Appeallate Tribunal
Central Excise Act	Customs	2012-13	1,49,02,87,737	Customs Excise & Service Tax Appeallate Tribunal
Central Excise Act	Service tax	2014-15	17,71,628	Commissioner of customs Excise & Service Tax , Bhubaneswar
Central Excise & Custom Act	Customs-DCD	2017-18	1,17,457	Commissioner of customs Excise & Service Tax , Bhubaneswar
Central Excise & Custom Act	Customs-DCD	2017-18	2,51,802	Commissioner of customs Excise & Service Tax , Bhubaneswar
Central Excise & Custom Act	Customs-DCD	2017-18	41,374	Commissioner of customs Excise & Service Tax , Bhubaneswar
Central Excise & Custom Act	Custom Interest	2017-18 and penalty	1,32,576	Commissioner of customs Excise & Service Tax , Bhubaneswar
Central Excise Act	Service Tax	2017-18	16,431	Dept Filed Appeal

Ahmadabad Region

Nature of Statute	Nature of Dues	Year	Amount	Authority
Custom Act 1962	Differential Custom Duty	2013-14	17,83,24,573	CESTAT Chennai





Annexure-2 To the Independent Auditors' Report of even date on the standalone financial statements of MMTC Ltd.

Report on the Internal Financial Controls over financial reporting under Section 143(3)(i) of the Companies Act, 2013 ("the Act")

We have audited the internal financial controls over financial reporting of **MMTC Ltd.** ("the Company") as of March 31, 2020, in conjunction with our audit of the standalone financial statements of the Company for the year ended on that date.

Management's Responsibility for Internal Financial Controls:

The Company's Management is responsible for establishing and maintaining internal financial controls based on the internal control over financial reporting criteria established by the Company considering the essential components of internal control stated in the Guidance Note on Audit of Internal Financial Controls Over Financial Reporting issued by the Institute of Chartered Accountants of India (the ICAI). These responsibilities include the design, implementation and maintenance of adequate internal financial controls that were operating effectively for ensuring the orderly and efficient conduct of its business, including adherence to Company's policies, the safeguarding of its assets, the prevention and detection of frauds and errors, the accuracy and completeness of the accounting records, and the timely preparation of reliable financial information, as required under the Companies Act, 2013.

Auditor's Responsibility:

Our responsibility is to express an opinion on the Company's internal financial controls over financial reporting based on our audit. We conducted our audit in accordance with the Guidance Note on Audit of Internal Financial Controls Over Financial Reporting and the Standards on Auditing, issued by the ICAI deemed to be prescribed under section 143(10) of the Companies Act, 2013, to the extent applicable to an audit of internal financial controls. Those Standards and the Guidance Note that we comply with ethical requirements and plan and perform the audit to obtain reasonable assurance about whether adequate internal financial controls over financial reporting was established and maintained and if such controls operated effectively in all material respects.

Our audit involves performing procedures to obtain audit evidence about the adequacy of the internal financial controls system over financial reporting and their operating effectiveness. Our audit of internal financial controls over financial reporting included obtaining an understanding of internal financial controls over financial reporting, assessing the risk that a material weakness exist, and testing and evaluating the design and operating effectiveness of the internal control based on the assessed risk. The procedures selected depend on the auditor's judgment, including the assessment of risks of material misstatements of the financial statements, whether due to fraud or error.

We believe that the audit evidence we have obtained is sufficient and appropriate to provide a basis of our audit opinion on the Company's internal financial controls system over financial reporting.

Meaning of Internal Financial Controls over Financial Reporting:

A company's internal financial control over financial reporting is a process designed to provide reasonable assurance regarding the reliability of financial reporting and the preparation of financial statements for external purposes in accordance with generally accepted accounting principles. A company's internal financial control over financial reporting includes those policies and procedures that:

1. Pertain to the maintenance of records that, in reasonable detail, accurately and fairly reflect the transactions and dispositions of the assets of the company;
2. Provide reasonable assurance that transactions are recorded as necessary to permit preparation of financial statements in accordance with generally accepted principles, and that receipts and expenditures of the company are being made only in accordance with authorizations of management and directors of the company; and
3. Provide reasonable assurance regarding prevention or timely detection of unauthorized acquisition, use, or disposition of the company's assets that could have a material effect on the financial statements.

Inherent Limitations of Internal Financial Controls over Financial Reporting:

Because of the inherent limitations of internal financial controls over financial reporting, including the possibility of collusion or improper management override of controls, material misstatements due to error or fraud may occur and





not be detected. Also, projections of any evaluation of the internal financial controls over financial reporting to future periods are subject to the risk that the internal financial control over financial reporting may become inadequate because of changes in conditions, or that the degree of compliance with the policies or procedures may deteriorate.

Opinion:

In our opinion, the Company has, in all material respects, an adequate internal financial controls system over financial reporting and such internal financial controls over financial reporting were operating effectively as at 31st March 2020, based on the internal control over financial reporting criteria established by the Company considering the essential components of internal control stated in the Guidance Note on Audit of Internal Financial Controls Over Financial Reporting issued by the Institute of Chartered Accountants of India.

Place: New Delhi
Date: 31.07.2020

For M.L. Puri & Co.
Chartered Accountants
FRN: 002312N

CA. R.C. Gupta
Partner
M No.:095584





Annexure: 3: To the Independent Auditors' Report of even date in the Standalone Ind AS Financial Statements of MMTCL Ltd.

Sr. No.	Description	Reply
1.	Whether the company has system in place to process all the accounting transactions through IT system? If yes, the implications of processing of accounting transactions outside IT system on the integrity of the accounts along with the financial implications, if any, may be stated.	Yes, the company has system in place to process all the accounting transactions through standalone IT systems from which data is transferred to its ERP system. However, in the absence of a modern integrated ERP, certain transactions are manually punched/recorded in the IT system. Those transactions do not have any implication on integrity of the accounts neither any financial implication. List of such transactions which are passed manually in the IT system are as below:
2.	Whether there is any restructuring of an existing loan or cases of waiver/write off of debts/loans/interest etc. made by a lender to the company due to the company's inability to repay the loan? If yes, the financial impact may be stated.	There is no such case
3	Whether funds received/receivable for specific schemes from central/state agencies were properly accounted for/ utilized as per its term and conditions? List the cases of deviation.	There is no such case

List of Transactions passed manually in the ERP system

Sr. No.	Accounting Area	Accounting Activity	Impact on Integrity
1	Sale of Retail Commodity including IGC	Sale of goods in retail business is done through an independent software the data of which is not automatically integrated into ERP without manual intervention	None
2	Closing Inventory	Valuation of closing inventory at lower of cost or market value is Inventory done manually and incorporated in ERP through journal vouchers.	None
3	Depreciation	Depreciation as prescribed in Schedule III of Companies Act 2013 is to be computed manually and entered into system through JV.	None
4	Hedging entries	Accounting entries for hedging are passed manually and entered Entries in ERP System through JV at each period end.	None
5	Month end expenses & provisions	The exercise is done manually and entered in the ERP through JV	None

Place: New Delhi
Date: 31.07.2020

For M.L. Puri & Co.
Chartered Accountants
FRN: 002312N

CA. R.C. Gupta
Partner
M No.:095584





**MANAGEMENT'S REPLY TO AUDITOR'S OBSERVATIONS IN THE AUDIT REPORT ON
STANDALONE FINANCIAL STATEMENTS FOR 2019-20**

Para no.	AUDITOR'S OBSERVATION	MANAGEMENT'S REPLY
	Key Audit Matters	
1.	<p>Refer note 36(b) regarding need for replacing the existing old ERP with integrated and latest ERP system. In the absence of the one, the recent changes in laws such as Depreciation Schedule in Companies Act, introduction of GST etc. are not seamlessly captured in the system.</p> <p>Auditor's Response</p> <p>We performed following test in detail to ensure that all the entries passed in different accounting packages/ software have been duly mapped in the preparation of financial statements as on Balance Sheet date:</p> <ul style="list-style-type: none"> • Performed cut off procedure • Performed reconciliation of entries passed in different platforms 	<p>In view of present financial constraints of the organization, it has been decided by the management to continue with current version of Ramco ERP system.</p>
2.	<p>Refer note no. 34 on the claims not acknowledged as debt incorporating therein claims on account of pending legal cases. There are large number of cases pending before various adjudicating authorities. These legal cases involve significant judgement to determine the possible outcome of those disputes and independent legal assessment to pursue the case.</p> <p>The company has 8 regional offices and different divisions to handle the trade activities including accounting of that particular activity. However, in lot of cases the legal cases are pursued at corporate office level while related financial information / transactions are dealt at RO level, thereby difficulties are faced in giving a comprehensive and holistic treatment to the transaction.</p> <p>Auditor's Response</p> <p>We obtained list of all the pending legal cases handled at Corporate office legal division on 31st March 2020 with a note from management on the changes in the status of the cases from that of last year. We considered the effect of information provided by the management and analysed the impact of financial obligation of the Company.</p> <p>It was suggested to management to have legal cases and financial obligation if any at the same location in order to have clarity in reporting in financial statement.</p>	<p>Institution of legal cases depends upon the jurisdiction of the court as per the Civil procedure code 1908(CPC). The jurisdiction is determine mainly on the ground of:</p> <p>a) Fiscal Value b) Geographical boundaries of a court c) Subject matter</p> <p>Likewise in case of immovable property the suit is instituted where the immovable property is situated.</p> <p>The regional offices which has executed a particular agreement and which is the keeper of the records is more suitable and appropriate to pursue the case before court.</p> <p>However when matters reaches the Supreme Court, then matter is dealt with at corporate office.</p>





Emphasis of Matters	
1.	<p>We draw attention to Note No. 36 (C) to the Standalone Financial Statements in respect of fund based and non-fund based exposure of the Company in M/s Neelachal Ispat Nigam Limited (NINL)-a joint venture Company.</p>

All the funds have been released to NINL as per MMTC Board approvals taken from time to time. Management is confident of realization of all investments made in NINL by MMTC (including loans and advances) through disinvestment proceeds.

Annexure-1 To the Independent Auditors' report													
1.	<p>(iii) Title Deeds of immovable property are held in the name of the company except in the case mentioned below:</p> <table border="1" style="margin-left: 20px;"> <thead> <tr> <th>Region/ Office</th> <th>Asset Description</th> <th>Gross Value (in Rs.)</th> <th>Area</th> </tr> </thead> <tbody> <tr> <td>Corporate Office</td> <td>Leasehold Land (Scope)</td> <td>1.04 crore</td> <td>–</td> </tr> <tr> <td></td> <td>Office Building (Scope)</td> <td>5.74 crore</td> <td></td> </tr> </tbody> </table> <p>Remark: Lease deed is in the name of SCOPE which is yet to be executed in favour of the company</p>	Region/ Office	Asset Description	Gross Value (in Rs.)	Area	Corporate Office	Leasehold Land (Scope)	1.04 crore	–		Office Building (Scope)	5.74 crore	
Region/ Office	Asset Description	Gross Value (in Rs.)	Area										
Corporate Office	Leasehold Land (Scope)	1.04 crore	–										
	Office Building (Scope)	5.74 crore											
2.	<p><u>Loans given to parties covered under section 189-refer note no. 36(c)</u></p> <p>The company has granted unsecured loan to one of its joint venture company, M/s Neelachal Ispat Nigam Limited.</p> <p>(ii) According to the information and explanation given to us, payment terms of loan and interest were revised by the Board by granting extension and enhancing credit facility for which a fresh agreement is yet to be entered.</p>												

Land allotted by Land & Development officer (L&DO), Ministry of Urban Development, Govt. of India to SCOPE. SCOPE is perusing with them on regular basis for signing of lease document in respect of allotted land but it is still pending.

After signing of the lease documents first between SCOPE & L&DO, then SCOPE will sign with all its constituents/ organizations including MMTC, the status of which is same for all constituents.

As per 455th Board Meeting held on 24/03/2020 approval has been accorded for enhancement of total limit from the existing Rs 3000.00 crores to Rs 3300 crores extended to NINL for its operations of the plant in the form of working capital of Rs 1425 crores and trade credit support of Rs 1875 crores till 31.03.2020. The fresh agreements for signature had been sent to NINL for signature along with submission of enhanced corporate guarantee for Rs 3300 crores from NINL to secure loans and advances given by MMTC to NINL, which is expected shortly. This got delayed due to closure of plant and Covid Pandemic.





MMTC LIMITED

Financial Statements
For
The Financial Year Ended 31st March, 2020



MMTC Limited			
Balance Sheet as at March 31, 2020			
(₹ in Crores)			
Particulars	Note No	As at March 31, 2020	As at March 31, 2019
ASSETS			
Non-current assets			
Property, Plant and Equipment	3	38.64	42.47
Right to Use Assets	3	4.47	1.49
Capital work-in-progress	3	-	0.28
Investment Property	4	4.03	3.99
Other intangible assets	5	0.56	0.80
Financial Assets			
Investments	6A	21.76	452.47
Trade Receivables	7A	-	-
Loans	8	6.65	7.82
Others	9	46.13	42.08
Deferred tax Assets (net)	10	230.84	230.84
Other non-current Assets	11A	24.80	24.49
Current Assets			
Inventories	12	217.74	279.81
Financial Assets			
Investments	6B	-	-
Trade Receivables	7B	1,925.36	277.83
Cash & Cash Equivalents	13	63.27	27.73
Bank Balances other than above	14	56.86	27.48
Loans	8	1.72	2.25
Others	9	8.48	6.84
Current Tax Assets (net)	15	11.44	22.22
Other Current Assets	11B	3,450.45	3,003.88
Assets held for Sale	6C	466.97	-
Total Assets		6,580.17	4,454.77
EQUITY AND LIABILITIES			
Equity			
Equity Share Capital	16A	150.00	150.00
Other Equity	16B	1,034.15	1,339.25
Liabilities			
Non-current liabilities			
Financial Liabilities			
Borrowings	17A	166.70	-
Other Financial Liabilities	19A	5.81	-
Provisions	20A	44.84	188.55
Current liabilities			
Financial Liabilities			
Borrowings	17B	3,565.18	921.93
Trade payables	18	-	-
Total outstanding dues of micro and small enterprise		0.08	6.79
Total outstanding dues of creditors other than micro and small enterprise		663.13	1,026.97
Other Financial Liabilities	19B	199.35	180.07
Other current liabilities	21	698.53	560.71
Provisions	20B	52.40	50.10
Current Tax Liabilities (net)	22	-	30.40
Total Equity and Liabilities		6,580.17	4,454.77

As per our report of even date attached

For and on behalf of Board of Directors

For M. L. Puri & Co.
Chartered Accountants
F.R. No.: 00002312N

(CA. R C Gupta)
Partner
M. No. 095584

(G. Anandanarayanan)
Company Secretary
ACS-13691

(B.N. Dash)
Chief General Manager(F&A)

(Kapil Kumar Gupta)
Director (F) & CFO
DIN:08751137

Date: 31.07.2020
Place: New Delhi

(Ashwani Sondhi)
Director
DIN: 02653076

(Sanjay Chadha)
Chairman and Managing Director
DIN:00752363



MMTC Limited			
Statement of Profit and Loss for the year ended March 31, 2020			
(₹ in Crore)			
Particulars	Note No.	Year Ended March 31, 2020	Year Ended March 31, 2019
Income			
Revenue From Operations	23	24,134.98	28,979.44
Other Income	24	32.19	17.79
Total Income (I)		24,167.17	28,997.23
Expenses			
Cost of material consumed	25	177.46	124.25
Purchase of Stock in Trade	26	23,073.63	26,046.95
Changes in inventories of finished goods, stock in trade and work in progress	27	43.96	1,453.29
Employees' Benefit Expenses	28	194.37	221.35
Finance Cost	29	139.00	65.27
Depreciation & Amortization Expenses	30	5.65	5.54
Other Expenses	31	716.01	952.23
Total expenses (II)		24,350.08	28,868.88
Profit/(loss) before exceptional items and tax (I-II)		(182.91)	128.35
Exceptional Items - expense/(income)	32	44.32	9.76
Profit Before Tax		(227.23)	118.59
Tax expense			
Current tax	33	-	33.00
Adjustments relating to prior periods		(0.12)	(0.61)
Deferred tax		-	4.77
Total Tax Expense		(0.12)	37.16
Profit for the year (A)		(227.11)	81.43
Other Comprehensive Income			
Items that will not be reclassified to profit or loss:			
-Remeasurements of the defined benefit plans		(11.27)	(7.78)
-Equity Instruments through other comprehensive income		(9.38)	(0.57)
-Income Tax effect		-	2.90
Total Other Comprehensive Income net of tax (B)		(20.65)	(5.45)
Total Comprehensive Income for the year (A)+(B)		(247.76)	75.98
Earnings per equity share :			
Basic & Diluted (in ₹)	43	(1.51)	0.54

As per our report of even date attached

For and on behalf of Board of Directors

For M. L. Puri & Co.
Chartered Accountants
F.R. No.: 00002312N

(CA. R C Gupta)
Partner
M. No. 095584

(G. Anandanarayanan)
Company Secretary
ACS-13691

(B.N. Dash)
Chief General Manager(F&A)

(Kapil Kumar Gupta)
Director (F) & CFO
DIN:08751137

Date: 31.07.2020
Place: New Delhi

(Ashwani Sondhi)
Director
DIN: 02653076

(Sanjay Chadha)
Chairman and Managing Director
DIN:00752363



MMTC Limited				
Cash Flow Statement For The Year Ended March 31, 2020				
(₹ in Crore)				
Particulars	For the year ended March 31, 2020		For the year ended March 31, 2019	
A. CASH FLOW FROM OPERATING ACTIVITIES				
Net Profit/Loss before tax		(227.23)		118.59
Adjustment for:-				
Loss on valuation of inventories	7.50		0.80	
Depreciation & amortisation expense	5.65		5.54	
Net Foreign Exchange (gain)/loss	(5.81)		9.40	
(Profit) /Loss on sale of assets	(0.06)		0.02	
Provision for diminution in value of non current investment	33.80		-	
Interest income	(10.59)		(2.66)	
Dividend income	(12.41)		(5.40)	
Finance Costs	138.68		65.27	
Interest Expense on Lease	0.32		-	
Debts/claims written off	0.34		1.06	
CSR expenditure	1.43		1.35	
Allowance for Bad and Doubtful Debts / claims/ advances	0.49		15.96	
Provision no longer Required	(3.83)		(3.54)	
Liabilities Written Back	(4.91)		(2.23)	
Provision for DWA risk	0.04		0.03	
		150.63		85.63
Operating Profit before Working Capital Changes		(76.60)		204.22
Adjustment for:-				
Inventories	54.57		1,430.87	
Trade Receivables	(1,645.31)		57.80	
Loans & Other Financial Assets	(3.99)		19.59	
Other current & non current assets	(476.26)		(585.88)	
Trade payables	(359.04)		(34.04)	
Other Financial Liabilities	25.09		(62.74)	
Other current & non current liabilities	137.81		(1,244.36)	
Provisions	(154.15)	(2,421.28)	(88.45)	(507.20)
		(2,497.89)		(302.98)
Taxes Paid		(19.50)		(26.16)
Net cash flows from operating activities		(2,517.39)		(329.14)
B. CASH FLOW FROM INVESTING ACTIVITIES				
Purchase of fixed assets	(4.96)		(2.54)	
Sale of fixed Assets	0.69		0.03	
Sale/(Purchase) of Investment	(79.42)		0.00	
Interest received	10.59		2.66	
Dividend Received	12.41	(60.68)	5.40	5.56
Net cash flows from investing activities		(60.68)		5.56
C. CASH FLOW FROM FINANCING ACTIVITIES				
Borrowings	2,809.95		402.67	
Finance Costs	(138.68)		(65.27)	
Lease (Interest)	(3.40)		-	
Dividend (inclusive of tax) paid	(54.25)	2,613.61	(36.17)	301.24
Net Cash From Financing Activities		2,613.61		301.24
D. Net changes in Cash & Cash equivalents		35.54		(22.35)
E. Opening Cash & Cash Equivalents (Note No 13)		27.73		50.08
F. Closing Cash & Cash Equivalents (Note No 13)		63.27		27.73



Note:

1. The above cash flow statement has been prepared under the "indirect method" as set out in Ind AS 7 on Statement of Cash Flows.
2. Adjustments for certain accruals/deferrals made at Corporate Office on the basis of information received from branch offices.
- 3 Cash and Cash Equivalents consist of :-

(₹ in crore)

Particulars	As at March 31, 2020	As at March 31, 2019
Balances with Banks		
(a) in Current Account	48.41	2.76
(b) In term deposit with original maturity upto 3 months	-	0.73
(c) Debit balance in Cash Credit Account	14.82	24.14
Cheques / Drafts / Stamps on hand	0.00	0.00
Cash on hand	0.04	0.10
	63.27	27.73

As per our report of even date attached

For and on behalf of Board of Directors

For M. L. Puri & Co.
Chartered Accountants
F.R. No.: 00002312N

(CA. R C Gupta)
Partner
M. No. 095584

(G. Anandanarayanan)
Company Secretary
ACS-13691

(B.N. Dash)
Chief General Manager(F&A)

(Kapil Kumar Gupta)
Director (F) & CFO
DIN:08751137

Date: 31.07.2020
Place: New Delhi

(Ashwani Sondhi)
Director
DIN: 02653076

(Sanjay Chadha)
Chairman and Managing Director
DIN:00752363



Statement of Changes in Equity for the period ended 31.03.2020

1. Equity Share Capital		Particulars		Amount	
	No of Shares				
Balance as at 1.4.2019	1,500,000,000			150.00	-
Changes in Equity Share Capital during the year				-	-
Balance as at 31.3.2020	1,500,000,000			150.00	150.00

Particulars		No of Shares		Amount	
Balance as at 1.4.2018		1,000,000,000		100.00	
Changes in Equity Share Capital during the year		500,000,000		50.00	
Balance as at 31.3.2019		1,500,000,000		150.00	

B. Other Equity as at March 31, 2020

	Share application pending allotment	Reserves and Surplus			Equity Instruments through OCI	Effective Portion of cash flow hedges	Exchange difference on translation	Other items of OCI	Total
		Research & Development Reserve	General Reserve	Retained Earnings					
Balance as at 1.4.2019	-	0.35	586.62	755.28	(0.62)	-	-	(2.38)	1,339.25
Changes in accounting policy or prior period errors	-	-	-	-	-	-	-	-	-
Total comprehensive income for the year	-	-	-	(227.11)	(9.38)	-	-	(11.27)	(247.76)
Dividend and DDT	-	-	-	(54.25)	-	-	-	-	(54.25)
Unamortized premium on forward contract	-	-	-	-	-	-	-	-	-
Items recognized directly in retain earnings	-	-	-	(3.09)	-	-	-	-	(3.09)
Re-measurements of defined benefit plans	-	-	-	-	-	-	-	-	-
Any other changes	-	(0.35)	10.35	(10.00)	-	-	-	-	-
Balance as at 31.3.2020	-	-	596.97	460.83	(10.00)	-	-	(13.65)	1,034.15

Other Equity as at March 31, 2019

	Share application pending allotment	Reserves and Surplus			Equity Instruments through OCI	Effective Portion of cash flow hedges	Exchange difference on translation	Other items of OCI	Total
		Research & Development Reserve	General Reserve	Retained Earnings					
Balance as at 1.4.2018	-	0.35	626.62	721.67	(0.05)	-	-	0.86	1,349.45
Changes in accounting policy or prior period errors	-	-	-	-	-	-	-	-	-
Total comprehensive income for the year	-	-	-	81.43	(0.57)	-	-	(4.89)	75.97
Dividend and DDT *	-	-	-	(36.17)	-	-	-	-	(36.17)
Unamortized premium on forward contract	-	-	-	-	-	-	-	-	-
Items recognized directly in retain earnings	-	-	-	-	-	-	-	-	-
Re-measurements of defined benefit plans	-	-	(40.00)	(1.65)	-	-	-	1.65	-
Any other changes	-	-	586.62	(10.00)	-	-	-	-	(50.00)
Balance as at 31.3.2019	-	0.35	586.62	755.28	(0.62)	-	-	(2.38)	1,339.25

*Final dividend for the year ended March 31, 2017 @ Rs.0.30 per share amounting to Rs.300 million and dividend distribution tax of Rs.61.07 million (**@Rs. Rs.0.30 per share amounting to Rs.300 million for the year ended March 31, 2016 and dividend distribution tax of Rs.61.07 million thereon).

**Dividend not recognised at the end of reporting period****(₹ in crores)**

	As at March 31, 2020	As at March 31, 2019
Dividend proposed	-	45.00
The dividend distribution tax on proposed dividend	-	9.25

As per our report of even date attached

For and on behalf of Board of Directors**For M. L. Puri & Co.**
Chartered Accountants
F.R. No.: 00002312N**(CA. R C Gupta)**
Partner
M. No. 095584**(G. Anandanarayanan)**
Company Secretary
ACS-13691**(B.N. Dash)**
Chief General Manager(F&A)**(Kapil Kumar Gupta)**
Director (F) & CFO
DIN:08751137Date: 31.07.2020
Place: New Delhi**(Ashwani Sondhi)**
Director
DIN: 02653076**(Sanjay Chadha)**
Chairman and Managing Director
DIN:00752363



MMTC LIMITED

Notes to the Financial Statements for the year ended March 31, 2020

1. General Information

Established in 1963 and domiciled in India, the Company is a Mini-Ratna public sector undertaking under the administrative control of Ministry of Commerce & Industry, Government of India. The registered office of the Company is situated at Core-1, Scope Complex, 7, Institutional Area, Lodi Road, New Delhi-110003, India. The company has 9 Regional Offices at various places in India and a wholly owned subsidiary MMTC Transnational Pte Ltd, at Singapore.

The principal activities of the Company are export of Minerals and import of Precious Metals, Non-ferrous metals, Fertilizers, Agro Products, coal and hydrocarbon etc. The company's trade activities span across various countries in Asia, Europe, Africa, Middle East, Latin America and North America.

2. Significant Accounting Policies

2.1 Statement of Compliance and basis of preparation of Financial Statements

The financial statements have been prepared in accordance with Indian Accounting Standards (Ind-AS) as notified under the Companies (Indian Accounting Standards) Rules, 2015 and subsequent amendments thereto. Accounting policies have been applied consistently to all periods presented in these financial statements. The Financial Statements are prepared under historical cost convention on going concern basis from the books of accounts maintained under accrual basis except for certain financial instruments which are measured at fair value and in accordance with the Indian Accounting Standards prescribed under the Companies Act, 2013

2.2 Functional & presentation currency

These financial statements are presented in Indian rupees, the national currency of India, which is the functional currency of the Company. All amounts included in the financial statements are reported in crores of Indian rupees (upto two decimal) except number of equity shares and per share data and when otherwise indicated.

2.3 Use of estimates and judgment

The preparation of financial statements requires judgements, estimates and assumptions to be made that affect the reported amount of assets and liabilities, disclosure of contingent liabilities on the date of financial statements and the reported amount of revenues and expenses during the reporting period. Difference between the actual results and estimates are recognised in the period in which the results are known/materialised

2.4 Revenue Recognition

i) Trading Income

Revenue from sale of goods is measured at fair value of the consideration received or receivable, net of returns and allowances, trade discount and volume rebates. Revenue is recognized when the company satisfies a performance obligation by transferring the promised goods or services to a customer and the customer obtains control of the same and it is probable that the company will collect the consideration to which it is entitled in exchange for the goods or services that is transferred to the customer.

Purchases and Sales

a. In case of certain commodities import of which is canalized through the company, imported on 'Government Account' against authorization letter issued by the Government of India, Purchase/ Sale is booked in the name of the Company

b. Products are also traded through the commodity exchanges. Purchase/ Sale is booked in respect of trade done through different commodity exchanges and is backed by physical delivery of goods.

c. Gold/Silver kept under deposit: As per the arrangements with the Suppliers of Gold/Silver, the metal is kept by the supplier with the company on unfixed price basis for subsequent withdrawal on loan or outright purchase basis.

(i) Purchases include gold/silver withdrawn from consignment deposit of the supplier on outright purchase basis for sale to exporters, as per the scheme of Foreign Trade Policy being operated by the Company as a nominated agency.

(ii) Purchase of Gold/Silver during the year for domestic sale is accounted for on withdrawal from the Gold/Silver consignment deposit of the supplier and fixation of price with the suppliers. The stock held by the company at year end as Gold/ Silver under Deposit is accounted for under current assets as 'stock towards unbilled purchases' and under current liability as 'amount payable towards unbilled purchases' at the bullion price prevailing as at the close of the year. However, customs duty paid in respect of balance in deposits is accounted for as prepaid expenses.



- (iii) Gold/silver withdrawn on loan basis from the Gold/Silver under deposit, are booked as loan given to customers and grouped under financial assets. The corresponding liability towards the stocks received from foreign suppliers is grouped under Trade Payable. Loan/Trade Payable are adjusted when purchases and sales are booked.
 - d. In respect of Gold/Silver sourced domestically where price fixation is deferred, purchase is initially accounted for on the basis of invoice received from the supplier. The difference, if any, arising on price fixation is accounted for through debit / credit note.
 - e. In the case of gold/ silver supplied to exporters on replenishment basis, the purchase in respect of gold/silver booked by exporter by paying margin money, is booked after “fixing” the price with the foreign suppliers. However, sale is booked when quantity is actually delivered to exporters after completion of export.
 - f. High Sea Sales
Sale during the course of import by transfer of documents of title i.e. high seas sale is booked upon transfer of documents of title to the goods, upon which buyer obtains control over the goods and the company becomes entitle to receive sales consideration, in favour of buyer before the goods cross the custom frontiers of India.
- ii) Other Operating Revenue
The income relating to the core activities of the company which are not included in revenue from sales / services for e.g. dispatch earned, subsidy, claims against losses on trade transactions, interest on credit sales and trade related advances (other than on overdue) etc., which are derived based on the terms of related trade agreements with business associates or schemes on related trade, are accounted for under 'Other Operating Revenue'.
- iii) Claims
Claims are recognized in the Statement of Profit & Loss (Net of any payable) on accrual basis including receivables from Govt. towards subsidy, cash incentives, reimbursement of losses etc, when its ultimate realisation is probable. Claims recognized but subsequently becoming doubtful are provided for through Statement of Profit and Loss. Insurance claims are accounted upon being accepted by the insurance company. Claims towards shortages/ damages including liquidated damages/ deficiencies in quality/quantity etc are accounted for in accordance with the provisions of relevant contracts. In case there is no such provisions in the existing contract, the claim is accounted for on receipt of acceptance by the party besides collectability of the claim amount being probable. On recognition of such claims the same will be realised/set off against advance received/claims payable etc. to the same party.
- iv) Service Income
Revenue from services is booked, when performance obligation is satisfied by transferring the promised services to the customers, for the consideration to which the company is entitled.
- v) Dividend and interest income
Dividend income from investments is recognized when the Company's right to receive payment is established and it is probable that the economic benefits associated with the transactions will flow to the Company and the amount of income can be measured reliably.
Interest income is recognised on a time proportion basis taking into account the amount outstanding and the effective interest rate, which is the rate that exactly discounts estimated future cash receipts through the expected life of the financial asset to the gross carrying amount of a financial asset.
- vi) Revenue Recognition on Actual Realization
Revenue is recognized on accrual basis except in the following items which are accounted for on actual realization since realisability of such items is uncertain, in accordance with the provisions of IndAS- 115:-
 - a) Duty credit / exemption under various promotional schemes of Foreign Trade Policy in force, Tax credit, refund of custom duty on account of survey shortage, and refund of income-tax/service tax / sales-tax /VAT/GST and interest thereon etc.
 - b) Decrees pending for execution/contested dues and interest thereon, if any:
 - c) Interest on overdue recoverable where realisability is uncertain.
 - d) Liquidated damages on suppliers/underwriters.

2.5 Property, Plant and Equipments

The cost of an item of property, plant and equipment is recognized as an asset if, and only if it is probable that future economic benefits associated with the item will flow to the company and the cost of the item can be measured reliably. The cost of an item of PPE is the cash price equivalent at the recognition date. The cost of an item of PPE comprises:



- i) Purchase price, including import duties and non-refundable purchase taxes, after deducting trade discounts and rebates.
- ii) Costs directly attributable to bringing the PPE to the location and condition necessary for it to be capable of operating in the manner intended by management.
- iii) The initial estimate of the costs of dismantling and removing the item and restoring the site on which it is located, the obligation for which the company incurs either when the PPE is acquired or as a consequence of having used the PPE during a particular period for purposes other than to produce inventories during that period.

The company has chosen the cost model of recognition and this model is applied to an entire class of PPE. After recognition as an asset, an item of PPE is carried at its cost less any accumulated depreciation and any accumulated impairment losses.

Certain items of small value like calculators, wall clock, kitchen utensils etc. whose useful life is very limited and the cost of such item is upto Rs.2000/- in each case, are directly charged to revenue in the year of purchase. Cost of mobile handsets is also charged to revenue irrespective of cost.

2.6 Intangible Assets

Identifiable intangible assets are recognized when the company controls the asset; it is probable that future economic benefits expected with the respective assets will flow to the company for more than one economic period; and the cost of the asset can be measured reliably. At initial recognition, intangible assets are recognized at cost. Intangible assets are amortized on straight line basis over estimated useful lives from the date on which they are available for use. Softwares are amortized over its useful life subject to a maximum period of 5 years or over the license period as applicable. Intangible assets upto Rs.2,000/- in each case are directly charged to revenue.

No intangible assets arising from research is recognised and expense on research directly charged to profit and loss account when it is incurred. An intangible assets arising from development is recognised, if the asset fulfils the criteria for recognition as per Ind AS. Expenditure on an intangible item that was initially recognised as an expense is not recognised as part of the cost of an intangible asset at a later date.

2.7 Non-Current Assets Held for Sale

The company classifies a non-current asset (or disposal group of assets) as held for sale if its carrying amount will be recovered principally through a sale transaction rather than through continuing use. The non-current asset (or disposal group) classified as held for sale is measured at the lower of its carrying amount and the fair value less costs to sell.

2.8 Depreciation

Depreciation is provided on straight line method as per the useful lives approved by the Board of Directors, which are equal to those provided under schedule II of the Companies Act, 2013. The useful life of an asset is reviewed at each financial year-end. Each part of an item of PPE with a cost that is significant in relation to the total cost of the asset and if the useful life of that part is different from remaining part of the asset; such significant part is depreciated separately. Depreciation on all such items have been provided from the date they are 'Available for Use' till the date of sale / disposal and includes amortization of intangible assets and lease hold assets. Freehold land is not depreciated. An item of PPE is derecognized upon disposal or when no future economic benefits are expected to arise from the continued use of the asset.

The residual value of all the assets is taken as Re 1/-. The useful lives of the assets are taken as under:-

Name of Assets	Useful life as adopted by the company as per Schedule II
A. General Assets	
Furniture & Fittings	10
Office Equipment	5
Vehicles – Scooter	10
Vehicles – Car	8
Computers - Servers and networks	6
Computers – End User Devices	3
Lease-hold Land	As per Lease Agreement
Wagon Rakes	As per Agreement / Wagon Investment Scheme
Electrical installations excluding fans	10
Water Supply, Sewerage and Drainage	5
Roads	
Carpeted Roads – RCC	10



Carpeted Roads - Other than RCC	5
Non Carpeted Roads	3
Culverts	30
Buildings	
RCC	60
Other than RCC	30
Residential Flats (Ready Built)	
RCC	60
Other than RCC	30
Temporary Structure & wooden partition	3
Warehouse / Godown	30
B. Manufacturing Unit's Assets	
Factory Buildings	30
Electronic installations excluding fans	10
Water Supply, Sewerage and Drainage	5
Plant and Machinery	
Single Shift	15
Double Shift	10
Triple Shift	7.5
Plant and Machinery- Wind Energy Generation Plant	22
C. Fixed Assets created on Land and neither the Fixed Assets nor the Land belongs to the Company	5
D. Amortization of Intangible Assets	
Softwares	5 years or License period as applicable

2.9 Impairment

If the recoverable amount of an asset (or cash-generating unit) is estimated to be less than its carrying amount, the carrying amount of the asset (or cash-generating unit) is reduced to its recoverable amount. An impairment loss is recognized immediately in profit or loss, unless the relevant asset is carried at a revalue amount, in which case the impairment loss is treated as a revaluation decrease.

Recoverable amount is the higher of fair value less costs of disposal and value in use. In assessing value in use, the estimated future cash flows are discounted to their present value using a pre-tax discount rate that reflects current market assessments of the time value of money and the risks specific to the asset for which the estimates of future cash flows have not been adjusted.

When an impairment loss subsequently reverses, the carrying amount of the asset (or a cash-generating unit) is increased to the revised estimate of its recoverable amount, so that the increased carrying amount does not exceed the carrying amount that would have been determined had no impairment loss been recognized for the asset (or cash-generating unit) in prior years. A reversal of an impairment loss is recognized immediately in profit or loss, unless the relevant asset is carried at a revalued amount, in which case the reversal of the impairment loss is treated as a revaluation increase.

At the end of each reporting period, the company reviews the carrying amounts of its tangible, intangible assets to determine whether there is any indication that those assets have suffered an impairment loss. If any such indication exists, the recoverable amount of the asset is estimated in order to determine the extent of the impairment loss (if any). When it is not possible to estimate the recoverable amount of an individual asset, the Company estimates the recoverable amount of the cash-generating unit to which the asset belongs. Intangible assets with indefinite useful lives and intangible assets not yet available for use are tested for impairment at least annually, and whenever there is an indication that the asset may be impaired.

Impairment of financial assets

Financial assets, other than those at Fair Value through Profit and Loss (FVTPL), are assessed for indicators of impairment at the end of each reporting period. Financial assets are considered to be impaired when there is objective evidence that, as a result of one or more events that occurred after the initial recognition of the financial asset, the estimated future cash flows of the investment have been affected. For Available for Sale (AFS) equity investments, a significant or prolonged decline in the fair value of the security below its cost is considered to be objective evidence of impairment.





For all other financial assets, objective evidence of impairment could include:

- Significant financial difficulty of the issuer or counterparty;
- Breach of contract, such as a default or delinquency in interest or principal payments;
- It becoming probable that the borrower will enter bankruptcy or financial re-organisation; or the disappearance of an active market for that financial asset because of financial difficulties.

For certain categories of financial assets, such as trade receivables, assets are assessed for impairment on individual basis. Objective evidence of impairment for a portfolio of receivables could include company's past experience of collecting payments, an increase in the number of delayed payments in the portfolio past the average credit period of zero days, as well as observable changes in national or local economic conditions that correlate with default on receivables.

For financial assets that are carried at cost, the amount of impairment loss is measured as the difference between the asset's carrying amount and the present value of the estimated future cash flows discounted at the current market rate of return for a similar financial asset. Such impairment loss will not be reversed in subsequent periods

The carrying amount of the financial asset is reduced by the impairment loss directly for all financial assets with the exception of trade receivables; such impairment loss is reduced through the use of an allowance account for respective financial asset. When a trade receivable is considered uncollectible, it is written off against the allowance account. Subsequent recoveries of amounts previously written off are credited against the allowance account. Changes in the carrying amount of the allowance account are recognized in profit or loss.

For financial assets measured at amortised cost, if, in a subsequent period, the amount of the impairment loss decreases and the decrease can be related objectively to an event occurring after the impairment was recognized, the previously recognized impairment loss is reversed through profit or loss to the extent that the carrying amount of the investment at the date the impairment is reversed does not exceed what the amortised cost would have been had the impairment not been recognized.

De-recognition of financial assets

The Company de-recognises a financial asset when the contractual rights to the cash flows from the asset expire, or when it transfers the financial asset and substantially all the risks and rewards of ownership of the asset to another party. If the Company neither transfers nor retains substantially all the risks and rewards of ownership and continues to control the transferred asset, The Company recognises its retained interest in the asset and an associated liability for amounts it may have to pay. If the Company retains substantially all the risks and rewards of ownership of a transferred financial asset, the Company continues to recognise the financial asset and also recognises a collateralised borrowing for the proceeds received.

On de-recognition of a financial asset in its entirety, the difference between the asset's carrying amount and the sum of the consideration received and receivable and the cumulative gain or loss that had been recognized in other comprehensive income and accumulated in equity is recognized in profit or loss.

2.10 Borrowing Costs

The Company capitalises borrowing costs that are directly attributable to the acquisition, construction or production of qualifying asset as a part of the cost of the asset.

The Company recognises other borrowing costs as an expense in the period in which it incurs them.

A qualifying asset is an asset that necessarily takes a substantial period of time to get ready for its intended use or sale.

2.11 Foreign currency translation

Transactions in currencies other than the functional currency are recognized at the rates of exchange prevailing at the dates of the transactions.

At the end of each reporting period, monetary items denominated in foreign currencies are retranslated at the rates prevailing at that date. Non-monetary items carried at fair value that are denominated in foreign currencies are re-translated at the rates prevailing at the date when the fair value was determined. Non-monetary items that are measured in terms of historical cost in a foreign currency are not retranslated.

Foreign currency monetary items (except overdue recoverable where realisability is uncertain) are converted using the closing rate as defined in the Ind AS-21. Non-monetary items are reported using the exchange rate at the date of the transaction. The exchange difference gain/loss is recognized in the Statement of Profit and Loss.

Liability in foreign currency relating to acquisition of fixed assets is converted using the closing rate. The difference in exchange is recognized in the Statement of Profit and Loss.

2.12 Inventory

Inventories are stated at the lower of cost and net realisable value. Net realisable value represents the estimated selling price for inventories less all estimated costs of completion and costs necessary to make the sale. The method of determination of cost and valuation is as under:





- a) Exports:
- (i) Cost of export stocks is arrived at after including direct expenses incurred up to the point at which the stocks are lying. Similarly the realisable value is derived by deducting from the market price the expenses to be incurred from that point to the stage where they are sold.
 - (ii) In respect of mineral ores the realisable value of ores is worked out at the minimum of the Fe/Mn contents of the grade of the ore as per export contract and is compared with the weighted average cost at weighted average Fe/Mn contents/weighted average moisture contents of the ore. The embedded stocks of Iron ore are excluded from inventory and hence not valued.
- b) Imports:
- (i) The cost of imported stocks is arrived at by working out the yearly regional weighted average cost except for Non-ferrous Metals where weighted average cost of remaining stock after including all expenses incurred up to the point at which they are lying is considered. However, where stocks are specifically identifiable, actual cost of the material including all expenses incurred up to the point at which they are lying is considered.
 - (ii) Gold/Silver purchased from foreign suppliers against booking by exporters under replenishment option and not delivered at the year-end are shown as stocks of company and valued at cost.
- c) Domestic:
- (i) The cost of gold/silver medallions and silver articles is arrived at by working out the yearly location-wise weighted average cost of material and cost of opening stock. Costs include manufacturing/fabrication charges, wastages and other direct cost.
 - (ii) In case of cut & polished stones and jewellery (finished/semi-finished) where stocks are specifically identifiable, actual cost of the material including all expenses incurred up to the point at which they are lying is considered. Costs include wastage and other direct manufacturing costs.
- d) Packing material
Packing material is valued at lower of the cost or net realisable value.
- e) Stocks with fabricators
Stocks with fabricators are taken as the stocks of the company, till adjustments.

2.13 Provisions

Provisions are recognized when the company has a present obligation (legal or constructive) as a result of a past event, it is probable that an outflow of economic benefits will be required to settle the obligation and a reliable estimate can be made of the amount of the obligation.

2.14 Contingent Liabilities / Assets

Contingent Liabilities

Contingent liabilities are not recognized but disclosed in Notes to the Accounts when the company has possible obligation due to past events and existence of the obligation depends upon occurrence or non-occurrence of future events not wholly within the control of the company.

Contingent liabilities are assessed continuously to determine whether outflow of economic resources have become probable. If the outflow becomes probable then relative provision is recognized in the financial statements.

Where an entity is jointly and severally liable for an obligation, the part of the obligation that is expected to be met by other parties is treated as a contingent liability. The entity recognises a provision for the part of the obligation for which an outflow of resources embodying economic benefits is probable, except in the extremely rare circumstances where no reliable estimate can be made

Contingent Liabilities are disclosed in the General Notes forming part of the accounts

Contingent Assets

Contingent Assets are not recognised in the financial statements. Such contingent assets are assessed continuously and are disclosed in Notes when the inflow of economic benefits becomes probable. If it's virtually certain that inflow of economic benefits will arise then such assets and the relative income will be recognised in the financial statements.

2.15 Leases

An asset held under lease is classified as a finance lease if it transfers substantially all the risks and rewards incidental to ownership of an underlying asset.

An asset held under lease is classified as an operating lease if it does not transfer substantially all the risks and rewards incidental to ownership of an underlying asset.

The company normally enters into operating leases which are accounted for as under:-



- (i) Rental income from operating leases is recognized either on a straight-line basis or another systematic basis over the term of the relevant lease.
- (ii) Where the company is lessee, at commencement date right to use of assets are recognized at cost and the present value of lease payments that are not paid recognized as lease liability. Subsequently, right of use assets measured by using cost model with any adjustment required for re-measurement of lease liability and lease liability is measured by increasing the carrying amount to reflect the interest on lease liability, reducing the carrying amount to reflect the lease payments made and re-measuring the carrying amount to reflect any re-assessment or lease modifications.
- (iii) As a practical expedient, short term leases and leases for which the underlying assets is of low value upto Rs. 1,00,000/- per month or Rs. 12,00,000/-per year are not recognized as per the provisions given under Ind AS-116 (Leases) and are recognized as an expense on a straight line basis over the lease term.

2.16 Employee benefits

- i. Provision for gratuity, leave compensation and long service benefits i.e. service award, compassionate gratuity, employees' family benefit scheme and special benefit to MICA division employees is made on the basis of actuarial valuation using the projected unit credit method. Re-measurement, comprising actuarial gains and losses, the effect of the changes to the asset ceiling (if applicable) and the return on plan assets (excluding interest), is reflected immediately in the statement of financial position with a charge or credit recognized in other comprehensive income in the period in which they occur. Re-measurement recognized in other comprehensive income is reflected immediately in retained earnings and will not be reclassified to Statement of Profit or Loss and any change due to plan amendment, curtailment and settlement is considered for determining the current service cost, net interest, past service cost or gain/loss for settlement etc.
- ii. Provision for post-retirement medical benefit is made on defined contribution basis.
- iii. Provident fund contribution is made to Provident Fund Trust on accrual basis.
- iv. Payment of Ex-gratia and Notice pay on Voluntary Retirement are charged to revenue in the year incurred.
- v. Superannuation Pension Benefit, a defined contribution scheme is administered by Life Insurance Corporation of India (LIC). The Company makes contributions based on a specified percentage of each eligible employee's salary.

Short-term employee benefit obligations

Short-term employee benefit obligations are measured on an undiscounted basis and are recorded as expense as the related service is provided. A liability is recognized for the amount expected to be paid under PRP Scheme, if the Company has a present legal or constructive obligation to pay this amount as a result of past service provided by the employee and the obligation can be estimated reliably.

2.17 Taxation

Income tax expense represents the sum of the tax currently payable and deferred tax.

Current tax

The tax currently payable is based on taxable profit for the year. Taxable profit differs from 'profit before tax' as reported in the statement of profit or loss and other comprehensive income/statement of profit or loss because of items of income or expense that are taxable or deductible in other years and items that are never taxable or deductible. The Company's current tax is calculated using tax rates that have been enacted or substantively enacted by the end of the reporting period.

Deferred tax

Deferred tax is recognized on temporary differences between the carrying amounts of assets and liabilities in the financial statements and the corresponding tax bases used in the computation of taxable profit. Deferred tax liabilities are generally recognized for all taxable temporary differences. Deferred tax assets are generally recognized for all deductible temporary differences to the extent that it is probable that taxable profits will be available against which those deductible temporary differences can be utilized. Such deferred tax assets and liabilities are not recognized if the temporary difference arises from the initial recognition (other than in a business combination) of assets and liabilities in a transaction that affects neither the taxable profit nor the accounting profit. In addition, deferred tax liabilities are not recognized if the temporary difference arises from the initial recognition of goodwill.

Deferred tax liabilities are recognized for taxable temporary differences associated with investments in subsidiaries and associates, and interests in joint ventures, except where the company is able to control the reversal of the temporary difference and it is probable that the temporary difference will not reverse in the foreseeable future. Deferred tax assets arising from deductible temporary differences associated with such investments and interests are only recognized to the extent that it is probable that there will be sufficient taxable profits against which to utilize the benefits of the temporary differences and they are expected to reverse in the foreseeable future.

The carrying amount of deferred tax assets is reviewed at the end of each reporting period and reduced to the extent that it is no longer probable that sufficient taxable profits will be available to allow all or part of the asset to be recovered.





Deferred tax liabilities and assets are measured at the tax rates that are expected to apply in the period in which the liability is settled or the asset realised, based on tax rates (and tax laws) that have been enacted or substantively enacted by the end of the reporting period.

Current and deferred tax for the year

Current and deferred tax are recognized in profit or loss, except when they relate to items that are recognized in other comprehensive income or directly in equity, in which case, the current and deferred tax are also recognized in other comprehensive income or directly in equity respectively. Where current tax or deferred tax arises from the initial accounting for a business combination, the tax effect is included in the accounting for the business combination.

Dividend Distribution Tax

Company is recognising the dividend distribution tax payable on payment of dividend under other equity since the dividend payable consequent upon approval of shareholders in Annual General Meeting is also presented under other equity.

Uncertainty over income tax treatments

Company while determining taxable profit (or loss), tax bases, unused tax losses, unused tax credits and tax rates, when there is uncertainty over income tax treatments under Ind AS 12 company is considering the probability of accepting the same treatment by income tax authorities and any change due to this adjusted retrospectively with cumulative effect by adjusting equity on initial application without adjusting comparatives.

2.18 Investment Property

Investment properties are properties held to earn rentals and/or for capital appreciation (including property under construction for such purposes). Investment properties are measured initially at cost, including transaction costs. All of the Company's property interests held under operating leases to earn rentals or for capital appreciation purposes are accounted for as investment properties. After initial recognition, the company measures investment property at cost.

An investment property is derecognized upon disposal or when the investment property is permanently withdrawn from use and no future economic benefits are expected from the disposal. Any gain or loss arising on de recognition of the property (calculated as the difference between the net disposal proceeds and the carrying amount of the asset) is included in profit or loss in the period in which the property is derecognized.

Investment properties are depreciated in accordance to the class of asset that it belongs and the life of the asset is as conceived for the same class of asset at the Company.

2.19 Earnings per share

A basic earnings per equity is computed by dividing the net profit attributable to the equity holders of the company by the weighted average number of equity shares outstanding during the period. Diluted earnings per equity share is computed by dividing the net profit attributable to the equity holders of the company by the weighted average number of equity shares considered for deriving basic earnings per equity share and also the weighted average number of equity shares that could have been issued upon conversion of all dilutive potential equity shares. The dilutive potential equity shares are adjusted for the proceeds receivable had the equity shares been actually issued at fair value (i.e. the average market value of the outstanding equity shares). Dilutive potential equity shares are deemed converted as of the beginning of the period, unless issued at a later date. Dilutive potential equity shares are determined independently for each period presented.

The number of equity shares and potentially dilutive equity shares are adjusted retrospectively for all periods presented for any shares splits and bonus shares issues including for changes effected prior to the approval of the financial statements by the Board of Directors.

2.20 Discontinued operations

A discontinued operation is a component of the Company's business that represents a separate line of business that has been disposed off or is held for sale, or is a subsidiary acquired exclusively with a view to resale. Classification as a discontinued operation occurs upon the earlier of disposal or when the operation meets the criteria to be classified as held for sale.

2.21 Financial instruments

i) Non-derivative financial instruments

Non-derivative financial instruments consist of:

- financial assets, which include cash and cash equivalents, trade receivables, unbilled revenues, finance lease receivables, employee and other advances, investments in equity and debt securities and eligible current and non-current assets;
- Financial liabilities, which include long and short-term loans and borrowings, bank overdrafts, trade payables, eligible current and non-current liabilities.

Financial assets and financial liabilities are offsetted and the net amount is presented in the balance sheet if there is a currently enforceable legal right to offset the recognised amounts and there is an intention to settle on a net basis, to realise the assets and settle the liabilities simultaneously.



Non derivative financial instruments are recognized initially at fair value including any directly attributable transaction costs. Financial assets are derecognized when substantial risks and rewards of ownership of the financial asset have been transferred. In cases where substantial risks and rewards of ownership of the financial assets are neither transferred nor retained, financial assets are derecognized only when the Company has not retained control over the financial asset.

Subsequent to initial recognition, non-derivative financial instruments are measured as described below:

a) Cash and cash equivalents

For the purposes of the cash flow statement, cash and cash equivalents include cash in hand, at banks and demand deposits with banks, net of outstanding bank overdrafts that are repayable on demand and are considered part of the Company's cash management system. In the statement of financial position, bank overdrafts are presented under borrowings within current liabilities.

b) Investments in liquid mutual funds, equity securities (other than Subsidiaries, Joint Venture and Associates) are valued at their fair value. These investments are measured at fair value and changes therein, other than impairment losses, are recognized in other comprehensive income and presented within equity, net of taxes. The impairment losses, if any, are reclassified from equity into statement of income. When an available for sale financial asset is derecognized, the related cumulative gain or loss recognised in equity is transferred to the statement of income.

c) Loans and receivables

Loans and receivables are non-derivative financial assets with fixed or determinable payments that are not quoted in an active market. They are presented as current assets, except for those maturing later than 12 months after the reporting date which are presented as non-current assets. Loans and receivables are initially recognized at fair value plus directly attributable transaction costs and subsequently measured at amortized cost using the effective interest method, less any impairment losses. Loans and receivables comprise trade receivables, unbilled revenues and other assets.

The company estimates the un-collectability of accounts receivable by analysing historical payment patterns, customer concentrations, customer credit-worthiness and current economic trends. If the financial condition of a customer deteriorates, additional allowances may be required.

d) Trade and other payables

Trade and other payables are initially recognized at fair value, and subsequently carried at amortized cost using the effective interest method. For these financial instruments, the carrying amounts approximate fair value due to the short term maturity of these instruments.

e) Investments in Subsidiary, Associates and Joint Venture

The company accounts investment in subsidiary, joint ventures and associates at cost

An entity controlled by the company is considered as a subsidiary of the company.

Investments in subsidiary company outside India are translated at the rate of exchange prevailing on the date of acquisition.

Investments where the company has significant influence are classified as associates. Significant influence is the power to participate in the financial and operating policy decisions of the investee but is not control or joint control over those policies.

A joint arrangement whereby the parties that have joint control of the arrangement have rights to the net assets of the joint arrangement is classified as a joint venture. Joint control is the contractually agreed sharing of control of an arrangement, which exists only when decisions about the relevant activities require unanimous consent of the parties sharing control.

ii) Derivative financial instruments

The Company is exposed to foreign currency fluctuations on foreign currency assets, liabilities, net investment in foreign operations and forecasted cash flows denominated in foreign currency.

The Company limits the effect of foreign exchange rate fluctuations by following established risk management policies including the use of derivatives. The Company enters into derivative financial instruments where the counterparty is primarily a bank.

Derivatives are recognized and measured at fair value. Attributable transaction costs are recognized in statement of income as cost.

Subsequent to initial recognition, derivative financial instruments are measured as described below:

a) Cash flow hedges

In respect of firm commitments and forecast transactions changes in the fair value of the derivative hedging instrument designated as a cash flow hedge are recognized in other comprehensive income and held in cash flow hedging reserve, net of taxes, a component of equity, to the extent that the hedge is effective. To the extent that the hedge is ineffective, changes in fair value are recognized in the statement of profit and loss and reported within foreign exchange gains/ (losses), net within





results from operating activities. If the hedging instrument no longer meets the criteria for hedge accounting, then hedge accounting is discontinued prospectively. The cumulative gain or loss previously recognized in the cash flow hedging reserve is transferred to the statement of profit and loss upon the occurrence of the related forecasted transaction. If the forecasted transaction is no longer expected to occur, such cumulative balance is immediately recognized in the statement of profit and loss.

b) Others

Changes in fair value of foreign currency derivative instruments neither designated as cash flow hedges nor hedges of net investment in foreign operations are recognized in the statement of income and reported within foreign exchange gains/ (losses), net within results from operating activities.

Changes in fair value and gains/ (losses) on settlement of foreign currency derivative instruments relating to borrowings, which have not been designated as hedges are recorded in finance expenses.

2.22 Segment Information

The Chairman and Managing Director (CMD) of the Company has been identified as the Chief Operating Decision Maker (CODM) as defined by IndAS-108, "Operating Segments." The CMD of the Company evaluates the segments based on their revenue growth and operating income.

The Company has identified its Operating Segments as Minerals, Precious Metals, Metals, Agro Products, Coal & Hydrocarbon, Fertilizer and General Trade/others.

The Assets and liabilities used in the Company's business that are not identified to any of the operating segments are shown as unallocable assets/liabilities. Management believes that it is currently not practicable to provide segment disclosures relating to total assets and liabilities since the assets are used interchangeably and hence a meaningful segregation of the available data is onerous.

2.23 Prior Period Errors

Errors of material amount relating to prior period(s) are disclosed by a note with nature of prior period errors, amount of correction of each such prior period presented retrospectively, to the extent practicable along with change in basic and diluted earnings per share. However, where retrospective restatement is not practicable for a particular period then the circumstances that lead to the existence of that condition and the description of how and from where the error is corrected are disclosed in Notes to Accounts. Taking into account the nature of activities of the company, prior period errors are considered material if the items of income / expenditure collectively (net) exceed 0.5% of sales turnover of the company.



Notes to accounts for the year ended March 31, 2020

3. Property, Plant and Equipment

Particulars	(₹ in crore)									
	Gross carrying value as at April 1, 2019	Additions	Disposal/ adjustments	Gross carrying value as at March 31, 2020	Accumulated depreciation as at April 1, 2019	Additions/ Impairment	Disposal/ adjustments	Accumulated depreciation as at March 31, 2020	Net Carrying Value as at March 31, 2020	Net Carrying Value as at March 31, 2019
Land freehold	0.37	-	-	0.37	-	-	-	-	0.37	0.37
- Office building	0.13	-	-	0.13	-	-	-	-	0.13	0.13
- Staff Quarters	1.07	-	-	1.07	0.07	0.02	(0.00)	0.09	0.98	1.00
Land leasehold	1.68	0.24	(0.08)	1.85	0.21	0.35	(0.00)	0.56	1.29	1.47
- Office building	6.68	-	(0.14)	6.53	0.64	0.17	-	0.80	5.73	6.04
- Staff Quarters/Residential Flats	1.36	-	-	1.36	0.16	0.04	(0.01)	0.18	1.17	1.20
- Water supply, Sewerage & Drainage	0.06	0.00	-	0.06	0.03	0.01	-	0.04	0.02	0.03
- Electrical Installations	3.02	0.05	-	3.07	1.84	0.06	0.00	1.89	1.17	1.18
- Roads & Culverts	0.02	-	-	0.02	0.01	0.00	-	0.02	0.01	0.01
- Audio/Fire/Airconditioning	0.12	0.01	-	0.13	0.09	0.02	-	0.11	0.02	0.03
Plant & Equipment	41.29	0.00	(0.18)	41.11	12.67	2.91	(0.18)	15.39	25.72	28.62
Furniture & Fixtures	0.39	-	(0.00)	0.39	0.34	0.01	-	0.35	0.04	0.05
- Partitions	1.32	0.23	(0.01)	1.53	0.43	0.15	(0.01)	0.57	0.96	0.88
- Vehicles	0.55	-	(0.05)	0.50	0.24	0.06	(0.06)	0.24	0.26	0.32
Office Equipments	1.72	0.06	(0.05)	1.73	1.14	0.26	(0.05)	1.35	0.38	0.58
Others:-	0.00	-	-	0.00	-	-	-	-	0.00	0.00
- Railway Wagon Rakes	0.00	-	-	0.00	-	-	-	-	0.00	0.00
- Railway Loop Line at BNHT	0.00	-	-	0.00	-	-	-	-	0.00	0.00
- Computer/ Data Processors	2.39	0.10	(0.11)	2.38	1.83	0.22	(0.08)	1.98	0.40	0.56
Total	62.16	0.71	(0.64)	62.23	19.70	4.28	(0.39)	23.58	38.64	42.47
Last Year	59.97	2.26	(0.07)	62.16	14.99	4.72	(0.02)	19.70	42.47	
Right to Use Assets	1.62	4.45	-	6.07	0.13	1.47	-	1.60	4.47	1.49
Last Year	1.62	-	-	1.62	0.13	-	-	0.13	1.49	
Capital Work in Progress	0.28	-	(0.28)	-	-	-	-	-	-	0.28
Last Year	-	0.28	-	0.28	-	-	-	-	0.28	

(a) Leasehold lands, roads and culverts, sewerage, drainage and water supply for staff quarters at Delhi includes those held jointly with STCL limited earlier on 50:50 basis. However, during 2018-19, the company has obtained execution of separate lease deed for 16.16 acre land from DDA towards its share.

(b) During the year, the company assessed the impairment loss of assets and accordingly provision towards impairment in the value of PPE amounting to ₹ Nil crores (P.Y. ₹ 0.27 crore) has been made during the year.



4. Investment Property

(₹ In crores)

Particulars	As at March 31, 2020	As at March 31, 2019
Gross carrying value as at beginning of the year	4.66	4.66
Additions	0.22	-
Disposal/adjustments	-	-
Gross carrying value as at end of the year	4.88	4.66
Accumulated depreciation as at beginning of the year	0.66	0.50
Additions	0.19	0.16
Accumulated depreciation as at end of the year	0.85	0.66
Net Carrying Value as at end of the year	4.03	3.99

Amounts recognised in profit or loss for investment properties

(₹ in crores)

Particulars	March 31, 2020	March 31, 2019
Rental income	1.35	1.86
Profit from investment properties before depreciation	1.35	1.86
Depreciation	0.08	0.16
Profit from investment properties	1.27	1.70

leasing arrangements

Certain investment properties are leased to tenants under long-term operating leases with rentals payable monthly. Minimum lease payments receivable under non-cancellable operating leases of investment properties are as follows

(₹ in crores)

Particulars	March 31, 2020	March 31, 2019
Within one year	-	0.28
Later than one year but not later than five year	-	-
Later than five year	-	-
Total	-	0.28

Estimation of fair value

The investment properties have been measured following cost model. The fair values of investment properties determined by independent valuer is ₹ 96.48crore (P.Y. ₹ 126.18crore)

5. Other Intangible Assets

(₹ in crore)

Particulars	Gross carrying value as at April 1, 2019	Additions	Disposal/adjustments	Gross carrying value as at March 31, 2020	Accumulated depreciation as at April 1, 2019	Additions	Disposal/adjustments	Accumulated depreciation as at March 31, 2020	Net Carrying Value as at March 31, 2020	Net Carrying Value as at March 31, 2019
Computer Softwares	3.39	0.64	0.08	4.11	2.59	0.78	0.18	3.55	0.56	0.80
Last Year	3.39	-	-	3.39	1.93	0.66	-	2.59	0.80	





6. Investments

(₹ in crores)

Particulars	As at March 31, 2020		As at March 31, 2019	
A. NON-CURRENT INVESTMENTS				
a) Investments in Equity Instruments at amortized cost				
i) Subsidiaries				
Unquoted				
MMTC Transnational Pte. Ltd. 1461502 (P.Y. 1461502) fully paid up equity shares of S\$ 1 each.		3.14		3.14
ii) Joint Ventures				
Unquoted				
Neelachal Ispat Nigam Limited. 368762744 (P.Y. 289342744) fully paid up equity shares of ₹ 10 each.		-		379.69
MMTC Gitanjali Limited. 2987400(P.Y. 2987400) fully paid up equity shares of ₹10 each.	2.99		2.99	
Add/(Less): impairment in value of investment	(2.99)	0.00	(2.99)	0.00
Free Trade Warehousing Pvt. Ltd.5000(P.Y. 5000) fully paid up equity shares of ₹10 each.		0.01		0.01
MMTC Pamp India Pvt. Limited.17446000(P.Y. 17446000) fully paid up equity shares of ₹10 each.		17.45		17.45
Sical Iron Ore Terminal Limited. 33800000(P.Y. 33800000) fully paid up equity shares of ₹10 each.		-		33.80
iii) Others				
Fair value through other comprehensive income				
Quoted				
Bombay Stock Exchange Limited. 38961 (P.Y. 38961) fully paid up equity shares of ₹2 each.	3.00		3.00	
Add/(Less): Fair Value Adjustment through Other Comprehensive Income	(1.84)	1.16	(0.62)	2.38
Unquoted				
Indian Commodity Exchange Limited.32000000 (P.Y. 32000000) fully paid up equity shares of ₹5 each.		-		16.00
Amortized cost				
Unquoted				
Indo French Biotech Limited. 4750000(P.Y. 4750000) fully paid up equity shares of ₹10 each.	4.75		4.75	
Add/(Less): impairment in value of investment	(4.75)	0.00	(4.75)	0.00
Total Investments in Equity Instruments		21.76		452.47

(₹ in crores)

Total Non-Current Investments (Gross)	Aggregate Amount	Market Value	Aggregate Amount	Market Value
		-		-
Aggregate amount of quoted investments and market value there of	3.00	1.16	3.00	2.38
Aggregate amount of unquoted investments	28.33	-	457.83	-
Aggregate amount of impairment in the value of investments	7.74	-	7.74	-

Particulars	As at March 31, 2020		As at March 31, 2019	
B. CURRENT INVESTMENTS	-	-	-	-



Particulars	As at March 31, 2020		As at March 31, 2019	
6 C. NON-CURRENT INVESTMENTS HELD FOR SALE				
a) Investments in Equity Instruments at amortized cost				
Joint Ventures				
Unquoted				
Neelachal Ispat Nigam Limited. 368762744(289342744, 31st March 2019) fully paid up equity shares of ₹10 each.		459.11		-
Sical Iron Ore Terminal Limited. 33800000(33800000, 31st March 2019) fully paid up equity shares of ₹10 each.	33.80			-
Add/(Less): Fair Value Adjustment through Profit & Loss	(33.80)	-		
Others				
Fair value through other comprehensive income				
Unquoted				
Indian Commodity Exchange Limited.32000000(32000000, 31st March 2019) fully paid up equity shares of ₹5 each.	16.00			-
Add/(Less): Fair Value Adjustment through Other Comprehensive Income	(8.16)	7.84		
Total Investments held for sale		466.95		-
b) PPE HELD FOR SALE		0.02		
TOTAL (a)+(b)		466.97		-

- i. All Non-Current Investments in Equity Instruments of Subsidiaries and Joint Ventures are carried at cost less impairment in value of investment, if any. The Investment in Equity Instruments of others are carried at Fair Value.
- ii. The Company had invested ₹33.80 crore (P.Y ₹33.80 crore) towards 26% equity in SICAL Iron Ore Terminal Limited (SIOTL), a Joint Venture for the construction and operation of iron ore terminal at Kamrajara Port. The construction of terminal was completed by November 2010, the same could not be commissioned due to restrictions on mining, transportation and export of iron ore. After due tender process, Kamrajara Port Ltd (KPL) has allowed to SIOTL for necessary modifications to also handle common user coal. MMTC's Board of Directors during its 428th meeting held on 14.09.16 approved MMTC's exit through open tender mechanism from the JV. Accordingly, bids were invited from interested bidders for sale of MMTC's equity. No bids were received in the tender process. However, the lead promoter (i.e. M/s Sical Logistics Ltd) has agreed to buy MMTC's equity at the reserve price of ₹34.26 crore. Accordingly, the Share Purchase Agreement (SPA) has been signed and in terms of the agreement M/s SICAL Logistics Ltd have deposited ₹0.50 crore with MMTC towards performance of the Agreement. As per terms of SPA, M/s SIOTL applied to M/s Kamrajara Port Ltd for NOC/Permission of MMTC's exit from the JV. The NOC was received in Oct 2019. However, balance payment has not been received so far. Keeping in view the delay in receipt of share purchase value from M/s SICAL Logistics Ltd and financial distress of M/s Sical Logistics Ltd, a provision has been created for ₹33.80 crore towards impairment in value of investment on SIOTL. Accordingly the investment has been shown as 'held for sale'.
- iii. Government of India has accorded 'in principle' approval for divestment of 100 % equity of MMTC in NINL. The process of divestment is underway through DIPAM. Accordingly, the investment has been shown as investment 'held for sale'.
- iv. Against the initial investment of 5.20 crore equity shares of ₹ 5 each amounting to ₹26.00crore in the Indian Commodity Exchange (ICEX) [representing 26% holding of the Company in ICEX], the Company divested 2 crore equity shares at a premium of 100% during 2015-16. A Right Issue at a 100% premium was brought out by ICEX in February/March 2016 that got fully subscribed. Again during FY 2016-17, ICEX brought out Right Issue at 100% Premium that also got fully subscribed. MMTC did not participate in the above Right Issues. MMTC's holding as on 31.03.2020 is 6%.

MMTC valued its equity holding in ICEX at at book value of ICEX at ₹7.84 crore as at 31.3.2020 (P.Y. ₹16.00 crore). The equity shares of ICEX are not listed at any stock exchange in India as on 31.03.2020. MMTC has invited Request for Proposal (RfP) for divestment of 6% equity in ICEX and accordingly the investment has been shown as 'held for sale' as on 31.3.2020.





7. Trade Receivable

(₹ in crores)

Particulars	As at March 31, 2020	As at March 31, 2019
Other Trade Receivables		
a) Considered Good - Secured	303.54	178.55
b) Considered good - Unsecured	1,621.82	99.28
c) Which have significant increase in Credit Risk	-	-
d) Credit impaired	388.97	391.20
Less : Allowances for bad and doubtful debts	388.97	391.20
Sub-Total	1,925.36	277.83
Total	1,925.36	277.83
NON-CURRENT (A)	-	-
CURRENT (B)	1,925.36	277.83
TOTAL	1,925.36	277.83

Out of the above, amount due by directors or other officers of the company or any of them either severally or jointly with any other person or amounts due by firms or private companies respectively in which any director is a partner or a director or a member is ₹Nil (P.Y. ₹Nil).

Movement in allowances for bad & doubtful debt:

(₹ in crores)

Particulars	As at March 31, 2020	As at March 31, 2019
Balance at the beginning of the year	391.20	391.64
Additions during the year	1.33	-
Reversals during the year	(3.56)	(0.41)
Utilisations during the year	-	(0.03)
Balance at the end of the year	388.97	391.20

8. Loans

(₹ in crores)

Particulars	As at March 31, 2020		As at March 31, 2019	
	CURRENT	NON-CURRENT	CURRENT	NON-CURRENT
<i>Considered good - Secured</i>				
Security Deposits	-	0.01	-	0.01
Loans to Related Parties	-	-	-	-
Loans to Employees	0.72	3.14	0.80	3.74
Others	-	-	-	-
Sub- Total	0.72	3.15	0.80	3.75
<i>Considered good - Unsecured</i>				
Security Deposits	-	1.87	-	1.86
Loans to Related Parties	-	0.00	-	0.00
Loans to Employees	1.00	1.63	1.45	2.21
Others	-	-	-	-
Sub- Total	1.00	3.50	1.45	4.07
<i>Which have significant increase in Credit Risk</i>				
Security Deposits	-	-	-	-
Loans to Related Parties	-	-	-	-
Loans to Employees	-	-	-	-
Others	-	-	-	-
Sub- Total	-	-	-	-
<i>Credit impaired</i>				
Security Deposits	-	0.17	-	0.17
Loans to Related Parties	-	-	-	-
Loans to Employees	-	-	-	-
Others	0.03	0.14	0.03	0.08
Less: Allowance for bad and doubtful loans	0.03	0.31	0.03	0.25
Sub- Total	-	-	-	-
Total	1.72	6.65	2.25	7.82

Out of the above, amount due by directors or other officers of the company or any of them either severally or jointly with any other person or amounts due by firms or private companies respectively in which any director is a partner or a director or a member is ₹0.004 crore (P.Y. ₹0.01 crore).



9. Other Financial Assets

(₹ in crores)

Particulars	As at March 31, 2020		As at March 31, 2019	
	CURRENT	NON-CURRENT	CURRENT	NON-CURRENT
Bank Deposits with more than 12 months maturity	-	0.03	-	0.86
Balance with bank for Unpaid Dividend	-	0.22	-	0.17
Receivable From NSEL (i)	-	208.25	-	208.25
Demurrage and Dispatch receivable	5.82	6.41	4.23	5.92
Forward Contract Receivable	-	-	-	-
Advances to other Companies (ii)	-	33.53	-	33.46
Other Advances	1.40	8.71	1.93	9.14
Interest accrued due/not due on:				
-Term Deposits	1.13	-	0.73	-
-Loans to Employees	0.71	7.69	0.95	9.25
-Loans to Related Parties	-	-	-	-
-Loans to Others	0.55	15.03	0.07	0.83
Others	-	11.27	-	20.09
Less: Impairment / Allowances for bad and Doubtful Receivables	1.13	245.01	1.07	245.89
Total	8.48	46.13	6.84	42.08

- (i) Represents ₹ 208.25 crore (P.Y. ₹ 208.25 crore) recoverable from various borrowers and National Spot Exchange (NSEL) arising on account of default of payment obligation of NSEL against which full provision has already been made. The Company has filed legal suit in Bombay High Court against NSEL and others and hearings are in progress. CBI also investigated the case. The Hon'ble Supreme Court of India has set aside the order of amalgamation of NSEL with FTIL.
- (ii) During the year a provision of ₹ 0.36 crore (P.Y. ₹ 15.94 crore) has been made against advance for project development to HFTWPL & KFTWPL. Total Provision as on 31.03.2020 is ₹ 16.30 crore (P.Y. ₹ 15.94 crore)

10. Deferred Tax Assets

(₹ in crores)

Particulars	As at March 31, 2020	As at March 31, 2019
Deferred Tax Liability		
Property, plant and equipment	(8.70)	(8.70)
Sub Total	(8.70)	(8.70)
Deferred tax Assets		
Prov. For Doubtful Debts	233.27	233.27
DWA Risk	0.01	0.01
VRS Expenses	6.26	6.26
Sub Total	239.54	239.54
Deferred tax Assets (net)	230.84	230.84

Deferred Tax assets have been recognised to the extent of expected utilisation against probable future taxable income of the company. However, the Company has not recognised deferred tax assets arising during the year on conservative basis keeping in view of uncertainties involved.

Movement in deferred tax balances during the year

(₹ in crores)

Particulars	Balance As at March 31 2019	Recognised in Profit and Loss	Adjustments	Balance As at March 31 2020
Deferred Tax Liability				
Property plant and equipment	(8.70)	-	-	(8.70)
Sub Total	(8.70)	-	-	(8.70)
Deferred Tax Assets				
Provisions for Bad & Doubtful Debts	233.27	-	-	233.27
Prov. for DWA Risk	0.01	-	-	0.01
VRS Expenses	6.26	-	-	6.26
Sub Total	239.54	-	-	239.54
Total	230.84	-	-	230.84



Recognised Deferred tax assets

Deferred tax assets have been recognized in respect of the following items (₹ in crores)

Particulars	As at March 31, 2020	As at March 31, 2019
Deductible temporary differences	-	230.84
Total	-	230.84

11. Other Assets (₹ in crores)

Particulars	As at March 31, 2020	As at March 31, 2019
A. Non-Current		
Advances other than Capital Advances		
-Security Deposits	0.04	0.04
- Advances to other Suppliers	4.67	4.67
- Other Advances	17.12	17.20
Allowances for bad and Doubtful Advance	(17.98)	(18.06)
Others		
- Income Tax paid recoverable	20.94	20.63
- Others	0.01	0.01
Total	24.80	24.49
B. Current		
Advances other than Capital Advances		
-Security Deposits	13.09	7.35
-Advances to Related Parties	1,425.00	1,425.01
-Trade Related Advance to Related Parties	1,796.00	1,169.56
- Interest accrued realisability uncertain	(252.18)	-
- Advances to other Suppliers	5.75	2.09
- Claim Recoverable Others	135.65	49.58
-Gold/Silver stock towards unbilled purchases	238.18	227.02
- Other Advances	23.68	22.47
Allowances for bad and Doubtful Advance	(3.25)	(3.25)
Others		
- Sales Tax refund due	13.79	14.77
- Excise/Custom duty refund due	4.64	4.53
- Service Tax refund due	0.47	0.05
-Others	49.63	84.70
Total	3,450.45	3,003.88

12. Inventories (₹ in crores)

Particulars	As at March 31, 2020	As at March 31, 2019
Raw Materials	11.31	26.90
Finished Goods	43.38	30.10
Stock in trade	155.85	222.66
(includes goods in transit valued at ₹ 7.69 crore (P.Y. ₹ 139.74 crores))		
Others-Inventory Hedge Adjustment	7.20	0.15
Total	217.74	279.81

- As taken, valued and certified by the management.
- Inventories including goods in transit are valued at lower of the cost or realizable value as on 31st March 2020. Valuation of closing stock at market price being lower than cost, has resulted in a loss of ₹7.50 crore (P.Y. ₹0.80 crore).
- Stock-in-trade includes the following:
 - 39936 units (P.Y. 20920 units) Certified Emission Reductions (CERs) valued at ₹1 (P.Y. ₹0.07 crore) as per IndAS-2 'Inventories', being lower of cost or net realizable value.
 - Nil units (P.Y. 39939 units) number of CERs under certification.
 - An amount of ₹5.13 crore (P.Y. ₹4.34 crore) has been spent on account of Depreciation, O&M cost of Emission Reduction equipment.
- Stock in Trade includes an inventory of ₹22.18 crore (P.Y. ₹Nil crore) valued at cost relating to onion imported under Price Stabilization Scheme of the Government of India to create Buffer Stock of onion. (Refer note 36(e)).



13. Cash & Cash Equivalents

(₹ in crores)

Particulars	As at March 31, 2020	As at March 31, 2019
Balances with Banks		
(a) in Current Account	48.41	2.76
(b) In term deposit with original maturity upto 3 months	-	0.73
(c) Debit balance in Cash Credit Account	14.82	24.14
Cheques / Drafts / Stamps on hand	0.00	0.00
Cash on hand	0.04	0.10
Total	63.27	27.73

14. Bank Balances other than above

(₹ In crores)

Particulars	As at March 31, 2020	As at March 31, 2019
For Unpaid Dividend	-	-
As Margin money/under lien	44.71	4.49
In term deposit with original maturity more than 3 months but less than 12 months	12.16	22.99
Total	56.86	27.48

15. Current tax Assets (Net)

(₹ In crores)

Particulars	As at March 31, 2020	As at March 31, 2019
Advance tax paid for the FY 2019-20	11.44	
Advance tax paid for the FY 2018-19	-	22.21
Advance tax paid for the FY 2016-17	-	0.01
Total	11.44	22.22

16. A. Equity Shares Capital

(₹ in crores)

Particulars	As at March 31, 2020		As at March 31, 2019	
	Number	Amount	Number	Amount
Authorized				
Ordinary shares of par value of ₹ 1/- each				
Number	2,000,000,000		2,000,000,000	
Amount		200.00		200.00
Issued, subscribed and fully paid				
Ordinary shares of par value of ₹ 1/- each				
Number	1,500,000,000		1,500,000,000	
Amount		150.00		150.00

Reconciliation of number of shares:

Particulars	As at March 31, 2020	As at March 31, 2019
Opening Equity Shares	1,500,000,000	1,000,000,000
Add: -No. of Shares issued/ subscribed during the year		500,000,000
Less: Deduction	-	-
Closing balance	1,500,000,000	1,500,000,000

No. of Shares in the company held by shareholder holding more than 5 percent

Name of the Shareholder	As at March 31, 2020	As at March 31, 2019
- President of India	1,348,903,143	1,348,903,143

The Company has one class of share capital, comprising ordinary shares of ₹ 1/- each. Subject to the Company's Articles of Association and applicable law, the Company's ordinary shares confer on the holder the right to receive notice of and vote at general meetings of the Company, the right to receive any surplus assets on a winding-up of the Company, and an entitlement to receive any dividend declared on ordinary shares.

Movements in equity share capital: During the year, the company has not bought back any shares.

The Company does not have any holding company.

During 2018-19, the company has allotted 50 crore equity shares in ratio of 1:2 as fully paid bonus shares by capitalization of free reserves amounting to ₹ 50 crore, pursuant to an ordinary resolution passed after taking consent of shareholders through postal ballot. Accordingly the paid up share capital of the company stands increased to ₹ 150/- crore divided into 150 crore equity share of ₹ 1/-each fully paid.



B. Other Equity

(₹ in crores)

Particulars	As at March 31, 2020	As at March 31, 2019
Research & Development Reserve	-	0.35
General reserve	596.97	586.62
Retained Earnings	460.83	755.28
Other Comprehensive Income Reserves	(23.65)	(3.00)
Total Other Equity	1,034.15	1,339.25

(i) Research & Development Reserve

(₹ in crores)

Particulars	As at March 31, 2020	As at March 31, 2019
Opening Balance	0.35	0.35
Transfer from surplus	-	-
Transfer to general reserve	(0.35)	-
Closing Balance	-	0.35

(ii) General Reserve

(₹ in crores)

Particulars	As at March 31, 2020	As at March 31, 2019
Opening Balance	586.62	626.62
Transfer from surplus/other reserves	10.35	10.00
Issue of Bonus Shares	-	(50.00)
Closing Balance	596.97	586.62

(iii) Retained Earnings

(₹ in crores)

Particulars	As at March 31, 2020	As at March 31, 2019
Opening Balance	755.27	721.67
Net Profit for the year	(227.11)	81.43
Items recognized directly in retain earnings	(3.09)	-
Remeasurements of post employment benefit obligation	-	(1.65)
Dividend and Dividend Tax	(54.25)	(36.17)
Appropriations:-		
General Reserve	(10.00)	(10.00)
Closing Balance	460.83	755.28

(iv) Other Reserve

(₹ in crores)

Particulars	Equity Instruments through OCI	Remeasurements - Post Employee Benefit Plans	Total other reserves
As at April 1 2018	(0.05)	0.86	0.81
Remeasurements of the defined benefit plans	-	(3.24)	(3.24)
Equity Instruments through other comprehensive income	(0.57)	-	(0.57)
As at March 31, 2019	(0.62)	(2.38)	(3.00)
Remeasurements of the defined benefit plans	-	(11.27)	(11.27)
Equity Instruments through other comprehensive income	(9.38)	-	(9.38)
As at March 31, 2020	(10.00)	(13.65)	(23.65)

17. Borrowings

(₹ in crores)

Particulars	As at March 31, 2020	As at March 31, 2019
A. NON-CURRENT		
(i) Term Loans		
(a) From Banks		
-Secured	-	-
-Unsecured	166.70	-
Total	166.70	-
B. CURRENT		
(i) Loans repayable on Demand		
(a) From Banks		
-Secured (against hypothecation of inventories, trade receivables and other current assets present and future)	463.42	621.75
-Unsecured	1,791.76	300.18
Other Loans- From National Small Saving Fund (NSSF)	1,310.00	-
Total	3,565.18	921.93



- The loans have not been guaranteed by any of the director or others.
- The loans have been taken from Banks under Cash Credit/Packing Credit Accounts/Others and are repayable within one year. Interest payable on loan repayable on demand is based on MCLR plus spread of banks.
- The company has not defaulted in repayment of any loan and interest thereon.
- Loan of ₹ 1310 crore has been taken from National Small Saving Fund (NSSF) - GOI for Import of Urea which has been repaid after March, 2020.

18. Trade Payable

(₹ in crores)

Particulars	As at March 31, 2020	As at March 31, 2019
CURRENT		
Trade Payables		
Total outstanding dues of micro and small enterprises	0.08	6.79
Total outstanding dues of creditors other than micro and small enterprises	650.74	1,019.23
-Trade Payables to Related Parties		
Total outstanding dues of micro and small enterprises	-	-
Total outstanding dues of creditors other than micro and small enterprises	12.39	7.74
Total	663.21	1,033.76

19. Other Financial Liabilities

(₹ in crores)

Particulars	As at March 31, 2020	As at March 31, 2019
A. NON-CURRENT		
Lease	5.81	-
Total	5.81	-
B. CURRENT		
Payables-Other than trade	9.50	13.11
Despatch/ Demurrage payable	4.90	3.40
Amount recovered -pending remittance	0.22	0.77
Interest accrued on borrowings	13.29	3.88
Security Deposit &EMD	38.07	34.81
Unpaid Dividend	0.22	0.17
Claims payable	45.41	43.73
Lease	0.27	-
Others	87.47	80.21
Total	199.35	180.07

20. Provisions

(₹ in crores)

Particulars	As at March 31, 2020	As at March 31, 2019
A. NON-CURRENT		
EMPLOYEE BENEFIT OBLIGATIONS		
a) Earned Leave	11.68	14.73
b) Compassionate Gratuity	0.10	0.10
c) Post Retirement Medical Benefit		
Retired/retiring on or after 01.01.2007	4.25	104.04
Retired before 01.01.2007	1.46	40.92
d) Half Pay Leave	18.26	18.92
e) Service Award	3.88	4.55
f) Employee's Family Benefit Scheme	3.48	3.38
g) Special benefit to MICA employees	1.73	1.91
Total	44.84	188.55



B. CURRENT EMPLOYEE BENEFIT OBLIGATIONS		
a) Earned Leave	2.75	3.30
b) Compassionate Gratuity	0.06	0.06
c) Post Retirement Medical Benefit		
Retired/retiring on or after 01.01.2007	0.10	2.53
Retired before 01.01.2007	0.27	8.48
d) Half Pay Leave	3.62	4.40
e) Gratuity	11.12	6.39
f) Service Award	0.97	1.15
g) Bonus/performance related pay	21.11	22.73
h) Employee's Family Benefit Scheme	0.55	0.62
i) Special benefit to MICA employees	0.43	0.40
Sub Total	40.98	50.07
OTHERS		
Destinational weight and analysis risk	0.04	0.03
Provision for Litigation Settlements	11.38	-
Sub Total	11.42	0.03
Total	52.40	50.10

21. Other Liabilities

(₹ in crores)

Particulars	As at March 31, 2020	As at March 31, 2019
Current		
Advance Received from Customers	448.00	290.86
Statutory dues Payable	11.07	41.71
Amount payable towards unbilled purchases	238.18	227.02
Others	1.28	1.12
Total	698.53	560.71

22. Current tax liabilities (Net)

(₹ in crores)

Particulars	As at March 31, 2020	As at March 31, 2019
Income tax payable for the FY 2019-20	-	-
Income tax payable for the FY 2018-19	-	30.40
Total	-	30.40

23. Revenue From Operations

(₹ in crores)

Particulars	For the year ended March 31, 2020	For the year ended March 31, 2019
Sale of Products	24,051.99	28,288.27
Sale of Services	4.06	4.55
Other Operating Revenue		
- Claims	89.25	462.68
- Despatch Earned	-	-
- Other Trade Income	(10.32)	223.94
Total	24,134.98	28,979.44

24. Other Income

(₹ in crores)

Particulars	For the year ended March 31, 2020	For the year ended March 31, 2019
Interest Income		
- From Fixed Deposits	3.10	1.51
- From Customers on amount overdue	0.04	0.05
- Others	8.20	2.02
Dividend Income		
- From Subsidiary/Joint Ventures	12.21	5.23
- From Others	0.20	0.17
Other Non Operating Revenue (Net of expenses directly attributable to such income)		
- Staff Quarters Rent	0.64	0.72
- Liabilities Written Back	4.91	2.23
- Misc. Receipt	2.89	5.86
Total	32.19	17.79


25. Cost of Materials Consumed

(₹ in crores)

Particulars	For the year ended March 31, 2020	For the year ended March 31, 2019
Opening stock of Raw Material	26.97	4.28
Add: Transfer from purchases	161.13	146.97
Less: Closing Stock of Raw Material	10.64	27.00
Cost of Material Consumed	177.46	124.25
Consumables	-	-

26. Purchase of Stock-in-Trade

(₹ in crores)

Particulars	For the year ended March 31, 2020	For the year ended March 31, 2019
A. Purchases		
Precious Metal	7,524.20	11,863.68
Metals	755.26	2,025.47
Fertilizers	11,058.25	9,755.99
Minerals	1,684.03	818.18
Agro Products	821.70	367.56
Coal and Hydrocarbons	1,219.42	1,195.52
Others	10.90	20.73
B. Stock Received/(Issued) in kind		
Precious Metals	(0.13)	(0.18)
TOTAL	23,073.63	26,046.95

27. Changes in Inventory

(₹ in crores)

Particulars	For the year ended March 31, 2020	For the year ended March 31, 2019
A. Finished Goods		
Opening Balance	30.18	34.19
Closing Balance	46.53	31.38
Changes in Inventory of Finished Goods	(16.35)	2.81
B. Stock-In-Trade		
Opening Balance	222.66	1,673.02
Closing Balance	162.35	222.54
Changes in Inventory of Stock in Trade	60.31	1,450.48
Net (Increase) /Decrease	43.96	1,453.29

28. Employees' Benefit Expenses

(₹ in crores)

Particulars	For the year ended March 31, 2020	For the year ended March 31, 2019
a) Salaries and Wages		
Salaries and Allowances	125.53	132.52
Leave Encashment	11.94	8.88
Bonus	0.06	0.07
Performance Related Pay	0.00	10.51
Medical Expenses	13.20	20.97
Group Insurance	0.01	0.00
Contribution to DLIS	-	0.14
VR Expenses	22.87	21.39
b) Contribution to Provident Fund & Other Funds		
Provident Fund	9.88	11.61
Gratuity Fund	3.41	6.93
Family Pension Scheme	1.02	1.33
Superannuation Benefit	5.09	5.43
c) Staff Welfare Expenses	1.36	1.57
TOTAL	194.37	221.35

29. Finance Cost

(₹ in crores)

Particulars	For the year ended March 31, 2020	For the year ended March 31, 2019
a) Interest Expenses	138.68	65.13
b) Interest Expenses on Lease	0.32	-
c) Premium on forward contract	-	0.14
TOTAL	139.00	65.27



30. Depreciation And Amortization Expenses

(₹ in crores)

Particulars	For the year ended March 31, 2020	For the year ended March 31, 2019
Depreciation on PPE	4.71	4.72
Depreciation on Investment Property	0.16	0.16
Amortization of Intangible Assets	0.78	0.66
TOTAL	5.65	5.54

31. Other Expenses

(₹ in crores)

Particulars	For the year ended March 31, 2020	For the year ended March 31, 2019
a. Operating Expenses :		
Freight	51.50	123.13
Demurrage	25.37	0.90
Clearing, Handling, Discount & Other charges	35.36	16.47
L/C negotiation and other charges	1.59	0.67
Difference in foreign exchange	(6.61)	5.37
Customs duty	546.41	725.14
Excise Duty	-	-
Packing Material	1.25	0.66
Insurance	0.08	0.26
Godown insurance	0.87	1.46
Plot and Godown rent	2.86	6.56
Provision for destinal weight and analysis risk	0.04	0.03
Sub total (a)	658.72	880.65
b. Administrative Expenses :		
Rent	2.22	2.88
Security Expenses	3.62	3.21
Rates and taxes	2.12	1.49
Insurance	0.25	0.19
Repairs to buildings	5.11	4.46
Repairs to machinery	0.03	0.04
Repairs & Maintenance- Computers	1.63	2.05
Repairs & Maintenance - Others	0.67	0.61
Electricity & Water Charges	3.13	3.27
Advertisement & Publicity	0.90	1.62
Printing & Stationery	0.47	0.54
Postage & Courier	0.15	0.12
Telephone	1.09	1.27
Telecommunication	0.39	0.39
Travelling	1.69	3.46
Vehicle	1.47	1.88
Entertainment	0.51	0.55
Legal	11.43	7.20
Auditors' Remuneration (i)	0.64	0.63
Bank Charges	1.88	0.95
Books & Periodicals	0.05	0.06
Trade / Sales Promotion	0.83	0.47
Subscription	0.61	0.43
Training, Seminar & Conference	0.14	0.28
Professional/Consultancy	2.39	1.80
CSR Expenditure (ii)	1.43	1.35
Difference in foreign exchange	0.80	4.03
Service Tax/GST	0.82	0.59
Exhibition and Fairs	0.76	2.21
Miscellaneous Expenses	9.24	6.53
Sub Total (b)	56.47	54.56
c. Others :		
Bad Debts/Claims/Assets written off/withdrawn	0.34	1.06
Allowance for Bad and Doubtful Debts / claims/ advances	0.49	15.96
Sub Total (c)	0.82	17.02
TOTAL (a+b+c)	716.01	952.23

i) Amount paid to auditors

Particulars	For the year ended March 31, 2020	For the year ended March 31, 2019
As Auditor	0.33	0.33
For Taxation Matters/Tax Audit	0.16	0.16
For Other Services	0.15	0.14
For Reimbursement of Expenses	0.01	0.00
TOTAL	0.64	0.63



ii) Details of CSR expenditure

Gross amount required to be spent by the company
(Equivalent to 2% of Average Net Profit during preceding three Years)

March 31, 2020
₹1.73 crore

March 31, 2019
₹1.25 crore

Particulars	Amount spent during the year	Balance unspent
For the year ended 31st March 2020		
(i) Construction / acquisition of any asset	0.82	0.37
(ii) On purposes other than (i) above	0.61	0.60
(iii) Against CSR Reserve of previous years		
For the year ended 31st March 2019		
(i) Construction / acquisition of any asset	0.47	0.58
(ii) On purposes other than (i) above	0.86	0.11
(iii) Against CSR Reserve of previous years	-	-

Amount spent during the year includes ₹0.59 crore (P.Y. 0.15 crore) for Construction / acquisition of any asset and others of ₹0.05 crore (P.Y. 0.54 crore) being unspent as on 31.03.2019

32. Exceptional Items

(₹ in crores)

Particulars	For the year ended March 31, 2020	For the year ended March 31, 2019
Write-down of inventories to net realisable value and its reversal	7.50	0.80
Disposals of items of assets	(0.06)	0.02
Provision for diminution in value of non current investment (i)	33.80	-
Litigation settlements	6.91	12.48
Provisions no longer required	(3.83)	(3.54)
TOTAL	44.32	9.76

(i) Represents provision towards equity investment in SICAL Iron Ore Terminal Ltd.

33. Tax Expense

(₹ in crores)

Particulars	For the year ended March 31, 2020	For the year ended March 31, 2019
Current year	-	33.00
Adjustments relating to prior periods	(0.12)	(0.61)
Sub Total (A)	(0.12)	32.39
Deferred tax expense		
Origination and reversal of temporary differences	-	4.77
Sub Total (B)	-	4.77
Total (A+B)	(0.12)	37.16

Tax recognised in other comprehensive income

Particulars	For the year ended March 31, 2020	For the year ended March 31, 2019
Defined benefit plan actuarial gains (losses)	-	2.90
Total	-	2.90

Reconciliation of effective tax

Particulars	For the year ended March 31, 2020	For the year ended March 31, 2019
Profit before tax	(227.23)	118.59
Enacted tax Rate	34.94	34.94
Computed Expected Tax Expenses	-	41.44
Non-deductible expenses	-	10.29
Tax exempt income/ any other deduction or allowable exp.	-	(18.74)
Change in estimates related to prior years	-	(0.61)
Deferred Tax	-	4.77
Tax Expenses for the year	-	37.16
Adjustment : Tax effect on OCI	-	(2.90)
Net Tax Expenses for the year	-	34.26



34. Contingent Liabilities & Disclosures:

i)

(₹ in crores)

Particulars		As at 31.03.2020	As at 31.03.2019
(I)			
a)	Claims against the company not acknowledged as debts including foreign currency claim.	202.35	207.87
b)	Disputed Income Tax Demand against which ₹ 19.64 crore (P.Y. ₹ 19.08 crore) deposited.	40.59	50.40
c)	Disputed TDS demands	0.00	0.00
d)	Disputed Sales Tax Demand against which ₹ 12.36 crore (P.Y. ₹ 17.80 crore) deposited and ₹ 0.07 crore (P.Y. ₹ 0.07 crore) covered by Bank Guarantees.	202.66	203.90
e)	Disputed Service Tax Demand	107.10	101.12
f)	Disputed Central Excise demand	20.29	19.53
g)	Disputed PF demand	2.24	2.24
h)	Custom Bonds	267.08	186.77
i)	Outstanding GR-1 against which Bank Guarantee furnished of ₹ 0.73 crore (P.Y. ₹ 0.73 crore).	1.60	1.60
j)	Claims against the company not acknowledged as debts from a foreign supplier.*	-	551.19
Total (I)		843.91	1324.61
(II)	Others on back to back basis where liability if any is to account of associate		
a)	Differential Custom Duty/Interest/Penalty etc.	166.92	166.86
Total (II)		166.92	166.86

Movement in respect of items mentioned at S.No. I) a) to j)

(₹ in crores)

Particulars		Balance as at 31st March, 2019	Reduction during the year in respect of opening balance	Addition during the year 2019-20	Balance as at 31st March, 2020
a)	Claims against the company not acknowledged as debts including foreign currency claim.	207.87	11.17	5.66	202.35
b)	Disputed Income Tax Demand	50.40	9.81	-	40.59
c)	Disputed TDS demands	0.00	-	0.00	0.00
d)	Disputed Sales Tax Demand	203.90	1.62	0.37	202.66
e)	Disputed Service Tax Demand	101.12	0.03	6.01	107.10
f)	Disputed Central Excise demand	19.53	-	0.76	20.29
g)	Disputed PF demand	2.24	-	-	2.24
h)	Custom Bonds	186.77	68.44	148.75	267.08
i)	Outstanding GR-1	1.60	-	-	1.60
j)	Claims against the company not acknowledged as debts from a foreign supplier	551.19	551.19	-	-
Total		1324.61	642.26	161.55	843.91





Movement in respect of items mentioned at S.No. II) a)

S. No.	Particulars	Balance as at 31st March, 2019	Reduction during the year in respect of opening balance	Addition during the year 2019-20	Balance as at 31st March, 2020
a)	Differential Custom Duty/Interest/Penalty etc.	166.86	0.00	0.05	166.92
	Total	166.86	0.00	0.05	166.92

*The claim by a foreign supplier relating to import of coking coal for supply to NINL (a JV company) for an amount of USD 7.872 crore and cost of arbitration USD 0.098 crore along with interest thereon @ 7.50% p.a. from 30.9.2009 to 12.5.2014 and post award interest @ 15% p.a. from 1st June, 2014 until payment. The Arbitration award was against MMTC. The company filed petition before the Hon'ble Delhi High Court under section 34 of the Arbitration and Conciliation Act, 1996 against the final award which was not allowed. Against this decision of the court, the company filed an appeal before Hon'ble Division Bench of Delhi High Court which has been decided in favour of the Company vide order dated 2nd March, 2020 by setting aside the order of the Single judge as well as the arbitration award.

The claimant had filed a separate execution petition before single bench of Delhi High Court for decree of arbitration award in their favour. In compliance with the order dated 22.5.2019 passed by the Hon'ble Delhi High Court, the Company deposited the title deeds of immovable properties with the Registrar. The company filed application seeking inter alia dismissal of the execution /enforcement petition filed by the claimant. The claimant submitted that they are presently in the process of assailing the decision of the Division Bench to set aside the award, by preferring a Special Leave Petition before the Hon'ble Supreme Court. The Court vide its order dated 15th July, 2020 dismissed the enforcement petition as infructuous and ordered that the title deeds deposited by the company will be retained by the Registrar General of the Delhi High Court for a further period of 12 weeks and will be thereafter released to the company, subject to any orders passed by the Hon'ble Supreme Court in this regard. The claimant has not yet filed any SLP as on date.

As per the legal opinion taken by the company, the liability, if any on account of this claim is to be borne by NINL.

- ia) Guarantees issued by Banks on behalf of the Company ₹3.87 crore (P.Y. ₹3.81 crore) in favour of customer towards performance of contracts against which backup guarantees amounting to ₹0.59 crore (P.Y. ₹0.59 crore) have been obtained from associate suppliers.
- ii) Letters of Credit opened by the Company remaining outstanding ₹100.54 crore (P.Y. ₹99.57 crore).
- iii) Corporate Guarantees of ₹1345.82 crore (P.Y. ₹1345.82 crore) given by the company in favour of financial institutions/banks on behalf of Neelachal Ispat Nigam Limited (NINL), a Joint Venture Company, for securing principal and interest in respect of loans to NINL.
- iv) In some of the cases, amounts included under contingent liabilities relate to commodities handled on Govt. of India's account and hence the same would be recoverable from the Govt. of India.
- v) Additional liability, if any, on account of sales tax demands on completion of assessments, disputed claims of some employees, non-deduction of Provident Fund by Handling Agents/Contractors, disputed rent and interest/penalty/legal costs etc., in respect of amounts indicated as contingent liabilities being indeterminable, not considered.

35. Commitments

Capital Commitments: Estimated amount of contracts including foreign currency contracts net of advances remaining to be executed on capital account and not provided for is ₹Nil (P.Y. ₹Nil crore).

Capital commitment in respect of investment in joint venture ₹Nil crore (P.Y. ₹Nil crore)

36. General Disclosures :-

- a) (i) Following goods on account of un-billed purchases are held by the Company under deposit and shown under other current assets (note no. 11 (B)) as well as other current liabilities (note no.21).

Items	31/03/2020		31/03/2019	
	Qty	Value	Qty	Value
Gold (in Kgs)	467.00	181.98	515.00	147.80
Gold Jewellery (in Grams)	-	-	-	-
Silver (in Kgs)	15,135.22	56.19	22,703.85	79.22
TOTAL	15,602.22	238.18	23,218.85	227.02

- (ii) 7970.788 kgs of un-refined Silver is lying in DRO as on 31.3.2020 on behalf of Shri Mata Veshno Devi Shrine Board. The value of the stock cannot be ascertained as fineness of the Silver is not known.

- b) The company has taken decision to replace the existing ERP Package due to various changes taken place in the business model in the recent years and to also to meet the latest statutory requirements.





- c) Investment in and advances to Neelachal Ispat Nigam Ltd (NINL)-Joint Venture company :-
- (i) The company alongwith Government of Odisha has set up a 1.1 MT integrated steel plant in Odisha and invested ₹459.11 crore (P.Y. ₹379.69 crore) (Note 6) towards 49.78% in equity capital in NINL. The Government of India (CCEA) has accorded 'in principle' approval on 8th January, 2020 for strategic divestment of equity investment held by MMTC and other Central/State PSUs. The process of divestment is underway through Department of Investment and Public Asset Management (DIPAM).
 - (ii) The company has been extending, from time to time, short term credit facility (cash credit) to NINL upto a limit of ₹1425.00 crore for its day to day operational activities on continuing basis. In addition, a trade related financial facility to the extent of ₹1875.00 crore has also been extended. Against this, outstanding under Other Assets (advances to related parties) (note 11) is ₹3221.00 crore (P.Y. ₹2594.57 crore) inclusive of interest of ₹252.18 crore not recognised as income for 2019-20 as against total net worth of the company of ₹1184.15 crore as on 31.03.2020.
 - (iii) Reconciliation of accounts with NINL duly signed by MMTC & NINL has been done upto 31.12.2019 with outstanding balance of ₹3116.34 crore. However, reconciliation for Jan-Mar 2020 could not be completed with NINL due to CoVID 19 pandemic and lockdown in Odisha, though the Company has provided all documents and information to NINL. NINL's confirmation of balance of ₹3221.00 crore as on 31.3.2020 is pending.
 - (iv) The company has also given corporate guarantees amounting to ₹1345.82 crore (P.Y. ₹1345.82 crore) in favour of FIs/Banks/others to secure the loans availed by NINL (note 34 (iii)).
 - (v) The company has been recognising trade related interest during earlier years on accrual basis and is included in the outstanding advances. However, during 2019-20 interest of ₹252.18 cr is not recognised as income due to uncertainty in its realisation from NINL as the plant is shut down and NINL is under divestment through DIPAM.
 - (vi) NINL have given corporate guarantee of ₹2800.00 crore (P.Y. ₹1975.00 crore) to the company to secure credit facilities extended to them from time to time.
 - (vii) During the year, the company has released ₹79.42 crore towards additional equity capital on 5.4.2019 against Ministry of Commerce approval dated 4th May 2018 for infusing total additional equity of ₹149.34 crore.
 - (viii) NINL has been incurring losses for last 8 years and its net worth has become negative ₹(-)1625 crore as on 31.12.2019 (as per limited reviewed results) (P.Y. ₹(-)956.49 crore as on 31.3.2019). Audited financial statements of NINL as on 31.3.2020 are not available as NINL is yet to finalise its accounts for the year 2019-20.
 - (ix) Considering the likely valuations of NINL and divestment proceeds, the Management has considered its investment and advances as good.
- d) The Company has filed a recovery suit of ₹31.40 crore against M/s AIPL in respect of Mint sale transaction (P.Y. ₹31.40 crore) which included overdue interest of ₹2.95 crore (P.Y. ₹2.95 crore) which has been decreed in favour of the Company. M/s AIPL have also filed a suit against Government Mint/MMTC for damages of ₹167.20 crore (P.Y. ₹167.20 crore) which is not tenable as per legal opinion and is being contested.
- e) Under Price Stabilization Scheme of the Government of India to create Buffer Stock of onion, MMTC imported onion from July 2019 onwards until 31.03.2020. As per the scheme MMTC's trading margin has been fixed at 1.5% on C&F cost at the time of sale and all expenses related to the import shall be to the account of Govt. The difference between the sale realisation and cost incurred including MMTC's margin has been shown as claim receivables from Govt. which will be adjusted with the advance received from Govt after submission of accounts to DoCA upon complete liquidation of material. The stocks have been stored in CWC/SWC/Other godowns in Mumbai.
- f) A claim for ₹1.53 crore (P.Y. ₹1.53 crore) against an associate on account of damaged imported Polyester is pending for which a provision of ₹1.53 crore (P.Y. ₹1.53 crore) exists in the accounts after taking into account the EMD and other payables. The company has requested customs for abandonment which is pending for adjudication. A criminal & civil suit has been filed against the Associate.
- g) At RO Mumbai, during the year 2011-12, a foreign supplier has submitted forged shipping documents through banking channels to obtain payment of ₹4.12 crore (P.Y. ₹3.77 crore) without making delivery of the material (copper). However, the company has obtained an interim stay restraining the bank from making the payment under the letter of credit which was vacated and Indian bank had to make payment to the foreign bank. The matter is still pending in the court. The same supplier is also fraudulently holding on to the master bills of lading of another shipment of copper which would enable the Regional Office, Mumbai to take delivery and possession of goods valued at ₹8.60 crore (P.Y. ₹8.60 crore), already paid for and after adjustment of EMD & payables provision for the balance amount has been made during the year 2014-15.
- h) At RO Hyderabad, fake bills of lading covering two shipments of copper valued at ₹3.75 crore (P.Y. ₹3.75 crore) were received during 2011-12 through banking channels against which no material was received. The foreign supplier has been paid in full through letter of credit after the company received full payment from its Indian customer. The company has initiated legal action against the foreign supplier. The amount of ₹4.44 crore for this transaction received in full and final settlement from the local buyer which includes in Advance received from customer under other non-current liabilities.
- i) Hon'ble Delhi High Court has directed the Company to deposit ₹39.62 crore (P.Y. ₹39.62 crore) stated to be receivable by one of the Company's coal suppliers as per their books of accounts from MMTC in a case relating to execution of decree filed by a foreign party against the coal supplier. MMTC has filed application and counter affidavit stating that the supplier's contractual obligations are yet to be discharged and MMTC is unable to deposit any amount at this stage. Any amount found payable to the supplier after resolution of all issues, the same will be deposited with the court instead of releasing to the supplier without any liability on MMTC. The hearings are in progress and next date of hearing 7.8.2020.



37. Financial Instruments- Fair Values and Risk Management

37.1 Financial Instruments by Categories

The following tables show the carrying amounts and fair values of financial assets and financial liabilities by categories. It does not include fair value information for financial assets and financial liabilities not measured at fair value if the carrying amount is a reasonable approximation of fair value.

(₹ In crore as at March 31, 2020)

Particulars	Amortized cost	Financial assets/ liabilities at fair value through profit or loss	Financial assets/ liabilities at fair value through OCI	Total carrying value	Total fair value
Assets:					
Investments in Equity Instruments (Ref Note No.6)			9.00	9.00	9.00
Cash & Cash Equivalents (Ref Note No. 13)	63.27			63.27	
Trade Receivable (Ref Note No. 7)	1925.36			1925.36	
Employee Loans (Ref Note No. 8)	6.49			6.49	
Loans to related party (Ref Note No. 8)	0.00			0.00	
Security Deposits & Other Loans (Ref Note No. 8)	1.88			1.88	
Other Financial Assets (Ref Note No. 9)	54.61			54.61	
Liabilities:					
Trade Payable (Ref Note No. 18)	663.21			663.21	
Borrowings (Ref Note No.17)	3565.18			3565.18	
Other Financial Liabilities (Ref Note No. 19)	199.35			199.35	

The carrying value and fair value of financial instruments by categories were as follows as on March 31, 2019:

(₹ In crore as at March 31, 2019)

Particulars	Amortized cost	Financial assets/ liabilities at fair value through profit or loss	Financial assets/ liabilities at fair value through OCI	Total carrying value	Total fair value
Assets:					
Investments in Equity Instruments (Ref Note No.6)			18.38	18.38	18.38
Cash & Cash Equivalents (Ref Note No. 13)	39.11			39.11	
Trade Receivable (Ref Note No. 7)	277.83			277.83	
Employee Loans (Ref Note No. 8)	8.20			8.20	
Loans to related party (Ref Note No. 8)	0.00			0.00	
Security Deposits & Other Loans (Ref Note No. 8)	1.86			1.86	
Other Financial Assets (Ref Note No. 9)	48.92			48.92	
Liabilities:					
Trade Payable (Ref Note No. 18)	1033.76			1033.76	
Borrowings (Ref Note No.17)	921.93			921.93	
Other Financial Liabilities (Ref Note No. 19)	180.07			180.07	

37.2 Fair Value Hierarchy

- **Level 1** - Level 1 hierarchy includes financial instruments measured using quoted prices (unadjusted) in active markets.
- **Level 2** - Level 2 hierarchy includes financial instruments measured using inputs other than quoted prices included within Level 1 that are observable for the asset or liability, either directly (i.e. as prices) or indirectly (i.e. derived from prices).
- **Level 3** - Level 3 hierarchy includes financial instruments measured using inputs that are not based on observable market data (unobservable inputs).

The following tables present fair value hierarchy of assets and liabilities measured at fair value:

(₹ in crore as at March 31, 2020)

Particulars	Level 1	Level 2	Level 3	Total	Valuation Technique and key inputs	Significant unobservable inputs
Financial Assets						
Financial Investments at FVTOCI						
Investment in Equity Instruments (BSE)	1.16			1.16		Quoted Price
Investment in Equity Instruments (ICEX)			7.84	7.84	Cost adopted as best estimate of Fair Value.	
Total	1.16	-	7.84	9.00		



(₹ in crore as at March 31, 2019)

Particulars	Level 1	Level 2	Level 3	Total	Valuation Technique and key inputs	Significant unobservable inputs
Financial Assets						
Financial Investments at FVTOCI						
Investment in Equity Instruments (BSE)	2.38			2.38		Quoted Price
Investment in Equity Instruments (ICEX)			16.00	16.00	Book Value adopted as best estimate of Fair Value.	
Total	2.38	-	16.00	18.38		

37.3 Financial risk management, objectives and policies

The company's activities expose it to the following financial risks:

- market risk
- credit risk and
- liquidity risk.

The company has not arranged funds that have any interest rate risk.

a) Market risk

(i) Foreign Exchange Risk

The company has import and export transactions and hence has foreign exchange risk primarily with respect to the US\$. The company has not arranged funds through long term borrowings. The short term foreign currency loans (buyer's credit) availed from banks are fixed interest rate borrowings. As a result, the company does not have any interest rate risk. The company's risk management policy is to use hedging instruments to hedge the risk of foreign exchange.

The company uses foreign exchange forward contracts to hedge its exposure in foreign currency risk. The company designates the spot element of forward contracts with reference to relevant spot market exchange rate. The difference between the contracted forward and the spot market exchange rate is treated as the forward element. The changes in the spot exchange rate of hedging instrument that relate to the hedged item is deferred in the cash flow hedge reserve and recognized against the related hedged transaction when it occurs. The forward element of forward exchange contract is deferred in cost of hedging reserve and is recognized to the extent of change in forward element when the transaction occurs.

The following tables show the summary of quantitative data about the company's exposure to foreign currency risk from financial instruments expressed in ₹:

(₹ in crore as at March 31, 2020)

Particulars	US Dollars (in Equiv INR)	Other Currencies (in Equiv INR)	Total
Cash & cash equivalents	3.49	-	3.49
Trade Receivable	-	-	-
Demurrage / Despatch Receivable	5.17	-	5.17
Other Receivable	7.58	-	7.58
Total Receivable in foreign currency	16.23	-	16.23
Foreign Currency Loan payable	227.25	-	227.25
Interest on foreign currency loan payable	1.30	-	1.30
Trade Payables	30.53	-	30.53
Freight Demurrage / Despatch Payable	16.60	-	16.60
Provision towards Litigation Settlement	-	-	-
Others	-	-	-
Total Payable in Foreign Currency	275.67	-	275.67
Forward Exchange Contracts	-	-	-
Net Exposure to foreign currency risk (liabilities)	275.67	-	275.67

The company has no exposure in respect of foreign currency receivable/payable since loss/gain is to the account of the Associate supplier/customer except on provision towards litigation settlement where matter is still under dispute. Also the company has taken forward exchange contracts in respect of payables at the risk and cost of the associate.



(₹ in crore as at March 31, 2019)

Particulars	US Dollars (in Equiv INR)	Other Currencies (in Equiv INR)	Total
Cash & cash equivalents	-	-	-
Trade Receivable	158.09	-	158.09
Demurrage / Despatch Receivable	4.78	-	4.78
Other Receivable	0.15	-	0.15
Total Receivable in foreign currency	163.02	-	163.02
Foreign Currency Loan payable	281.14	-	281.14
Interest on foreign currency loan payable	3.24	-	3.24
Trade Payables	429.39	-	429.39
Freight Demurrage / Despatch Payable	25.77	-	25.77
Provision towards Litigation Settlement	0.42	-	0.42
Others	5.64	-	5.64
Total Payable in Foreign Currency	745.60	-	745.60
Forward Exchange Contracts	301.10	-	301.10
Net Exposure to foreign currency risk (liabilities)	444.50	-	444.50

The company has no exposure in respect of foreign currency receivable/payable since loss/gain is to the account of the Associate supplier/customer. Also the company has taken forward exchange contracts in respect of payables at the risk and cost of the associate.

Sensitivity:

As of March 31, 2020 and March 31, 2019, every 1% increase or decrease of the respective foreign currencies compared to our functional currency would impact our profit before tax by approximately ₹ NIL and ₹ NIL, respectively.

(i) Price Risk

The company's exposure to equity securities price risk arises from investments held by the company and classified in balance sheet as at fair value through other comprehensive income. Out of the two securities held by the company, one is listed in NSE and the other (ICEX) is not listed.

As of March 31, 2020 and March 31, 2019, every 1% increase or decrease of the respective equity prices would impact other component of equity by approximately ₹0.12crore and ₹0.18crore, respectively. It has no impact on profit or loss.

b) Credit Risk

Credit risk refers to the risk of default on its obligation by a counter party resulting in a financial loss. The maximum exposure to the credit risk at the reporting date is primarily from trade receivables. Accordingly, credit risk from trade receivables has been separately evaluated from all other financial assets in the following paragraphs.

Trade Receivables

The company's outstanding trade receivables are mostly secured through letter of credit/BG except in respect of JV's and Govt of India.

Impairment on trade receivables is recognized based on expected credit loss in accordance with provisions of Ind AS 109. The company's historical experience for customers, present economic condition and present performance of the customers, future outlook for the industry etc. are taken into account for the purposes of expected credit loss.

Credit risk exposure

An analysis of age of trade receivables at each reporting date is summarized as follows:

(₹ in crore as at March 31, 2020)

Particulars	Gross amount	Impairment	Carrying Value
Not due	54.90	-	54.90
Overdue for less than one month	261.77	-	261.77
Overdue for more than one month upto two months	498.91	-	498.91
Overdue for more than two months upto three months	859.38	-	859.38
Overdue for more than three months upto six months	114.45	-	114.45
Overdue for more than six months	524.91	388.97	135.94
Total	2,314.32	388.97	1,925.35





(₹ in crore as at March 31, 2019)

Particulars	Gross amount	Impairment	Carrying Value
Not due	181.66	-	181.66
Overdue for less than one month	11.54	-	11.54
Overdue for more than one month upto two months	7.18	-	7.18
Overdue for more than two months upto three months	15.28	-	15.28
Overdue for more than three months upto six months	6.98	-	6.98
Overdue for more than six months	446.37	391.17	55.20
Total	669.00	391.17	277.83

Trade receivables are generally considered credit impaired when overdue for more than three years (except government dues), unless the amount is considered receivable, when recoverability is considered doubtful based on the recovery analysis performed by the company for individual trade receivables. The company considers that all the above financial assets that are not impaired though overdue are of good credit quality.

With regard to certain trade receivables, the company has equivalent trade payables to associate suppliers which are payable on realization of trade receivables. Such trade receivables are considered not impaired though past due.

Other financial assets

Credit risk relating to cash and cash equivalents is considered negligible because our counterparties are banks. We consider the credit quality of term deposits with scheduled banks which are subject to the regulatory oversight of the Reserve Bank of India to be good, and we review these banking relationships on an ongoing basis. Credit risk related to employee loans are considered negligible since major loans like house building loans, vehicle loans etc. are secured against the property for which loan is granted to the employees. The other employee loans are covered under personal guarantee of concerned employees along with surety bonds of other serving employees. There are no impairment provisions as at each reporting date against these financial assets. We consider all the above financial assets as at the reporting dates to be of good credit quality.

c) Liquidity Risk

Our liquidity needs are monitored on the basis of monthly and yearly projections. The company's principal sources of liquidity are cash and cash equivalents, cash generated from operations and availability of funding through an adequate amount of committed credit facilities to meet obligations when due.

Due to the dynamic nature of underlying businesses, the company maintains flexibility in funding by maintaining availability under committed credit lines.

Short term liquidity requirements consists mainly of sundry creditors, expense payable, employee dues arising during the normal course of business as of each reporting date. The company arranges credit from bank and maintains balance in cash and cash equivalents to meet short term liquidity requirements.

The company assesses long term liquidity requirements on a periodical basis and manages them through internal accruals and committed credit lines.

The table below provides details regarding the contractual maturities of non-derivative financial liabilities. The table has been drawn up based on the undiscounted cash flows of financial liabilities based on the earliest date on which the company can be required to pay. The table includes both principal & interest cash flows.

(₹ in crore as at March 31, 2020)

Particulars	Less than 6 months	6 months to 1 year	1-3 years	3-5 years	More than 5 years	Total
Trade Payables	663.21					663.21
Short term borrowings	3565.18					3565.18
Other Financial Liabilities	199.35					199.35
Total	4427.74	0.00	0.00	0.00	0.00	4427.74

(₹ in crore as at March 31, 2019)

Particulars	Less than 6 months	6 months to 1 year	1-3 years	3-5 years	More than 5 years	Total
Trade Payables	1033.76					1033.76
Short term borrowings	921.93					921.93
Other Financial Liabilities	180.07					180.07
Total	2135.76	0.00	0.00	0.00	0.00	2135.76





38. Impact of Hedging Activities

38.1 Cash Flow Hedge

As at 31st March 2020 there was no outstanding Hedging Instrument on account of the company.

38.2 Fair Value Hedge

As per the Risk Management Policy, the company enters into forward contracts with commodity exchanges to hedge against price fluctuations in gold and silver inventories. The gain or loss on the hedging instrument is recognized in profit or loss. The hedging gain or loss on the hedged item adjusts the carrying amount of the hedged item and is recognised in profit or loss.

a. Disclosure of effects of hedge accounting on financial position for hedging instruments:

(₹ in crore as at March 31, 2020)

Type of Hedge and risk	Carrying amount of hedging instrument		Change in fair value of hedging instrument used as the basis for recognizing hedge ineffectiveness for the period	Nominal amounts of the hedging instruments	
	Assets	Liabilities		Liabilities (kgs)	Value
Fair Value hedge					
Price Risk					
Forward contract to sell gold				176	51.35

(₹ in crore as at March 31, 2019)

Type of Hedge and risk	Carrying amount of hedging instrument		Change in fair value of hedging instrument used as the basis for recognizing hedge ineffectiveness for the period	Nominal amounts of the hedging instruments	
	Assets	Liabilities		Liabilities (kgs)	Value
Fair Value hedge					
Price Risk					
Forward contract to sell gold				120	41.55

b. Disclosure of effects of hedge accounting on financial position for hedged items:

(₹ in crore as at March 31, 2020)

Type of Hedge and risk	Carrying amount of hedged item		Accumulated amount of hedge adjustments on the hedged item included in the carrying amount of hedged item	Line item in the Balance Sheet in which the hedged item is included	Changes in value used as the basis for recognizing hedge ineffectiveness	Accumulated amount of hedge adjustments remaining in the balance sheet for any hedged items that have ceased to be adjusted for hedging gains and losses (para 6.5.10 of IndAS 109)
Fair Value hedge						
Price Risk						
Inventory of gold	-	-	-	Inventories	-	-

(₹ in crore as at March 31, 2019)

Type of Hedge and risk	Carrying amount of hedged item		Accumulated amount of hedge adjustments on the hedged item included in the carrying amount of hedged item	Line item in the Balance Sheet in which the hedged item is included	Changes in value used as the basis for recognizing hedge ineffectiveness	Accumulated amount of hedge adjustments remaining in the balance sheet for any hedged items that have ceased to be adjusted for hedging gains and losses (para 6.5.10 of IndAS 109)
Fair Value hedge						
Price Risk						
Inventory of gold	-	-	-	Inventories	-	-





39. Disclosure in respect of Indian Accounting Standard (Ind AS)-36 "Impairment of assets"

During the year, the company assessed the impairment loss of assets and accordingly provision towards impairment in the value of PPE amounting to ₹Nil crores (P.Y. ₹0.27 crore) has been made during the year.

40. Disclosure in respect of Indian Accounting Standard (Ind AS)-19 "Employee Benefits"

40.1 General description of various employee's benefits schemes are as under:

a) Gratuity:

Gratuity is paid to all employees on retirement/separation based on the number of years of service. The scheme is funded by the Company and is managed by a separate Trust through LIC. In case of MICA division employees the scheme is managed directly by the company through LIC. The scheme is funded by the company and the liability is recognized on the basis of contribution payable to the insurer, i.e., the Life Insurance Corporation of India, however, the disclosure of information as required under Ind AS-19 have been made in accordance with the actuarial valuation.

As per Actuarial Valuation company's expected contribution for FY 2020-21 towards the Gratuity Fund Contribution is ₹ 4.29 crore (P.Y. ₹4.88 crore). However, the company is making contribution to the fund as per the demand made by Life Insurance Corporation of India.

b) Leave Compensation:

Payable on separation to eligible employees who have accumulated earned and half pay leave. Encashment of accumulated earned leave is also allowed during service leaving a minimum balance of 15 days twice in a year. The liability on this account is recognized on the basis of actuarial valuation.

c) Long Service Benefits: Long Service Benefits payable to the employees are as under-

(i) Service Award:

Service Award amounting to 3,500/- for each completed year of service is payable to the employees on superannuation / voluntary retirement scheme.

(ii) Compassionate Gratuity

Compassionate Gratuity amounting to 50,000/- is payable in lump-sum to the dependants of the employee on death while in service.

(iii) Employees' Family Benefit Scheme

Payments under Employees' Family Benefit Scheme is payable to the dependants of the employee who dies in service till the notional date of superannuation. A monthly benefit @ 40% of Basic Pay & DA last drawn subject to a maximum of 12,000/- on rendering service of less than 20 years and similarly a monthly benefit @ 50% of Basic Pay & DA last drawn subject to maximum 12,000/- on rendering service of 20 years or more at the time of death.

(iv) Special Benefit to MICA Division employees amounting to 5,00,000/- (Officer), 4,00,000/- (Staff) and 3,00,000/- (Worker) upon retirement

The summarized position of various defined benefits recognized in the Statement of Profit & Loss, Other Comprehensive Income (OCI) and Balance Sheet & other disclosures are as under:

Net defined benefit obligation

(₹ in crore)

Particulars		Gratuity	Earned Leave	Sick Leave	Long Service Award	Special Benefit	Compassionate Gratuity	Employee Family Benefit
		(Funded)	(Non-Funded)	(Non-Funded)	(Non-Funded)	(Non-Funded)	(Non-Funded)	(Non-Funded)
Defined Benefit Obligation	C.Y.	98.90	14.44	21.89	4.85	2.15	0.16	4.02
	P.Y.	105.48	18.03	23.32	5.70	2.30	0.16	4.00
Fair Value of Plan Assets	C.Y.	87.78	-	-	-	-	-	-
	P.Y.	99.20	-	-	-	-	-	-
Funded Status [Surplus/(Deficit)]	C.Y.		-	-	-	-	-	-
	P.Y.		-	-	-	-	-	-
Effect of asset ceiling	C.Y.		-	-	-	-	-	-
	P.Y.		-	-	-	-	-	-
Net Defined Benefit Assets/(Liabilities)	C.Y.	(11.12)	(14.44)	(21.89)	(4.85)	(2.15)	(0.16)	(4.02)
	P.Y.	(6.28)	(18.03)	(23.32)	(5.70)	(2.30)	(0.16)	(4.00)




Movement in defined benefit obligation

(₹ in crore)

Particulars		Gratuity	Earned Leave	Sick Leave	Long Service Award	Special Benefit	Compassionate Gratuity	Employee Family Benefit
		(Funded)	(Non-Funded)	(Non-Funded)	(Non-Funded)	(Non-Funded)	(Non-Funded)	(Non-Funded)
Defined benefit obligation- Beginning of the year	C.Y.	105.48	18.03	23.32	5.70	2.30	0.16	4.00
	P.Y.	111.61	16.53	26.01	6.88	2.65	0.16	4.61
Current service cost	C.Y.	2.97	0.71	0.95	0.17	0.06		
	P.Y.	3.20	0.76	0.99	0.19	0.07		
Past Service Cost	C.Y.	0.00	-					
	P.Y.	0.00	-					
Interest Cost	C.Y.	7.90	1.37	1.78	0.43	0.18		
	P.Y.	8.36	1.26	1.98	0.52	0.20		
Benefits Paid	C.Y.	(28.42)	(12.47)	(4.35)	(1.73)	(0.42)		
	P.Y.	(27.43)	(6.01)	(4.08)	(1.74)	(0.54)		
Re-measurements - actuarial loss/(gain)	C.Y.	10.97	6.79	0.19	0.27	0.03	0.00	0.02
	P.Y.	9.74	5.49	(1.58)	(0.16)	(0.08)	(0.00)	(0.61)
Defined benefit obligation- End of the year	C.Y.	98.90	14.44	21.89	4.85	2.15	0.16	4.02
	P.Y.	105.48	18.03	23.32	5.70	2.30	0.16	4.00

Movement in plan asset

(₹ in crore)

Particulars	Gratuity (Funded)	
	31.03.2020	31.03.2019
Fair value of plan assets at beginning of year	99.20	67.64
Interest income	7.50	5.06
Employer contributions	9.51	52.28
Benefits paid	(28.42)	(27.43)
Re-measurements - Actuarial (loss)/ gain	(0.00)	1.65
Fair value of plan assets at end of year	87.78	99.20

Amount Recognized in Statement of Profit and Loss

(₹ in crore)

Particulars		Gratuity	Earned Leave	Sick Leave	Long Service Award	Special Benefit	Compassionate Gratuity	Employee Family Benefit
		(Funded)	(Non-Funded)	(Non-Funded)	(Non-Funded)	(Non-Funded)	(Non-Funded)	(Non-Funded)
Current service cost	C.Y.	2.97	0.71	0.95	0.17	0.06		
	P.Y.	3.20	0.76	0.99	0.19	0.07		
Past Service Cost – Plan Amendment	C.Y.	-	-	-	-	-		
	P.Y.	-	-	-	-	-		
Service Cost (A)	C.Y.	2.97	0.71	0.95	0.17	0.06		
	P.Y.	3.20	0.76	0.99	0.19	0.07		
Net Interest on Net Defined Benefit Liability/(assets) (B)	C.Y.	0.42	1.37	1.78	0.43	0.18		
	P.Y.	3.30	1.26	1.98	0.52	0.20		
Net actuarial (gain) / loss recognized in the period	C.Y.	-	6.79	0.19	-	-	0.00	0.02
	P.Y.	-	5.49	(1.58)	-	-	(0.00)	(0.61)
Cost Recognized in P&L (A+B)	C.Y.	3.39	8.87	2.92	0.60	0.24	0.00	0.02
	P.Y.	6.49	7.51	1.40	0.72	0.27	(0.00)	(0.61)





Amount recognized in Other Comprehensive Income (OCI)

(₹ in crore)

Particulars		Gratuity	Earned Leave	Sick Leave	Long Service Award	Special Benefit	Compassionate Gratuity	Employee Family Benefit
		(Funded)	(Non-Funded)	(Non-Funded)	(Non-Funded)	(Non-Funded)	(Non-Funded)	(Non-Funded)
Actuarial gain/(loss) due to DBO Experience	C.Y.	10.97			0.09	(0.08)		
	P.Y.	9.74		-	0.15	0.08		-
Actuarial gain/(loss) due to assumption changes	C.Y.	-	-	-	0.18	0.11	-	-
	P.Y.	-	-	-	0.00	0.00	-	-
Actuarial gain/(loss) arising during the period (A)	C.Y.	10.97	-	-	0.27	0.03	-	-
	P.Y.	9.74	-	-	0.15	0.08	-	-
Return on Plan assets (greater)/less than discount rate (B)	C.Y.	(0.01)	-	-	-	-	-	-
	P.Y.	(1.65)	-	-	-	-	-	-
Actuarial gain/(loss) recognized in OCI (A+B)	C.Y.	10.96	-	-	0.27	0.03	-	-
	P.Y.	8.09	-	-	0.15	0.08	-	-

Sensitivity Analysis

(₹ in crore as at March 31, 2020)

Assumption	Change in Assumption	Gratuity	Earned Leave	Sick Leave	Long Service Benefits	Special Benefit	Compassionate Gratuity	Employee Family Benefit
		(Funded)	(Non Funded)	(Non Funded)	(Non Funded)	(Non Funded)	(Non Funded)	(Non Funded)
Discount rate	0.50%	(2.28)	(0.37)	(0.50)	(0.09)	(0.05)	-	-
	-0.50%	2.40	0.39	0.53	0.10	0.05	-	-
Salary growth rate	0.50%	2.40	0.39	0.53	-	-	-	-
	-0.50%	(2.30)	(0.37)	(0.51)	-	-	-	-

(₹ in crore as at March 31, 2019)

Assumption	Gratuity		Change in Assumption	Earned Leave	Sick Leave	Long Service Benefits	Special Benefit	Compassionate Gratuity	Employee Family Benefit
	Change in Assumption	(Funded)							
Discount rate	1.00%	(4.32)	0.50%	(0.43)	(0.50)	(0.11)	(0.05)	-	-
	-1.00%	4.69	-0.50%	0.45	0.53	0.11	0.06	-	-
Salary growth rate	1.00%	4.11	0.50%	0.46	0.53	-	-	-	-
	-1.00%	(3.83)	-0.50%	(0.43)	(0.51)	-	-	-	-

Actuarial Assumption

Assumption		Gratuity	Earned Leave	Sick Leave	Long Service Benefits	Special Benefit	Compassionate Gratuity	Employee Family Benefit
		(Funded)	(Non Funded)	(Non Funded)	(Non Funded)	(Non Funded)	(Non Funded)	(Non Funded)
Method used	C.Y.	Projected Unit Credit	Projected Unit Credit	Projected Unit Credit	Projected Unit Credit	Projected Unit Credit	Projected Unit Credit	Projected Unit Credit
	P.Y.	Projected Unit Credit	Projected Unit Credit	Projected Unit Credit	Projected Unit Credit	Projected Unit Credit	Projected Unit Credit	Projected Unit Credit
Discount rate	C.Y.	6.60%	6.60%	6.60%	6.60%	6.60%	6.60%	6.60%
	P.Y.	7.00%	7.62%	7.62%	7.62%	7.62%	7.62%	7.62%
Rate of salary increase	C.Y.	6.00%	6.00%	6.00%	-	-	-	-
	P.Y.	6.00%	6.00%	6.00%	-	-	-	-
Mortality rate	C.Y.	IALM (2012-14)	IALM (2012-14)	IALM (2012-14)	IALM (2012-14)	IALM (2012-14)	IALM (2012-14)	IALM (2012-14)
	P.Y.	IALM (2006-08)	IALM (2006-08)	IALM (2006-08)	IALM (2006-08)	IALM (2006-08)	IALM (2006-08)	IALM (2006-08)





Expected Benefit Payments

(₹ in crore)

Sr. No.	Year of payment	Gratuity	Earned Leave	Sick Leave	Long Service Benefits	Special Benefit	Compassionate Gratuity	Employee Family Benefit
		(Funded)	(Non Funded)	(Non Funded)	(Non Funded)	(Non Funded)	(Non Funded)	(Non Funded)
1	0 to 1 Year	15.05	2.75	3.62	0.97	0.43	-	-
2	1 to 2 Year	14.59	2.22	3.69	0.80	0.34	-	-
3	2 to 3 Year	10.89	1.64	2.43	0.57	0.38	-	-
4	3 to 4 Year	11.09	1.24	2.74	0.55	0.26	-	-
5	4 to 5 Year	8.16	1.15	1.60	0.39	0.22	-	-
6	5 to 6 Year	6.25	0.74	1.35	0.27	0.32	-	-
7	6 Year onwards	32.86	4.70	6.45	1.30	0.21	-	-

Category of investment in Plan assets

Category of Investment	% of fair value of plan assets
Insured benefits	100%

- d) **Provident Fund:** The Company's contribution paid/payable during the year to Provident Fund and the liability is recognized on accrual basis. The Company's Provident Fund Trust is exempted under Section 17 of Employees' Provident Fund and Miscellaneous Provisions Act, 1952. The conditions for grant of exemptions stipulate that the employer shall make good deficiency, if any, in the interest rate declared by the Trusts vis-à-vis statutory rate. The company does not anticipate any further obligations in the near foreseeable future having regard to the assets of the funds and return on investment.
- e) **Superannuation Pension Benefit** – During the year, the Company has recognized ₹ 5.09 crore (P.Y. ₹ 5.43 crore) towards Defined Contribution Superannuation Pension Scheme in the Statement of Profit & Loss.
- f) **Post-Retirement Medical Benefit:** Available to retired employees at empanelled hospitals for inpatient treatment and also for OPD treatment under 'Defined Contribution Scheme' as under:
- a. The liability for the year 2019-20 has been calculated at the rate of 1.50% of PBT in respect of scheme for retirees prior to 1.1.2007 and @ 4.50% of Basic+DA paid during 2019-20 in respect of scheme for retirees after 1.1.2007, as per the defined contribution scheme.
- b. During the year, the company has created trust for management of fund and paid ₹ 150.00 crore to trust against company's liability towards the scheme. Net Liability has been shown as company's obligation as on 31.3.2020 under 'Defined Contribution Scheme' and additional contribution @ 3.70% (P.Y. 6.75%) has been added during the year in the present value of obligation being one year close to settlement.
- c. During the year, total expenses of ₹ 8.90 crore (P.Y. ₹ 15.91 crore) has been charged to Profit & Loss Account.

41. Disclosure in respect of Indian Accounting standard (Ind AS)-108: "Operating Segments"

Based on the "management approach" as defined in Ind AS 108, the Chief Operating Decision Maker (CODM) evaluates the company's performance and allocates resources based on an analysis of various performance indicators by business segments. Accordingly, information has been presented for each business segment. The accounting principles used in the preparation of the financial statements are consistently applied to record revenue and expenditure in individual business segments, and are as set out in the significant accounting policies. Business segments of the company are:-Precious Metals, Metals, Minerals, Coal & Hydrocarbon, Agro Products, Fertilizer and Others

Segment Revenue and Expense

Details regarding revenue and expenses attributable to each segment must be disclosed

Segment assets include all operating assets in respective segments comprising of net fixed assets and current assets, loans and advances etc. Assets relating to corporate and construction are included in unallocated segments. Segment liabilities include liabilities and provisions directly attributable to respective segment.


Segment revenues and results

(₹ in crore as at March 31, 2020)

Particulars	Precious Metals	Metals	Minerals	Coal & Hydro-Carbon	Agro Products	Fertilizers	Others	Total
Segment Revenue from External Customers								
Within India	8304.82	719.26	29.47	1341.83	831.23	11100.10	6.04	22332.75
Outside India	-	109.86	1685.19	-	-	-	7.18	1802.23
Inter-Segment Revenue								
Total Segment Revenue	8304.82	829.12	1714.66	1341.83	831.23	11100.10	13.22	24134.98
Segment Results								
Within India	49.60	17.09	7.31	25.57	(6.88)	37.02	0.82	130.53
Outside India	-	2.51	47.95	-	-	-	0.22	50.68
Total segmental results								
Unallocated Corporate expenses:	49.60	19.60	55.26	25.57	(6.88)	37.02	1.04	181.21
Interest expenses (net)								127.66
Other unallocated expenses net of other income								280.78
Profit before tax from ordinary activities								(227.23)

(₹ in crore as at March 31, 2019)

Particulars	Precious Metals	Metals	Minerals	Coal & Hydro-Carbon	Agro Products	Fertilizers	Others	Total
Segment Revenue from External Customers								
Within India	12789.37	1889.24	149.94	1470.71	1432.99	10132.43	5.23	27869.91
Outside India	-	383.70	704.46	-	-	-	21.37	1109.53
Inter-Segment Revenue								
Total Segment Revenue	12789.37	2272.94	854.40	1470.71	1432.99	10132.43	26.60	28979.44
Segment Results								
Within India	65.03	255.59	16.73	49.86	17.19	29.83	3.79	438.02
Outside India	-	11.95	23.66	-	-	-	0.64	36.25
Total segmental results								
Unallocated Corporate expenses:								
Interest expenses (net)								61.69
Other unallocated expenses net of other income								293.99
Profit before tax from ordinary activities								118.59

Segment assets and liabilities

(₹ in crore as at March 31, 2020)

Particulars	Precious Metals	Metals	Minerals	Coal & Hydro-Carbon	Agro Products	Fertilizers	Others	Total
A.01 Segment Assets :								
Assets	267.73	(222.48)	173.17	3539.98	221.71	1561.20	503.90	6045.21
Unallocated assets								534.95
Total Assets								6580.17
A.02 Segment Liabilities :								
Liabilities	188.05	82.49	218.30	497.55	287.16	1349.65	27.77	2650.97
Unallocated liabilities								2745.05
Total Liabilities								5396.02

(₹ in crore as at March 31, 2019)

Particulars	Precious Metals	Metals	Minerals	Coal & Hydro-Carbon	Agro Products	Fertilizers	Others	Total
A.01 Segment Assets :								
Assets	323.18	2486.00	215.62	387.99	73.76	64.06	448.33	3998.95
Unallocated assets								455.82
Total Assets								4454.77
A.02 Segment Liabilities :								
Liabilities	256.61	149.42	224.15	765.51	73.14	326.24	14.45	1809.52
Unallocated liabilities								1156.00
Total Liabilities								2965.52



Information about major customers

The revenues from transactions with a single external customer amounting to 10 per cent or more of the entity's revenues are given below:

Major Customer (customer having more than 10% revenue)	2019-20	2018-19
Total Revenue	11076.02	10096.53
No. of customers	1	1
% of Total Revenue	45.89%	34.84%
Product Segment	Fertilizers	Fertilizers

42. Disclosure in respect of Indian Accounting Standard 24 "Related Parties Disclosures"

42.1 Disclosures for Other than Govt. Related Entities

a. List of key management personnel

Name	Designation
i. Shri Ved Prakash	Chairman and Managing Director- (Managing Director) (Upto 29.02.2020)
ii. Shri Sudhanshu Pandey	Chairman and Managing Director- (Managing Director) (w.e.f. 01.03.2020 upto 13.05.2020)
iii. Shri Sanjay Chadha	Chairman and Managing Director- (Managing Director) (w.e.f 14.05.2020)
iv. Shri Umesh Sharma	Director(F) & (Chief Financial Officer) (Upto 31.05.2020)
v. Shri Kapil Kumar Gupta	Director(F) & (Chief Financial Officer) (w.e.f. 01.06.2020)
vi. Shri Ashwani Sondhi	Director
vii. Shri J Ravi Shanker	Director
viii. Shri R R Sinha	Director (Personnel) (w.e.f. 19.06.2019)

b. Subsidiary

MMTC Transnational Pte. Ltd., Singapore

c. Joint Venture:-

- Neelachallspat Nigam Ltd
- Free Trade Warehousing Pvt. Ltd.
- MMTC Pamp India Pvt. Ltd.
- MMTC Gitanjali Ltd.
- Sical Iron Ore Terminal Ltd.

d. Government and its related entities

- Government of India - holds 89.93% equity shares of the Company and has control over the company.
- Central Public Sector Enterprises in which Government of India has control.

e. Post-Employment Benefit Plan

- MMTC Limited CPF Trust
- MMTC Limited Gratuity Trust
- MMTC Limited Employees' Defined Contribution Superannuation Trust
- MMTC Employees Post-Retirement Medical Benefit Trust

f. Compensation of key management personnel

(₹ In crore)

Particulars	For the year ended March 31, 2020	For the year ended March 31, 2019
Short-term benefits	1.87	2.05
Post-employment benefits	0.39	0.38
Other long-term benefits	-	-
Share-based payments	-	-
Termination benefits	-	-
Total	2.26	2.43
Recovery of Loans & Advances during the year	0.01	0.01
Advances released during the year		
Closing Balance of Loans & Advances as on 31.03.2020	0.00	0.01

g. Transactions with Related Parties

(₹ in crore)

Particulars	MMTC Gitanjali Private Limited		MMTC PAMP India Private Limited		Sical Iron Ore Terminal Limited		MTPPL		Neelachal Ispat Nigam Limited		Free Trade Warehousing Pvt. Ltd.		Others	
	Mar/20	Mar/19	Mar/20	Mar/19	Mar/20	Mar/19	Mar/20	Mar/19	Mar/20	Mar/19	Mar/20	Mar/19	Mar/20	Mar/19
Sale of goods and services	-	-	13.56	1.07	-	-	109.03	250.39	837.75	1319.46	-	-	-	-
Purchase of raw material/goods and services	-	-	78.98	213.91	-	-	92.22	367.98	935.48	2012.71	-	-	-	-
Payments on behalf of company	-	-	-	-	-	-	-	-	-	-	-	-	109.18	105.33
Other transactions	-	-	-	-	-	-	-	-	-	216.67	-	-	179.96	23.99

h. Outstanding balances arising from sale/purchase of goods/services

(₹ in crore)

Particulars	MMTC Gitanjali Private Limited		MMTC PAMP India Private Limited		Sical Iron Ore Terminal Limited		MTPPL		Neelachal Ispat Nigam Limited		Free Trade Warehousing Pvt. Ltd.	
	Mar/20	Mar/19	Mar/20	Mar/19	Mar/20	Mar/19	Mar/20	Mar/19	Mar/20	Mar/19	Mar/20	Mar/19
Trade Payables	0.02	0.02	-	-	-	-	12.37	7.72	1.59	1.46	-	-
Trade receivables	-	-	(1.05)	-	-	-	-	0.03	-	-	-	-
Other Payables	-	-	-	-	-	-	-	-	-	-	-	-
Other Receivables	-	-	-	-	-	-	4.31	0.22	-	-	-	-

i. Loans to Joint Ventures

(₹ in crore)

Particulars	MMTC Gitanjali Private Limited		MMTC PAMP India Private Limited		Sical Iron Ore Terminal Limited		MTPPL		Neelachal Ispat Nigam Limited		Free Trade Warehousing Pvt. Ltd.	
	Mar/20	Mar/19	Mar/20	Mar/19	Mar/20	Mar/19	Mar/20	Mar/19	Mar/20	Mar/19	Mar/20	Mar/19
Loans at beginning of the year	-	-	-	-	-	-	-	-	-	-	-	-
Loan advanced	-	-	-	-	-	-	-	-	-	-	-	-
Repayment received/adjusted	-	-	-	-	-	-	-	-	-	-	-	-
Interest charged	-	-	-	-	-	-	-	-	-	-	-	-
Interest received	-	-	-	-	-	-	-	-	-	-	-	-
Balance at end of the year including interest	-	-	-	-	-	-	-	-	-	-	-	-

J. Advance to Joint Ventures

(₹ in crore)

Particulars	MMTC Gitanjali Private Limited		MMTC PAMP India Private Limited		Sical Iron Ore Terminal Limited		MTPPL		Neelachal Ispat Nigam Limited		Free Trade Warehousing Pvt. Ltd.		Kandla Free Trade Warehousing Pvt. Ltd.	
	Mar/20	Mar/19	Mar/20	Mar/19	Mar/20	Mar/19	Mar/20	Mar/19	Mar/20	Mar/19	Mar/20	Mar/19	Mar/20	Mar/19
Advance Given	-	-	-	-	-	-	3,221.00	2,594.56	-	-	-	-	-	-



k. Disclosure as per Ind AS 27 'Separate financial statements :

a) Investment in Subsidiary:

Name of the Company	Country of Incorporation	% of Company's ownership Interest	
		March 31, 2020	March 31, 2019
MMTC Transnational Pte. Ltd.	Singapore	100%	100%

b) Investment in Joint Venture

Name of the Company	Country of Incorporation	% of Company's ownership Interest	
		March 31, 2020	March 31, 2019
1. Free Trade Warehousing Pvt. Ltd.	India	50	50
2. MMTC Pamp India Pvt. Ltd.	India	26	26
3. Sical Iron Ore Terminal Ltd.	India	26	26
4. MMTC Gitanjali Ltd.	India	26	26
5. Neelanchal Ispat Nigam Limited	India	49.78	49.78

l. Loans to KMP

Particulars	March 31, 2020	March 31, 2019
Loans at beginning of the year	0.01	0.02
Loans advanced	-	-
Repayment received	-	-
Interest charged	-	-
Interest received	0.01	0.01
Balance at end of the year including interest	0.00	0.01

m. Loans to related parties are for short term & to KMP are in the nature of welfare advances. Interest is charged basis market rates from time to time.

n. Disclosure for transactions entered with Govt. and Govt. Entities

S. No.	NAME OF GOVT/ GOVT ENTITIES	NATURE OF RELATIONSHIP WITH THE COMPANY	NATURE OF TRANSACTIONS	VALUE (RS)	OUTSTANDING BALANCE	
					RECEIVABLE	PAYABLES
1	Deptt. of Fertilizer GOI	Majority Owner	Sale of Goods	11076.02	1534.52	0.00
2	Deptt. of Consumer Affairs GOI	Majority Owner	Import of Pulses	92.99	94.54	0.56
3	Other Departments of Govt. of India	Majority Owner	Purchase/Sale of Goods	917.81	1.08	8.13
4.	CPSEs	Related through GOI	Purchase/Sale of Goods	1732.89	21.97	186.56

42.2 Disclosure in respect of Indian Accounting standard (Ind AS) 116 "Leases"

42.3 As lessee

a) Finance leases: The Company does not have any finance lease arrangement during the period.

b) Operating lease

(₹ in crore)

Particulars	For the year ended March 31, 2020	For the year ended March 31, 2019
1 Depreciation charge for right of use assets	0.43	0.05
2 Interest expense on lease liabilities	0.55	0.18
3 Expense on short term leases	-	-
4 Expense on low value assets	-	-
5 Expense relating to variable lease payments not included in measurement of lease liability	-	-
6 Income from subleasing right of use assets	-	-
7 Total cash outflow for leases	0.90	0.21
8 Addition to right of use assets	2.71	-
9 Carrying amount of right of use assets at the end of the reporting period	4.47	0.94


Maturity analysis of lease liabilities

(₹ in crore)

Particulars	For the year ended March 31, 2020	For the year ended March 31, 2019
Not later than 1 year	0.68	0.35
Later than 1 year and not later than 5 years	2.99	1.40
Later than 5 years	28.47	3.44

- c) The company is using the right of use assets for operating its business activities.
 d) As a practical expedient, short term leases (having a term of 12 months or less) and leases for which the underlying assets is of low value upto ₹1,00,000/- per month and ₹12,00,000/- per year are not recognized as per the provisions given under Ind AS-116 (Leases).

42.4 As a lessor

- a) Finance leases: The Company does not have any finance lease arrangement during the period.
 b) Operating leases

• Future minimum lease receivables under non-cancellable operating lease

(₹ in crore)

Particulars	For the year ended March 31, 2020	For the year ended March 31, 2019
Not later than 1 year	1.50	0.08
Later than 1 year and not later than 5 years	5.39	0.03
Later than 5 years	-	-

43. Disclosure in respect of Indian Accounting Standard (Ind AS)-33 "Earnings Per Share(EPS)"

- a) Basic & Diluted EPS

The earnings and weighted average number of ordinary shares used in the calculation of basic & diluted EPS and Basic EPS is as follows:

Particulars	For the year ended March 31, 2020	For the year ended March 31, 2019
Profit (loss) for the year, attributable to the owners of the company (₹ in crore)	(227.11)	81.43
Weighted average number of ordinary shares for the purpose of basic earnings per share	1,500,000,000	1,500,000,000
Basic & Diluted EPS (In ₹)	(1.51)	0.54

44. Disclosure in respect of Indian Accounting Standard (Ind AS)-37 "Provisions, Contingent Liabilities and Contingent Assets"

(₹ in crore)

Particulars of Provision	Opening Balance as on 01.04.19	Adjustment during year	Addition during year	Closing Balance as on 31.03.20
Destinational Weight & Analysis Risk	0.03	0.03	0.04	0.04
Bonus/PRP	22.73	1.68	0.06	21.11
Provision for Litigation Settlements	-	(4.47)	6.91	11.38

45. The details of micro, small or medium enterprises to whom the Company owes dues as at 31st March, 2020 is as under:

(₹ in crore)

	2019-20	2018-19
a) (i) The Principal amount remaining unpaid to any supplier at the end of accounting year	0.17	6.86
(ii) The interest due on above	-	-
TOTAL (i) & (ii) (included under note 18 & 19)	0.17	6.86
b) Amount of interest paid by the buyer in terms of Section 16 of the Act	-	-
c) The amount of interest due and payable for the period of delay in making payment (which have been paid but beyond the due date during the year) but without adding the interest specified under the Act	-	-
d) The amount of interest accrued and remaining unpaid at the end of each accounting year	-	-
e) The amount of further interest remaining due and payable even in the succeeding years, until such date when the interest dues above are actually paid to the small enterprise, for the purpose of disallowance of a deductible expenditure under section 23 of the act	-	-



46. Disclosure in respect of Indian Accounting Standard (Ind AS)-115: "Revenue from Contract with Customers) Disclosure

A. (i) Contracts with customers

a) Company has recognized the following revenue during the year from contracts with its customers

Particulars	For the year ended March 31, 2020	For the year ended March 31, 2019
Sale of products	24051.99	28288.27
Sale of services	4.06	4.55
Other operating revenue		
-Claims	89.25	462.68
-Subsidy	-	-
-Despatch Earned	-	-
-Other Trade Income	(10.32)	223.94
Total	24134.98	28979.44

b) Company has recognized the following amount as impairment loss against the amount receivables from its customers or contract assets arising due to contract with its customers.

Particulars	For the year ended March 31, 2020	For the year ended March 31, 2019
Impairment Loss	-	0.03

(ii) Disaggregation of Revenue

The Company has identified its Operating Segments as Minerals, Precious Metals, Metals, Agro Products, Coal & Hydrocarbon, Fertilizer and General Trade/others. The segment wise revenue generated from the contract with customers and its proportion in total revenue is as follows:-

Particulars	For the year ended March 31, 2020	As % to Total Revenue	For the year ended March 31, 2019	As % to Total Revenue
Precious Metals	8304.82	34.41%	12789.37	44.13%
Metals	829.12	3.44%	2272.94	7.84%
Minerals	1714.66	7.10%	854.40	2.95%
Coal & Hydrocarbon	1341.83	5.56%	1470.71	5.08%
Agro Products	831.23	3.44%	1432.99	4.94%
Fertilizers	11100.10	45.99%	10132.43	34.96%
Others	13.22	0.05%	26.60	0.09%
Total	24134.98	100%	28979.44	100%

(iii) Contract Balances

(a) Receivables

Particulars	For the year ended March 31, 2020	For the year ended March 31, 2019
Opening Balance	669.04	744.80
Addition/(deduction) during the year	1645.29	(75.76)
Closing Balance	2314.32	669.04

(b) **Contract Assets**

Company recognises contract assets when it satisfies its obligation by transferring the goods or services to the customer and right to receive the consideration is established which is subject to some conditions to be fulfilled by the company in future before receipt of consideration amount. Being a trading company performance obligation of the company is satisfied upon transferring a promised goods or service to its customers and there is no obligation on the part of the company which remains unexecuted.

(c) **Contract Liabilities**

Upon execution of contract with the customers, certain amount in the form of EMD, Security Deposit, Margin Money, advance for payment of custom duty etc. received from the customers which is shown as advance received from customers under the heading "Other Financial Liabilities" and "Other Liabilities"





(₹ in crore)

Particulars	For the year ended March 31, 2020	For the year ended March 31, 2019
Opening Balance	361.95	288.44
Add: Addition during the year	132.83	146.39
Less: Deduction (Refunds/adjustments)	188.70	14.39
Less: Recognised as revenue during the year forming part of opening balance	93.85	58.49
Closing Balance	212.24	361.95

During the year company has recognized revenue of ₹ Nil crore (P.Y. ₹ Nil crore) from the performance obligations satisfied in earlier periods by raising debit/credit notes to its customers.

The company has made the adjustment of ₹Nil crore (P.Y. ₹Nil Crore) in the revenue of ₹ Nil crore (P.Y. ₹Nil crore) recognized during the year on account of discounts, rebates, refunds, credits, price concessions, incentives performance bonuses etc. as against the contracted revenue of Nil crore (P.Y. ₹Nil crore).

(d) Practical expedients

During the year company has entered into sales contracts with its customers where some of the part is yet to be executed, same has not been disclosed as per practical expedient as the duration of the contract is less than one year or right to receive the consideration established on completion of the performance by the company.

B. Significant judgements in the application of this standard

- (i) Revenue is recognized by the company when the company satisfies a performance obligation by transferring a promised good or service to its customers. Asset/goods/services are considered to be transferred when the customer obtains control of those asset/goods/services.
- (ii) The company considers the terms of the contract and its customary business practices to determine the transaction price. The transaction price is the amount of consideration to which an entity expects to be entitled in exchange for transferring promised goods or services to a customer, excluding amounts collected on behalf of third parties (for example, GST etc.).
- (iii) The consideration promised in a contract with a customer may include fixed amounts, variable amounts, or both. Any further adjustment will be made by raising debit/credit notes on the customer. While determining the transaction price effects of variable consideration, constraining estimates of variable consideration, the existence of a significant financing component in the contract, non-cash consideration and consideration payable to a customer is also considered.
- (iv) Certain adjustments have been made during the year in contract value which is not significant keeping in view the amount involved.

C. Assets Recognised from costs to obtain or fulfill a contract with a customer

Being a trading company, costs incurred by the company are fixed in nature with no significant incremental cost to obtain or fulfill a contract with a customer and same is charged to profit and loss as a practical expedient.

47. Balances of some of the Trade Receivable, Other Assets, Trade and Other Payable are subject to confirmation/reconciliation and consequential adjustment, if any. Reconciliations are carried out on on-going basis. Provisions, wherever considered necessary, have been made. However, management does not expect to have any material financial impact of such pending confirmation/reconciliation.
48. Whole time Directors are allowed usage of staff cars for private use up to 1,000 km per month on payment of ₹ 2000 per month in accordance with guidelines issued by Department of Public Enterprise (GOI).
49. **Material impact of CoVID-19 on the business of the company:-**

Due to CoVID-19 pandemic Government of India has announced lock down India from time to time to contain the spread of the pandemic. This pandemic has impacted the business of the company which in turn have consequential effect on the profitability as well as liquidity of the company. This has also caused delay in compliance for financial reporting under the provisions of Companies Act, 2013 and LODR 2015. MMTCL limited is operating in seven business segment Precious Metals, Metals, Minerals, Coal and Hydrocarbon, Agro Products, Fertilizers and General Trade/ others. Some of the business segments impacted by CoVID-19 effect as given below:-

- (i) In minerals due to situation created by COVID-19 the movement of men and material has been adversely affected. Due to this pandemic some of the entities to whom exports are made are working on very less capacity which impacted Iron ore export to these companies. Some of the commodities like Manganese Ore shows drastic fall in international prices which make export unviable.
- (ii) In metals segment due to this situation and frequent fluctuation in price customers are reluctant to book the imported material. Empanelled suppliers are not able to ship the committed consignments which results disruption of supply chain.
- (iii) In precious metals sale of gold and silver in DTA and SEZ have been affected adversely.
- (iv) In other business segments also there is impact due to price fluctuation, supply chain disruption, unable to get new orders and explore the market etc.



50. Accounting policies and notes attached form an integral part of the financial statements.
51. The company has made certain changes in the Accounting Policies during the year as under:-
- Accounting policy no 2.1 "Statement of compliance and basis of preparation of financial statement" has been changed to add the wording "financial statements are prepared on going concern basis".
 - Accounting policy no 2.2 "Functional & presentation currency" has been changed to add the wording "financial statements are reported in crores of Indian rupees (upto two decimals).
 - Accounting policy no 2.5 "Property, Plant and Equipment's" has been changed to fix the monetary limit of ₹ 2000/- each for small value items directly charged to revenue in the year of purchase. However due to this there is no financial impact on the financials of the company.
 - Accounting policy no 2.6 "Intangible Assets" has been changed to fix the monetary limit of ₹ 2000/- each for small value items of intangible assets and to recognise intangible assets arising from research and development. However due to this there is no financial impact on the financials of the company.
 - Accounting policy no 2.8 "Depreciation" has been changed to shift the accounting treatment of small value items to Property, Plant and Equipment from Depreciation.
 - Accounting policy no 2.15 "Leases" has been changed due to the adoption of Ind AS 116 'Leases' w.e.f. 01.04.2019. The company has decided to adopt this standard retrospectively with cumulative effect of adoption as an adjustment to opening retained earnings. Accordingly, an amount of ₹ 3.09 crore has been adjusted from opening retained earnings.
 - Accounting policy no. 2.16 "Employee benefits" has been changed to incorporate the amendments to Ind AS-19 "Employee Benefits" for accounting for plan amendments, curtailment and settlements.
 - Accounting policy no. 2.17 "Taxation" has been changed to incorporate the amendments to Ind AS-12 "Income Taxes" for accounting of uncertainty over income tax treatments and dividend distribution tax.
 - Accounting policy no 2.21 "Financial Instruments" has been modified to include offsetting rules for financial assets and financial liabilities where company has enforceable legal right to offset and intention to settle on net basis. The above changes have no financial impact on the financials of the company except as stated above.
52. Amount in the financial statements are presented in ₹ crore (upto two decimals) except for per share data and as otherwise stated. Certain small amounts may not appear in financial statements due to rounding off in ₹ in crore. Previous year's figures have been regrouped/rearranged wherever considered necessary.
53. **Approval of financial statements**
The financial statements were approved by the board of directors and authorised for issue on 31.07.2020.

As per our report of even date attached

For and on behalf of Board of Directors

For M. L. Puri & Co.
Chartered Accountants
F.R. No.: 00002312N

(CA. R C Gupta)
Partner
M. No. 095584

(G. Anandanarayanan)
Company Secretary
ACS-13691

(B.N. Dash)
Chief General Manager(F&A)

(Kapil Kumar Gupta)
Director (F) & CFO
DIN:08751137

Date: 31.07.2020
Place: New Delhi

(Ashwani Sondhi)
Director
DIN: 02653076

(Sanjay Chadha)
Chairman and Managing Director
DIN:00752363



MMTC TRANSNATIONAL PTE. LTD.
Company Registration No.: 199407265M

Directors' Statement and
Audited Financial Statements
For
The Financial Year Ended 31st March, 2020



MMTC TRANSNATIONAL PTE. LTD.
(Company Registration No.:199407265M)

DIRECTORS' STATEMENT
FOR THE FINANCIAL YEAR ENDED 31 MARCH 2020

The directors are pleased to present their statement to the members together with the audited financial statements of MMTC Transnational Pte. Ltd. (the "Company") for the financial year ended 31 March 2020.

1. OPINION OF THE DIRECTORS

In the opinion of the directors,

- (i) the financial statements of the Company are drawn up so as to give a true and fair view of the financial position of the Company as at 31 March 2020 and the financial performance, changes in equity and cash flows of the Company for the year then ended; and
- (ii) at the date of this statement, there are reasonable grounds to believe that the Company will be able to pay its debts as and when they fall due.

2. DIRECTORS

The directors of the Company in office at the date of this statement are:

Ashwani Sondhi
Devasish Nayak
Rajiv Ranjan Sinha (Appointed on 3 December 2019)
Ravi Shanker Janardhanan
Thimmasarthy Srinivasa Rao

3. ARRANGEMENTS TO ENABLE DIRECTORS TO ACQUIRE SHARES OR DEBENTURES

Neither at the end of nor at any time during the financial year was the Company a party to any arrangement whose objects are, or one of whose objects is to enable the directors of the Company to acquire benefits by means of the acquisition of shares in, or debentures of, the Company or any other body corporate.

4. DIRECTORS' INTERESTS IN SHARES OR DEBENTURES

According to the register of directors' shareholdings kept by the Company under Section 164 of the Singapore Companies Act, Chapter 50 (the "Act"), the directors of the Company who held office at the end of the financial year had no interests in the shares or debentures of the Company and its related corporations either at the beginning or end of financial year.

5. SHARE OPTIONS

There were no share options granted during the financial year to subscribe for unissued shares of the Company.

There were no shares issued during the financial year by virtue of the exercise of options to take up unissued shares of the Company.

There were no unissued shares of the Company under option at the end of the financial year.

6. AUDITORS

The auditors, TKNP International, Public Accountants and Chartered Accountants of Singapore, have expressed its willingness to accept re-appointment as auditors.

On behalf of the Board of Directors,

Thimmasarthy Srinivasa Rao

Director

Devasish Nayak

Director

Date: 8 July, 2020



MMTC TRANSNATIONAL PTE. LTD.
(Company Registration No.:199407265M)

**INDEPENDENT AUDITORS' REPORT
FOR THE FINANCIAL YEAR ENDED 31 MARCH 2020**

INDEPENDENT AUDITORS' REPORT TO THE MEMBERS OF MMTC TRANSNATIONAL PTE. LTD.

Report on the Audit of the Financial Statements

Opinion

We have audited the financial statements of MMTC Transnational Pte. Ltd. (the "Company"), which comprise the statement of financial position as at 31 March 2020, the statement of profit or loss and other comprehensive income, statement of changes in equity and statement of cash flows for the year then ended, and notes to the financial statements, including a summary of significant accounting policies.

In our opinion, the accompanying financial statements are properly drawn up in accordance with the provisions of the Companies Act, Chapter 50 (the "Act") and Financial Reporting Standards in Singapore (FRSs) so as to give a true and fair view of the financial position of the Company as at 31 March 2020 and of the financial performance, changes in equity and cash flows of the Company for the year ended on that date.

Basis for Opinion

We conducted our audit in accordance with Singapore Standards on Auditing (SSAs). Our responsibilities under those standards are further described in the Auditor's Responsibilities for the Audit of the Financial Statements section of our report. We are independent of the Company in accordance with the Accounting and Corporate Regulatory Authority (ACRA) Code of Professional Conduct and Ethics for Public Accountants and Accounting Entities (ACRA Code) together with the ethical requirements that are relevant to our audit of the financial statements in Singapore, and we have fulfilled our other ethical responsibilities in accordance with these requirements and the ACRA Code. We believe that the audit evidence we have obtained is sufficient and appropriate to provide a basis for our opinion.

Other Information

Management is responsible for the other information. The other information comprises the Directors' Statement set out on previous page.

Our opinion on the financial statements does not cover the other information and we do not express any form of assurance conclusion thereon.

In connection with our audit of the financial statements, our responsibility is to read the other information and, in doing so, consider whether the other information is materially inconsistent with the financial statements or our knowledge obtained in the audit, or otherwise appears to be materially misstated. If, based on the work we have performed, we conclude that there is a material misstatement of this other information, we are required to report that fact. We have nothing to report in this regard.

Other Matter

The financial statements of the Company for the financial year ended 31 March 2019 were audited by another firm of auditors who expressed an unmodified opinion on those statements on 22 May 2019.

Responsibilities of Management and Directors for the Financial Statements

Management is responsible for the preparation of financial statements that give a true and fair view in accordance with the provisions of the Act and FRSs, and for devising and maintaining a system of internal accounting controls sufficient to provide a reasonable assurance that assets are safeguarded against loss from unauthorised use or disposition; and transactions are properly authorised and that they are recorded as necessary to permit the preparation of true and fair financial statements and to maintain accountability of assets.

Responsibilities of Management and Directors for the Financial Statements

In preparing the financial statements, management is responsible for assessing the Company's ability to continue as a going concern, disclosing, as applicable, matters related to going concern and using the going concern basis of accounting unless management either intends to liquidate the Company or to cease operations, or has no realistic alternative but to do so.

The directors' responsibilities include overseeing the Company's financial reporting process.

Auditor's Responsibilities for the Audit of the Financial Statements

Our objectives are to obtain reasonable assurance about whether the financial statements as a whole are free from material misstatement, whether due to fraud or error, and to issue an auditors' report that includes our opinion. Reasonable assurance is a high level of assurance, but is not a guarantee that an audit conducted in accordance with



MMTC TRANSNATIONAL PTE. LTD.
(Company Registration No.:199407265M)

INDEPENDENT AUDITORS' REPORT
FOR THE FINANCIAL YEAR ENDED 31 MARCH 2020

SSAs will always detect a material misstatement when it exists. Misstatements can arise from fraud or error and are considered material if, individually or in the aggregate, they could reasonably be expected to influence the economic decisions of users taken on the basis of these financial statements.

As part of an audit in accordance with SSAs, we exercise professional judgement and maintain professional scepticism throughout the audit. We also:

- Identify and assess the risks of material misstatement of the financial statements, whether due to fraud or error, design and perform audit procedures responsive to those risks, and obtain audit evidence that is sufficient and appropriate to provide a basis for our opinion. The risk of not detecting a material misstatement resulting from fraud is higher than for one resulting from error, as fraud may involve collusion, forgery, intentional omissions, misrepresentations, or the override of internal control.
- Obtain an understanding of internal control relevant to the audit in order to design audit procedures that are appropriate in the circumstances, but not for the purpose of expressing an opinion on the effectiveness of the Company's internal control.
- Evaluate the appropriateness of accounting policies used and the reasonableness of accounting estimates and related disclosures made by management.
- Conclude on the appropriateness of management's use of the going concern basis of accounting and, based on the audit evidence obtained, whether a material uncertainty exists related to events or conditions that may cast significant doubt on the Company's ability to continue as a going concern. If we conclude that a material uncertainty exists, we are required to draw attention in our auditors' report to the related disclosures in the financial statements or, if such disclosures are inadequate, to modify our opinion. Our conclusions are based on the audit evidence obtained up to the date of our auditors' report. However, future events or conditions may cause the Company to cease to continue as a going concern.
- Evaluate the overall presentation, structure and content of the financial statements, including the disclosures, and whether the financial statements represent the underlying transactions and events in a manner that achieves fair presentation.

We communicate with the directors regarding, among other matters, the planned scope and timing of the audit and significant audit findings, including any significant deficiencies in internal control that we identify during our audit.

Report on Other Legal and Regulatory Requirements

In our opinion, the accounting and other records required by the Act to be kept by the Company have been properly kept in accordance with the provisions of the Act.

The engagement partner on the audit resulting in this independent auditors' report is Ong Lien Wan.

TKNP International
Public Accountants and Chartered Accountants
Singapore

Date: 8 July, 2020





MMTC TRANSNATIONAL PTE. LTD.
(Company Registration No.:199407265M)

STATEMENT OF FINANCIAL POSITION
AS AT 31 MARCH 2020

	Note	2020 US\$	2019 US\$
ASSETS			
Non-current assets			
Property, plant and equipment	4	5,130	7,241
Right of use assets	5	87,859	-
Other assets	6	26,969	4,881
		<u>119,958</u>	<u>12,122</u>
Current assets			
Cash and cash equivalents	7	14,139,152	11,434,436
Trade and other receivables	8	18,530,582	22,976,853
Inventories		-	19,552
Other assets	6	-	14,274
		<u>32,669,734</u>	<u>34,445,115</u>
Total assets		<u>32,789,692</u>	<u>34,457,237</u>
LIABILITIES AND EQUITY			
Current liabilities			
Trade and other payables	9	3,710,149	16,450,875
Borrowings	10	15,589,023	5,716,873
Lease liability	11	88,966	-
Income tax expense		144,964	-
		<u>19,533,102</u>	<u>22,167,748</u>
Equity			
Share capital	12	1,000,000	1,000,000
Retained earnings		12,256,590	11,289,489
		<u>13,256,590</u>	<u>12,289,489</u>
Total liabilities and equity		<u>32,789,692</u>	<u>34,457,237</u>

See accompanying notes to the financial statements





MMTC TRANSNATIONAL PTE. LTD.
(Company Registration No.:199407265M)

**STATEMENT OF PROFIT OR LOSS AND OTHER COMPREHENSIVE INCOME
 FOR THE FINANCIAL YEAR ENDED 31 MARCH 2020**

	Note	2020 US\$	2019 US\$
Revenue income	13	333,596,463	154,120,379
Other income	14	1,275,755	549,635
Foreign exchange difference		(815)	(832)
Expenses and costs			
- Purchase of commodities		323,673,503	152,450,867
- Freight cost		8,291,442	979,650
- Employee compensation	15	697,122	458,633
- Depreciation of property, plant and equipment	4	2,422	1,938
- Depreciation of right of use assets	5	87,860	-
- Bank charges		478,769	30,661
- Finance expense	16	448,113	273,800
- Rental expense – operating lease		-	92,073
- Other expense	17	80,107	106,747
		(333,759,338)	(154,394,369)
Profit before tax		1,112,065	274,813
Income tax expense	18	(144,964)	-
Profit for the year, representing total comprehensive income for the year		967,101	274,813

	Share capital US\$	Retained earnings US\$	Total US\$
At 1 April 2018	1,000,000	11,014,676	12,014,676
Profit for the year, representing total comprehensive income for the year	-	274,813	274,813
At 31 March 2019	1,000,000	11,289,489	12,289,489
1 April 2019	1,000,000	11,289,489	12,289,489
Profit for the year, representing total comprehensive income for the year	-	967,101	967,101
At 31 March 2020	1,000,000	12,256,590	13,256,590

See accompanying notes to the financial statements



MMTC TRANSNATIONAL PTE. LTD.
(Company Registration No.:199407265M)

STATEMENT OF CASH FLOWS
FOR THE FINANCIAL YEAR ENDED 31 MARCH 2020

	<u>Note</u>	<u>2020</u> US\$	<u>2019</u> US\$
Cash flows from operating activities			
Profit before tax		1,112,065	274,813
Adjustments for:			
Depreciation of property, plant and equipment	4	2,422	1,938
Depreciation of right of use assets	5	87,860	-
Interest expense	16	448,113	273,800
Interest income	14	(567,650)	(494,643)
Operating profit before working capital changes		1,082,810	55,908
Changes in working capital:			
Decrease in inventories		19,552	5,670
Decrease/(increase) in trade and other receivables		4,446,271	(10,382,325)
(Increase)/decrease in other assets		(7,814)	7,623
(Decrease)/increase in trade and other payables		(12,740,726)	4,330,412
Net cash used in operating activities		(7,199,907)	(5,982,712)
Cash flows from investing activities			
Interest received		567,650	306,708
Purchase of property, plant and equipment	4	(311)	(8,945)
Loan to a third party		-	177
Net cash generated from investing activities		567,339	297,940
Cash flows from financing activities			
Fixed deposits pledged	A	(1,895,140)	(10,736,207)
Proceed from borrowings	A	9,872,150	5,716,873
Repayment of lease liability	A	(86,753)	-
Interest paid	16	(448,113)	(273,800)
Net cash generated from/(used in) financing activities		7,442,144	(5,293,134)
Net increase/(decrease) in cash and cash equivalents		809,576	(10,977,906)
Cash and cash equivalents at beginning of year		698,229	11,676,135
Cash and cash equivalents at end of year	7	1,507,805	698,229

Note A:

A reconciliation of liabilities arising from financing activities is as follows:

	1 April 2019	Cash flows	Interest payment	Acquisition	Non-cash changes Accretion of interests	31 March 2020
	US\$	US\$	US\$	US\$	US\$	US\$
Borrowings	5,716,873	9,872,150	(444,235)	-	444,235	15,589,023
Lease liability	-	(86,753)	(3,878)	175,719	3,878	88,966
Pledged fixed deposits	(10,736,207)	(1,895,140)	-	-	-	(12,631,347)

	1 April 2018	Cash flows	Interest payment	Non-cash changes Accretion of interests	31 March 2019
	US\$	US\$	US\$	US\$	US\$
Borrowings	-	5,716,873	(273,800)	273,800	5,716,873
Pledged fixed deposits	-	(10,736,207)	-	-	(10,736,207)

See accompanying notes to the financial statements



MMTC TRANSNATIONAL PTE. LTD.
(Company Registration No.:199407265M)

NOTES TO THE FINANCIAL STATEMENTS
FOR THE FINANCIAL YEAR ENDED 31 MARCH 2020

These notes form an integral part and should be read in conjunction with the accompanying financial statements.

1. CORPORATE INFORMATION

MMTC Transnational Pte. Ltd.(the "Company") is a private company limited by shares which is incorporated and domiciled in Singapore.

The registered office and the principal place of business of the Company are located at 3 Raffles Place, #08-01, Bharat Building, Singapore 048617.

The principal activities of the Company are trading in minerals, metals, fertilizers, agricultural products, coal, gold and hydrocarbon products, jewellery and other commodities. There have been no significant changes in the nature of these activities during the financial year.

The immediate and ultimate holding company is MMTC Limited, which is incorporated in the Republic of India.

2. SUMMARY OF SIGNIFICANT ACCOUNTING POLICIES

2.1) BASIS OF PREPARATION

The financial statements of the Company have been drawn up in accordance with Financial Reporting Standards in Singapore ("FRSs"). The financial statements have been prepared on the historical cost basis except as disclosed in the accounting policies below.

The financial statements are presented in United States Dollar ("US\$"), which is also the functional currency of the Company.

The preparation of financial statements in conformity with FRSs requires management to exercise its judgement in the process of applying the company's accounting policies. It also requires the use of accounting estimates and assumptions. Although these estimates are based on management's best knowledge of current events and actions, actual results may ultimately differ from those estimates. The areas where estimates and assumptions are significant or critical to the financial statements are disclosed in Note 3 to the financial statements.

2.2) ADOPTION OF NEW AND AMENDED STANDARDS AND INTERPRETATIONS

The accounting policies adopted are consistent with those of the previous financial year except that in the current financial year, the Company has adopted all the new and amended standards which are relevant to the Company and are effective for annual financial periods beginning on or after 1 January 2019. Except for the adoption of FRS116 Leases described below, the adoption of these standards did not have any material effect on the financial performance or position of the Company.

FRS 116 Leases

FRS 116 supersedes FRS 17 Leases, INT FRS 104 *Determining whether an Arrangement contains a Lease*, INT FRS 15 *Operating Leases-Incentives* and INT FRS 27 *Evaluating the Substance of Transactions Involving the Legal Form of a Lease*. The standard sets out the principles for the recognition, measurement, presentation and disclosure of leases and requires lessees to recognise most leases on the statement of financial position.

The Company has lease contracts for buildings. Before the adoption of FRS 116, the Company classified each of its leases (as lessee) at the inception date as either a finance lease or an operating lease. The accounting policy prior to 1 April 2019 is disclosed in Note 2.12.

Leases previously accounted for as operating leases

The Company recognised right-of-use assets and lease liabilities for those leases previously classified as operating leases, except for short-term leases and leases of low-value assets. The right-of-use assets for the leases were recognised based on the carrying amount as if the standard had always been applied, using the incremental borrowing rate at the date of initial application. Lease liabilities were recognised based on the present value of the remaining lease payments, discounted using the incremental borrowing rate at the date of initial application.

The Company also applied the available practical expedients wherein it:

- (i) used a single discount rate to a portfolio of leases with reasonably similar characteristics;
- (ii) relied on its assessment of whether leases are onerous immediately before the date of initial application as an alternative to performing an impairment review;
- (iii) applied the short-term leases exemption to leases with lease term that ends within 12 months of the date of initial application;
- (iv) excluded the initial direct costs from the measurement of the right-of-use asset at the date of initial application; and



MMTC TRANSNATIONAL PTE. LTD.
(Company Registration No.:199407265M)

NOTES TO THE FINANCIAL STATEMENTS
FOR THE FINANCIAL YEAR ENDED 31 MARCH 2020

- (v) used hindsight in determining the lease term where the contract contained options to extend or terminate the lease.

Accordingly, for leases of office previously classified as operating leases, the Company recognised the right-of-use assets of US\$175,719 and total lease liabilities of US\$175,719 for new agreement signed on 17 May 2019.

2.3) STANDARD ISSUED BUT NOT YET EFFECTIVE

The Company has not adopted the following standards that have been issued but not yet effective:

	Effective for annual periods beginning on or after
● Amendments to References to the Conceptual Framework in FRS Standards	1 January 2020
● Amendments to FRS 1 and FRS 8 <i>Definition of Material</i>	1 January 2020

The directors expect that the adoption of the standards above will have no material impact on the financial statements in the year of initial application.

2.4) PROPERTY, PLANT AND EQUIPMENT

All items of property, plant and equipment are initially recorded at cost. Subsequent to recognition, plant and equipment are measured at cost less accumulated depreciation and any accumulated impairment losses. The cost of property, plant and equipment includes its purchase price and any costs directly attributable to bringing the asset to the location and condition necessary for it to be capable of operating in the manner intended by management. Dismantlement, removal or restoration costs are included as part of the cost of property, plant and equipment if the obligation for dismantlement, removal or restoration is incurred as a consequence of acquiring or using the property, plant and equipment.

Depreciation is calculated using the straight-line method to allocate depreciable amounts over their estimated useful lives. The estimated useful lives are as follows:

	<u>Useful lives</u>
Leasehold improvement	3 years
Furniture and fittings	3 years
Computer equipment	3 years
Office equipment	3 years

The residual value, useful lives and depreciation method are reviewed at the end of each reporting period, and adjusted prospectively, if appropriate.

An item of property, plant and equipment is derecognised upon disposal or when no future economic benefits are expected from its use or disposal. Any gain or loss on de-recognition of the asset is included in profit or loss in the year the asset is derecognised.

2.5) IMPAIRMENT OF NON-FINANCIAL ASSETS

The Company assesses at each reporting date whether there is an indication that an asset may be impaired. If any indication exists, or when an annual impairment testing for an asset is required, the Company makes an estimate of the asset's recoverable amount.

An asset's recoverable amount is the higher of an asset's or cash-generating unit's fair value less costs of disposal and its value in use and is determined for an individual asset, unless the asset does not generate cash inflows that are largely independent of those from other assets or group of assets. Where the carrying amount of an asset or cash-generating unit exceeds its recoverable amount, the asset is considered impaired and is written down to its recoverable amount.

Impairment losses are recognised in profit or loss.

A previously recognised impairment loss is reversed only if there has been a change in the estimates used to determine the asset's recoverable amount since the last impairment loss was recognised. If that is the case, the carrying amount of the asset is increased to its recoverable amount. That increase cannot exceed the carrying amount that would have been determined, net of depreciation, had no impairment loss been recognised previously. Such reversal is recognised in profit or loss.

2.6) FINANCIAL INSTRUMENTS

Financial assets

Initial recognition and measurement





MMTC TRANSNATIONAL PTE. LTD.
(Company Registration No.:199407265M)

NOTES TO THE FINANCIAL STATEMENTS
FOR THE FINANCIAL YEAR ENDED 31 MARCH 2020

Financial assets are recognised when, and only when the Company becomes a party to the contractual provisions of the instruments.

At initial recognition, the Company measures a financial asset at its fair value plus, in the case of a financial asset not at FVPL, transaction costs that are directly attributable to the acquisition of the financial asset. Transaction costs of financial assets carried at FVPL are expensed in profit or loss.

Trade receivables are measured at the amount of consideration to which the Company expects to be entitled in exchange for transferring promised goods or services to a customer, excluding amounts collected on behalf of third party, if the trade receivables do not contain a significant financing component at initial recognition.

Subsequent measurement

Investments in debt instruments

Subsequent measurement of debt instruments depends on the Company's business model for managing the asset and the contractual cash flow characteristics of the asset. The three measurement categories for classification of debt instruments are amortised cost, FVOCI and FVPL. The Company only has debt instruments at amortised cost.

Financial assets that are held for the collection of contractual cash flows where those cash flows represent solely payments of principal and interest are measured at amortised cost. Financial assets are measured at amortised cost using the effective interest method, less impairment. Gains and losses are recognised in profit or loss when the assets are derecognised or impaired, and through the amortisation process.

Derecognition

A financial asset is derecognised where the contractual right to receive cash flows from the asset has expired. On derecognition of a financial asset in its entirety, the difference between the carrying amount and the sum of the consideration received and any cumulative gain or loss that had been recognised in other comprehensive income for debt instruments is recognised in profit or loss.

Financial liabilities

Initial recognition and measurement

Financial liabilities are recognised when, and only when, the Company becomes a party to the contractual provisions of the financial instrument. The Company determines the classification of its financial liabilities at initial recognition.

All financial liabilities are recognised initially at fair value plus in the case of financial liabilities not at FVPL, directly attributable transaction costs.

Subsequent measurement

After initial recognition, financial liabilities that are not carried at FVPL are subsequently measured at amortised cost using the effective interest method. Gains and losses are recognised in profit or loss when the liabilities are derecognised, and through the amortisation process.

Derecognition

A financial liability is derecognised when the obligation under the liability is discharged or cancelled or expires. On derecognition, the difference between the carrying amounts and the consideration paid is recognised in profit or loss.

2.7) IMPAIRMENT OF FINANCIAL ASSETS

The Company recognises an allowance for expected credit losses (ECLs) for all debt instruments not held at FVPL. ECLs are based on the difference between the contractual cash flows due in accordance with the contract and all the cash flows that the Company expects to receive, discounted at an approximation of the original effective interest rate. The expected cash flows will include cash flows from the sale of collateral held or other credit enhancements that are integral to the contractual terms.

ECLs are recognised in two stages. For credit exposures for which there has not been a significant increase in credit risk since initial recognition, ECLs are provided for credit losses that result from default events that are possible within the next 12-months (a 12-month ECL). For those credit exposures for which there has been a significant increase in credit risk since initial recognition, a loss allowance is recognised for credit losses expected over the remaining life of the exposure, irrespective of timing of the default (a lifetime ECL).

For trade receivables, the Company applies a simplified approach in calculating ECLs. Therefore, the Company does not track changes in credit risk, but instead recognises a loss allowance based on lifetime ECLs at each reporting date. The Company has established a provision matrix that is based on its historical credit loss





MMTC TRANSNATIONAL PTE. LTD.
(Company Registration No.:199407265M)

NOTES TO THE FINANCIAL STATEMENTS
FOR THE FINANCIAL YEAR ENDED 31 MARCH 2020

experience, adjusted for forward-looking factors specific to the debtors and the economic environment which could affect debtors' ability to pay.

The Company considers a financial asset in default when contractual payments are 180 days past due. However, in certain cases, the Company may also consider a financial asset to be in default when internal or external information indicates that the Company is unlikely to receive the outstanding contractual amounts in full before taking into account any credit enhancements held by the Company. A financial asset is written off when there is no reasonable expectation of recovering the contractual cash flows.

2.8) CONTRACT BALANCE

Contract assets

A contract asset is the right to consideration in exchange for goods or services transferred to the customer. If the Company performs by transferring goods or services to a customer before the customer pays consideration or before payment is due, a contract asset is recognised for the earned consideration that is conditional.

Contract liabilities

A contract liability is the obligation to transfer goods or services to a customer for which the Company has received consideration (or an amount of consideration is due) from customer. If customer pays consideration before the Company transfers good or services to the customer, a contract liability is recognised when the payment is made or the payment is due (whichever is earlier). Contract liabilities are recognised as revenue when the Company performs under the contract.

2.9) INVENTORIES

Inventories are stated at the lower of cost and net realisable value. Cost is calculated using the weighted average cost method and comprises all costs of purchase, costs of conversion and other costs incurred in bringing the inventories to their present location and condition. Net realisable value is the estimated selling price in the ordinary course of business, less estimated costs necessary to make the sale.

When necessary, allowance is provided for damaged, obsolete and slow moving items to adjust the carrying value of inventories to the lower of cost and net realisable value.

2.10) CASH AND CASH EQUIVALENTS

Cash and cash equivalents comprise cash at banks and on hand and are subject to an insignificant risk of changes in value.

2.11) SHARE CAPITAL

Proceeds from issuance of ordinary shares are recognised as share capital in equity. Incremental costs directly attributable to the issuance of ordinary shares are deducted against share capital.

2.12) LEASES

These accounting policies are applied on and after the initial application date of FRS 116, 1 April 2019:

The Company assesses at contract inception whether a contract is, or contains, a lease. That is, if the contract conveys the right to control the use of an identified asset for a period of time in exchange for consideration.

As lessee

The Company applies a single recognition and measurement approach for all leases, except for short-term leases and leases of low-value assets. The Company recognises lease liabilities representing the obligations to make lease payments and right-of-use assets representing the right to use the underlying leased assets.

Right-of-use assets

The Company recognises right-of-use assets at the commencement date of the lease (i.e. the date the underlying asset is available for use). Right-of-use assets are measured at cost, less any accumulated depreciation and impairment losses, and adjusted for any remeasurement of lease liabilities. The cost of right-of-use assets includes the amount of lease liabilities recognised, initial direct costs incurred, and lease payments made at or before the commencement date less any lease incentives received. Right-of-use assets are depreciated on a straight line basis over the shorter of the lease term and the estimated useful lives of the assets.

The Company's right-of-use assets are disclosed in Note 5 to financial statements.





MMTC TRANSNATIONAL PTE. LTD.
(Company Registration No.:199407265M)

NOTES TO THE FINANCIAL STATEMENTS
FOR THE FINANCIAL YEAR ENDED 31 MARCH 2020

Lease liabilities

At the commencement date of the lease, the Company recognises lease liabilities measured at the present value of lease payments to be made over the lease term. The lease payments include fixed payments (including in-substance fixed payments) less any lease incentives receivable, variable lease payments that depend on an index or a rate, and amounts expected to be paid under residual value guarantees. The lease payments also include the exercise price of a purchase option reasonably certain to be exercised by the Company and payments of penalties for terminating the lease, if the lease term reflects the Company exercising the option to terminate. Variable lease payments that do not depend on an index or a rate are recognised as expenses (unless they are incurred to produce inventories) in the period in which the event or condition that triggers the payment occurs.

The Company's lease liabilities are disclosed in Note 11 to financial statements.

These accounting policies are applied before the initial application date of FRS 116, 1 April 2019:

Operating lease payments are recognised as an expense in profit or loss on a straight-line basis over the lease term. The aggregate benefit of incentives provided by the lessor is recognised as a reduction of rental expense over the lease term on a straight-line basis.

2.13) REVENUE RECOGNITION

Revenue is measured based on the consideration to which the Company expects to be entitled in exchange for transferring promised goods or services to a customer, excluding amounts collected on behalf of third parties.

Revenue is recognised when the Company satisfies a performance obligation by transferring a promised good or service to the customer, which is when the customer obtains control of the good or service. A performance obligation may be satisfied at a point in time or over time. The amount of revenue recognised is the amount allocated to the satisfied performance obligation.

Sale of commodities

Sales are recognised when control of the commodities have transferred to its customers (i.e. Point of time). The risk of obsolescence and loss have been transferred to the customers, and either the customers have accepted the goods in accordance with the sales contract, the acceptance provisions have lapsed, or the Company has objective evidence that all criteria for acceptance have been satisfied. No element of financing is deemed present as the sales are made with a credit term of 30 to 180 days, which is consistent with market practice.

Interest income

Interest income is accrued on a time basis, by reference to the principal outstanding and at the effective interest rate applicable.

Demurrage and dispatch income

Demurrage and despatch income are recognised if it is estimated reliably and it is probable that it will be received.

2.14) RELATED PARTY

A related party is defined as follows:

- (a) A person or a close member of that person's family is related to reporting entity if that person:
 - (i) has control or joint control over the reporting entity;
 - (ii) has significant influence over the reporting entity; or
 - (iii) is a member of the key management personnel of the reporting entity or of a parent of the reporting entity.
- (b) An entity is related to a reporting entity if any of the following condition applies:
 - (i) The entity and the reporting entity are members of the same group (which means that each parent, subsidiary and fellow subsidiary is related to the others).
 - (ii) One entity is an associate or joint venture of the other entity (or an associate or joint venture of a member of a group of which the other entity is a member).
 - (iii) Both entities are joint ventures of the same third party.
 - (iv) One entity is a joint venture of a third entity and the other entity is an associate of the third entity.





MMTC TRANSNATIONAL PTE. LTD.
(Company Registration No.:199407265M)

NOTES TO THE FINANCIAL STATEMENTS
FOR THE FINANCIAL YEAR ENDED 31 MARCH 2020

- (v) The entity is a post-employment benefit plan for the benefit of employees of either the reporting entity or an entity related to the reporting entity. If the reporting entity is itself such a plan, the sponsoring employers are also related to the reporting entity.
- (vi) The entity is controlled or jointly controlled by a person identified in (a).
- (vii) A person identified in (a)(i) has significant influence over the entity or is a member of the key management personnel of the entity (or of a parent of the entity).
- (viii) The entity, or any member of a group of which it is a part, provides key management personnel services to the reporting entity or to the parent of the reporting entity.

The following are not necessarily related parties:

- (a) Two entities simply because they have a director or other member of key management personnel in common;
- (b) Two venturers simply because they share joint control over a joint venture.

Key management personnel are those persons having the authority and responsibility of planning, directing and controlling the activities of the Company.

2.15) INCOME TAX

Current income tax

Current income tax assets and liabilities for the current year and prior periods are measured at the amount expected to be recovered from or paid to the tax authority. The tax rates and tax laws used to compute the amount are those that are enacted or substantively enacted at the reporting date.

Current income taxes are recognised in profit or loss except to the extent that the tax relates to items recognised outside profit or loss, either in other comprehensive income or directly in equity. Management periodically evaluates positions taken in the tax returns with respect to situations in which applicable tax regulations are subject to interpretation and establishes provisions where appropriate.

Deferred tax

Deferred tax is provided using the liability method on temporary differences at the reporting date between the tax base of assets and liabilities and their carrying amounts for financial reporting purposes.

Deferred tax assets are recognised for all deductible temporary differences, the carry forward of unused tax credits and unused tax losses, to the extent that it is probable that taxable profit will be available against which the deductible temporary differences, and the carry forward of unused tax credits and unused tax losses can be utilised.

Deferred tax asset is not recognised for temporary differences on the initial recognition of assets or liabilities in a transaction that is not a business combination and that affects neither accounting nor taxable profit or loss.

The carrying amount of deferred tax assets is reviewed at the end of each reporting period and reduced to the extent that it is no longer probable that sufficient future taxable profit will be available to allow all or part of the deferred tax asset to be utilised. Unrecognised deferred tax assets are reassessed at the end of each reporting period and are recognised to the extent that it has become probable that future taxable profit will allow the deferred tax asset to be recovered.

Deferred tax assets and liabilities are measured at the tax rates that are expected to apply in the year when the asset is realised or the liability is settled, based on tax rates and tax laws that have been enacted or substantively enacted by the end of each reporting period and based on the tax consequence which will follow from the manner in which the Company expects, at the reporting date, to recover or settle the carrying amounts of its assets and liabilities.

Deferred tax assets and deferred tax liabilities are offset, if a legally enforceable right exists to set off current income tax assets against current income tax liabilities and the deferred taxes relate to the same taxable entity and the same tax jurisdiction.

Goods and Services Tax (GST)

Revenues, expenses and assets are recognised net of the amount of GST except:

- where the GST incurred on a purchase of assets or services is not recoverable from the taxation authority, in which case the GST is recognised as part of the cost of acquisition of the asset or as part of the expense item as applicable; and





MMTC TRANSNATIONAL PTE. LTD.
(Company Registration No.:199407265M)

NOTES TO THE FINANCIAL STATEMENTS
FOR THE FINANCIAL YEAR ENDED 31 MARCH 2020

- receivables and payables that are stated with the amount of GST included.

The net amount of GST recoverable from, or payable to, the taxation authority is included as part of receivables or payables in the statement of financial position.

2.16) BORROWING COSTS

Borrowing costs are recognised in profit or loss in the period in which they are incurred using the effective interest method.

2.17) FOREIGN CURRENCY TRANSACTIONS AND BALANCES

Transactions in foreign currencies are measured in the functional currency of the Company and are recorded on initial recognition in the functional currency at exchange rates approximating those ruling at the transaction dates. Monetary assets and liabilities denominated in foreign currencies are translated at the rate of exchange ruling at the reporting date. Non-monetary items that are measured in terms of historical cost in a foreign currency are translated using the exchange rates as at the dates of the initial transactions.

Exchange differences arising on the settlement of monetary items or on translating monetary items at the end of the reporting period are recognised in profit or loss.

2.18) EMPLOYEE BENEFITS

Defined contribution plans

The Company makes contributions to the Central Provident Fund scheme in Singapore, a defined contribution pension scheme. Contributions to defined contribution pension schemes are recognised as an expense in the period in which the related service is performed. The Company has no further obligations once the contributions have been paid.

Short-term employee benefits

Short-term employee benefit obligations are measured on an undiscounted basis and are expensed as the related service is provided. A liability is recognised for the amount expected to be paid if the Company has a present legal or constructive obligation to pay this amount as a result of past service provided by the employee, and the obligation can be estimated reliably.

3. SIGNIFICANT ACCOUNTING JUDGEMENTS AND ESTIMATES

The preparation of the Company's financial statements requires management to make judgements, estimates and assumptions that affect the reported amounts of revenues, expenses, assets and liabilities, and the disclosure of contingent liabilities at the end of each reporting period. Uncertainty about these assumptions and estimates could result in outcomes that require a material adjustment to the carrying amount of the asset or liability affected in the future periods.

3.1) Judgements made in applying accounting policies

The management is of the opinion that there are no significant judgements made in applying accounting estimates and policies that have a significant risk of causing a material adjustment to the carrying amounts of assets and liabilities within the next financial year.

3.2) Key sources of estimation uncertainty

The key assumptions concerning the future and other key sources of estimation uncertainty at the end of the reporting period are discussed below. The Company based its assumptions and estimates on parameters available when the financial statements were prepared. Existing circumstances and assumptions about future developments, however, may change due to market changes or circumstances arising beyond the control of the Company. Such changes are reflected in the assumptions when they occur.

Provision for expected credit losses of trade receivables

The Company uses a provision matrix to calculate ECLs for trade receivables. The provision rates are based on days past due for groupings of various customer segments that have similar loss patterns.

The provision matrix is initially based on the Company's historical observed default rates. The Company will calibrate the matrix to adjust historical credit loss experience with forward-looking information. At every reporting date, historical default rates are updated and changes in the forward-looking estimates are analysed.

The assessment of the correlation between historical observed default rates, forecast economic conditions and ECLs is a significant estimate. The amount of ECLs is sensitive to changes in circumstances and of forecast





MMTC TRANSNATIONAL PTE. LTD.
(Company Registration No.:199407265M)

NOTES TO THE FINANCIAL STATEMENTS
FOR THE FINANCIAL YEAR ENDED 31 MARCH 2020

economic conditions. The Company's historical credit loss experience and forecast of economic conditions may also not be representative of customer's actual default in the future. The information about the ECLs on the Company's trade receivables is disclosed in Note 8 to the financial statements. The carrying amount of the Company's trade receivables as at 31 March 2020 was US\$17,755,589 (2019: US\$22,757,986).

Useful lives of property, plant and equipment

The useful life of an item of property, plant and equipment is estimated at the time the asset is acquired and is based on historical experience with similar assets and takes into account anticipated technological or other changes. If changes occur more rapidly than anticipated or the asset experiences unexpected level of wear and tear, the useful life will be adjusted accordingly. The carrying amount of the Company's property, plant and equipment as at 31 March 2020 was US\$5,130 (2019: US\$7,241).

Impairment of property, plant and equipment

The Company assess annually whether property, plant and equipment exhibit any indication of impairment. In instances where there are indications of impairment, the recoverable amounts of plant and equipment will be determined based on value-in-use calculations. These calculations require the use of judgement and estimates. The carrying amount of the Company's property, plant and equipment as at 31 March 2020 was US\$5,130 (2019: US\$7,241).

4. PROPERTY, PLANT AND EQUIPMENT

	Leasehold improvement	Furniture and fittings	Computer equipment	Office equipment	Total
	US\$	US\$	US\$	US\$	US\$
Cost					
At 1 April 2018	121,394	40,537	48,567	24,073	234,571
Additions	-	663	6,116	2,166	8,945
Disposals	-	-	(5,504)	-	(5,504)
At 31 March 2019	121,394	41,200	49,179	26,239	238,012
Additions	-	-	311	-	311
At 31 March 2020	121,394	41,200	49,490	26,239	238,323
Accumulated depreciation					
At 1 April 2018	121,394	40,537	48,387	23,842	234,160
Depreciation charge	-	193	1,023	722	1,938
Disposals	-	-	(5,327)	-	(5,327)
At 31 March 2019	121,394	40,730	44,083	24,564	230,771
Depreciation charge	-	157	1,707	558	2,422
At 31 March 2020	121,394	40,887	45,790	25,122	233,193
Carrying amount					
At 31 March 2020	-	313	3,700	1,117	5,130
At 31 March 2019	-	470	5,096	1,675	7,241





MMTC TRANSNATIONAL PTE. LTD.
(Company Registration No.:199407265M)

NOTES TO THE FINANCIAL STATEMENTS
FOR THE FINANCIAL YEAR ENDED 31 MARCH 2020

5. RIGHT OF USE ASSETS

	Leasehold office US\$
Cost	
At 1 April 2019	-
Additions	175,719
At 31 March 2020	<u>175,719</u>
Accumulated depreciation	
At 1 April 2019	-
Depreciation charge	87,860
At 31 March 2020	<u>87,860</u>
Carrying amount	
At 31 March 2020	<u>87,859</u>
At 31 March 2019	<u>-</u>

6. OTHER ASSETS

	2020 US\$	2019 US\$
<u>Non-current</u>		
Refundable deposits	26,969	4,881
<u>Current</u>		
Refundable deposits	-	14,274
	<u>26,969</u>	<u>19,155</u>

Other assets are denominated in Singapore Dollar.

7. CASH AND CASH EQUIVALENTS

	2020 US\$	2019 US\$
Cash at bank	1,507,534	697,961
Cash on hand	271	268
Fixed deposits	12,631,347	10,736,207
	<u>14,139,152</u>	<u>11,434,436</u>

Cash and cash equivalents are denominated in the following currencies:

	2020 US\$	2019 US\$
United States Dollar	14,117,472	11,420,363
Singapore Dollar	21,680	14,073
	<u>14,139,152</u>	<u>11,434,436</u>

At balance sheet date, the fixed deposits bear interest rates ranging from 2.10% to 3.00% (2019: 2.70% to 3.20%) per annum with the maturity dates of 12 months (2019: 12 months). Weighted average effective interest rate of 2.72% (2019: 2.71%) per annum.

At balance sheet date, fixed deposits of US\$12,631,347 (2019: US\$10,736,207) are pledged as security granted for the borrowings (Note 10).

For the purpose of presenting the statement of cash flows, cash and cash equivalents comprise the following:

	2020 US\$	2019 US\$
Cash and cash equivalents (as above)	14,139,152	11,434,436
Fixed deposits	(12,631,347)	(10,736,207)
Cash and cash equivalents per statement of cash flows	<u>1,507,805</u>	<u>698,229</u>





MMTC TRANSNATIONAL PTE. LTD.
(Company Registration No.:199407265M)

NOTES TO THE FINANCIAL STATEMENTS
FOR THE FINANCIAL YEAR ENDED 31 MARCH 2020

8. TRADE AND OTHER RECEIVABLES

	2020	2019
	US\$	US\$
<u>Trade receivables</u>		
Third parties	16,124,450	21,096,759
Holding company	1,631,139	1,661,227
	<u>17,755,589</u>	<u>22,757,986</u>
<u>Other receivables</u>		
Amount due from a related company	-	24,306
Interest receivable from fixed deposit	213,817	187,935
Other receivables	558,438	6,626
GST receivables	2,738	-
	<u>774,993</u>	<u>218,867</u>
Total trade and other receivables	<u>18,530,582</u>	<u>22,976,853</u>

Trade receivables are non-interest bearing and repayable within the normal trade credit terms granted to the customers ranging from 30 to 180 days (2019: 30 to 180 days).

The other receivables amount due from a related company is unsecured and interest-free.

Trade and other receivables are denominated in the following currencies:

	2020	2019
	US\$	US\$
United States Dollar	18,527,844	22,970,227
Singapore Dollar	2,738	6,626
	<u>18,530,582</u>	<u>22,976,853</u>

9. TRADE AND OTHER PAYABLES

	2020	2019
	US\$	US\$
<u>Trade payables</u>		
Third parties	1,998,927	16,374,904
Holding company	-	17,560
	1,998,927	16,392,464
<u>Other payables</u>		
Accruals	126,724	58,411
Contract liabilities	1,025,115	-
Holding company (*)	559,383	-
	<u>1,711,222</u>	<u>58,411</u>
Total trade and other payables	<u>3,710,149</u>	<u>16,450,875</u>

Trade payables are non-interest bearing and repayable within the trade credit terms granted by the suppliers of 30 days (2019: 30 days).

The other payables amount due to holding company is unsecured and interest-free.

(*) Any interest chargeable by the Department of Fertiliser, Government of India on the holding company for delay in payment are to be borne by the Company.

Trade and other payables are denominated in the following currencies:

	2020	2019
	US\$	US\$
United States Dollar	3,610,071	16,388,485
Singapore Dollar	100,078	62,390
	<u>3,710,149</u>	<u>16,450,875</u>



MMTC TRANSNATIONAL PTE. LTD.
(Company Registration No.:199407265M)

NOTES TO THE FINANCIAL STATEMENTS
FOR THE FINANCIAL YEAR ENDED 31 MARCH 2020

10. BORROWINGS

	<u>2020</u> US\$	<u>2019</u> US\$
Trust receipts	8,989,909	4,511,786
Short-term loan	<u>6,599,114</u>	<u>1,205,087</u>
	<u>15,589,023</u>	<u>5,716,873</u>

Trust receipts amounting to US\$2,039,859 (2019: US\$1,021,824) at the balance sheet date bear interest rate at interest rate of 3.34% (2019: 5.40%) per annum with maturity of 15 days (2019: 6 to 11 days) from the balance sheet date. The remaining trust receipts amount to US\$6,950,050 (2019: US\$3,489,962) at the balance sheet date bear interest rate at 2.50% (2019: 3.29%) per annum with maturity of 14 to 30 days (2019: 3 to 7 days) from the balance sheet date.

The short term loan at the balance sheet date bears effective interest rate at 3.95% (2019:3.30%) per annum. The short term loan has a maturity of 9 to 71 days (2019: 5 to 6 days) from the balance sheet date.

Borrowings of US\$11,951,798 (2019: US\$5,716,873) are secured over goods and receivables financed by the bank and Deed of Charge over Account on cash and bank balances (Note 7) of the Company of US\$12,631,347 (2019: US\$11,032,956).

Borrowing are denominated in United States Dollar.

11. LEASE LIABILITY

	<u>2020</u> US\$	<u>2019</u> US\$
Lease liability	<u>88,966</u>	<u>-</u>

Lease liability is denominated in Singapore Dollar.

12. SHARE CAPITAL

	<u>2020</u>	<u>2019</u>	<u>2020</u>	<u>2019</u>
	<u>Number of</u>		<u>US\$</u>	<u>US\$</u>
	<u>ordinary shares</u>			
Issued and fully paid ordinary shares				
At 1 April and 31 March	<u>1,461,502</u>	<u>1,461,502</u>	<u>1,000,000</u>	<u>1,000,000</u>

The holders of ordinary shares are entitled to receive dividends as and when declared by the Company. All ordinary shares carry one vote per share without restrictions. The ordinary shares have no par value.

13. REVENUE INCOME

	<u>2020</u> US\$	<u>2019</u> US\$
Sale of commodities		
- third parties	320,731,202	102,364,932
- holding company	<u>12,865,261</u>	<u>51,755,447</u>
	<u>333,596,463</u>	<u>154,120,379</u>

All the sales are recognised at a point in time.



MMTC TRANSNATIONAL PTE. LTD.
(Company Registration No.:199407265M)

NOTES TO THE FINANCIAL STATEMENTS
FOR THE FINANCIAL YEAR ENDED 31 MARCH 2020

14. OTHER INCOME

	<u>2020</u> US\$	<u>2019</u> US\$
Demurrage and despatch	702,320	36,385
Interest income on bank deposits	351,369	290,600
Interest income from holding corporation	-	179,737
Interest income from a related corporation	-	24,306
Interest income from third parties	216,281	-
	567,650	494,643
Sundry income	5,785	18,607
	<u>1,275,755</u>	<u>549,635</u>

15. EMPLOYEE COMPENSATION

	<u>2020</u> US\$	<u>2019</u> US\$
Directors' remuneration(Note 19)	258,037	182,172
Director's benefits (Note 19)	146,573	103,095
Directors' contribution to defined contribution plan including Central Provident Fund and SDL(Note 19)	17,192	13,431
Staff salaries and wages	208,809	126,592
Staff bonus	22,657	3,211
Staff welfare	14,644	7,391
Employer's contribution to defined contribution plan including Central Provident Fund and SDL	29,210	22,741
	<u>697,122</u>	<u>458,633</u>

16. FINANCE COSTS

	<u>2020</u> US\$	<u>2019</u> US\$
Interest expense on:		
- right of uses assets	3,878	-
- short term loan	130,590	226,201
- trust receipts interest	313,645	47,599
	<u>448,113</u>	<u>273,800</u>

17. OTHER EXPENSES

	<u>2020</u> US\$	<u>2019</u> US\$
Local conveyance - others	8,010	7,181
Office expenses	11,585	13,293
Professional fees	12,809	5,603
Sundry despatch and demurrage expense	-	14,486
Travelling expenses	8,413	2,329
Other expenses	39,290	63,855
	<u>80,107</u>	<u>106,747</u>





MMTC TRANSNATIONAL PTE. LTD.
(Company Registration No.:199407265M)

NOTES TO THE FINANCIAL STATEMENTS
FOR THE FINANCIAL YEAR ENDED 31 MARCH 2020

18. INCOME TAX EXPENSE

Major components of income tax expense for the financial year ended 31 March 2020 and 2019 were as follows:

	<u>2020</u> US\$	<u>2019</u> US\$
Current income tax		
- Current year	144,964	-
	<u>144,964</u>	<u>-</u>

Relationship between tax expense and accounting profit

A reconciliation between tax expense and the product of accounting profit multiplied by the applicable corporate tax rate for the financial years ended 31 March 2020 and 2019 were as follows:

	<u>2020</u> US\$	<u>2019</u> US\$
Profit before tax	1,112,065	274,813
Income tax using tax statutory rate of 17% (2019: 17%)	189,051	46,718
Adjustments:		
- Non-deductible expenses	412	571
- statutory tax exemption and tax rebates	(12,682)	
- Utilised unrecognised deferred tax asset	(31,817)	(47,289)
	<u>144,964</u>	<u>-</u>

As at 31 March 2020, the Company has unabsorbed tax losses and unutilised capital allowance of approximately NIL (2019: US\$187,156) available for offsetting against future taxable income chargeable to tax, subject to the compliance with the provisions of the Singapore Income Tax Act and agreement by the Singapore tax authorities.

The deferred tax asset arising from unabsorbed tax losses has not been recognised in the financial statement as the realisation is not certain. The tax losses have no expiry date.

19. SIGNIFICANT RELATED PARTY TRANSACTIONS

(a) In addition to the related party information disclosed elsewhere in the financial statements, the following significant related party transactions between the Company and its related parties took place at terms agreed between the parties during the financial year:

	<u>2020</u> US\$	<u>2019</u> US\$
Sales to <i>holding company</i>	12,865,261	51,755,447
Purchases from holding company	15,982,246	35,196,931
Interest income from holding company	-	179,737
Interest income from related company	-	24,306

(b) Compensation paid to key management personnel

	<u>2020</u> US\$	<u>2019</u> US\$
Wages, salaries and bonus	258,037	182,172
Post-employment benefits – contribution to defined contribution plans	17,192	13,431
Benefits-in-kind	146,573	103,095
	<u>421,802</u>	<u>298,698</u>



MMTC TRANSNATIONAL PTE. LTD.
(Company Registration No.:199407265M)

NOTES TO THE FINANCIAL STATEMENTS
FOR THE FINANCIAL YEAR ENDED 31 MARCH 2020

20. OPERATING LEASE COMMITMENTS

The Company leases business premises from non-related party under non-cancellable operating lease agreements. The leases have varying terms, escalation clauses and renewal rights.

The future aggregate minimum lease payments under non-cancellable operating lease as at the end of the financial year are as follow:

	<u>2020</u>	<u>2019</u>
	US\$	US\$
Not later than one year	-	35,200
Later than 1 year but not later than 5 years	-	4,881
	<u>-</u>	<u>40,081</u>

Minimum lease payments recognised as an expense in profit or loss for the financial year ended 31 March 2019 amounted to US\$92,073.

21. FINANCIAL RISK MANAGEMENT

Financial risk management objectives and policies

The Company's activities expose it to a variety of financial risks from its operation. The key financial risks include credit risk, market risk(including foreign currency risk) and liquidity risk.

The directors review and agree policies and procedures for the management of these risks, which are executed by the management team. It is, and has been throughout the current and previous financial year, the Company's policy that no trading in derivatives for speculative purposes shall be undertaken.

The following sections provide details regarding the Company's exposure to the above-mentioned financial risks and the objectives, policies and processes for the management of these risks.

There has been no change to the Company's exposure to these financial risks or the manner in which it manages and measures the risks.

Credit risk

Credit risk refers to the risk that the counter party will default on its contractual obligations resulting in a loss to the Company. The Company's exposure to credit risk arises primarily from trade and other receivables. For other financial assets (including cash), the Company minimises credit risk by dealing exclusively with high credit rating counter parties.

The Company has adopted a policy of only dealing with creditworthy counter parties. The Company performs ongoing credit evaluation of its counter parties' financial condition and generally do not require a collateral.

The Company considers the probability of default upon initial recognition of asset and whether there has been a significant increase in credit risk on an ongoing basis throughout each reporting period.

The Company has determined the default event on a financial asset to be when internal and/or external information indicates that the financial asset is unlikely to be received, which could include default of contractual payments due for more than 60 days, default of interest due for more than 180 days or there is significant difficulty of the counter party.

To minimise credit risk, the Company has developed and maintained the Company's credit risk gradings to categorise exposures according to their degree of risk of default. The credit rating information is supplied by publicly available financial information and the Company's own trading records to rate its major customers and other debtors. The Company considers available reasonable and supportive forward-looking information which includes the following indicators:

- Internal credit rating
- External credit rating
- Actual or expected significant adverse changes in business, financial or economic conditions that are expected to cause a significant change to the debtor's ability to meets its obligations
- Actual or expected significant changes in the operating results of the debtor
- Significant increases in credit risk on other financial instruments of the same debtor
- Significant changes in the expected performance and behaviour of the debtor, including changes in the payment status of debtors in the group and changes in the operating results of the debtor.

Regardless of the analysis above, a significant increase in credit risk is presumed if a debtor is more than 180 days past due in making contractual payment.

The Company determined that its financial assets are credit-impaired when:





MMTC TRANSNATIONAL PTE. LTD.
(Company Registration No.:199407265M)

NOTES TO THE FINANCIAL STATEMENTS
FOR THE FINANCIAL YEAR ENDED 31 MARCH 2020

- There is significant difficulty of the debtor
- A breach of contract, such as a default or past due event
- It is becoming probable that the debtor will enter bankruptcy or other financial reorganisation
- There is a disappearance of an active market for that financial asset because of financial difficulty

The Company categorises a receivable for potential write-off when a debtor fails to make contractual payments more than 360 days past due. Financial assets are written off when there is evidence indicating that the debtor is in severe financial difficulty and the debtor has no realistic prospect of recovery.

The Company's current credit risk grading framework comprises the following categories:

Category	Definition of category	Basis for recognising expected credit loss (ECL)
I	Counter party has a low risk of default and does not have any past due amounts.	12-month ECL
II	Amount is > 30 days past due or there has been a significant increase in credit risk since initial recognition	Lifetime ECL – not credit-impaired
III	Amount is > 90 days past due or there is evidence indicating the asset is credit-impaired (in default)	Lifetime ECL – credit-impaired
IV	There is evidence indicating that the debtor is in severe financial difficulty and the debtor has no realistic prospect of recovery	Amount is written off

	Note	Category	12-month or lifetime ECL	Gross carrying amount US\$	Loss allowance US\$	Net carrying amount US\$
31 March 2020						
Trade receivables	8	Note 1	Lifetime ECL (simplified)	17,755,589	-	17,755,589
Other receivables	8	I	12-month ECL	774,993	-	774,993
					-	
31 March 2019						
Trade receivables	8	Note 1	Lifetime ECL (simplified)	22,757,986	-	22,757,986
Other receivables	8	I	12-month ECL	218,867	-	218,867
					-	

Trade receivables (Note 1)

For trade receivables, the Company has applied the simplified approach in FRS 109 to measure the loss allowance at lifetime ECL. The Company determines the ECL by using a provision matrix, estimated based on historical credit loss experience based on the past due status of the debtors, adjusted as appropriate to reflect current conditions and estimates of future economic conditions. Accordingly, the credit risk profile of trade receivables is prescribed based on their past due status in terms of the provision matrix.

The Company believes that all receivables are collectible based on historical payment behaviours and credit worthiness of customers.

Excessive risk concentration

Concentrations arise when a number of counter parties are engaged in similar business activities, or activities in the same geographical region, or have economic features that would cause their ability to meet contractual obligations to be similarly affected by changes in economic, political or other conditions. Concentrations indicate the relative sensitivity of the Company's performance to developments affecting a particular industry.

Exposure to credit risk

The Company has no significant concentration of credit risk other than those balances with third party customers. The Company has credit policies and procedures in place to minimise and mitigate its credit risk exposure.





MMTC TRANSNATIONAL PTE. LTD.
(Company Registration No.:199407265M)

NOTES TO THE FINANCIAL STATEMENTS
FOR THE FINANCIAL YEAR ENDED 31 MARCH 2020

Other receivables

The Company assessed the latest performance and financial position of the counter parties, adjusted for future outlook of the industry in which the counter parties operate in and concluded that there have been no significant increase in the credit risk since the initial recognition of the financial assets. Accordingly, the Company measured the impairment loss using 12-month ECL and determined that ECL is insignificant.

Market risk

Market risk is the risk that changes in market prices, such as interest rates and foreign exchange rates will affect the Company's income. The objective of market risk management is to manage and control market risk exposures within acceptable parameters, while optimising the return on risk.

Interest rate risk

Interest rate risk is the risk that the fair value or future cash flows of the Company's financial instruments will fluctuate because of changes in market interest rates. The Company's exposure to interest rate risk arises primarily from fixed deposits and borrowings.

At the reporting date, the interest rate profile of the Company's interest-bearing financial instruments was as follows:

	2020	2019
	US\$	US\$
Variable rate instruments		
Financial assets	12,631,347	10,736,207
Financial liabilities	<u>(15,589,023)</u>	<u>(5,716,873)</u>
	<u>(2,957,676)</u>	<u>5,019,334</u>

The Company does not expect any significant effect on the Company's profit or loss arising from the effects of reasonably possible changes to interest rates on interest bearing financial instruments at the end of the financial year.

At the reporting date, if the interest rates had been 0.5% (2019: 0.5%) higher or lower with all other variables held constant, the Company's profit or loss before tax would have been US\$14,788 lower (2019: US\$25,097 higher), arising mainly as a result of higher or lower interest income or expenses on floating rate cash at bank and floating rate bank borrowings. The assumed movement in basis points for interest rate sensitivity analysis is based on the currently observable market environment.

Foreign currency risk

The Company's foreign exchange risk results mainly from cash flows from transactions denominated in foreign currencies. At present, the Company does not have any formal policy for hedging against currency risk. The Company ensures that the net exposure is kept to an acceptable level by buying or selling foreign currencies at spot rates, where necessary, to address short term imbalances.

The Company has transactional currency exposures arising from sales or purchases that are denominated in a currency other than the functional currency of the Company, primarily Singapore dollar (SGD).

The Company's currency exposures to the SGD, at the reporting date was as follows:

	SGD
	US\$
2020	
Financial assets	
Cash and cash equivalents	21,680
Trade and other receivables	<u>2,738</u>
Other assets	<u>26,969</u>
	51,387
Financial liabilities	
Trade and other payables	100,078
Lease liability	<u>88,966</u>
	<u>(189,044)</u>
Currency exposures	<u>(137,657)</u>





MMTC TRANSNATIONAL PTE. LTD.
(Company Registration No.:199407265M)

NOTES TO THE FINANCIAL STATEMENTS
FOR THE FINANCIAL YEAR ENDED 31 MARCH 2020

2019

Financial assets

Cash and cash equivalents	14,073
Trade and other receivables	6,626
Other assets	19,155
	39,854

Financial liabilities

Trade and other payables	(62,390)
--------------------------	----------

Currency exposures

(22,536)

A 5% strengthening of United States dollar against the foreign currencies denominated balances as at the reporting date would increase profit or loss by the amounts shown below. This analysis assumes that all other variables remain constant.

	Profit or loss (after tax)	
	2020	2019
	US\$	US\$
Singapore dollar	5,713	935

A 5% weakening of United States dollar against the above currencies would have had equal but opposite effect on the above currencies to the amounts shown above, on the basis that all other variables remain constant.

Liquidity risk

Liquidity risk refers to the risk that the Company will encounter difficulties in meeting its short-term obligations due to shortage of funds. The Company's exposure to liquidity risk arises primarily from mismatches of the maturities of financial assets and liabilities. It is managed by matching the payment and receipt cycles. The Company's objective is to maintain continuity of funding. The Company finances its working capital requirements through funds generated from operations. The directors are satisfied that funds are available to finance the operations of the Company.

Analysis of financial instruments by remaining contractual maturities

The table below summarises the maturity profile of the Company's financial assets and liabilities at the reporting date based on contractual undiscounted repayment obligations.

	Carrying amount US\$	Contractual cash flows US\$	One year or less US\$	One to five years US\$
2020				
Financial assets				
Other assets	26,969	26,969	-	26,969
Cash and cash equivalents	14,139,152	14,352,969	14,352,969	-
Trade and other receivables (i)	18,527,844	18,527,844	18,527,844	-
Total undiscounted financial assets	32,693,965	32,907,782	32,880,813	26,969
Financial liabilities				
Trade and other payables(ii)	2,685,034	2,685,034	2,685,034	-
Borrowings	15,589,023	15,602,757	15,602,757	-
Lease liability	88,966	88,966	88,966	-
Total undiscounted financial liabilities	(18,363,023)	(18,376,757)	(18,376,757)	-
Total net undiscounted financial assets	14,330,942	14,531,025	14,504,056	26,969



MMTC TRANSNATIONAL PTE. LTD.
(Company Registration No.:199407265M)

NOTES TO THE FINANCIAL STATEMENTS
FOR THE FINANCIAL YEAR ENDED 31 MARCH 2020

2019

Financial assets

Other assets	19,155	19,155	4,881	14,274
Cash and cash equivalents	11,434,436	11,622,371	11,622,371	-
Trade and other receivables	22,976,853	22,976,853	22,976,853	-
Total undiscounted financial assets	34,430,444	34,618,379	34,604,105	14,274

Financial liabilities

Trade and other payables	16,450,875	16,450,875	16,450,875	-
Borrowings	5,716,023	5,720,084	5,720,084	-
Total undiscounted financial liabilities	(22,166,898)	(22,170,959)	(22,170,959)	-

Total net undiscounted financial assets	12,263,546	12,447,420	12,433,146	14,274
---	------------	------------	------------	--------

- (i) These amounts excluded GST receivables
(ii) These amounts excluded contract liabilities

22. FAIR VALUE OF FINANCIAL INSTRUMENTS

Assets and liabilities measured at fair value

The fair value of a financial instrument is the amount at which the instrument could be exchanged or settled between knowledgeable and willing parties in an arm's length transaction, other than in a forced or liquidation sale.

The following methods and assumptions are used to estimate the fair value of each class of financial instruments for which it is practicable to estimate that value.

Cash and cash equivalents, other receivables, other payables

The carrying amounts of these balances approximate their fair values due to short-term nature of these balances.

Trade receivables and trade payables

The carrying amounts of these receivables and payables approximate their fair values as they are subject to normal trade credit terms.

Borrowings and lease liability

The carrying amounts of borrowings and lease liability approximate their fair values as they are subject to interest rates close to market rate of interests for similar arrangements with financial institutions

23. CAPITAL MANAGEMENT

The primary objective of the Company's capital management is to ensure that it maintains a strong credit rating and net current asset position in order to support its business and maximise shareholder value. The capital structure of the Company comprises issued share capital and retained earnings.

The Company manages its capital structure and makes adjustments to it, in light of changes in economic conditions. To maintain or adjust the capital structure, the Company may adjust the dividend payment to shareholders, return capital to shareholders or issue new shares. The Company is not subject to any externally imposed capital requirements. No changes were made to the objectives, policies or processes during the financial years ended 31 March 2020 and 31 March 2019.





MMTC TRANSNATIONAL PTE. LTD.
(Company Registration No.:199407265M)

NOTES TO THE FINANCIAL STATEMENTS
FOR THE FINANCIAL YEAR ENDED 31 MARCH 2020

24. FINANCIAL INSTRUMENTS BY CATEGORY

At the reporting date, the aggregate carrying amounts of financial assets and financial liabilities at amortised cost were as follows:

	2020	2019
	US\$	US\$
Financial assets measured at amortised cost		
Other assets	26,969	19,155
Cash and cash equivalents	14,139,152	11,434,436
Trade and other receivables(i)	18,527,844	22,976,853
	<u>32,693,965</u>	<u>34,430,444</u>
Financial liabilities measured at amortised cost		
Trade and other payables(ii)	2,685,034	16,450,875
Borrowings	15,589,023	5,716,023
Lease liability	88,966	-
	<u>18,363,023</u>	<u>22,166,898</u>

(i) These amounts excluded GST receivables

(ii) These amounts excluded contract liabilities

25. EVENTS OCCURRING AFTER THE REPORTING PERIOD

Subsequent to the reporting period, the spread of COVID-19 has severely impacted many local economies around the globe. In many countries, businesses are being forced to cease or limit operations for long or indefinite periods of time. Measures taken to contain the spread of the virus including travel bans, quarantines, social distancing and closures of non-essential services have triggered significant disruptions to businesses worldwide, resulting in an economic slowdown. Global stock markets have also experienced great volatility and a significant weakening. Government has responded with monetary and fiscal interventions to stabilise economic conditions.

The Company has determined that these events are non-adjusting subsequent events. Accordingly, the financial position and results of operations as of and for the year ended 31 March 2020 have not been adjusted to reflect their impact. The duration and impact of the COVID-19 pandemic, as well as the effectiveness of government responses, remains unclear at this time. It is not possible to reliably estimate the duration and severity of these consequences, as well as their impact on the financial position and results of the Company for future periods.

26. AUTHORISATION OF FINANCIAL STATEMENTS FOR ISSUE

The financial statements of the Company for the financial year ended 31 March 2020 were authorised for issue in accordance with a resolution of the Board of directors of the Company as at the date of the Directors' Statement.



MMTC LIMITED

Consolidated Financial Statements
For
The Financial Year Ended 31st March, 2020



INDEPENDENT AUDITOR'S REPORT

TO THE MEMBERS OF MMTC LTD.

Report on the Audit of the Consolidated Financial Statements

Opinion

We have audited the accompanying Consolidated financial statements of MMTC Limited (hereinafter referred as "the Holding Company"), and its subsidiary Company (Holding Company & its subsidiary together referred to as "the Group"), and its joint venture entities which comprises the consolidated Balance Sheet as at 31st March, 2020, and the consolidated statement of Profit and Loss (including other comprehensive income), and the consolidated Statement of Cash Flows and consolidated Statement of Changes in Equity for the year then ended, and notes to the consolidated financial statements including a summary of significant accounting policies and other explanatory information (hereinafter referred to as "the Consolidated financial statements")

In our opinion and to the best of our information and according to the explanations given to us, the aforesaid consolidated financial statements give the information required by the Companies Act, 2013 in the manner so required and give a true and fair view in conformity with the accounting principles generally accepted in India, of the consolidated state of affairs of the Group and its joint venture entities as at March 31, 2020, of consolidated loss and its total comprehensive income (Comprising of net loss and total comprehensive loss) consolidated change in equity and its consolidated cash flows for the year then ended.

Basis for Opinion

We conducted our audit in accordance with the Standards on Auditing (SAs) specified under section 143(10) of the Companies Act, 2013. Our responsibilities under those Standards are further described in the Auditor's Responsibilities for the Audit of the consolidated Financial Statements section of our report. We are independent of the Group and its joint venture entities in accordance with the ethical requirements that are relevant to our audit of the consolidated financial statements in India in terms of the Code of Ethics issued by the Institute of Chartered Accountants of India and the relevant provisions of the Companies Act, 2013, and we have fulfilled our other ethical responsibilities in accordance with these requirements. We believe that the audit evidence we have obtained is sufficient and appropriate to provide a basis for our opinion.

Key Audit Matters

Key audit matters are those matters that, in our professional judgment, were of most significance in our audit of the consolidated financial statements of the current period. These matters were addressed in the context of our audit of the consolidated financial statements as a whole, and in forming our opinion thereon, and we do not provide a separate opinion on these matters.

Sr. No.	Key Audit Matter	Auditor's Response
1.	Refer note 36(b) regarding need for replacing the existing old ERP with integrated and latest ERP system. In the absence of the one, the recent changes in laws such as Depreciation Schedule in Companies Act, introduction of GST etc. are not seamlessly captured in the system.	<p>We performed following test in detail to ensure that all the entries passed in different accounting packages / software have been duly mapped in the preparation of financial statements as on Balance Sheet date:</p> <ul style="list-style-type: none"> • Performed cut off procedure • Performed reconciliation of entries passed in different platforms
2.	<p>Refer note no. 34 on the claims not acknowledged as debt incorporating therein claims on account of pending legal cases. There is large number of cases pending before various adjudicating authorities. These legal cases involve significant judgement to determine the possible outcome of those disputes and independent legal assessment to pursue the case.</p> <p>The holding company has 8 regional offices and different divisions to handle the trade activities including accounting of that particular activity. However, in lot of cases the legal cases are pursued at corporate office level while related financial information / transactions are dealt at RO level, thereby difficulties are faced in giving a comprehensive and holistic treatment to the transaction.</p>	<p>We obtained list of all the pending legal cases handled at Corporate office legal division on 31st March 2020 with a note from management on the changes in the status of the cases from that of last year. We considered the effect of information provided by the management and analysed the impact of financial obligation of the Company.</p> <p>It was suggested to management to have legal cases and financial obligation if any at the same location in order to have clarity in reporting in financial statement.</p>





3.	Refer note no.11B include advance to related parties wherein interest income on loan/advance given to Neelachal Ispat Nigam Ltd. has not been recognized as an income during the year.	<p>In view of the significance of the matter, we applied following audit procedures in this area, among others to obtain sufficient appropriate evidence.</p> <p>We discussed the matter with the management to understand the possibility of recovery of interest.</p> <p>Considered the appropriateness of Company's revenue recognition policy and its compliance in terms of INDAS 115 Revenue recognition.</p> <p>Assessed the relevant disclosures made in the financial statements.</p>
4.	<p>Assessment of impairment of investment in subsidiary and joint ventures(Refer note no. 6)</p> <p>The company as at 31st march,2020 has non-current and current investments.</p>	<p>Our audit procedures include but we are not limited to the following:</p> <p>Obtained and understanding of the management process.</p> <p>Discussed extensively with management regarding impairment indicators and evaluated the design and testing operating effectiveness of controls.</p> <p>Assessed the methodology used by the management to estimate the recoverability of investment and ensured that it is consistent with applicable accounting standards.</p>

Emphasis of Matters

1. The financial statements of five joint ventures M/s Neelachal Ispat Nigam Ltd., M/s Free Trade Warehousing Pvt. Ltd., Sical Iron Ore Terminal Ltd, TM Mining Company Ltd and MMTC Geetanjali Limited have not been received by company for 2019-20. Investments in these joint ventures have been fully impaired in the consolidated financial statements.
2. We draw attention to Note No. 36(c) to the consolidated financial Statements in respect of fund based and Non-fundbased exposure of the Company in M/s Neelachal Ispat Nigam Limited (NINL) - a joint venture Company.
3. We draw attention to the Note no. 51 of the statements which describes the impact of covid-19, a global pandemic, on the operations and financial matters of the company.

Our opinion is not modified in respect of these matters.

Management's Responsibility for the Consolidated Financial Statements

The Holding Company's Board of Directors is responsible for the preparation and presentation of these consolidated financial statement in term of the requirement of the Companies Act, 2013 ("the Act") that give a true and fair view of the consolidated financial position, consolidated financial performance and consolidated cash flows of the Group including its joint venture entities in accordance with the accounting principles generally accepted in India, including the accounting Standards specified under section 133 of the Act. The respective Board of Directors of the Company included in the Group and of its joint venture entities are responsible for maintenance of adequate accounting records in accordance with the provisions of the Act for safeguarding of the assets of the Group and for preventing and detecting frauds and other irregularities; selection and application of appropriate accounting policies; making judgments and estimates that are reasonable and prudent; and design, implementation and maintenance of adequate internal financial controls, that were operating effectively for ensuring the accuracy and completeness of the accounting records, relevant to the preparation and presentation of the consolidated financial statement that give a true and fair view and are free from material misstatement, whether due to fraud or error, which have been used for the purpose of preparation of the consolidated financial statements by the directors of the holding company as aforesaid.

In preparing the consolidated financial statements, the respective Board of Directors of the companies included in the Group and of its associates and jointly controlled entities are responsible for assessing ability of the Group and of its joint venture entities to continue as a going concern, disclosing, as applicable, matters related to going concern and using the going concern basis of accounting unless the Board of Directors either intends to liquidate the Group or to cease operations, or has no realistic alternative but to do so.

The respective Board of Directors of the Companies included in the Group and of its joint venture entities are also responsible for overseeing the financial reporting process of the Group and of its associates and joint venture entities

Auditors' Responsibilities for the Audit of the Consolidated Financial Statements

Our objectives are to obtain reasonable assurance about whether the consolidated financial statements as a whole are free from material misstatement, whether due to fraud or error, and to issue an auditor's report that includes our opinion. Reasonable assurance is a high level of assurance, but is not a guarantee that an audit conducted in accordance with SAs will always detect a material misstatement when it exists. Misstatements can arise from fraud or error and are considered





material if, individually or in the aggregate, they could reasonably be expected to influence the economic decisions of users taken on the basis of these consolidated financial statements.

As part of an audit in accordance with SAs, we exercise professional judgment and maintain professional skepticism throughout the audit. We also:

- Identify and assess the risks of material misstatement of the consolidated financial statements, whether due to fraud or error, design and perform audit procedures responsive to those risks, and obtain audit evidence that is sufficient and appropriate to provide a basis for our opinion. The risk of not detecting a material misstatement resulting from fraud is higher than for one resulting from error, as fraud may involve collusion, forgery, intentional omissions, misrepresentations, or the override of internal control.
- Obtain an understanding of internal control relevant to the audit in order to design audit procedures that are appropriate in the circumstances. Under section 143(3)(i) of the Companies Act, 2013, we are also responsible for expressing our opinion on whether the company has adequate internal financial controls system in place and the operating effectiveness of such controls.
- Evaluate the appropriateness of accounting policies used and the reasonableness of accounting estimates and related disclosures made by management.
- Conclude on the appropriateness of management's use of the going concern basis of accounting and, based on the audit evidence obtained, whether a material uncertainty exists related to events or conditions that may cast significant doubt on the ability of the Group and its joint venture entities to continue as a going concern. If we conclude that a material uncertainty exists, we are required to draw attention in our auditor's report to the related disclosures in the consolidated financial statements or, if such disclosures are inadequate, to modify our opinion. Our conclusions are based on the audit evidence obtained up to the date of our auditor's report. However, future events or conditions may cause the Group and its joint venture entities to cease to continue as a going concern.
- Evaluate the overall presentation, structure and content of the consolidated financial statements, including the disclosures, and whether the consolidated financial statements represent the underlying transactions and events in a manner that achieves fair presentation.
- Obtain sufficient appropriate audit evidence regarding the financial information of the entities or business activities within the Group and its joint venture entities to express an opinion on the consolidated financial statements. We are responsible for the direction, supervision and performance of the audit of the financial statements of such entities included in the consolidated financial statements of which we are the independent auditors. For the other entities included in the consolidated financial statements, which have been audited by other auditors, such other auditors remain responsible for the direction, supervision and performance of the audits carried out by them. We remain solely responsible for our audit opinion.

We communicate with those charged with governance of the Holding Company and such other entity included in the Consolidated Financial Statements of which we are not the statutory auditors regarding, among other matters, the planned scope and timing of the audit and significant audit findings, including any significant deficiencies in internal control that we identify during our audit.

We also provide those charged with governance with a statement that we have complied with relevant ethical requirements regarding independence, and to communicate with them all relationships and other matters that may reasonably be thought to bear on our independence, and where applicable, related safeguards.

From the matters communicated with those charged with governance, we determine those matters that were of most significance in the audit of the consolidated financial statements of the current period and are therefore the key audit matters. We describe these matters in our auditor's report unless law or regulation precludes public disclosure about the matter or when, in extremely rare circumstances, we determine that a matter should not be communicated in our report because the adverse consequences of doing so would reasonably be expected to outweigh the public interest benefits of such communication.

Other Matters

1. We did not audit the financial statements / financial information of one wholly owned subsidiary incorporated in Singapore – MMTC Transnational Pte Ltd whose financial statement reflect total assets of Rs. 247.74 Cr. net assets of Rs. 100.32 Cr. as at 31st March, 2020, total revenues of Rs. 2375.05Cr and net cash inflows of Rs. 61.11 Cr. and total net profit of Rs.6.64Cr for the year ended on that date, as considered in the consolidated financial statements.
2. The consolidated financial statements also include the Group's share of net profit (including other comprehensive income) of Rs 26.16 Cr. for the year ended 31 March, 2020 as considered in the consolidated financial statements in respect of joint venture M/s MMTC Pamp India Pvt. Ltd. whose financial statements/financial information have not been audited by us.
3. The consolidated financial statements also include the Group's share of loss of Rs. 79.42Cr. for the year ended 31st March, 2020 as considered in consolidated financial statements in respect of joint venture M/s Neelachal Ispat Nigam Ltd. based on the unaudited financial results of the joint venture for the 9 month period ended 31st Dec, 2019 duly limited reviewed by their statutory auditors and such financial statements / results are not audited by us.
4. The consolidated financial statements do not include Group's share of loss in four joint ventures company, M/s Free Trade Warehousing Pvt. Limited and Sical Iron Ore Terminal Limited, TM Mining Company Limited and MMTC Geetanjali Limited as the Group's share of its accumulated losses has exceeded the carrying value of the investment in respective aforesaid joint ventures of the Holding Company. The financial statements / financial information of these joint venture companies have neither been audited by us nor any financial statements (audited/unaudited) have been furnished to us by the Holding Company's Management and our opinion on the Consolidated financial statements, in so far as it relates to the amounts and disclosures included in respect of the subsidiary and six joint ventures, and our





report in terms of the sub section (3) and (11) of Section 143 of the Act, in so far as it relates to the aforesaid subsidiary and joint ventures is based solely on the report of the other auditors. The financial statements of subsidiary in Singapore have been adjusted by the Holding Company's Management in accordance with the accounting principles generally accepted in India including Indian Accounting Standards.

Our opinion on the consolidated financial statements, and our report on Other Legal and Regulatory Requirements below, is not modified in respect of the above matters with respect to our reliance on the work done and the reports of the other auditors and the financial statements/financial information certified by the Management.

Report on Other Legal and Regulatory Requirements

1. As required by Section 143 (3) of the Act, we report that:
 - a) We have sought and obtained all the information and explanations, which to the best of our knowledge and belief were necessary for the purposes of our audit of the aforesaid consolidated financial statements.
 - b) In our opinion, proper books of account as required by law relating to preparation of the aforesaid consolidated financial statements have been kept so far as appears from our examination of those books and report of other auditors.
 - c) The Consolidated Balance Sheet, the Consolidated Statement of Profit and Loss, the Consolidated Cash Flow Statement and Consolidated Statement of Changes in Equity dealt with by this report are in agreement with the relevant books of account maintained for the purpose of preparation of the consolidated financial statements.
 - d) In our opinion, the aforesaid consolidated financial statements comply with the Accounting Standards specified under Section 133 of the Act, read with Rule 7 of the Companies (Accounts) Rules, 2014 relevant rules issued thereunder.
 - e) Being a Government Company pursuant to the Notification No. GSR 463(E) dated 5 June 2015 issued by the Ministry of Corporate Affairs, Government of India, provisions of sub-section (2) of Section 164 of the Act, are not applicable to the Holding Company.
 - f) With respect to the adequacy of internal financial controls over financial reporting of the Group and the operating effectiveness of such controls, refer to our separate report in "Annexure-1"
 - g) With respect to the other matters to be included in the Auditor's Report in accordance with Rule 11 of the Companies (Audit and Auditors) Rules, 2014, in our opinion and to the best of our information and according to the explanations given to us :
 - i. There are pending litigations including matters relating to sales tax, custom duty and excise duty which are disclosed as contingent liability - refer to Note No. 34 to the consolidated financial statements, the impact of the same is unascertainable as the matters are *sub-judice*.
 - ii. Provision, has been made in the consolidated financial statement as required under the applicable law or accounting standards, for material foreseeable losses, if any, on long term contracts including derivative contracts.
 - iii. There has been no delay in transferring amounts required to be transferred to the Investors Education and Protection Fund by the Holding Company, its subsidiary and joint venture companies incorporated in India.

For M.L. Puri & Co.
Chartered Accountants
FRN: 002312N

Place: New Delhi
Date: 31.07.2020
UDIN: 20095584AAAA1Z2373

CA. R.C. Gupta
Partner
M No.: 095584





Annexure-1 To the Independent Auditor's Report of even date on the Consolidated Financial Statements of MMTC Ltd.

Report on the Internal Financial Controls under Section 143(3) (i) of the Companies Act, 2013 ("the Act")

We have audited the internal financial controls over financial reporting of **MMTC Ltd.** ("the Company") as of March 31, 2020, in conjunction with our audit of the consolidated financial statements of the Company for the year ended on that date

Management's Responsibility for Internal Financial Controls:

The respective Board of Directors of the of the Holding company, its subsidiary company, its associate companies and joint ventures, which are companies incorporated in India, are responsible for establishing and maintaining internal financial controls based on "the internal control over financial reporting criteria established by the Company considering the essential components of internal control stated in the Guidance Note on Audit of Internal Financial Controls Over Financial Reporting issued by the Institute of Chartered Accountants of India (ICAI)". These responsibilities include the design, implementation and maintenance of adequate internal financial controls that were operating effectively for ensuring the orderly and efficient conduct of its business, including adherence to the respective company's policies, the safeguarding of its assets, the prevention and detection of frauds and errors, the accuracy and completeness of the accounting records, and the timely preparation of reliable financial information, as required under the Companies Act, 2013

Auditor's Responsibility:

Our responsibility is to express an opinion on the Company's internal financial controls over financial reporting based on our audit. We conducted our audit in accordance with the Guidance Note on Audit of Internal financial controls over financial reporting and the Standards on Auditing, issued by the ICAI deemed to be prescribed under section 143(10) of the Companies Act, 2013, to the extent applicable to an audit of internal financial controls, both applicable to an audit of Internal Financial Controls and, both issued by the ICAI. Those standards and the Guidance Note that we comply with ethical requirements and plan and perform the audit to obtain reasonable assurance about whether adequate internal financial controls over financial reporting was established and maintained and if such controls operated effectively in all material respects.

Our audit involves performing procedures to obtain audit evidence about the adequacy of the internal financial controls system over financial reporting and their operating effectiveness. Our audit of internal financial controls over financial reporting included obtaining an understanding of internal financial controls over financial reporting, assessing the risk that a material weakness exist, and testing and evaluating the design and operating effectiveness of the internal control based on the assessed risk . The procedures selected depend on the auditor's judgment, including the assessment of risks of material misstatements of the financial statements, whether due to fraud or error.

We believe that the audit evidence we have obtained and the audit evidence obtained by the other auditors in terms of their reports referred to in the Other Matters paragraph below, is sufficient and appropriate to provide a basis for our audit opinion on the Company's internal financial controls system over financial reporting.

Meaning of Internal Financial Controls over Financial Reporting:

A company's internal financial control over financial reporting is a process designed to provide reasonable assurance regarding the reliability of financial reporting and the preparation of financial statements for external purposes in accordance with generally accepted accounting principles. A company's internal financial control over financial reporting includes those policies and procedures that

- (1) Pertain to the maintenance of records that, in reasonable detail, accurately and fairly reflect the transactions and dispositions of the assets of the company;
- (2) Provide reasonable assurance that transactions are recorded as necessary to permit preparation of financial statements in accordance with generally accepted principles, and that receipts and expenditures of the company are being made only in accordance with authorizations of management and directors of the company; and
- (3) Provide reasonable assurance regarding prevention or timely detection of unauthorized acquisition, use, or disposition of the company's assets that could have a material effect on the financial statements.





Inherent Limitations of Internal Financial Controls over Financial Reporting:

Because of the inherent limitations of internal financial controls over financial reporting, including the possibility of collusion or improper management override of controls, material misstatements due to error or fraud may occur and not be detected. Also, projections of any evaluation of the internal financial controls over financial reporting to future periods are subject to the risk that the internal financial control over financial reporting may become inadequate because of changes in conditions, or that the degree of compliance with the policies or procedures may deteriorate.

Other Matters

1. Our aforesaid reports under Section 143(3)(i) of the Act on the adequacy and operating effectiveness of the internal financial controls over financial reporting in so far as it relates to four joint ventures, which are companies incorporated in India, is based on the corresponding reports of the auditors of such companies incorporated in India.
2. We are not able to comment upon on the adequacy and operating effectiveness of the internal financial controls over financial reporting in so far as it relates to two joint ventures, which are companies incorporated in India and corresponding reports of the auditors of such companies incorporated in India has not been received.

Our report is not modified on the above matters.

Opinion:

In our opinion, the Holding Company and its joint ventures, which are companies incorporated in India, have, in all material respects, an adequate internal financial controls system over financial reporting and such internal financial controls over financial reporting were operating effectively as at March 31, 2020, based on "the internal control over financial reporting criteria established by the Company considering the essential components of internal control stated in the Guidance Note on Audit of Internal Financial Controls Over Financial Reporting issued by the Institute of Chartered Accountants of India".

**For M.L. Puri & Co.
Chartered Accountants
FRN: 002312N**

**Place: New Delhi
Date:31.07.2020**

**CA. R.C. Gupta
Partner
M No.:095584**





**MANAGEMENT'S REPLY TO AUDITOR'S OBSERVATIONS IN THE AUDIT REPORT ON
CONSOLIDATED FINANCIAL STATEMENTS FOR 2019-20**

Para no.	AUDITOR'S OBSERVATION	MANAGEMENT'S REPLY
	Key Audit Matters	
1.	<p>Refer note 36(b) regarding need for replacing the existing old ERP with integrated and latest ERP system. In the absence of the one, the recent changes in laws such as Depreciation Schedule in Companies Act, introduction of GST etc. are not seamlessly captured in the system.</p> <p>Auditor's Response</p> <p>We performed following test in detail to ensure that all the entries passed in different accounting packages/ software have been duly mapped in the preparation of financial statements as on Balance Sheet date:</p> <ul style="list-style-type: none"> • Performed cut off procedure • Performed reconciliation of entries passed in different platforms 	Refer to the reply in respect of observation on Standalone Financial Statements.
2.	<p>Refer note no. 34 on the claims not acknowledged as debt incorporating therein claims on account of pending legal cases. There are large number of cases pending before various adjudicating authorities. These legal cases involve significant judgement to determine the possible outcome of those disputes and independent legal assessment to pursue the case.</p> <p>The company has 8 regional offices and different divisions to handle the trade activities including accounting of that particular activity. However, in lot of cases the legal cases are pursued at corporate office level while related financial information / transactions are dealt at RO level, thereby difficulties are faced in giving a comprehensive and holistic treatment to the transaction.</p> <p>Auditor's Response</p> <p>We obtained list of all the pending legal cases handled at Corporate office legal division on 31st March 2020 with a note from management on the changes in the status of the cases from that of last year. We considered the effect of information provided by the management and analysed the impact of financial obligation of the Company.</p> <p>It was suggested to management to have legal cases and financial obligation if any at the same location in order to have clarity in reporting in financial statement.</p>	Refer to the reply in respect of observation on Standalone Financial Statements.





Emphasis of Matters		
1.	We draw attention to Note No. 36 (C) to the Standalone Financial Statements in respect of fund based and non-fund based exposure of the Company in M/s Neelachal Ispat Nigam Limited (NINL)-a joint venture Company.	Refer to the reply in respect of observation on Standalone Financial Statements.

Annexure-1 To the Independent Auditors' report														
1.	<p>(iii) Title Deeds of immovable property are held in the name of the company except in the case mentioned below:</p> <table border="1"> <thead> <tr> <th>Region/ Office</th> <th>Asset Description</th> <th>Gross Value (in Rs.)</th> <th>Area</th> </tr> </thead> <tbody> <tr> <td>Corporate Office</td> <td>Leasehold Land (Scope)</td> <td>1.04 crore</td> <td>–</td> </tr> <tr> <td></td> <td>Office Building (Scope)</td> <td>5.74 crore</td> <td></td> </tr> </tbody> </table> <p>Remark: Lease deed is in the name of SCOPE which is yet to be executed in favour of the company</p>	Region/ Office	Asset Description	Gross Value (in Rs.)	Area	Corporate Office	Leasehold Land (Scope)	1.04 crore	–		Office Building (Scope)	5.74 crore		Refer to the reply in respect of observation on Standalone Financial Statements.
Region/ Office	Asset Description	Gross Value (in Rs.)	Area											
Corporate Office	Leasehold Land (Scope)	1.04 crore	–											
	Office Building (Scope)	5.74 crore												
2.	<p>Loans given to parties covered under section 189-refer note no. 36(c)</p> <p>The company has granted unsecured loan to one of its joint venture company, M/s Neelachal Ispat Nigam Limited.</p> <p>(ii) According to the information and explanation given to us, payment terms of loan and interest were revised by the Board by granting extension and enhancing credit facility for which a fresh agreement is yet to be entered.</p>	Refer to the reply in respect of observation on Standalone Financial Statements.												





MMTC Limited			
Consolidated Balance Sheet as at March 31, 2020			
(₹ in Crores)			
Particulars	Note No	As at March 31, 2020	As at March 31, 2019
ASSETS			
Non-current assets			
Property, Plant and Equipment	3	38.95	42.86
Right of use assets	3	5.14	1.49
Capital work-in-progress	3	-	0.28
Investment Property	4	4.05	3.99
Other intangible assets	5	0.56	0.80
Investments accounted for using the equity method	6A	105.79	128.19
Financial Assets			
Investments	6B	1.16	18.38
Trade Receivables	7A	-	-
Loans	8	6.65	7.82
Others	9	46.13	42.08
Deferred tax Assets (net)	10	230.84	230.84
Other non-current Assets	11A	25.00	24.50
Current Assets			
Inventories	12	217.71	279.91
Financial Assets			
Investments	6C	-	-
Trade Receivables	7B	2,046.99	427.49
Cash & Cash Equivalents	13	74.65	32.56
Bank Balances other than above	14	152.20	101.78
Loans	8	1.72	2.25
Others	9	14.31	8.32
Current Tax Assets (net)	15	11.44	22.22
Other Current Assets	11B	3,446.16	3,004.06
Assets held for Disposal	6D	7.86	-
Total Assets		6,437.31	4,379.82
EQUITY AND LIABILITIES			
Equity			
Equity Share Capital	16A	150.00	150.00
Other Equity	16B	760.53	1,118.73
Non Controlling Interest		-	-
Liabilities			
Non-current liabilities			
Financial Liabilities			
Borrowings	17A	166.70	-
Other Financial Liabilities	19A	6.49	-
Provisions	20A	44.84	188.55
Current liabilities			
Financial Liabilities			
Borrowings	17B	3,682.84	961.49
Trade payables	18		
Total outstanding dues of micro and small enterprise		0.08	6.79
Total outstanding dues of creditors other than micro and small enterprise		665.52	1,132.25
Other Financial Liabilities	19B	200.19	180.62
Other current liabilities	21	706.26	560.71
Provisions	20B	52.77	50.28
Current Tax Liabilities (net)	22	1.09	30.40
Total Equity and Liabilities		6,437.31	4,379.82

As per our report of even date attached

For and on behalf of Board of Directors

For M. L. Puri & Co.
Chartered Accountants
F.R. No.: 00002312N

(CA. R C Gupta)
Partner
M. No. 095584

(G. Anandanarayanan)
Company Secretary
ACS-13691

(B.N. Dash)
Chief General Manager(F&A)

(Kapil Kumar Gupta)
Director (F) & CFO
DIN:08751137

Date: 31.07.2020
Place: New Delhi

(Ashwani Sondhi)
Director
DIN: 02653076

(Sanjay Chadha)
Chairman and Managing Director
DIN:00752363



MMTC Limited

Consolidated Statement of Profit and Loss for the year ended March 31, 2020

(₹ in Crore)

Particulars	Note No.	Year Ended March 31, 2020	Year Ended March 31, 2019
Income			
Revenue From Operations	23	26,304.71	29,439.69
Other Income	24	36.25	20.89
Total Income (I)		26,340.96	29,460.58
Expenses			
Cost of material consumed	25	177.46	124.25
Purchase of Stock in Trade	26	25,060.51	26,482.05
Changes in inventories of finished goods, stock in trade and work in progress	27	44.09	1,452.79
Employees' Benefit Expenses	28	199.32	224.56
Finance Cost	29	142.19	66.70
Depreciation, Impairment & Amortization Expenses	30	6.50	5.69
Other Expenses	31	886.14	973.86
Total expenses (II)		26,516.21	29,329.90
Profit before exceptional items and tax (I-II)		(175.25)	130.68
Exceptional Items - expense/(income)	32	44.32	9.76
Profit before tax and share of equity accounted investees		(219.57)	120.92
Share of profit of joint ventures accounted for using the equity method (net of income tax)		(53.24)	24.96
Profit before tax		(272.81)	145.88
Tax expense	33		
i) Current Tax		1.03	33.00
ii) Adjustment relating to prior periods		(0.12)	(0.61)
iii) Deferred tax		-	4.77
Total Tax Expense		0.91	37.16
Profit for the year (A)		(273.72)	108.72
Profit for the Year Attributable to :			
Owners of the parent		(273.72)	108.72
Non-controlling interest		-	-
Profit for the year		(273.72)	108.72
Other Comprehensive Income			
Items that will not be reclassified to profit or loss:			
-Remeasurements of the defined benefit plans		(11.26)	(7.79)
-Equity Instruments through other comprehensive income		(9.38)	(0.57)
-Income Tax effect		-	2.90
-Share of Other Comprehensive Income in Joint Ventures (net of tax)		(0.06)	(0.17)
Items that will be reclassified to profit or loss:			
-Exchange differences in translating the financial statements of foreign operation		8.28	5.19
Other Comprehensive Income net of tax (B)		(12.42)	(0.44)
Total Comprehensive Income for the year (A+B)		(286.14)	108.28
Total Comprehensive Income Attributable to :			
Owners of the parent		(286.14)	108.28
Non-controlling interest		-	-
Total Comprehensive Income for the year		(286.14)	108.28
Earnings per equity share :			
Basic & Diluted	46	(1.82)	0.72

As per our report of even date attached

For and on behalf of Board of Directors

For M. L. Puri & Co.
Chartered Accountants
F.R. No.: 00002312N

(CA. R C Gupta)
Partner
M. No. 095584

(G. Anandanarayanan)
Company Secretary
ACS-13691

(B.N. Dash)
Chief General Manager(F&A)

(Kapil Kumar Gupta)
Director (F) & CFO
DIN:08751137

Date: 31.07.2020
Place: New Delhi

(Ashwani Sondhi)
Director
DIN: 02653076

(Sanjay Chadha)
Chairman and Managing Director
DIN:00752363



MMTC Limited				
Cash Flow Statement For The Year Ended March 31, 2020				
(₹ In Crore)				
Particulars	For the year ended March 31, 2020		For the year ended March 31, 2019	
A. CASH FLOW FROM OPERATING ACTIVITIES				
Net Profit before tax		(272.81)		145.88
Adjustment for:-				
Loss on valuation of inventories	7.49		0.80	
Depreciation & amortisation expense	6.50		5.69	
Net Foreign Exchange (gain)/loss	(5.80)		9.41	
(Profit) /Loss on sale of Tangible Assets	(0.06)		0.02	
Provision for diminution in value of non current investment	33.80		-	
Interest income	(14.61)		(5.63)	
Dividend income	(12.41)		(5.40)	
Finance Costs	141.87		66.70	
Interest Expense on Lease	0.32		-	
Debts/claims written off	0.34		1.13	
CSR expenditure	1.43		1.35	
Allowance for Bad & Doubtful Debts / claims/ advances	0.49		15.96	
Provision no longer Required	(3.83)		(3.54)	
Liabilities Written Back	4.91		2.23	
Provision for DWA risk	0.04		0.03	
Share of (profit)/ loss of joint ventures accounted for using the equity method (net of income tax)	53.24		(24.96)	
		213.72		63.79
Operating Profit before Working Capital Changes		(59.09)		209.67
Adjustment for:-				
Inventories	54.71		1,430.37	
Trade Receivables	(1,617.30)		(89.66)	
Loans & Other Financial Assets	(8.34)		19.35	
Other current & non current assets	(484.74)		(580.34)	
Trade payables	(471.71)		66.61	
Other Financial Liabilities	26.06		(63.44)	
Other current & non current liabilities	145.55		(1,244.51)	
Provisions	(154.01)	(2,509.78)	(88.48)	(550.10)
		(2,568.87)		(340.43)
Taxes Paid		(19.44)		(26.15)
Net cash flows from operating activities		(2,588.31)		(366.58)
B. CASH FLOW FROM INVESTING ACTIVITIES				
Purchase of fixed assets	(6.41)		(2.63)	
Sale of fixed Assets	0.69		0.30	
Sale/(Purchase) of Investments	(79.42)		-	
Interest received	14.61		5.63	
Dividend Received	12.41	(58.12)	5.40	8.70
Net cash flows from investing activities		(58.12)		8.70
C. CASH FLOW FROM FINANCING ACTIVITIES				
Borrowings	2,888.05		442.23	
Finance Costs	(141.87)		(66.70)	
Lease (Interest)	(3.41)		-	
Dividend (inclusive of dividend distribution tax) paid	(54.25)	2,688.52	(36.17)	339.36
Net Cash From Financing Activities		2,688.52		339.36
D. Net changes in Cash & Cash equivalents		42.09		(18.52)
E. Opening Cash & Cash Equivalents (Note No 13)		32.56		51.08
F. Closing Cash & Cash Equivalents (Note No 13)		74.65		32.56



Note:

1. The above cash flow statement has been prepared under the "indirect method" as set out in Ind AS 7 on Statement of Cash Flows.
- 2 Cash and Cash Equivalents consist of :-

(₹ in crore)

Particulars	As at March 31, 2020	As at March 31, 2019
Balances with Banks		
(a) in Current Account	59.79	7.59
(b) In term deposit with original maturity upto 3 months	-	0.73
(c) Debit balance in Cash Credit Account	14.82	24.14
Cheques/Drafts/Stamps on hand	-	-
Cash on hand	0.04	0.10
Total	74.65	32.56

As per our report of even date attached

For and on behalf of Board of Directors

For M. L. Puri & Co.
Chartered Accountants
F.R. No.: 00002312N

(CA. R C Gupta)
Partner
M. No. 095584

(G. Anandanarayanan)
Company Secretary
ACS-13691

(B.N. Dash)
Chief General Manager(F&A)

(Kapil Kumar Gupta)
Director (F) & CFO
DIN:08751137

Date: 31.07.2020
Place: New Delhi

(Ashwani Sondhi)
Director
DIN: 02653076

(Sanjay Chadha)
Chairman and Managing Director
DIN:00752363



1. Equity Share Capital

Particulars	No of Shares	Amount	Particulars	No of Shares	Amount
Balance as at 1.4.2019	1,500,000,000	150	Balance as at 1.4.2018	1,000,000,000	100
Changes in Equity Share Capital during the year	-	-	Changes in Equity Share Capital during the year	500,000,000	50
Balance as at 31.3.2020	1,500,000,000	150	Balance as at 31.3.2019	1,500,000,000	150

(₹ in crore)

(₹ in crore)

	Equity Components of compound financial instruments	Reserves and Surplus			Items of Other Comprehensive Income				Attributable to the owners of the parent	Total	
		Equity of compound financial instruments	Bond Redemption Reserve	Research & Development Reserve	General Reserve	Retained Earnings	Equity instruments through OCI	Exchange differences on translating the financial statements of a foreign operation			Other items of OCI
Balance as at 1.4.2019	1.13	8.30	0.35	588.54	514.72	(0.62)	8.85	(2.54)	1,118.73	1,118.73	
Changes in accounting policy or prior period errors	-	-	-	-	-	-	-	-	-	-	
Total comprehensive income for the year	-	-	-	-	(273.72)	(9.38)	8.28	(11.32)	(286.14)	(286.14)	
Dividend and DDT	-	-	-	-	(54.25)	-	-	-	(54.25)	(54.25)	
Unamortized premium on forward contract	-	-	-	-	-	-	-	-	-	-	
Items recognized directly in retain earnings	-	-	-	-	(2.89)	-	(0.20)	-	(3.09)	(3.09)	
Re-measurements of defined benefit plans	-	-	-	-	-	-	-	-	-	-	
Any other changes	-	-	(0.35)	10.35	(24.72)	-	-	-	(14.72)	(14.72)	
Balance as at 31.3.2020	1.13	8.30	-	598.89	159.14	(10.00)	16.93	(13.86)	760.53	760.53	

(₹ in crore)

	Equity Components of compound financial instruments	Reserves and Surplus			Items of Other Comprehensive Income			Attributable to the owners of the parent	Total		
		Equity of compound financial instruments	Bond Redemption Reserve	Research & Development Reserve	General Reserve	Retained Earnings	Equity instruments through OCI			Exchange differences on translating the financial statements of a foreign operation	Other items of OCI
Balance as at 1.4.2018	1.13	8.30	0.35	628.54	459.68	(0.05)	3.66	1.09	1,102.70	1,102.70	
Changes in accounting policy or prior period errors	-	-	-	-	-	-	-	-	-	-	
Total comprehensive income for the year	-	-	-	-	108.72	(0.57)	5.19	(5.06)	108.28	108.28	
Dividend and DDT	-	-	-	-	(36.17)	-	-	-	(36.17)	(36.17)	
Unamortized premium on forward contract	-	-	-	-	-	-	-	-	-	-	
Items recognized directly in retain earnings	-	-	-	-	-	-	-	-	-	-	
Re-measurements of defined benefit plans	-	-	-	(40.00)	(16.08)	-	-	1.43	(56.08)	(56.08)	
Any other changes	-	-	-	-	-	-	-	-	-	-	
Balance as at 31.3.2019	1.13	8.30	0.35	588.54	514.72	(0.62)	8.85	(2.54)	1,118.73	1,118.73	

(₹ in crore)

**Dividend not recognised at the end of reporting period****(₹ in crores)**

	As at March 31, 2020	As at March 31, 2019
Dividend proposed	-	45.00
The dividend distribution tax on proposed dividend	-	9.25

As per our report of even date attached

For and on behalf of Board of Directors**For M. L. Puri & Co.**
Chartered Accountants
F.R. No.: 00002312N**(CA. R C Gupta)**
Partner
M. No. 095584**(G. Anandanarayanan)**
Company Secretary
ACS-13691**(B.N. Dash)**
Chief General Manager(F&A)**(Kapil Kumar Gupta)**
Director (F) & CFO
DIN:08751137Date: 31.07.2020
Place: New Delhi**(Ashwani Sondhi)**
Director
DIN: 02653076**(Sanjay Chadha)**
Chairman and Managing Director
DIN:00752363



MMTC LIMITED

Notes to the Financial Statements for the year ended March 31, 2020

1. General Information

Established in 1963 and domiciled in India, the Company is a Mini-Ratna public sector undertaking under the administrative control of Ministry of Commerce & Industry, Government of India. The registered office of the Company is situated at Core-1, Scope Complex, 7, Institutional Area, Lodi Road, New Delhi-110003, India. The company has 9 Regional Offices at various places in India and a wholly owned subsidiary MMTC Transnational Pte Ltd, at Singapore.

The principal activities of the Company are export of Minerals and import of Precious Metals, Non-ferrous metals, Fertilizers, Agro Products, coal and hydrocarbon etc. The company's trade activities span across various countries in Asia, Europe, Africa, Middle East, Latin America and North America.

2. Significant Accounting Policies

2.1 a) Statement of Compliance and basis of preparation of Financial Statements

The financial statements have been prepared in accordance with Indian Accounting Standards (Ind-AS) as notified under the Companies (Indian Accounting Standards) Rules, 2015 and subsequent amendments thereto. Accounting policies have been applied consistently to all periods presented in these financial statements. The Financial Statements are prepared under historical cost convention on going concern basis from the books of accounts maintained under accrual basis except for certain financial instruments which are measured at fair value and in accordance with the Indian Accounting Standards prescribed under the Companies Act, 2013

b) Basis of Consolidation

MMTC Limited together with its subsidiaries, associates & joint ventures is hereinafter referred to as 'the Group'. The Company consolidates entities which it owns or controls as per the provisions of Ind AS-110. The consolidated financial statements comprise the financial statements of the Company and its subsidiaries, associates & joint ventures. The financial statements of the Group companies are consolidated on a line-by-line basis and intra-group balances and transactions, including unrealized gain / loss from such transactions, are eliminated upon consolidation. These financial statements are prepared by applying uniform accounting policies in use at the Group. Non-controlling interests which represent part of the net profit or loss and net assets of subsidiaries that are not, directly or indirectly, owned or controlled by the group, are excluded.

Associates are entities over which the Group has significant influence but not control. Joint Ventures are entities in which the group has joint control and has rights to the net assets of the entity. Investments in associates and joint ventures are accounted for using the equity method of accounting as per the provisions of Ind AS-28. The investment is initially recognized at cost, and the carrying amount is increased or decreased to recognize the investor's share of the profit or loss of the investee after the acquisition date.

2.2 Functional & presentation currency

These financial statements are presented in Indian rupees, the national currency of India, which is the functional currency of the Company. All amounts included in the financial statements are reported in crores of Indian rupees (upto two decimal) except number of equity shares and per share data and when otherwise indicated.

2.3 Use of estimates and judgment

The preparation of financial statements requires judgements, estimates and assumptions to be made that affect the reported amount of assets and liabilities, disclosure of contingent liabilities on the date of financial statements and the reported amount of revenues and expenses during the reporting period. Difference between the actual results and estimates are recognised in the period in which the results are known/materialised

2.4 Revenue Recognition

i) Trading Income

Revenue from sale of goods is measured at fair value of the consideration received or receivable, net of returns and allowances, trade discount and volume rebates. Revenue is recognized when the company satisfies a performance obligation by transferring the promised goods or services to a customer and the customer obtains control of the same and it is probable that the company will collect the consideration to which it is entitled in exchange for the goods or services that is transferred to the customer.





Purchases and Sales

- a. In case of certain commodities import of which is canalized through the company, imported on 'Government Account' against authorization letter issued by the Government of India, Purchase/ Sale is booked in the name of the Company
- b. Products are also traded through the commodity exchanges. Purchase/ Sale is booked in respect of trade done through different commodity exchanges and is backed by physical delivery of goods.
- c. Gold/Silver kept under deposit: As per the arrangements with the Suppliers of Gold/Silver, the metal is kept by the supplier with the company on unfixed price basis for subsequent withdrawal on loan or outright purchase basis.
 - (i) Purchases include gold/silver withdrawn from consignment deposit of the supplier on outright purchase basis for sale to exporters, as per the scheme of Foreign Trade Policy being operated by the Company as a nominated agency.
 - (ii) Purchase of Gold/Silver during the year for domestic sale is accounted for on withdrawal from the Gold/Silver consignment deposit of the supplier and fixation of price with the suppliers. The stock held by the company at year end as Gold/ Silver under Deposit is accounted for under current assets as 'stock towards unbilled purchases' and under current liability as 'amount payable towards unbilled purchases' at the bullion price prevailing as at the close of the year. However, customs duty paid in respect of balance in deposits is accounted for as prepaid expenses.
 - (iii) Gold/silver withdrawn on loan basis from the Gold/Silver under deposit, are booked as loan given to customers and grouped under financial assets. The corresponding liability towards the stocks received from foreign suppliers is grouped under Trade Payable. Loan/Trade Payable are adjusted when purchases and sales are booked.
- d. In respect of Gold/Silver sourced domestically where price fixation is deferred, purchase is initially accounted for on the basis of invoice received from the supplier. The difference, if any, arising on price fixation is accounted for through debit / credit note.
- e. In the case of gold/ silver supplied to exporters on replenishment basis, the purchase in respect of gold/silver booked by exporter by paying margin money, is booked after "fixing" the price with the foreign suppliers. However, sale is booked when quantity is actually delivered to exporters after completion of export.
- f. **High Sea Sales**

Sale during the course of import by transfer of documents of title i.e. high seas sale is booked upon transfer of documents of title to the goods, upon which buyer obtains control over the goods and the company becomes entitle to receive sales consideration, in favour of buyer before the goods cross the custom frontiers of India.
- ii) **Other Operating Revenue**

The income relating to the core activities of the company which are not included in revenue from sales / services for e.g. dispatch earned, subsidy, claims against losses on trade transactions, interest on credit sales and trade related advances (other than on overdue) etc., which are derived based on the terms of related trade agreements with business associates or schemes on related trade, are accounted for under 'Other Operating Revenue'.
- iii) **Claims**

Claims are recognized in the Statement of Profit & Loss (Net of any payable) on accrual basis including receivables from Govt. towards subsidy, cash incentives, reimbursement of losses etc, when its ultimate realisation is probable. Claims recognized but subsequently becoming doubtful are provided for through Statement of Profit and Loss. Insurance claims are accounted upon being accepted by the insurance company. Claims towards shortages/ damages including liquidated damages/ deficiencies in quality/quantity etc are accounted for in accordance with the provisions of relevant contracts. In case there is no such provisions in the existing contract, the claim is accounted for on receipt of acceptance by the party besides collectability of the claim amount being probable. On recognition of such claims the same will be realised/set off against advance received/claims payable etc. to the same party.
- iv) **Service Income**

Revenue from services is booked, when performance obligation is satisfied by transferring the promised services to the customers, for the consideration to which the company is entitled.
- v) **Dividend and interest income**

Dividend income from investments is recognized when the Company's right to receive payment is established and it is probable that the economic benefits associated with the transactions will flow to the Company and the amount of income can be measured reliably.



Interest income is recognised on a time proportion basis taking into account the amount outstanding and the effective interest rate, which is the rate that exactly discounts estimated future cash receipts through the expected life of the financial asset to the gross carrying amount of a financial asset.

vi) **Revenue Recognition on Actual Realization**

Revenue is recognized on accrual basis except in the following items which are accounted for on actual realization since realisability of such items is uncertain, in accordance with the provisions of Ind AS- 115:-

- a) Duty credit / exemption under various promotional schemes of Foreign Trade Policy in force, Tax credit, refund of custom duty on account of survey shortage, and refund of income-tax/service tax / sales-tax /VAT/GST and interest thereon etc.
- b) Decreases pending for execution/contested dues and interest thereon, if any;
- c) Interest on overdue recoverable where realisability is uncertain.
- d) Liquidated damages on suppliers/underwriters.

2.5 Property, Plant and Equipments

The cost of an item of property, plant and equipment is recognized as an asset if, and only if it is probable that future economic benefits associated with the item will flow to the company and the cost of the item can be measured reliably. The cost of an item of PPE is the cash price equivalent at the recognition date. The cost of an item of PPE comprises:

- i) Purchase price, including import duties and non-refundable purchase taxes, after deducting trade discounts and rebates.
- ii) Costs directly attributable to bringing the PPE to the location and condition necessary for it to be capable of operating in the manner intended by management.
- iii) The initial estimate of the costs of dismantling and removing the item and restoring the site on which it is located, the obligation for which the company incurs either when the PPE is acquired or as a consequence of having used the PPE during a particular period for purposes other than to produce inventories during that period.

The company has chosen the cost model of recognition and this model is applied to an entire class of PPE. After recognition as an asset, an item of PPE is carried at its cost less any accumulated depreciation and any accumulated impairment losses.

Certain items of small value like calculators, wall clock, kitchen utensils etc. whose useful life is very limited and the cost of such item is upto Rs.2000/- in each case, are directly charged to revenue in the year of purchase. Cost of mobile handsets is also charged to revenue irrespective of cost.

2.6 Intangible Assets

Identifiable intangible assets are recognized when the company controls the asset; it is probable that future economic benefits expected with the respective assets will flow to the company for more than one economic period; and the cost of the asset can be measured reliably. At initial recognition, intangible assets are recognized at cost. Intangible assets are amortized on straight line basis over estimated useful lives from the date on which they are available for use. Softwares are amortized over its useful life subject to a maximum period of 5 years or over the license period as applicable. Intangible assets upto Rs.2,000/- in each case are directly charged to revenue.

No intangible assets arising from research is recognised and expense on research directly charged to profit and loss account when it is incurred. An intangible assets arising from development is recognised, if the asset fulfils the criteria for recognition as per Ind AS. Expenditure on an intangible item that was initially recognised as an expense is not recognised as part of the cost of an intangible asset at a later date.

2.7 Non-Current Assets Held for Sale

The company classifies a non-current asset (or disposal group of assets) as held for sale if its carrying amount will be recovered principally through a sale transaction rather than through continuing use. The non-current asset (or disposal group) classified as held for sale is measured at the lower of its carrying amount and the fair value less costs to sell.

2.8 Depreciation

Depreciation is provided on straight line method as per the useful lives approved by the Board of Directors, which are equal to those provided under schedule II of the Companies Act, 2013. The useful life of an asset is reviewed at each financial year-end. Each part of an item of PPE with a cost that is significant in relation to the total cost of the asset and if the useful life of that part is different from remaining part of the asset; such significant part is depreciated separately. Depreciation on all such items have been provided from the date they are 'Available for Use' till the date of sale / disposal and includes amortization of intangible assets and lease hold assets. Freehold land is not depreciated. An item of PPE is derecognized upon disposal or when no future economic benefits are expected to arise from the continued use of the asset.





The residual value of all the assets is taken as Re 1/-. The useful lives of the assets are taken as under:-

Name of Assets	Useful life as adopted by the company as per Schedule II
A. General Assets	
Furniture & Fittings	10
Office Equipment	5
Vehicles – Scooter	10
Vehicles – Car	8
Computers - Servers and networks	6
Computers – End User Devices	3
Lease-hold Land	As per Lease Agreement
Wagon Rakes	As per Agreement / Wagon Investment Scheme
Electrical installations excluding fans	10
Water Supply, Sewerage and Drainage	5
Roads	
Carpeted Roads – RCC	10
Carpeted Roads - Other than RCC	5
Non Carpeted Roads	3
Culverts	30
Buildings	
RCC	60
Other than RCC	30
Residential Flats (Ready Built)	
RCC	60
Other than RCC	30
Temporary Structure & wooden partition	3
Warehouse / Godown	30
B. Manufacturing Unit's Assets	
Factory Buildings	30
Electronic installations excluding fans	10
Water Supply, Sewerage and Drainage	5
Plant and Machinery	
Single Shift	15
Double Shift	10
Triple Shift	7.5
Plant and Machinery- Wind Energy Generation Plant	22
C. Fixed Assets created on Land and neither the Fixed Assets nor the Land belongs to the Company	5
D. Amortization of Intangible Assets	
Softwares	5 years or License period as applicable





2.9 Impairment

If the recoverable amount of an asset (or cash-generating unit) is estimated to be less than its carrying amount, the carrying amount of the asset (or cash-generating unit) is reduced to its recoverable amount. An impairment loss is recognized immediately in profit or loss, unless the relevant asset is carried at a revalue amount, in which case the impairment loss is treated as a revaluation decrease.

Recoverable amount is the higher of fair value less costs of disposal and value in use. In assessing value in use, the estimated future cash flows are discounted to their present value using a pre-tax discount rate that reflects current market assessments of the time value of money and the risks specific to the asset for which the estimates of future cash flows have not been adjusted.

When an impairment loss subsequently reverses, the carrying amount of the asset (or a cash-generating unit) is increased to the revised estimate of its recoverable amount, so that the increased carrying amount does not exceed the carrying amount that would have been determined had no impairment loss been recognized for the asset (or cash-generating unit) in prior years. A reversal of an impairment loss is recognized immediately in profit or loss, unless the relevant asset is carried at a revalued amount, in which case the reversal of the impairment loss is treated as a revaluation increase.

At the end of each reporting period, the company reviews the carrying amounts of its tangible, intangible assets to determine whether there is any indication that those assets have suffered an impairment loss. If any such indication exists, the recoverable amount of the asset is estimated in order to determine the extent of the impairment loss (if any). When it is not possible to estimate the recoverable amount of an individual asset, the Company estimates the recoverable amount of the cash-generating unit to which the asset belongs. Intangible assets with indefinite useful lives and intangible assets not yet available for use are tested for impairment at least annually, and whenever there is an indication that the asset may be impaired.

Impairment of financial assets

Financial assets, other than those at Fair Value through Profit and Loss (FVTPL), are assessed for indicators of impairment at the end of each reporting period. Financial assets are considered to be impaired when there is objective evidence that, as a result of one or more events that occurred after the initial recognition of the financial asset, the estimated future cash flows of the investment have been affected. For Available for Sale (AFS) equity investments, a significant or prolonged decline in the fair value of the security below its cost is considered to be objective evidence of impairment.

For all other financial assets, objective evidence of impairment could include:

- Significant financial difficulty of the issuer or counter party;
- Breach of contract, such as a default or delinquency in interest or principal payments;
- It becoming probable that the borrower will enter bankruptcy or financial re-organisation; or the disappearance of an active market for that financial asset because of financial difficulties.

For certain categories of financial assets, such as trade receivables, assets are assessed for impairment on individual basis. Objective evidence of impairment for a portfolio of receivables could include company's past experience of collecting payments, an increase in the number of delayed payments in the portfolio past the average credit period of zero days, as well as observable changes in national or local economic conditions that correlate with default on receivables.

For financial assets that are carried at cost, the amount of impairment loss is measured as the difference between the asset's carrying amount and the present value of the estimated future cash flows discounted at the current market rate of return for a similar financial asset. Such impairment loss will not be reversed in subsequent periods

The carrying amount of the financial asset is reduced by the impairment loss directly for all financial assets with the exception of trade receivables; such impairment loss is reduced through the use of an allowance account for respective financial asset. When a trade receivable is considered uncollectible, it is written off against the allowance account. Subsequent recoveries of amounts previously written off are credited against the allowance account. Changes in the carrying amount of the allowance account are recognized in profit or loss.

For financial assets measured at amortised cost, if, in a subsequent period, the amount of the impairment loss decreases and the decrease can be related objectively to an event occurring after the impairment was recognized, the previously recognized impairment loss is reversed through profit or loss to the extent that the carrying amount of the investment at the date the impairment is reversed does not exceed what the amortised cost would have been had the impairment not been recognized.





De-recognition of financial assets

The Company de-recognises a financial asset when the contractual rights to the cash flows from the asset expire, or when it transfers the financial asset and substantially all the risks and rewards of ownership of the asset to another party. If the Company neither transfers nor retains substantially all the risks and rewards of ownership and continues to control the transferred asset, The Company recognises its retained interest in the asset and an associated liability for amounts it may have to pay. If the Company retains substantially all the risks and rewards of ownership of a transferred financial asset, the Company continues to recognise the financial asset and also recognises a collateralised borrowing for the proceeds received.

On de-recognition of a financial asset in its entirety, the difference between the asset's carrying amount and the sum of the consideration received and receivable and the cumulative gain or loss that had been recognized in other comprehensive income and accumulated in equity is recognized in profit or loss.

2.10 Borrowing Costs

The Company capitalises borrowing costs that are directly attributable to the acquisition, construction or production of qualifying asset as a part of the cost of the asset.

The Company recognises other borrowing costs as an expense in the period in which it incurs them.

A qualifying asset is an asset that necessarily takes a substantial period of time to get ready for its intended use or sale.

2.11 Foreign currency translation

Transactions in currencies other than the functional currency are recognized at the rates of exchange prevailing at the dates of the transactions.

At the end of each reporting period, monetary items denominated in foreign currencies are retranslated at the rates prevailing at that date. Non-monetary items carried at fair value that are denominated in foreign currencies are re-translated at the rates prevailing at the date when the fair value was determined. Non-monetary items that are measured in terms of historical cost in a foreign currency are not retranslated.

Foreign currency monetary items (except overdue recoverable where realisability is uncertain) are converted using the closing rate as defined in the Ind AS-21. Non-monetary items are reported using the exchange rate at the date of the transaction. The exchange difference gain/loss is recognized in the Statement of Profit and Loss.

Liability in foreign currency relating to acquisition of fixed assets is converted using the closing rate. The difference in exchange is recognized in the Statement of Profit and Loss.

2.12 Inventory

Inventories are stated at the lower of cost and net realisable value. Net realisable value represents the estimated selling price for inventories less all estimated costs of completion and costs necessary to make the sale. The method of determination of cost and valuation is as under:

- a) Exports:
 - (i) Cost of export stocks is arrived at after including direct expenses incurred up to the point at which the stocks are lying. Similarly the realisable value is derived by deducting from the market price the expenses to be incurred from that point to the stage where they are sold.
 - (ii) In respect of mineral ores the realisable value of ores is worked out at the minimum of the Fe/Mn contents of the grade of the ore as per export contract and is compared with the weighted average cost at weighted average Fe/Mn contents/weighted average moisture contents of the ore. The embedded stocks of Iron ore are excluded from inventory and hence not valued.
- b) Imports:
 - (i) The cost of imported stocks is arrived at by working out the yearly regional weighted average cost except for Non-ferrous Metals where weighted average cost of remaining stock after including all expenses incurred up to the point at which they are lying is considered. However, where stocks are specifically identifiable, actual cost of the material including all expenses incurred up to the point at which they are lying is considered.
 - (ii) Gold/Silver purchased from foreign suppliers against booking by exporters under replenishment option and not delivered at the year-end are shown as stocks of company and valued at cost.





- c) Domestic:
 - (i) The cost of gold/silver medallions and silver articles is arrived at by working out the yearly location-wise weighted average cost of material and cost of opening stock. Costs include manufacturing/fabrication charges, wastages and other direct cost.
 - (ii) In case of cut & polished stones and jewellery (finished/semi-finished) where stocks are specifically identifiable, actual cost of the material including all expenses incurred up to the point at which they are lying is considered. Costs include wastage and other direct manufacturing costs.
- d) Packing material
Packing material is valued at lower of the cost or net realisable value.
- e) Stocks with fabricators
Stocks with fabricators are taken as the stocks of the company, till adjustments.

2.13 Provisions

Provisions are recognized when the company has a present obligation (legal or constructive) as a result of a past event, it is probable that an outflow of economic benefits will be required to settle the obligation and a reliable estimate can be made of the amount of the obligation.

2.14 Contingent Liabilities / Assets

Contingent Liabilities

Contingent liabilities are not recognized but disclosed in Notes to the Accounts when the company has possible obligation due to past events and existence of the obligation depends upon occurrence or non-occurrence of future events not wholly within the control of the company.

Contingent liabilities are assessed continuously to determine whether outflow of economic resources have become probable. If the outflow becomes probable then relative provision is recognized in the financial statements.

Where an entity is jointly and severally liable for an obligation, the part of the obligation that is expected to be met by other parties is treated as a contingent liability. The entity recognises a provision for the part of the obligation for which an outflow of resources embodying economic benefits is probable, except in the extremely rare circumstances where no reliable estimate can be made Contingent Liabilities are disclosed in the General Notes forming part of the accounts

Contingent Assets

Contingent Assets are not recognised in the financial statements. Such contingent assets are assessed continuously and are disclosed in Notes when the inflow of economic benefits becomes probable. If it's virtually certain that inflow of economic benefits will arise then such assets and the relative income will be recognised in the financial statements.

2.15 Leases

An asset held under lease is classified as a finance lease if it transfers substantially all the risks and rewards incidental to ownership of an underlying asset.

An asset held under lease is classified as an operating lease if it does not transfer substantially all the risks and rewards incidental to ownership of an underlying asset.

The company normally enters into operating leases which are accounted for as under:-

- (i) Rental income from operating leases is recognized either on a straight-line basis or another systematic basis over the term of the relevant lease.
- (ii) Where the company is lessee, at commencement date right to use of assets are recognized at cost and the present value of lease payments that are not paid recognized as lease liability. Subsequently, right of use assets measured by using cost model with any adjustment required for re-measurement of lease liability and lease liability is measured by increasing the carrying amount to reflect the interest on lease liability, reducing the carrying amount to reflect the lease payments made and re-measuring the carrying amount to reflect any re-assessment or lease modifications.
- (iii) As a practical expedient, short term leases and leases for which the underlying assets is of low value upto Rs.1,00,000/- per month or Rs.12,00,000/-per year are not recognized as per the provisions given under Ind AS-116 (Leases) and are recognized as an expense on a straight line basis over the lease term.



2.16 Employee benefits

- i. Provision for gratuity, leave compensation and long service benefits i.e. service award, compassionate gratuity, employees' family benefit scheme and special benefit to MICA division employees is made on the basis of actuarial valuation using the projected unit credit method. Re-measurement, comprising actuarial gains and losses, the effect of the changes to the asset ceiling (if applicable) and the return on plan assets (excluding interest), is reflected immediately in the statement of financial position with a charge or credit recognized in other comprehensive income in the period in which they occur. Re-measurement recognized in other comprehensive income is reflected immediately in retained earnings and will not be reclassified to Statement of Profit or Loss and any change due to plan amendment, curtailment and settlement is considered for determining the current service cost, net interest, past service cost or gain/loss for settlement etc.
- ii. Provision for post-retirement medical benefit is made on defined contribution basis.
- iii. Provident fund contribution is made to Provident Fund Trust on accrual basis.
- iv. Payment of Ex-gratia and Notice pay on Voluntary Retirement are charged to revenue in the year incurred.
- v. Superannuation Pension Benefit, a defined contribution scheme is administered by Life Insurance Corporation of India (LIC). The Company makes contributions based on a specified percentage of each eligible employee's salary.

Short-term employee benefit obligations

Short-term employee benefit obligations are measured on an undiscounted basis and are recorded as expense as the related service is provided. A liability is recognized for the amount expected to be paid under PRP Scheme, if the Company has a present legal or constructive obligation to pay this amount as a result of past service provided by the employee and the obligation can be estimated reliably.

2.17 Taxation

Income tax expense represents the sum of the tax currently payable and deferred tax.

Current tax

The tax currently payable is based on taxable profit for the year. Taxable profit differs from 'profit before tax' as reported in the statement of profit or loss and other comprehensive income/statement of profit or loss because of items of income or expense that are taxable or deductible in other years and items that are never taxable or deductible. The Company's current tax is calculated using tax rates that have been enacted or substantively enacted by the end of the reporting period.

Deferred tax

Deferred tax is recognized on temporary differences between the carrying amounts of assets and liabilities in the financial statements and the corresponding tax bases used in the computation of taxable profit. Deferred tax liabilities are generally recognized for all taxable temporary differences. Deferred tax assets are generally recognized for all deductible temporary differences to the extent that it is probable that taxable profits will be available against which those deductible temporary differences can be utilized. Such deferred tax assets and liabilities are not recognized if the temporary difference arises from the initial recognition (other than in a business combination) of assets and liabilities in a transaction that affects neither the taxable profit nor the accounting profit. In addition, deferred tax liabilities are not recognized if the temporary difference arises from the initial recognition of goodwill.

Deferred tax liabilities are recognized for taxable temporary differences associated with investments in subsidiaries and associates, and interests in joint ventures, except where the company is able to control the reversal of the temporary difference and it is probable that the temporary difference will not reverse in the foreseeable future. Deferred tax assets arising from deductible temporary differences associated with such investments and interests are only recognized to the extent that it is probable that there will be sufficient taxable profits against which to utilize the benefits of the temporary differences and they are expected to reverse in the foreseeable future.

The carrying amount of deferred tax assets is reviewed at the end of each reporting period and reduced to the extent that it is no longer probable that sufficient taxable profits will be available to allow all or part of the asset to be recovered.

Deferred tax liabilities and assets are measured at the tax rates that are expected to apply in the period in which the liability is settled or the asset realised, based on tax rates (and tax laws) that have been enacted or substantively enacted by the end of the reporting period.

Current and deferred tax for the year

Current and deferred tax are recognized in profit or loss, except when they relate to items that are recognized in other comprehensive income or directly in equity, in which case, the current and deferred tax are also recognized in other comprehensive income or directly in equity respectively. Where current tax or deferred tax arises from the initial accounting for a business combination, the tax effect is included in the accounting for the business combination.





Dividend Distribution Tax

Company is recognising the dividend distribution tax payable on payment of dividend under other equity since the dividend payable consequent upon approval of shareholders in Annual General Meeting is also presented under other equity.

Uncertainty over income tax treatments

Company while determining taxable profit (or loss), tax bases, unused tax losses, unused tax credits and tax rates, when there is uncertainty over income tax treatments under Ind AS 12 company is considering the probability of accepting the same treatment by income tax authorities and any change due to this adjusted retrospectively with cumulative effect by adjusting equity on initial application without adjusting comparatives.

2.18 Investment Property

Investment properties are properties held to earn rentals and/or for capital appreciation (including property under construction for such purposes). Investment properties are measured initially at cost, including transaction costs. All of the Company's property interests held under operating leases to earn rentals or for capital appreciation purposes are accounted for as investment properties. After initial recognition, the company measures investment property at cost.

An investment property is derecognized upon disposal or when the investment property is permanently withdrawn from use and no future economic benefits are expected from the disposal. Any gain or loss arising on de recognition of the property (calculated as the difference between the net disposal proceeds and the carrying amount of the asset) is included in profit or loss in the period in which the property is derecognized.

Investment properties are depreciated in accordance to the class of asset that it belongs and the life of the asset is as conceived for the same class of asset at the Company.

2.19 Earnings per share

A basic earnings per equity is computed by dividing the net profit attributable to the equity holders of the company by the weighted average number of equity shares outstanding during the period. Diluted earnings per equity share is computed by dividing the net profit attributable to the equity holders of the company by the weighted average number of equity shares considered for deriving basic earnings per equity share and also the weighted average number of equity shares that could have been issued upon conversion of all dilutive potential equity shares. The dilutive potential equity shares are adjusted for the proceeds receivable had the equity shares been actually issued at fair value (i.e. the average market value of the outstanding equity shares). Dilutive potential equity shares are deemed converted as of the beginning of the period, unless issued at a later date. Dilutive potential equity shares are determined independently for each period presented.

The number of equity shares and potentially dilutive equity shares are adjusted retrospectively for all periods presented for any shares splits and bonus shares issues including for changes effected prior to the approval of the financial statements by the Board of Directors.

2.20 Discontinued operations

A discontinued operation is a component of the Company's business that represents a separate line of business that has been disposed off or is held for sale, or is a subsidiary acquired exclusively with a view to resale. Classification as a discontinued operation occurs upon the earlier of disposal or when the operation meets the criteria to be classified as held for sale.

2.21 Financial instruments

i) Non-derivative financial instruments

Non-derivative financial instruments consist of:

- financial assets, which include cash and cash equivalents, trade receivables, unbilled revenues, finance lease receivables, employee and other advances, investments in equity and debt securities and eligible current and non-current assets;
- Financial liabilities, which include long and short-term loans and borrowings, bank overdrafts, trade payables, eligible current and non-current liabilities.

Financial assets and financial liabilities are offsetted and the net amount is presented in the balance sheet if there is a currently enforceable legal right to offset the recognised amounts and there is an intention to settle on a net basis, to realise the assets and settle the liabilities simultaneously.

Non derivative financial instruments are recognized initially at fair value including any directly attributable transaction costs. Financial assets are derecognized when substantial risks and rewards of ownership of the financial asset have been transferred. In cases where substantial risks and rewards of ownership of the financial assets are neither transferred nor retained, financial assets are derecognized only when the Company has not retained control over the financial asset.

Subsequent to initial recognition, non-derivative financial instruments are measured as described below:



- a) **Cash and cash equivalents**
For the purposes of the cash flow statement, cash and cash equivalents include cash in hand, at banks and demand deposits with banks, net of outstanding bank overdrafts that are repayable on demand and are considered part of the Company's cash management system. In the statement of financial position, bank overdrafts are presented under borrowings within current liabilities
- b) **Investments in liquid mutual funds, equity securities (other than Subsidiaries, Joint Venture and Associates) are valued at their fair value. These investments are measured at fair value and changes therein, other than**
impairment losses, are recognized in other comprehensive income and presented within equity, net of taxes. The impairment losses, if any, are reclassified from equity into statement of income. When an available for sale financial asset is derecognized, the related cumulative gain or loss recognised in equity is transferred to the statement of income.
- c) **Loans and receivables**
Loans and receivables are non-derivative financial assets with fixed or determinable payments that are not quoted in an active market. They are presented as current assets, except for those maturing later than 12 months after the reporting date which are presented as non-current assets. Loans and receivables are initially recognized at fair value plus directly attributable transaction costs and subsequently measured at amortized cost using the effective interest method, less any impairment losses. Loans and receivables comprise trade receivables, unbilled revenues and other assets.
The company estimates the un-collectability of accounts receivable by analysing historical payment patterns, customer concentrations, customer credit-worthiness and current economic trends. If the financial condition of a customer deteriorates, additional allowances may be required.
- d) **Trade and other payables**
Trade and other payables are initially recognized at fair value, and subsequently carried at amortized cost using the effective interest method. For these financial instruments, the carrying amounts approximate fair value due to the short term maturity of these instruments.
- e) **Investments in Subsidiary, Associates and Joint Venture**
The company accounts investment in subsidiary, joint ventures and associates at cost
An entity controlled by the company is considered as a subsidiary of the company.
Investments in subsidiary company outside India are translated at the rate of exchange prevailing on the date of acquisition.
Investments where the company has significant influence are classified as associates. Significant influence is the power to participate in the financial and operating policy decisions of the investee but is not control or joint control over those policies.
A joint arrangement whereby the parties that have joint control of the arrangement have rights to the net assets of the joint arrangement is classified as a joint venture. Joint control is the contractually agreed sharing of control of an arrangement, which exists only when decisions about the relevant activities require unanimous consent of the parties sharing control.
- ii) **Derivative financial instruments**
The Company is exposed to foreign currency fluctuations on foreign currency assets, liabilities, net investment in foreign operations and forecasted cash flows denominated in foreign currency.
The Company limits the effect of foreign exchange rate fluctuations by following established risk management policies including the use of derivatives. The Company enters into derivative financial instruments where the counterparty is primarily a bank.
Derivatives are recognized and measured at fair value. Attributable transaction costs are recognized in statement of income as cost.
Subsequent to initial recognition, derivative financial instruments are measured as described below:
- a) **Cash flow hedges**
In respect of firm commitments and forecast transactions changes in the fair value of the derivative hedging instrument designated as a cash flow hedge are recognized in other comprehensive income and held in cash flow hedging reserve, net of taxes, a component of equity, to the extent that the hedge is effective. To the extent that the hedge is ineffective, changes in fair value are recognized in the statement of profit and loss and reported within foreign exchange gains/ (losses), net within results from operating activities. If the hedging instrument no longer meets the criteria for hedge accounting, then hedge accounting is discontinued prospectively. The cumulative gain or loss previously recognized in the cash flow hedging reserve is transferred to the statement of profit and loss upon the occurrence of the related forecasted transaction. If the forecasted transaction is no





longer expected to occur, such cumulative balance is immediately recognized in the statement of profit and loss.

b) Others

Changes in fair value of foreign currency derivative instruments neither designated as cash flow hedges nor hedges of net investment in foreign operations are recognized in the statement of income and reported within foreign exchange gains/ (losses), net within results from operating activities.

Changes in fair value and gains/ (losses) on settlement of foreign currency derivative instruments relating to borrowings, which have not been designated as hedges are recorded in finance expenses.

2.22 Segment Information

The Chairman and Managing Director (CMD) of the Company has been identified as the Chief Operating Decision Maker (CODM) as defined by Ind AS-108, "Operating Segments." The CMD of the Company evaluates the segments based on their revenue growth and operating income.

The Company has identified its Operating Segments as Minerals, Precious Metals, Metals, Agro Products, Coal & Hydrocarbon, Fertilizer and General Trade/others.

The Assets and liabilities used in the Company's business that are not identified to any of the operating segments are shown as unallocable assets/liabilities. Management believes that it is currently not practicable to provide segment disclosures relating to total assets and liabilities since the assets are used interchangeably and hence a meaningful segregation of the available data is onerous.

2.23 Prior Period Errors

Errors of material amount relating to prior period(s) are disclosed by a note with nature of prior period errors, amount of correction of each such prior period presented retrospectively, to the extent practicable along with change in basic and diluted earnings per share. However, where retrospective restatement is not practicable for a particular period then the circumstances that lead to the existence of that condition and the description of how and from where the error is corrected are disclosed in Notes to Accounts. Taking into account the nature of activities of the company, prior period errors are considered material if the items of income / expenditure collectively (net) exceed 0.5% of sales turnover of the company.



Notes to Consolidated Financial Statements for the year ended March 31, 2020

3. Property, Plant and Equipment

Particulars	(₹ in crore)									
	Gross carrying value as at April 1, 2019	Additions	Disposal/ adjustments	Gross carrying value as at March 31, 2020	Accumulated depreciation as at April 1, 2019	Additions	Disposal/ adjustments	Accumulated depreciation as at March 31, 2020	Net Carrying Value as at March 31, 2020	Net Carrying Value as at March 31, 2019
Land freehold										
- Office building	0.37	-	-	0.37	-	-	-	-	0.37	0.37
- Staff Quarters	0.13	-	-	0.13	-	-	-	-	0.13	0.13
Land leasehold										
- Office building	1.07	-	-	1.07	0.07	0.02	-	0.09	0.98	1.00
- Staff Quarters	1.68	0.24	(0.08)	1.84	0.21	0.35	-	0.56	1.28	1.47
Building										
- Office Building	6.68	-	(0.14)	6.54	0.64	0.17	-	0.81	5.73	6.04
- Staff Quarters/Residential Flats	1.35	-	-	1.35	0.15	0.04	(0.01)	0.18	1.17	1.20
- Water supply, Sewerage & Drainage	0.06	-	-	0.06	0.03	0.01	-	0.04	0.02	0.03
- Electrical Installations	3.02	0.05	-	3.07	1.84	0.06	-	1.90	1.17	1.18
- Roads & Culverts	0.02	-	-	0.02	0.01	-	-	0.01	0.01	0.01
- Audio/Fire/Airconditioning	0.11	0.01	-	0.12	0.09	0.02	-	0.11	0.01	0.02
Plant & Equipment	41.29	-	(0.18)	41.11	12.66	2.91	(0.18)	15.39	25.72	28.63
Furniture & Fixtures										
- Partitions	1.18	-	0.09	1.27	0.80	0.17	-	0.97	0.30	0.38
- Others	1.39	0.23	0.01	1.63	0.49	0.16	-	0.65	0.98	0.90
Vehicles	0.55	-	(0.04)	0.51	0.24	0.06	(0.06)	0.24	0.27	0.31
Office Equipments	1.77	0.06	(0.04)	1.79	1.19	0.27	(0.04)	1.42	0.37	0.58
Others:-	-	-	-	-	-	-	-	-	-	-
- Computer/ Data Processors	2.46	0.10	(0.08)	2.48	1.85	0.24	(0.05)	2.04	0.44	0.61
Total	63.13	0.69	(0.46)	63.36	20.27	4.48	(0.34)	24.41	38.95	42.86
Last Year	60.83	2.31	(0.01)	63.13	15.45	4.85	(0.03)	20.27	42.86	
Right to Use Assets	1.62	5.78	-	7.40	0.13	2.13	-	2.26	5.14	1.49
Last Year	1.62	-	-	1.62	0.13	-	-	0.13	1.49	
Capital Work in Progress	0.28	-	(0.28)	-	-	-	-	-	-	0.28
Last Year	-	0.28	-	0.28	-	-	-	-	-	-

Leasehold lands, roads and culverts, sewerage, drainage and water supply for staff quarters at Delhi includes those held jointly with STC Limited earlier on 50:50 basis. However, during 2018-19, the company has obtained execution of separate lease deed for 16.16 acre land from DDA towards its share.

During the year, the company assessed the impairment loss of assets and accordingly provision towards impairment in the value of PPE amounting to ₹ Nil crores (P.Y. ₹ 0.27 crore) has been made during the year.



4. Investment Property

(₹ In crores)

Particulars	As at March 31, 2020	As at March 31, 2019
Gross carrying value as at beginning of the year	4.66	4.44
Additions	0.22	-
Disposal/adjustments	-	0.22
Gross carrying value as at end of the year	4.88	4.66
Accumulated depreciation as at beginning of the year	0.67	0.51
Additions	0.16	0.16
Disposal/adjustments	-	-
Accumulated depreciation as at end of the year	0.83	0.67
Net Carrying Value as at end of the year	4.05	3.99

Amounts recognised in profit or loss for investment properties

(₹ in crores)

Particulars	March 31, 2020	March 31, 2019
Rental income	1.35	1.86
Direct operating expenses from property that generated rental income	-	-
Direct operating expenses from property that did not generate rental income	-	-
Profit from investment properties before depreciation	1.35	1.86
Depreciation	0.08	0.16
Profit from investment properties	1.27	1.70

leasing arrangements

Certain investment properties are leased to tenants under long-term operating leases with rentals payable monthly. Minimum lease payments receivable under non-cancellable operating leases of investment properties are as follows :

(₹ in crores)

Particulars	March 31, 2020	March 31, 2019
Within one year	-	0.28
Later than one year but not later than five year	-	-
Later than five year	-	-
Total	-	0.28

Estimation of fair value

The investment properties have been measured following cost model. The fair values of investment properties determined by independent valuer is ₹96.48 crore (P.Y. ₹ 126.18 crore).

5. Other Intangible Assets

(₹ in crore)

Particulars	Gross carrying value as at April 1, 2019	Additions	Disposal/adjustments	Gross carrying value as at March 31, 2020	Accumulated depreciation as at April 1, 2019	Additions	Disposal/adjustments	Accumulated depreciation as at March 31, 2020	Net Carrying Value as at March 31, 2020	Net Carrying Value as at March 31, 2019
Computer Softwares	3.39	0.64	0.08	4.11	2.59	0.78	0.18	3.55	0.56	0.80
Last Year	3.39	-	-	3.39	1.93	0.66	-	2.59	0.80	



6. Investments

(₹ in crores)

Particulars	As at March 31, 2020		As at March 31, 2019	
NON CURRENT INVESTMENTS				
A) Investments in Equity Instruments - (Investments accounted for using the equity method - Joint Ventures) Unquoted				
Neelachal Ispat Nigam Limited. 368762744 (P.Y. 289342744) fully paid up equity shares of 10 each.	-		379.69	
Add/(Less) : Income/(Loss) from Joint Venture till date	-	-	(379.69)	-
MMTC Gitanjali Limited. 2987400 (P.Y. 2987400) fully paid up equity shares of ₹10 each.	-		2.99	
Less : Impairment in value of investment	-	-	(2.99)	-
Free Trade Warehousing Pvt. Ltd. 5000 (P.Y. 5000) fully paid up equity shares of ₹10 each.	0.01		0.01	
Add/(Less) : Income/(Loss) from Joint Venture till date	(0.01)	-	(0.01)	-
MMTC Pamp India Pvt. Limited. 17446000 (P.Y. 17446000) fully paid up equity shares of ₹ 10 each.	17.45		17.45	
Add : Income from Joint Venture till date	88.34	105.79	76.96	94.41
Sical Iron Ore Terminal Limited. 33800000 (P.Y. 33800000) fully paid up equity shares of ₹10 each.	-		33.80	
Add/(Less) : Income/(Loss) from Joint Venture till date	-	-	(0.02)	33.78
TM Mining Company Limited. NIL (P.Y. NIL) fully paid up equity shares of ₹ 10 each.	-		0.06	
Less : Impairment in value of investment	-	-	(0.06)	-
Total (A)		105.79		128.19
B) Investments in Equity Instruments - (Others)				
a) At Fair Value through other comprehensive income				
Quoted				
Bombay Stock Exchange Limited. 38961 (P.Y. 38961) fully paid up equity shares of ₹2 each.	3.00		3.00	
Add /(Less): Fair Value Adjustment through Other Comprehensive Income	(1.84)	1.16	(0.62)	2.38
Unquoted				
Indian Commodity Exchange Limited. 320000000 (P.Y. 320000000) fully paid up equity shares of ₹ 5 each.	-		16.00	
Add /(Less): Fair Value Adjustment through Other Comprehensive Income	-	-	-	16.00
b) At amortized cost				
Unquoted				
Indo French Biotech Limited. 4750000 (P.Y. 4750000) fully paid up equity shares of Rs. 10 each.	4.75		4.75	
Less : Impairment in value of investment	(4.75)	0.00	(4.75)	0.00
Total (B)		1.16		18.38





(₹ in crores)

Particulars	As at March 31, 2020		As at March 31, 2019	
Total Non-Current Investments (Gross)		25.21		457.69
	Aggregate Amount	Market Value	Aggregate Amount	Market Value
Aggregate amount of quoted investments and market value there of	3.00	1.16	3.00	2.95
Aggregate amount of unquoted investments	22.21	-	454.69	-
Aggregate amount of impairment in the value of investments	4.75	-	7.74	-

Particulars	As at March 31, 2020		As at March 31, 2019	
C. CURRENT INVESTMENTS	-	-	-	-

Particulars	As at March 31, 2020		As at March 31, 2019	
6 D. NON-CURRENT INVESTMENTS HELD FOR SALE				
a) Investments in Equity Instruments at amortized cost				
Joint Ventures				
Unquoted				
Neelachal Ispat Nigam Limited. 368762744 (289342744, 31st March 2019) fully paid up equity shares of 10 each.	459.11	-	-	-
Add/(Less) : Income/(Loss) from Joint Venture till date	(459.11)	-	-	-
Sical Iron Ore Terminal Limited. 33800000(33800000, 31st March 2019) fully paid up equity shares of ₹ 10 each.	-	-	-	-
Add/(Less) : Income/(Loss) from Joint Venture till date	-	-	-	-
Others				
Fair value through other comprehensive income				
Unquoted				
Indian Commodity Exchange Limited.32000000(32000000, 31st March 2019) fully paid up equity shares of ₹5 each.	16.00	-	-	-
Add /(Less): Fair Value Adjustment through Other Comprehensive Income	(8.16)	7.84	-	-
Total Investments held for sale		7.84		-
b) PPE HELD FOR SALE		0.02		-
TOTAL (a)+(b)		7.86		-

- All Non-Current Investments in Equity Instruments of Subsidiaries and Joint Ventures are carried at cost less impairment in value of investment, if any. The Investment in Equity Instruments of others are carried at Fair Value.
- The Company had invested ₹ 33.80 crore (P.Y ₹ 33.80 crore) towards 26% equity in SICAL Iron Ore Terminal Limited (SIOTL), a Joint Venture for the construction and operation of iron ore terminal at Kamrajjar Port. The construction of terminal was completed by November 2010, the same could not be commissioned due to restrictions on mining, transportation and export of iron ore. After due tender process, Kamrajjar Port Ltd (KPL) has allowed to SIOTL for necessary modifications to also handle common user coal. MMTC's Board of Directors during its 428th meeting held on 14.09.16 approved MMTC's exit through open tender mechanism from the JV. Accordingly, bids were invited from interested bidders for sale of MMTC's equity. No bids were received in the tender process. However, the lead promoter (i.e. M/s Sical Logistics Ltd) has agreed to buy MMTC's equity at the reserve price of ₹ 34.26 crore. Accordingly, the Share Purchase Agreement (SPA) has been signed and in terms of the agreement M/s SICAL Logistics Ltd have deposited ₹ 0.50 crore with MMTC towards performance of the Agreement. As per terms of SPA, M/s SIOTL applied to M/s Kamrajjar Port Ltd for NOC/Permission of MMTC's exit from the JV. The NOC was received in Oct 2019. However, balance payment has not been received so far. Keeping in view the delay in receipt of share purchase value from M/s SICAL Logistics Ltd and financial distress of M/s Sical Logistics Ltd, a provision has been created for ₹ 33.80 crore towards impairment in value of investment on SIOTL. Accordingly the investment has been shown as 'held for sale'.
- Government of India has accorded 'in principle' approval for divestment of 100 % equity of MMTC in NINL. The process of divestment is underway through DIPAM. Accordingly, the investment has been shown as investment 'held for sale'.
- Against the initial investment of 5.20 crore equity shares of ₹ 5 each amounting to ₹ 26.00 crore in the Indian Commodity Exchange (ICEX) [representing 26% holding of the Company in ICEX], the Company divested 2 crore





equity shares at a premium of 100% during 2015-16. A Right Issue at a 100% premium was brought out by ICEX in February/March 2016 that got fully subscribed. Again during FY 2016-17, ICEX brought out Right Issue at 100% Premium that also got fully subscribed. MMTC did not participate in the above Right Issues. MMTC's holding as on 31.03.2020 is 6%.

MMTC valued its equity holding in ICEX at at book value of ICEX at ₹ 7.84 crore as at 31.3.2020 (P.Y. ₹ 16.00 crore). The equity shares of ICEX are not listed at any stock exchange in India as on 31.03.2020. MMTC has invited Request for Proposal (RfP) for divestment of 6% equity in ICEX and accordingly the investment has been shown as 'held for sale' as on 31.3.2020.

- v. The company has fully impaired its equity investment of ₹ 2.99 crore in its joint venture- M/s MMTC Gitanjali Limited during the year 2017-18 in view of the recent defaults made by the main promoter, the investigations launched by the investigating agencies against them and considering the fact that JV Company has suspended its business activities. The company has also given notice for exiting from the JV Company. The financial statements have not been received from the JV Company for 2019-20, hence the same is also not considered for the purpose of consolidation.
- vi. The company has written off its equity investment of ₹ 0.06 crore in its joint venture-TM Mining Co. Ltd during the year. The JV company is in process of closure and necessary application has been made with MCA.

7. Trade Receivable

(₹ in crores)

Particulars	As at March 31, 2020	As at March 31, 2019
(i) Trade Receivables from related parties		
a) Considered Good - Secured	-	-
b) Considered good - Unsecured	(0.06)	3.91
c) Which have significant increase in Credit Risk	-	-
d) Credit impaired	-	-
Less : Allowances for bad and doubtful debts	-	-
Sub-Total	(0.06)	3.91
(ii) Other Trade Receivables		
a) Considered Good - Secured	303.54	178.56
b) Considered good - Unsecured	1,743.51	245.02
c) Which have significant increase in Credit Risk	-	-
d) Credit impaired	388.97	391.20
Less : Allowances for bad and doubtful debts	388.97	391.20
Sub-Total	2,047.05	423.58
Total	2,046.99	427.49
NON-CURRENT (A)	-	-
CURRENT (B)	2,046.99	427.49
TOTAL	2,046.99	427.49

Out of the above, amount due by directors or other officers of the company or any of them either severally or jointly with any other person or amounts due by firms or private companies respectively in which any director is a partner or a director or a member is ₹Nil (P.Y. ₹Nil).

Movement in allowances for doubtful debt

(₹ in crores)

Particulars	As at March 31, 2020	As at March 31, 2019
Balance at the beginning of the year	391.20	391.64
Additions during the year	1.33	-
Reversals/ written off during the year	(3.56)	(0.41)
Utilisations during the year	-	(0.03)
Balance at the end of the year	388.97	391.20





8. Loans

(₹ in crores)

Particulars	As at March 31, 2020		As at March 31, 2019	
	CURRENT	NON-CURRENT	CURRENT	NON-CURRENT
Considered good - Secured				
Security Deposits	-	0.01	-	0.01
Loans to Related Parties	-	-	-	-
Loans to Employees	0.72	3.14	0.80	3.74
Others	-	-	-	-
Sub- Total	0.72	3.15	0.80	3.75
Considered good - Unsecured				
Security Deposits	-	1.87	-	1.86
Loans to Related Parties	-	-	-	-
Loans to Employees	1.00	1.63	1.45	2.21
Others	-	-	-	-
Sub- Total	1.00	3.50	1.45	4.07
Which have significant increase in Credit Risk				
Security Deposits	-	-	-	-
Loans to Related Parties	-	-	-	-
Loans to Employees	-	-	-	-
Others	-	-	-	-
Sub- Total	-	-	-	-
Credit impaired				
Security Deposits	-	0.17	-	0.17
Loans to Related Parties	-	-	-	-
Loans to Employees	-	-	-	-
Others	0.03	0.14	0.03	0.08
Less: Allowance for bad and doubtful loans	0.03	0.31	0.03	0.25
Sub- Total	-	-	-	-
Total	1.72	6.65	2.25	7.82

Out of the above, amount due by directors or other officers of the company or any of them either severally or jointly with any other person or amounts due by firms or private companies respectively in which any director is a partner or a director or a member is ₹0.004crore (P.Y. ₹0.01 crore).





9. Other Financial Assets

(₹ in crores)

Particulars	As at March 31, 2020		As at March 31, 2019	
	CURRENT	NON-CURRENT	CURRENT	NON-CURRENT
Bank Deposits with more than 12 months maturity	-	0.03	-	0.86
Balance with bank for Unpaid Dividend	-	0.22	-	0.17
Receivable From NSEL (i)	-	208.25	-	208.25
Demurrage and Despatch receivable	5.82	6.41	4.23	5.92
Forward contract receivable	-	-	-	-
Advances to other Companies (ii)	-	33.53	-	33.46
Other Advances	1.40	8.71	1.93	9.14
Interest accrued due/not due on:				
-Term Deposits	2.75	-	2.03	-
-Loans to Employees	0.71	7.69	0.95	9.25
-Loans to Related Parties	-	-	-	-
-Loans to Others	0.55	15.03	0.07	0.83
Others	4.21	11.27	0.18	20.09
Less: Impairment / Allowances for bad and Doubtful Receivables etc.	1.13	245.01	1.07	245.89
Total	14.31	46.13	8.32	42.08

- (i) Represents ₹ 208.25 crore (P.Y. ₹ 208.25 crore) recoverable from various borrowers and National Spot Exchange (NSEL) arising on account of default of payment obligation of NSEL against which full provision has already been made. The Company has filed legal suit in Bombay High Court against NSEL and others and hearings are in progress. CBI also investigated the case. The Hon'ble Supreme Court of India has set aside the order of amalgamation of NSEL with FTIL.
- (ii) During the year a provision of ₹ 0.36 crore (P.Y. ₹ 15.94 crore) has been made against advance for project development to HFTWPL & KFTWPL. Total Provision as on 31.03.2020 is ₹ 16.30 crore (P.Y. ₹ 15.94 crore)

10. Deferred Tax Assets

(₹ in crores)

Particulars	As at March 31, 2020	As at March 31, 2019
Deferred Tax Liability		
Property plant and equipment	(8.70)	(8.70)
Sub Total	(8.70)	(8.70)
Deferred tax Assets		
Prov. For Doubtful Debts	233.27	233.27
DWA Risk	0.01	0.01
VRS Expenses	6.26	6.26
Sub Total	239.54	239.54
Deferred Tax Assets (Net)	230.84	230.84

Deferred Tax assets have been recognised to the extent of expected utilisation against probable future taxable income of the company. However, the Company has not recognised deferred tax assets arising during the year on conservative basis keeping in view of uncertainties involved.

Movement in deferred tax balances during the year

(₹ in crores)

Particulars	Balance As at March 31 2019	Recognised in Profit and Loss	Adjustments	Balance As at March 31 2020
Deferred Tax Liability				
Property plant and equipment	(8.70)	-	-	(8.70)
Sub Total	(8.70)	-	-	(8.70)
Deferred tax Assets				
Provisions for Bad & Doubtful Debts	233.27	-	-	233.27
Prov. for DWA Risk	0.01	-	-	0.01
VRS Expenses	6.26	-	-	6.26
CSR Provision	-	-	-	-
Prov for Litigation Settlement	-	-	-	-
Sub Total	239.54	-	-	239.54
Total	230.84	-	-	230.84



(₹ in crores)

Particulars	As at March 31, 2020	As at March 31, 2019
Deductible temporary differences	230.84	230.84
Total	230.84	230.84

Deferred tax assets and deferred tax liabilities have been offset as they relate to the same governing laws.

11. Other Assets

(₹ in crores)

Particulars	As at March 31, 2020	As at March 31, 2019
A. Non-Current		
Advances other than Capital Advances		
-Security Deposits	0.24	0.04
- Advances to other Suppliers	4.67	4.67
- Other Advances	17.12	17.20
Allowances for bad and Doubtful Advance	(17.98)	(18.06)
Others		
- Income Tax paid recoverable	20.94	20.64
- Others	0.01	0.01
Total	25.00	24.50
B. Current		
Advances other than Capital Advances		
-Security Deposits	13.09	7.48
-Advances to Related Parties	1,425.00	1,425.01
-Trade Related Advance to Related Parties	1,796.00	1,169.56
- Interest accrued realisability uncertain	(252.18)	-
- Advances to other Suppliers	5.75	2.09
- Claim Recoverable Others	131.34	49.58
-Gold/Silver stock towards unbilled purchases	238.18	227.02
- Other Advances	23.68	22.50
Allowances for bad and Doubtful Advance	(3.25)	(3.25)
Others		
- Sales Tax refund due	13.82	14.79
- Excise/Custom duty refund due	4.64	4.53
- Service Tax refund due	0.46	0.05
-Others	49.63	84.70
Total	3,446.16	3,004.06

12. Inventories

(₹ in crores)

Particulars	As at March 31, 2020	As at March 31, 2019
Raw Materials	11.31	26.90
Finished Goods	43.38	30.10
Stock in trade	155.82	222.76
(includes goods in transit valued at ₹ 7.69 crore (P.Y. ₹ 139.74 crore))		
Others	7.20	0.15
Total	217.71	279.91

- As taken, valued and certified by the management.
- Inventories including goods in transit are valued at lower of the cost or realizable value as on 31st March 2020. Valuation of closing stock at market price being lower than cost, has resulted in a loss of ₹7.49crore (P.Y. ₹0.80 crore).
- Stock-in-trade includes the following:
 - 39936 units(P.Y. 20920 units) Certified Emission Reductions (CERs) valued at ₹1 (P.Y. ₹0.07 crore) as per Ind AS-2 'Inventories', being lower of cost or net realizable value.
 - Nil units (P.Y. 39939 units) number of CERs under certification.
 - An amount of ₹5.13 crore (P.Y. ₹ 4.34 crore) has been spent on account of Depreciation, O&M cost of Emission Reduction equipment.





- d) Stock in Trade includes an inventory of ₹22.18 crore (P.Y. ₹ Nil crore) valued at cost relating to onion imported under Price Stabilization Scheme of the Government of India to create Buffer Stock of onion. (Refer note 36(e)).

13. Cash & Cash Equivalents

(₹ in crores)

Particulars	As at March 31, 2020	As at March 31, 2019
Balances with Banks		
(a) in Current Account	59.79	7.59
(b) In term deposit with original maturity upto 3 months	-	0.73
(c) Debit balance in Cash Credit Account	14.82	24.14
Cheques / Drafts / Stamps on hand	-	-
Cash on hand	0.04	0.10
Total	74.65	32.56

14. Bank Balances other than above

(₹ in crores)

Particulars	As at March 31, 2020	As at March 31, 2019
For Unpaid Dividend	-	-
As Margin money/under lien	140.04	88.09
In term deposit with original maturity more than 3 months but less than 12 months	12.16	13.69
Total	152.20	101.78

15. Current tax Assets (Net)

(₹ in crores)

Particulars	As at March 31, 2020	As at March 31, 2019
Advance tax paid for the FY 2019-20	11.44	-
Advance tax paid for the FY 2018-19	-	22.21
Advance tax paid for the FY 2016-17	-	0.01
Total	11.44	22.22

16. A. Equity Shares Capital

(₹ in crores)

Particulars	As at March 31, 2020	As at March 31, 2019
Authorized		
Ordinary shares of par value of ₹ 1/- each		
Number	2,000,000,000	2,000,000,000
Amount	200.00	200.00
Issued, subscribed and fully paid		
Ordinary shares of par value of ₹ 1/- each		
Number	1,500,000,000	1,500,000,000
Amount	150.00	150.00

Reconciliation of number of shares:

Particulars	As at March 31, 2020	As at March 31, 2019
Opening Equity Shares	1,500,000,000	1,000,000,000
Add: No. of Shares issued/ subscribed during the year	-	500,000,000
Less: Deduction	-	-
Closing balance	1,500,000,000	1,500,000,000





No. of Shares in the company held by shareholder holding more than 5 percent

Name of the Shareholder	As at March 31, 2020	As at March 31, 2019
- President of India	1,348,903,143	1,348,903,143

The Company has one class of share capital, comprising ordinary shares of ₹ 1/- each. Subject to the Company's Articles of Association and applicable law, the Company's ordinary shares confer on the holder the right to receive notice of and vote at general meetings of the Company, the right to receive any surplus assets on a winding-up of the Company, and an entitlement to receive any dividend declared on ordinary shares.

Movements in equity share capital: During the year, the company has neither issued nor bought back any shares.

The Company does not have any holding company.

During 2018-19, the company has allotted 50 crore equity shares in ratio of 1:2 as fully paid bonus shares by capitalization of free reserves amounting to ₹ 50 crore, pursuant to an ordinary resolution passed after taking consent of shareholders through postal ballot. Accordingly, the paid up share capital of the company stands increased to ₹ 150/- crore divided into 150 crore equity share of ₹ 1/-each fully paid.

B. Other Equity

(₹ in crores)

Particulars	As at March 31, 2020	As at March 31, 2019
General Reserve	598.89	588.54
Research & Development Reserve	-	0.35
Retained Earnings	159.14	514.72
Bond Redemption Reserve	8.30	8.30
Other Reserves	(5.80)	6.82
Total	760.53	1,118.73

(i) General Reserve

(₹ in crores)

Particulars	As at March 31, 2020	As at March 31, 2019
Opening Balance	588.54	628.54
Transfer from surplus/other reserves	10.35	10.00
Issue of Bonus Shares	-	(50.00)
Closing Balance	598.89	588.54

(ii) Research & Development Reserve

(₹ in crores)

Particulars	As at March 31, 2020	As at March 31, 2019
Opening Balance	0.35	0.35
Transfer from surplus	-	-
Transfer to General Reserve	(0.35)	-
Closing Balance	-	0.35



(iii) Bond Redemption Reserve

(₹ in crores)

Particulars	As at March 31, 2020	As at March 31, 2019
Opening Balance	8.30	8.30
Transfer from surplus	-	-
Deduction	-	-
Closing Balance	8.30	8.30

(iv) Retained Earnings

(₹ in crores)

Particulars	As at March 31, 2020	As at March 31, 2019
Opening Balance	514.72	459.68
Net Profit for the year	(273.72)	108.72
Dividend and Dividend Distribution Tax	(54.25)	(36.17)
Other Adjustments	(37.61)	(7.51)
Appropriations:-		
General Reserve	10.00	(10.00)
Closing Balance	159.14	514.72

(iv) Other Reserve

(₹ in crores)

Particulars	Equity Components of compound financial instruments	Equity Instruments through OCI	Effective Portion of cash flow hedges	Exchange differences on translating the financial statements of a foreign operation	Remeasurements - Post Employee Benefit Plans	Total other reserves
As at April 1 2018	1.13	(0.05)	-	3.66	1.09	5.83
Remeasurements of the defined benefit plans	-	-	-	-	(5.06)	(5.06)
Other adjustments	-	-	-	-	1.43	1.43
Equity Instruments through other comprehensive income	-	(0.57)	-	-	-	(0.57)
Addition / (Deduction)	-	-	-	5.19	-	5.19
As at April 1 2019	1.13	(0.62)	-	8.85	(2.54)	6.82
Remeasurements of the defined benefit plans	-	-	-	-	(11.32)	(11.32)
Other adjustments	-	-	-	-	-	-
Equity Instruments through other comprehensive income	-	(9.38)	-	-	-	(9.38)
Addition / (Deduction)	-	-	-	8.08	-	8.08
As at March 31, 2020	1.13	(10.00)	-	16.93	(13.86)	(5.80)

17. Borrowings

(₹ in crores)

Particulars	As at March 31, 2020	As at March 31, 2019
A. NON-CURRENT		
(i) Term Loans		
(a) From Banks		
-Secured	-	-
-Unsecured	166.70	-
Total	166.70	-
B. CURRENT		
(i) Loans repayable on Demand		
(a) From Banks		
-Secured (against hypothecation of inventories, trade receivables and other current assets present and future)	581.07	661.31
-Unsecured	1,791.77	300.18
Other Loans- From National Small Saving Fund (NSSF)	1,310.00	-
Total	3,682.84	961.49



- The loans have not been guaranteed by any of the director or others.
- The loans have been taken from Banks under Cash Credit/Packing Credit Accounts/Others and are repayable within one year. Interest payable on loan repayable on demand is based on MCLR plus spread of banks.
- The company has not defaulted in repayment of any loan and interest thereon.

18. Trade Payable

(₹ in crores)

Particulars	As at March 31, 2020	As at March 31, 2019
CURRENT		
Trade Payables		
Total outstanding dues of micro and small enterprise	0.08	6.79
Total outstanding dues of creditors other than micro and small enterprise	665.50	1,132.23
Trade Payables to Related Parties		
Total outstanding dues of micro and small enterprise	-	-
Total outstanding dues of creditors other than micro and small enterprise	0.02	0.02
Total	665.60	1,139.04

19. Other Financial Liabilities

(₹ in crores)

Particulars	As at March 31, 2020	As at March 31, 2019
A. NON-CURRENT		
Lease	6.49	
Others	-	-
Total	6.49	-
B. CURRENT		
Payables- other than trade	9.59	13.24
Despatch/ Demurrage payable	5.18	3.65
Amount recovered -pending remittance	0.59	0.84
Interest accrued on borrowings	13.40	3.88
Security Deposit & EMD	37.98	34.81
Unpaid Dividend	0.22	0.17
Claims payable	45.41	43.73
Forward Contract Payable	0.27	-
Others	87.55	80.30
Total	200.19	180.62

20. Provisions

(₹ in crores)

Particulars	As at March 31, 2020	As at March 31, 2019
A. NON-CURRENT		
EMPLOYEE BENEFIT OBLIGATIONS		
a) Earned Leave	11.68	14.73
b) Compassionate Gratuity	0.10	0.10
c) Post Retirement Medical Benefit		
Retired/retiring on or after 01.01.2007	4.25	104.04
Retired before 01.01.2007	1.46	40.92
d) Half Pay Leave	18.26	18.92
e) Service Award	3.88	4.55
f) Employee's Family Benefit Scheme	3.48	3.38
g) Special benefit to MICA employees	1.73	1.91
Total	44.84	188.55



B. CURRENT		
EMPLOYEE BENEFIT OBLIGATIONS		
a) Earned Leave	2.75	3.30
b) Compassionate Gratuity	0.06	0.06
c) Post Retirement Medical Benefit		
Retired/retiring on or after 01.01.2007	0.10	2.53
Retired before 01.01.2007	0.27	8.48
d) Half Pay Leave	3.62	4.40
e) Gratuity	11.12	6.39
f) Superannuation Benefit	-	-
g) Service Award	0.97	1.15
h) Bonus/performance related pay	21.48	22.92
i) Employee's Family Benefit Scheme	0.55	0.62
j) Special benefit to MICA employees	0.43	0.40
Sub Total	41.35	50.25
OTHERS		
Destinational weight and analysis risk	0.04	0.03
Provision for Litigation Settlements	11.38	-
Sub Total	11.42	0.03
Total	52.77	50.28

21. Other Liabilities

(₹ in crores)

Particulars	As at March 31, 2020	As at March 31, 2019
Current		
Advance Received from Customers	455.74	290.86
Statutory dues Payable	11.07	41.71
Amount payable towards unbilled purchases	238.18	227.02
Others	1.27	1.12
Total	706.26	560.71

22. Current tax liabilities (Net)

(₹ in crores)

Particulars	As at March 31, 2020	As at March 31, 2019
Income tax payable for the FY 2019-20	1.09	30.40
Income tax payable for the FY 2018-19	-	-
Total	1.09	30.40

23. Revenue From Operations

(₹ in crores)

Particulars	For the year ended March 31, 2020	For the year ended March 31, 2019
Sale of Products	26,216.74	28,748.27
Sale of Services	4.06	4.55
Other Operating Revenue		
- Claims	89.25	462.68
- Subsidy	-	-
- Despatch Earned	4.98	0.25
- Other Trade Income	(10.32)	223.94
Total	26,304.71	29,439.69





24. Other Income

(₹ in crores)

Particulars	For the year ended March 31, 2020	For the year ended March 31, 2019
Interest Income		
- From Fixed Deposits	5.59	3.54
- From Customers on amount overdue	0.04	0.05
- Others	9.73	2.96
Dividend Income		
-From Joint Ventures	12.21	5.23
- From Others	0.20	0.17
Other Non Operating Revenue (Net of expenses directly attributable to such income)		
-Staff Quarters Rent	0.64	0.72
-Liabilities Written Back	4.91	2.23
-Foreign Exchange Gain	-	-
-Misc. Receipt	2.93	5.99
Total	36.25	20.89

25. Cost of Materials Consumed

(₹ in crores)

Particulars	For the year ended March 31, 2020	For the year ended March 31, 2019
Opening stock of Raw Material	26.97	4.28
Add : Transfer from purchases	161.13	146.97
Less : Closing Stock of Raw Material	10.64	27.00
Cost of Materials Consumed	177.46	124.25
Consumables	-	-

26. Purchase of Stock-in-Trade

(₹ in crores)

Particulars	For the year ended March 31, 2020	For the year ended March 31, 2019
A. Purchases		
Precious Metal	7,524.20	11,862.48
Metals	894.55	2,068.57
Fertilizers	11,058.11	9,836.71
Minerals	1,693.04	849.42
Agro Products	2,336.43	582.58
Coal and Hydrocarbons	1,542.78	1,255.47
General Trade	10.90	27.00
Others	0.64	-
B. Stock Received/(Issued) in kind		
Precious Metals	(0.14)	(0.18)
Total	25,060.51	26,482.05

27. Changes in Inventory

(₹ in crores)

Particulars	For the year ended March 31, 2020	For the year ended March 31, 2019
A. Finished Goods		
Opening Balance	30.18	34.19
Closing Balance	46.53	31.38
Changes in Inventory of Finished Goods	(16.35)	2.81
B. Stock-In-Trade		
Opening Balance	222.76	1,672.62
Closing Balance	162.32	222.64
Changes in Inventory of Stock in Trade	60.44	1,449.98
Net (Increase) /Decrease	44.09	1,452.79



28. Employees' Benefit Expenses

(₹ in crores)

Particulars	For the year ended March 31, 2020	For the year ended March 31, 2019
a) Salaries and Wages		
Salaries and Allowances	129.62	135.30
Leave encashment	11.98	8.90
Bonus	0.40	0.18
Performance Related Pay	-	10.51
Medical Expenses	13.21	20.98
Group Insurance	0.12	0.05
Contribution to DLIS	-	0.14
Service Award	-	0.12
VR Expenses	22.87	21.39
b) Contribution to Provident Fund & Other Funds		
Provident Fund	10.13	11.80
Gratuity Fund	3.42	6.94
Family Pension Scheme	1.02	1.33
Superannuation Benefit	5.12	5.45
c) Staff Welfare Expenses	1.43	1.47
Total	199.32	224.56

29. Finance Cost

(₹ in crores)

Particulars	For the year ended March 31, 2020	For the year ended March 31, 2019
Interest Expenses	141.87	66.56
Interest Expenses on Lease	0.32	-
Premium on forward contract	-	0.14
Total	142.19	66.70

30. Depreciation And Amortization Expenses

(₹ in crores)

Particulars	For the year ended March 31, 2020	For the year ended March 31, 2019
Depreciation on PPE	5.56	4.87
Depreciation on Investment Property	0.16	0.16
Amortization of Intangible Assets	0.78	0.66
Total	6.50	5.69





31. Other Expenses

(₹ in crores)

Particulars	For the year ended March 31, 2020	For the year ended March 31, 2019
a. Operating Expenses :		
Freight	110.30	129.98
Demurrage	25.37	1.00
Clearing, Handling, Discount & Other charges	142.71	29.64
L/C negotiation and other charges	4.99	0.88
Difference in foreign exchange	(6.60)	5.37
Customs duty	546.41	725.14
Excise Duty	-	-
Packing Material	1.25	0.66
Insurance	0.08	0.27
Godown insurance	0.87	1.46
Plot and Godown rent	2.86	6.56
Provision for destinal weight and analysis risk	0.04	0.03
Sub Total (a)	828.28	900.99
b) Administrative Expenses :		
Rent	2.22	3.52
Security Expenses	3.62	3.20
Rates and taxes	2.14	1.51
Insurance	0.25	0.19
Repairs to buildings	5.11	4.46
Repairs to machinery	0.03	0.04
Repairs & Maintenance- Computers	1.63	2.05
Repairs & Maintenance - Others	0.67	0.62
Electricity & Water Charges	3.14	3.29
Advertisement & Publicity	0.90	1.62
Printing & Stationery	0.51	0.55
Postage & Courier	0.17	0.12
Telephone	1.09	1.27
Telecommunication	0.45	0.43
Travelling	1.81	3.63
Vehicle	1.48	1.89
Entertainment	0.52	0.56
Legal	11.43	7.20
Auditors' Remuneration	0.72	0.75
Bank Charges	1.88	0.98
Books & Periodicals	0.05	0.06
Trade / Sales Promotion	0.83	0.47
Subscription	0.62	0.44
Training, Seminar & Conference	0.14	0.28
Professional/Consultancy	2.48	1.83
CSR Expenditure	1.43	1.35
Difference in foreign exchange	0.80	4.04
Service Tax / GST	0.82	0.59
Exhibition and Fairs	0.76	2.21
Miscellaneous Expenses	9.33	6.63
Sub Total (b)	57.03	55.78
c) Others		
Allowance for Bad and Doubtful Debts / claims/ advances	0.49	15.96
Bad Debts/Claims/Assets written off/withdrawn	0.34	1.13
Sub Total (c)	0.83	17.09
Total (a+b+c)	886.14	973.86





32. Exceptional Items

(₹ in crores)

Particulars	For the year ended March 31, 2020	For the year ended March 31, 2019
Write-down of inventories to net realisable value and its reversal	7.49	0.80
Disposals of items of fixed assets	(0.06)	0.02
Provision for diminution in value of non current investment	33.80	-
Litigation settlements (i)	6.92	12.48
Provisions no longer required	(3.83)	(3.54)
Total	44.32	9.76

(i) Represents provision towards equity investment in SICAL Iron Ore Terminal Ltd

33. Tax Expense

(₹ in crores)

Particulars	For the year ended March 31, 2020	For the year ended March 31, 2019
Current year	1.03	33.00
Adjustments relating to prior periods	(0.12)	(0.61)
Sub Total (A)	0.91	32.39
Deferred tax expense		
Origination and reversal of temporary differences	-	4.77
Sub Total (B)	-	4.77
Total (A+B)	0.91	37.16
Tax recognised in other comprehensive income		
Particulars	For the year ended March 31, 2020	For the year ended March 31, 2019
Defined benefit plan actuarial gains (losses)	-	2.90
Total	-	2.90
Reconciliation of effective tax rates		
Particulars	For the year ended March 31, 2020	For the year ended March 31, 2019
Profit before tax	(272.80)	145.87
Enacted tax Rate (applicable to holding company)	34.94	34.94
Computed Expected Tax Expense	-	50.97
Adjustments relating to holding company :		
Non-deductible expenses	-	10.30
Tax exempt income/ any other deduction or allowable exp.	-	(18.74)
Change in estimates related to prior years	-	(0.61)
Deferred Tax	-	4.77
Adjustments relating to Subsidiary & Joint Ventures	-	(9.53)
Tax Expenses for the year	-	37.16
Adjustment : Tax effect on OCI	-	(2.90)
Net Tax Expenses for the year	-	34.26





34. Contingent Liabilities & Disclosures:

i)

(₹ in crores)

Particulars		As at 31.03.2020	As at 31.03.2019
(I)			
a)	Claims against the company not acknowledged as debts including foreign currency claim.	202.35	207.87
b)	Disputed Income Tax Demand against which ₹ 19.64 crore (P.Y. ₹ 19.08 crore) deposited.	40.59	50.40
c)	Disputed TDS demands	-	-
d)	Disputed Sales Tax Demand against which ₹ 12.36 crore (P.Y. ₹ 17.80 crore) deposited and ₹ 0.07 crore (P.Y. ₹ 0.07 crore) covered by Bank Guarantees.	202.66	203.90
e)	Disputed Service Tax Demand	107.10	101.12
f)	Disputed Central Excise demand	20.29	19.53
g)	Disputed PF demand	2.24	2.24
h)	Custom Bonds	267.08	186.77
i)	Outstanding GR-1 against which Bank Guarantee furnished of ₹ 0.73 crore (P.Y. ₹ . 0.73 crore).	1.60	1.60
j)	Claims against the company not acknowledged as debts from a foreign supplier. *	-	551.19
	Total (I)	843.91	1324.61
II)	Others on back to back basis where liability if any is to account of associate		
a)	Differential Custom Duty/Interest/Penalty etc.	166.92	166.86
	Total (II)	166.92	166.86

Movement in respect of items mentioned at S.No. (I)

(₹ in crores)

Particulars		Balance as at 31st March, 2019	Reduction during the year in respect of opening balance	Addition during the year 2019-20	Balance as at 31st March, 2020
a)	Claims against the company not acknowledged as debts including foreign currency claim.	207.87	11.17	5.66	202.35
b)	Disputed Income Tax Demand	50.40	9.81	-	40.59
c)	Disputed TDS demands	0.00	-	0.00	0.00
d)	Disputed Sales Tax Demand	203.90	1.62	0.37	202.66
e)	Disputed Service Tax Demand	101.12	0.03	6.01	107.10
f)	Disputed Central Excise demand	19.53	-	0.76	20.29
g)	Disputed PF demand	2.24	-	-	2.24
h)	Custom Bonds	186.77	68.44	148.75	267.08
i)	Outstanding GR-1	1.60	-	-	1.60
j)	Claims against the company not acknowledged as debts including foreign supplier.	551.19	551.19	-	-
	Total	1,324.61	642.26	161.55	843.91



Movement in respect of items mentioned at S.No. (II)

	Particulars	Balance as at 31st March, 2019	Reduction during the year in respect of opening balance	Addition during the year 2019-20	Balance as at 31st March, 2020
a)	Differential Custom Duty/Interest/Penalty etc.	166.86	-	0.05	166.92
	Total	166.86	-	0.05	166.92

Share in Contingent Liabilities of Joint Ventures

(₹ in crores)

Sl.No.	Particulars	For the year ended March 31, 2020	For the year ended March 31, 2019
1	MMTC PAMP India Pvt. Limited	7.68	2.25
2	SICAL Iron Ore Terminal Limited	NA	2.98
3	Neelachal Ispat Nigam Limited	NA	252.42
4	Free Trade Ware- housing Pvt. Ltd.	NA	-

NA—Audited Financial Statements for 2019-20 not received

* The claim by a foreign supplier relating to import of coking coal for supply to NINL (a JV company) for an amount of USD 7.872 crore and cost of arbitration USD 0.098 crore along with interest thereon @ 7.50% p.a. from 30.9.2009 to 12.5.2014 and post award interest @ 15% p.a. from 1st June, 2014 until payment. The Arbitration award was against MMTC. The company filed petition before the Hon'ble Delhi High Court under section 34 of the Arbitration and Conciliation Act, 1996 against the final award which was not allowed. Against this decision of the court, the company filed an appeal before Hon'ble Division Bench of Delhi High Court which has been decided in favour of the Company vide order dated 2nd March, 2020 by setting aside the order of the Single Judge as well as the arbitration award.

The claimant had filed a separate execution petition before single bench of Delhi High Court for decree of arbitration award in their favour. In compliance with the order dated 22.5.2019 passed by the Hon'ble Delhi High Court, the Company deposited the title deeds of immovable properties with the Registrar. The company filed application seeking inter alia dismissal of the execution /enforcement petition filed by the claimant. The claimant submitted that they are presently in the process of assailing the decision of the Division Bench to set aside the award, by preferring a Special Leave Petition before the Hon'ble Supreme Court. The Court vide its order dated 15th July, 2020 dismissed the enforcement petition as infructuous and ordered that the title deeds deposited by the company will be retained by the Registrar General of the Delhi High Court for a further period of 12 weeks and will be thereafter released to the company, subject to any orders passed by the Hon'ble Supreme Court in this regard. The claimant has not yet filed any SLP as on date.

As per the legal opinion taken by the company, the liability, if any on account of this claim is to be borne by NINL.

- i) Guarantees issued by Banks on behalf of the Company ₹ 3.87 crore (P.Y. ₹ 3.81 crore) in favour of customer towards performance of contracts against which backup guarantees amounting to ₹ 0.59 crore (P.Y. ₹ 0.59 crore) have been obtained from associate suppliers.
- ii) Letters of Credit opened by the Company remaining outstanding ₹ 100.54 crore (P.Y. ₹ 99.57 crore).
- iii) Corporate Guarantees of ₹ 1345.82 crore (P.Y. ₹ 1345.82 crore) given by the company in favour of financial institutions/banks on behalf of Neelachal Ispat Nigam Limited (NINL), a Joint Venture Company, for securing principal and interest in respect of loans to NINL.
- iv) In some of the cases, amounts included under contingent liabilities relate to commodities handled on Govt. of India's account and hence the same would be recoverable from the Govt. of India.
- v) Additional liability, if any, on account of sales tax demands on completion of assessments, disputed claims of some employees, non-deduction of Provident Fund by Handling Agents/Contractors, disputed rent and interest/penalty/legal costs etc., in respect of amounts indicated as contingent liabilities being indeterminable, not considered.

35. Commitments

Capital Commitments: Estimated amount of contracts including foreign currency contracts net of advances remaining to be executed on capital account and not provided for is ₹ Nil (P.Y. ₹ Nil crore).

Capital commitment in respect of investment in joint venture ₹ Nil crore (P.Y. ₹ Nil crore).




Share in Capital Commitments of Joint Ventures :-

(₹ in crores)

Sl.No.	Particulars	For the year ended March 31, 2020	For the year ended March 31, 2019
1	MMTC PAMP India Pvt. Limited	8.08	0.63
2	SICAL Iron Ore Terminal Limited	NA	-
3	Neelachal Ispat Nigam Limited	NA	60.57
4	Free Trade Ware- housing Pvt. Ltd.	NA	2.21

NA – Audited Financial Statements for 2019-20 not received

36. General Disclosures :-

- a) (i) Following goods on account of un-billed purchases are held by the Company under deposit and shown under other current assets (note no. 11 (B)) as well as other current liabilities (note no.21).

Items	31.03.2020		30.03.2019	
	Qty	Value	Qty	Value
Gold (in Kgs)	467.00	181.98	515.00	147.80
Gold Jewellery (in Grams)	-	-	-	-
Silver (in Kgs)	15,135.22	56.19	22,703.85	79.22
TOTAL	15,602.22	238.18	23,218.85	227.02

- (ii) 7970.788 kgs of un-refined Silver is lying is DRO as on 31.3.2020 on behalf of Shri Mata Veshno Devi Shrine Board. The value of the stock cannot be ascertained as fineness of the Silver is not known.
- b) The company has taken decision to replace the existing ERP Package due to various changes taken place in the business model in the recent years and to also to meet the latest statutory requirements.
- c) Investment in and advances to Neelachallspat Nigam Ltd (NINL)-Joint Venture company :-
- (i) The company alongwith Government of Odisha has set up a 1.1 MT integrated steel plant in Odisha and invested ₹ 459.11 crore (P.Y. ₹ 379.69 crore) (Note 6) towards 49.78% in equity capital in NINL. The Government of India (CCEA) has accorded 'in principle' approval on 8th January, 2020 for strategic divestment of equity investment held by MMTC and other Central/State PSUs. The process of divestment is underway through Department of Investment and Public Asset Management (DIPAM).
- (ii) The company has been extending, from time to time, short term credit facility (cash credit) to NINL upto a limit of ₹ 1425.00 crore for its day to day operational activities on continuing basis. In addition, a trade related financial facility to the extent of ₹ 1875.00 crore has also been extended. Against this, outstanding under Other Assets (advances to related parties) (note 11) is ₹ 3221.00 crore (P.Y. ₹ 2594.57 crore) inclusive of interest of ₹ 252.18 crore not recognised as income for 2019-20 as against total net worth of the company of ₹ 1184.15 crore as on 31.03.2020.
- (iii) Reconciliation of accounts with NINL duly signed by MMTC & NINL has been done upto 31.12.2019 with outstanding balance of ₹ 3116.34 crore. However, reconciliation for Jan-Mar 2020 could not be completed with NINL due to CoVID 19 pandemic and lockdown in Odisha, though the Company has provided all documents and information to NINL. NINL's confirmation of balance of ₹ 3221.00 crore as on 31.3.2020 is pending.
- (iv) The company has also given corporate guarantees amounting to ₹ 1345.82 crore (P.Y. ₹ 1345.82 crore) in favour of FIs/Banks/others to secure the loans availed by NINL (note 34 (iii)).
- (v) The company has been recognising trade related interest during earlier years on accrual basis and is included in the outstanding advances. However, during 2019-20 interest of ₹ 252.18 cr is not recognised as income due to uncertainty in its realisation from NINL as the plant is shut down and NINL is under divestment through DIPAM.
- (vi) NINL have given corporate guarantee of ₹ 2800.00 crore (P.Y. ₹ 1975.00 crore) to the company to secure credit facilities extended to them from time to time.
- (vii) During the year, the company has released ₹ 79.42 crore towards additional equity capital on 5.4.2019 against Ministry of Commerce approval dated 4th May 2018 for infusing total additional equity of ₹ 149.34 crore.
- (viii) NINL has been incurring losses for last 8 years and its net worth has become negative ₹ (-)1625 crore as on 31.12.2019 (as per limited reviewed results)(P.Y. ₹ (-) 956.49 crore as on 31.3.2019). Audited financial statements of NINL as on 31.3.2020 are not available as NINL is yet to finalise its accounts for the year 2019-20.
- (ix) Considering the likely valuations of NINL and divestment proceeds, the Management has considered its investment and advances as good.
- d) The Company has filed a recovery suit of ₹ 31.40 crore against M/s AIPL in respect of Mint sale transaction (P.Y. ₹ 31.40 crore) which included overdue interest of ₹ 2.95 crore (P.Y. ₹ 2.95 crore) which has been decreed in favour of the Company. M/s AIPL



have also filed a suit against Government Mint/MMTC for damages of ₹ 167.20 crore (P.Y. ₹ 167.20 crore) which is not tenable as per legal opinion and is being contested.

- e) Under Price Stabilization Scheme of the Government of India to create Buffer Stock of onion, MMTC imported onion from July 2019 onwards until 31.03.2020. As per the scheme MMTC's trading margin has been fixed at 1.5% on C&F cost at the time of sale and all expenses related to the import shall be to the account of Govt. The difference between the sale realisation and cost incurred including MMTC's margin has been shown as claim receivables from Govt. which will be adjusted with the advance received from Govt after submission of accounts to DoCA upon complete liquidation of material. The stocks have been stored in CWC/SWC/Other godowns in Mumbai.
- f) A claim for ₹ 1.53 crore (P.Y. ₹ 1.53 crore) against an associate on account of damaged imported Polyester is pending for which a provision of ₹ 1.53 crore (P.Y. ₹ 1.53 crore) exists in the accounts after taking into account the EMD and other payables. The company has requested customs for abandonment which is pending for adjudication. A criminal & civil suit has been filed against the Associate.
- g) At RO Mumbai, during the year 2011-12, a foreign supplier has submitted forged shipping documents through banking channels to obtain payment of ₹ 4.12 crore (P.Y. ₹ 3.77 crore) without making delivery of the material (copper). However, the company has obtained an interim stay restraining the bank from making the payment under the letter of credit which was vacated and Indian bank had to make payment to the foreign bank. The matter is still pending in the court. The same supplier is also fraudulently holding on to the master bills of lading of another shipment of copper which would enable the Regional Office, Mumbai to take delivery and possession of goods valued at ₹ 8.60 crore (P.Y. ₹ 8.60 crore), already paid for and after adjustment of EMD & payables provision for the balance amount has been made during the year 2014-15.
- h) At RO Hyderabad, fake bills of lading covering two shipments of copper valued at ₹ 3.75 crore (P.Y. ₹ 3.75 crore) were received during 2011-12 through banking channels against which no material was received. The foreign supplier has been paid in full through letter of credit after the company received full payment from its Indian customer. The company has initiated legal action against the foreign supplier. The amount of ₹ 4.44 crore for this transaction received in full and final settlement from the local buyer which includes in Advance received from customer under other non-current liabilities.
- i) Hon'ble Delhi High Court has directed the Company to deposit ₹ 39.62 crore (P.Y. ₹ 39.62 crore) stated to be receivable by one of the Company's coal suppliers as per their books of accounts from MMTC in a case relating to execution of decree filed by a foreign party against the coal supplier. MMTC has filed application and counter affidavit stating that the supplier's contractual obligations are yet to be discharged and MMTC is unable to deposit any amount at this stage. Any amount found payable to the supplier after resolution of all issues, the same will be deposited with the court instead of releasing to the supplier without any liability on MMTC. The hearings are in progress and next date of hearing 7.8.2020.

37. Financial Instruments- Fair Values and Risk Management

37.1 Financial Instruments by Categories

The following tables show the carrying amounts and fair values of financial assets and financial liabilities by categories. It does not include fair value information for financial assets and financial liabilities not measured at fair value if the carrying amount is a reasonable approximation of fair value.

(₹ in crore as at March 31, 2020)

Particulars	Amortized cost	Financial assets/ liabilities at fair value through profit or loss	Financial assets/ liabilities at fair value through OCI	Total carrying value	Total fair value
Assets:					
Investments in Equity Instruments (Ref Note No.6)			1.16	1.16	1.16
Cash & Cash Equivalents (Ref Note No. 13)	74.65			74.65	
Trade Receivable (Ref Note No. 7)	2046.99			2046.99	
Employee Loans (Ref Note No. 8)	6.49			6.49	
Loans to related party (Ref Note No. 8)	0.00			0.00	
Security Deposits & Other Loans (Ref Note No. 8)	1.88			1.88	
Security Deposits (Ref Note No. 11)	13.33			13.33	
Other Financial Assets (Ref Note No. 9)	14.31			14.31	
Liabilities:					
Trade Payable (Ref Note No. 18)	665.60			665.60	
Borrowings (Ref Note No.17)	3682.84			3682.84	
Other Financial Liabilities (Ref Note No. 19)	200.19			200.19	





(₹ in crore as at March 31, 2019)

Particulars	Amortized cost	Financial assets/ liabilities at fair value through profit or loss	Financial assets/ liabilities at fair value through OCI	Total carrying value	Total fair value
Assets:					
Investments in Equity Instruments (Ref Note No.6)	-	-	2.38	1.16	2.38
Cash & Cash Equivalents (Ref Note No. 13)	43.94			43.94	
Trade Receivable (Ref Note No. 7)	427.49			427.49	
Employee Loans (Ref Note No. 8)	8.20			8.20	
Loans to related party (Ref Note No. 8)	0.00			0.00	
Security Deposits & Other Loans (Ref Note No. 8)	2.04			2.04	
Security Deposits (Ref Note No. 11)	7.52			7.52	
Other Financial Assets (Ref Note No. 9)	8.32			8.32	
Liabilities:					
Trade Payable (Ref Note No. 18)	1139.04			1139.04	
Borrowings (Ref Note No.17)	961.49			961.49	
Other Financial Liabilities (Ref Note No. 19)	180.62			180.62	

37.2 Fair Value Hierarchy

- Level 1 - Level 1 hierarchy includes financial instruments measured using quoted prices (unadjusted) in active markets.
- Level 2 - Level 2 hierarchy includes financial instruments measured using inputs other than quoted prices included within Level 1 that are observable for the asset or liability, either directly (i.e. as prices) or indirectly (i.e. derived from prices).
- Level 3 - Level 3 hierarchy includes financial instruments measured using inputs that are not based on observable market data (unobservable inputs).

The following tables present fair value hierarchy of assets and liabilities measured at fair value:

(₹ in crore as at March 31, 2020)

Particulars	Level 1	Level 2	Level 3	Total	Valuation Technique and key inputs	Significant unobservable inputs
Financial Assets						
Financial Investments at FVTOCI						
Investment in Equity Instruments (BSE)	1.16			1.16		Quoted Price
Investment in Equity Instruments (ICEX)			7.84	7.84	Book Value adopted as best estimate of Fair Value.	
Total	1.16	-	7.84	9.00		





(₹ in crore as at March 31, 2019)

Particulars	Level 1	Level 2	Level 3	Total	Valuation Technique and key inputs	Significant unobservable inputs
Financial Assets						
Financial Investments at FVTOCI						
Investment in Equity Instruments (BSE)	2.38			2.38		Quoted Price
Investment in Equity Instruments (ICEX)			16.00	16.00	Cost adopted as best estimate of Fair Value.	
Total	2.38	-	16.00	18.38		

37.3 Financial risk management, objectives and policies

The company's activities expose it to the following financial risks:

- market risk
- credit risk and
- liquidity risk.

The company has not arranged funds that have any interest rate risk.

a) Market risk

(i) Foreign Exchange Risk

The company has import and export transactions and hence has foreign exchange risk primarily with respect to the US\$. The company has not arranged funds through long term borrowings. The short term foreign currency loans (buyer's credit) availed from banks are fixed interest rate borrowings. As a result, the company does not have any interest rate risk. The company's risk management policy is to use hedging instruments to hedge the risk of foreign exchange.

The company uses foreign exchange forward contracts to hedge its exposure in foreign currency risk. The company designates the spot element of forward contracts with reference to relevant spot market exchange rate. The difference between the contracted forward and the spot market exchange rate is treated as the forward element. The changes in the spot exchange rate of hedging instrument that relate to the hedged item is deferred in the cash flow hedge reserve and recognized against the related hedged transaction when it occurs. The forward element of forward exchange contract is deferred in cost of hedging reserve and is recognized to the extent of change in forward element when the transaction occurs.

The following tables show the summary of quantitative data about the company's exposure to foreign currency risk from financial instruments expressed in ₹ :

(₹ in crore as at March 31, 2020)

Particulars	US Dollars (in Equiv INR)	Other Currencies (in Equiv INR)	Total
Cash & cash equivalents	110.20	-	110.20
Trade Receivable	121.64	-	121.64
Demurrage / Despatch Receivable	5.17	-	5.17
Other Receivable	13.40	-	13.40
Total Receivable in foreign currency	250.41	-	250.41
Foreign Currency Loan payable	344.91	-	344.91
Interest on foreign currency loan payable	1.30	-	1.30
Trade Payables	45.28	-	45.28
Freight Demurrage / Despatch Payable	16.88	-	16.88
Provision towards Litigation Settlement	-	-	-
Others	0.46	-	0.46
Total Payable in Foreign Currency	408.83	-	408.83





The company has no exposure in respect of foreign currency receivable/payable since loss/gain is to the account of the Associate supplier/customer except on provision towards litigation settlement where matter is still under dispute. Also the company has taken forward exchange contracts in respect of payables at the risk and cost of the associate.

(₹ in crore as at March 31, 2019)

Particulars	US Dollars (In Equiv INR)	Other Currencies (In Equiv INR)	Total
Cash & cash equivalents	79.13	-	79.13
Trade Receivable	307.74	-	307.74
Demurrage / Despatch Receivable	4.78	-	4.78
Other Receivable	1.62	-	1.62
Total Receivable in foreign currency	393.27	-	393.27
Foreign Currency Loan payable	320.70	-	320.70
Interest on foreign currency loan payable	3.24	-	3.24
Trade Payables	542.39	-	542.39
Freight Demurrage / Despatch Payable	26.02	-	26.02
Provision towards Litigation Settlement	0.42	-	0.42
Others	5.84	-	5.84
Total Payable in Foreign Currency	898.61	-	898.61

The company has no exposure in respect of foreign currency receivable/payable since loss/gain is to the account of the Associate supplier/customer except on provision towards litigation settlement where matter is still under dispute. Also the company has taken forward exchange contracts in respect of payables at the risk and cost of the associate.

Sensitivity:

As of March 31, 2020 and March 31, 2019, every 1% increase or decrease of the respective foreign currencies compared to our functional currency would impact our profit before tax by approximately ₹ NIL and ₹ NIL, respectively.

(i) Price Risk

The company's exposure to equity securities price risk arises from investments held by the company and classified in balance sheet as at fair value through other comprehensive income. Out of the two securities held by the company, one is listed in NSE and the other (ICEX) is not listed.

As of March 31, 2020 and March 31, 2019, every 1% increase or decrease of the respective equity prices would impact other component of equity by approximately ₹ 0.12 crore and ₹ 0.18 crore, respectively. It has no impact on profit or loss.

b) Credit Risk

Credit risk refers to the risk of default on its obligation by a counter party resulting in a financial loss. The maximum exposure to the credit risk at the reporting date is primarily from trade receivables. Accordingly, credit risk from trade receivables has been separately evaluated from all other financial assets in the following paragraphs.

Trade Receivables

The company's outstanding trade receivables are mostly secured through letter of credit/BG except in respect of JV's and Govt of India.

Impairment on trade receivables is recognized based on expected credit loss in accordance with provisions of IndAS 109. The company's historical experience for customers, present economic condition and present performance of the customers, future outlook for the industry etc. are taken into account for the purposes of expected credit loss.





Credit risk exposure

An analysis of age of trade receivables at each reporting date is summarized as follows:

(₹ in crore as at March 31, 2020)

Particulars	Gross amount	Impairment	Carrying Value
Not due	176.54	-	176.54
Overdue for less than one month	261.77	-	261.77
Overdue for more than one month upto two months	498.91	-	498.91
Overdue for more than two months upto three months	859.38	-	859.38
Overdue for more three months upto six months	114.45	-	114.45
Overdue for more than six months	524.91	388.97	135.94
Total	2,435.96	388.97	2,046.99

(₹ in crore as at March 31, 2019)

Particulars	Gross amount	Impairment	Carrying Value
Not due	331.34	-	331.34
Overdue for less than one month	11.54	-	11.54
Overdue for more than one month upto two months	7.18	-	7.18
Overdue for more than two months upto three months	15.28	-	15.28
Overdue for more three months upto six months	6.98	-	6.98
Overdue for more than six months	446.37	391.20	55.17
Total	818.69	391.20	427.49

Trade receivables are generally considered credit impaired when overdue for more than three years (except government dues), unless the amount is considered receivable, when recoverability is considered doubtful based on the recovery analysis performed by the company for individual trade receivables. The company considers that all the above financial assets that are not impaired though overdue are of good credit quality.

With regard to certain trade receivables, the company has equivalent trade payables to associate suppliers which are payable on realization of trade receivables. Such trade receivables are considered not impaired though past due.

Other financial assets

Credit risk relating to cash and cash equivalents is considered negligible because our counter parties are banks. We consider the credit quality of term deposits with scheduled banks which are subject to the regulatory oversight of the Reserve Bank of India to be good, and we review these banking relationships on an ongoing basis. Credit risk related to employee loans are considered negligible since major loans like house building loans, vehicle loans etc are secured against the property for which loan is granted to the employees. The other employee loans are covered under personal guarantee of concerned employees along with surety bonds of other serving employees. There are no impairment provisions as at each reporting date against these financial assets. We consider all the above financial assets as at the reporting dates to be of good credit quality.

c) Liquidity Risk

Our liquidity needs are monitored on the basis of monthly and yearly projections. The company's principal sources of liquidity are cash and cash equivalents, cash generated from operations and availability of funding through an adequate amount of committed credit facilities to meet obligations when due.

Due to the dynamic nature of underlying businesses, the company maintains flexibility in funding by maintaining availability under committed credit lines.

Short term liquidity requirements consists mainly of sundry creditors, expense payable, employee dues arising during the normal course of business as of each reporting date. The company maintains sufficient balance in cash and cash equivalents to meet short term liquidity requirements.





The company assesses long term liquidity requirements on a periodical basis and manages them through internal accruals and committed credit lines.

The table below provides details regarding the contractual maturities of non-derivative financial liabilities. The table has been drawn up based on the undiscounted cash flows of financial liabilities based on the earliest date on which the company can be required to pay. The table includes both principal & interest cash flows.

(₹ in crore as at March 31, 2020)

Particulars	Less than 6 months	6 months to 1 year	1-3 years	3-5 years	More than 5 years	Total
Trade Payables	665.60					665.60
Short term borrowings	3682.84					3682.84
Other Financial Liabilities	200.19					200.19
Total	4548.63	-	-	-	-	4548.63

(₹ in crore as at March 31, 2019)

Particulars	Less than 6 months	6 months to 1 year	1-3 years	3-5 years	More than 5 years	Total
Trade Payables	1139.04					1139.04
Short term borrowings	961.49					961.49
Other Financial Liabilities	180.62					180.62
Total	2281.15	-	-	-	-	2281.15

38. Impact of Hedging Activities

38.1 Cash Flow Hedge

As at 31st March 2020 there was no outstanding Hedging Instrument on account of the company.

38.2 Fair Value Hedge

As per the Risk Management Policy, the company enters into forward contracts with commodity exchanges to hedge against price fluctuations in gold and silver inventories. The gain or loss on the hedging instrument is recognized in profit or loss. The hedging gain or loss on the hedged item adjusts the carrying amount of the hedged item and is recognised in profit or loss.

a. Disclosure of effects of hedge accounting on financial position for hedging instruments:

(₹ in crore as at March 31, 2020)

Type of Hedge and risk	Carrying amount of hedging instrument		Change in fair value of hedging instrument used as the basis for recognizing hedge ineffectiveness for the period	Nominal amounts of the hedging instruments	
	Assets	Liabilities		Liabilities (kgs)	Value
Fair Value hedge					
Price Risk					
Forward contract to sell gold				176	51.35





(₹ in crore as at March 31, 2019)

Type of Hedge and risk	Carrying amount of hedging instrument		Change in fair value of hedging instrument used as the basis for recognizing hedge ineffectiveness for the period	Nominal amounts of the hedging instruments	
	Assets	Liabilities		Liabilities (kgs)	Value
Fair Value hedge					
Price Risk					
Forward contract to sell gold & silver				120	41.55

b. Disclosure of effects of hedge accounting on financial position for hedged items:

(₹ in crore as at March 31, 2020)

Type of Hedge and risk	Carrying amount of hedged item		Accumulated amount of hedge adjustments on the hedged item included in the carrying amount of hedged item	Line item in the Balance Sheet in which the hedged item is included	Changes in value used as the basis for recognizing hedge ineffectiveness	Accumulated amount of hedge adjustments remaining in the balance sheet for any hedged items that have ceased to be adjusted for hedging gains and losses (para 6.5.10 of IndAS 109)
Fair Value hedge						
Price Risk						
Inventory of gold	-	-	-	Inventories	-	-

(₹ in crore as at March 31, 2019)

Type of Hedge and risk	Carrying amount of hedged item		Accumulated amount of hedge adjustments on the hedged item included in the carrying amount of hedged item	Line item in the Balance Sheet in which the hedged item is included	Changes in value used as the basis for recognizing hedge ineffectiveness	Accumulated amount of hedge adjustments remaining in the balance sheet for any hedged items that have ceased to be adjusted for hedging gains and losses (para 6.5.10 of IndAS 109)
Fair Value hedge						
Price Risk						
Inventory of gold	-	-	-	Inventories	-	-

39. Disclosure in respect of Indian Accounting Standard (Ind AS)-36 “Impairment of assets”

During the year, the company assessed the impairment loss of assets and accordingly provision towards impairment in the value of PPE amounting to ₹ Nil crores (P.Y. ₹ 0.27 crore) has been made during the year.

40. Disclosure in respect of Indian Accounting Standard (Ind AS)-19 “Employee Benefits”

40.1 General description of various employee’s benefits schemes are as under:

a) Gratuity:

Gratuity is paid to all employees on retirement/separation based on the number of years of service. The scheme is funded by the Company and is managed by a separate Trust through LIC. In case of MICA division employees the scheme is managed directly by the company through LIC. The scheme is funded by the company and the liability is recognized on the basis of contribution payable to the insurer, i.e., the Life Insurance Corporation of India, however, the disclosure of information as required under Ind AS-19 have been made in accordance with the actuarial valuation.





As per Actuarial Valuation company's expected contribution for FY 2020-21 towards the Gratuity Fund Contribution is ₹ 4.29 crore (P.Y. ₹ 4.88 crore). However, the company is making contribution to the fund as per the demand made by Life Insurance Corporation of India.

b) Leave Compensation:

Payable on separation to eligible employees who have accumulated earned and half pay leave. Encashment of accumulated earned leave is also allowed during service leaving a minimum balance of 15 days twice in a year. The liability on this account is recognized on the basis of actuarial valuation.

c) Long Service Benefits: Long Service Benefits payable to the employees are as under-

(i) Service Award:

Service Award amounting to 3,500/- for each completed year of service is payable to the employees on superannuation/voluntary retirement scheme.

(ii) Compassionate Gratuity

Compassionate Gratuity amounting to 50,000/- is payable in lump-sum to the dependants of the employee on death while in service.

(iii) Employees' Family Benefit Scheme

Payments under Employees' Family Benefit Scheme is payable to the dependants of the employee who dies in service till the notional date of superannuation. A monthly benefit @ 40% of Basic Pay & DA last drawn subject to a maximum of 12,000/- on rendering service of less than 20 years and similarly a monthly benefit @ 50% of Basic Pay & DA last drawn subject to maximum 12,000/- on rendering service of 20 years or more at the time of death.

(iv) Special Benefit to MICA Division employees amounting to 5,00,000/- (Officer), 4,00,000/- (Staff) and 3,00,000/- (Worker) upon retirement

The summarized position of various defined benefits recognized in the Statement of Profit & Loss, Other Comprehensive Income (OCI) and Balance Sheet & other disclosures are as under:

Net defined benefit obligation

(₹ in crore)

Particulars		Gratuity	Earned Leave	Sick Leave	Long Service Award	Special Benefit	Compassionate Gratuity	Employee Family Benefit
		(Funded)	(Non-Funded)	(Non-Funded)	(Non-Funded)	(Non-Funded)	(Non-Funded)	(Non-Funded)
Defined Benefit Obligation	C.Y.	98.90	14.44	21.89	4.85	2.15	0.16	4.02
	P.Y.	105.48	18.03	23.32	5.70	2.30	0.16	4.00
Fair Value of Plan Assets	C.Y.	87.78	-	-	-	-	-	-
	P.Y.	99.20	-	-	-	-	-	-
Funded Status [Surplus/(Deficit)]	C.Y.		-	-	-	-	-	-
	P.Y.		-	-	-	-	-	-
Effect of asset ceiling	C.Y.		-	-	-	-	-	-
	P.Y.		-	-	-	-	-	-
Net Defined Benefit Assets/(Liabilities)	C.Y.	(11.12)	(14.44)	(21.89)	(4.85)	(2.15)	(0.16)	(4.02)
	P.Y.	(6.28)	(18.03)	(23.32)	(5.70)	(2.30)	(0.16)	(4.00)

Movement in defined benefit obligation

(₹ in crore)

Particulars		Gratuity	Earned Leave	Sick Leave	Long Service Award	Special Benefit	Compassionate Gratuity	Employee Family Benefit
		(Funded)	(Non-Funded)	(Non-Funded)	(Non-Funded)	(Non-Funded)	(Non-Funded)	(Non-Funded)
Defined benefit obligation- Beginning of the year	C.Y.	105.48	18.03	23.32	5.70	2.30	0.16	4.00
	P.Y.	111.61	16.53	26.01	6.88	2.65	0.16	4.61
Current service cost	C.Y.	2.97	0.71	0.95	0.17	0.06		
	P.Y.	3.20	0.76	0.99	0.19	0.07		
Past Service Cost	C.Y.	0.00	-					
	P.Y.	0.00	-					
Interest Cost	C.Y.	7.90	1.37	1.78	0.43	0.18		
	P.Y.	8.36	1.26	1.98	0.52	0.20		
Benefits Paid	C.Y.	(28.42)	(12.47)	(4.35)	(1.73)	(0.42)		
	P.Y.	(27.43)	(6.01)	(4.08)	(1.74)	(0.54)		
Re-measurements - actuarial loss/(gain)	C.Y.	10.97	6.79	0.19	0.27	0.03	0.00	0.02
	P.Y.	9.74	5.49	(1.58)	(0.16)	(0.08)	(0.00)	(0.61)
Defined benefit obligation- End of the year	C.Y.	98.90	14.44	21.89	4.85	2.15	0.16	4.02
	P.Y.	105.48	18.03	23.32	5.70	2.30	0.16	4.00




Movement in plan asset

(₹ in crore)

Particulars	Gratuity (Funded)	
	31.03.2020	31.03.2019
Fair value of plan assets at beginning of year	99.20	67.64
Interest income	7.50	5.06
Employer contributions	9.51	52.28
Benefits paid	(28.42)	(27.43)
Re-measurements - Actuarial (loss)/ gain	(0.00)	1.65
Fair value of plan assets at end of year	87.78	99.20

Amount Recognized in Statement of Profit and Loss

(₹ in crore)

Particulars		Gratuity	Earned Leave	Sick Leave	Long Service Award	Special Benefit	Compassionate Gratuity	Employee Family Benefit
		(Funded)	(Non-Funded)	(Non-Funded)	(Non-Funded)	(Non-Funded)	(Non-Funded)	(Non-Funded)
Current service cost	C.Y.	2.97	0.71	0.95	0.17	0.06		
	P.Y.	3.20	0.76	0.99	0.19	0.07		
Past Service Cost – Plan Amendment	C.Y.	0.00	-	-	-	-		
	P.Y.		-	-	-	-		
Service Cost (A)	C.Y.	2.97	0.71	0.95	0.17	0.06		
	P.Y.	3.20	0.76	0.99	0.19	0.07		
Net Interest on Net Defined Benefit Liability/(assets) (B)	C.Y.	0.42	1.37	1.78	0.43	0.18		
	P.Y.	3.30	1.26	1.98	0.52	0.20		
Net actuarial (gain) / loss recognized in the period	C.Y.	-	6.79	0.19	-	-	0.00	0.02
	P.Y.	-	5.49	(1.58)	-	-	(0.00)	(0.61)
Cost Recognized in P&L (A+B)	C.Y.	3.39	8.87	2.92	0.60	0.24	0.00	0.02
	P.Y.	6.49	7.51	1.40	0.72	0.27	(0.00)	(0.61)

Amount Recognized in Statement of Profit and Loss

(₹ in crore)

Particulars		Gratuity	Earned Leave	Sick Leave	Long Service Award	Special Benefit	Compassionate Gratuity	Employee Family Benefit
		(Funded)	(Non-Funded)	(Non-Funded)	(Non-Funded)	(Non-Funded)	(Non-Funded)	(Non-Funded)
Actuarial gain/(loss) due to DBO Experience	C.Y.	10.97			0.09	(0.08)		
	P.Y.	9.74	-	-	0.15	0.08	-	-
Actuarial gain/(loss) due to assumption changes	C.Y.	-	-	-	0.18	0.11	-	-
	P.Y.	-	-	-	0.00	0.00	-	-
Actuarial gain/(loss) arising during the period (A)	C.Y.	10.97	-	-	0.27	0.03	-	-
	P.Y.	9.74	-	-	0.15	0.08	-	-
Return on Plan assets (greater)/less than discount rate (B)	C.Y.	(0.01)	-	-	-	-	-	-
	P.Y.	(1.65)	-	-	-	-	-	-
Actuarial gain/(loss) recognized in OCI (A+B)	C.Y.	10.96	-	-	0.27	0.03	-	-
	P.Y.	8.09	-	-	0.15	0.08	-	-





Sensitivity Analysis

(₹ in crore as at March 31, 2020)

Assumption	Change in Assumption	Gratuity	Earned Leave	Sick Leave	Long Service Benefits	Special Benefit	Compassionate Gratuity	Employee Family Benefit
		(Funded)	(Non Funded)	(Non Funded)	(Non Funded)	(Non Funded)	(Non Funded)	(Non Funded)
Discount rate	0.50%	(2.28)	(0.37)	(0.50)	(0.09)	(0.05)	-	-
	-0.50%	2.40	0.39	0.53	0.10	0.05	-	-
Salary growth rate	0.50%	2.40	0.39	0.53	-	-	-	-
	-0.50%	(2.30)	(0.37)	(0.51)	-	-	-	-

(₹ in crore as at March 31, 2019)

Assumption	Gratuity		Change in Assumption	Earned Leave	Sick Leave	Long Service Benefits	Special Benefit	Compassionate Gratuity	Employee Family Benefit
	Change in Assumption	(Funded)							
Discount rate	1.00%	(4.32)	0.50%	(0.43)	(0.50)	(0.11)	(0.05)	-	-
	-1.00%	4.69	-0.50%	0.45	0.53	0.11	0.06	-	-
Salary growth rate-	1.00%	4.11	0.50%	0.46	0.53	-	-	-	-
	1.00%	(3.83)	-0.50%	(0.43)	(0.51)	-	-	-	-

Actuarial Assumption

Assumption		Gratuity	Earned Leave	Sick Leave	Long Service Benefits	Special Benefit	Compassionate Gratuity	Employee Family Benefit
		(Funded)	(Non Funded)	(Non Funded)	(Non Funded)	(Non Funded)	(Non Funded)	(Non Funded)
Method used	C.Y.	Projected Unit Credit	Projected Unit Credit	Projected Unit Credit	Projected Unit Credit	Projected Unit Credit	Projected Unit Credit	Projected Unit Credit
	P.Y.	Projected Unit Credit	Projected Unit Credit	Projected Unit Credit	Projected Unit Credit	Projected Unit Credit	Projected Unit Credit	Projected Unit Credit
Discount rate	C.Y.	6.60%	6.60%	6.60%	6.60%	6.60%	6.60%	6.60%
	P.Y.	7.00%	7.62%	7.62%	7.62%	7.62%	7.62%	7.62%
Rate of salary increase	C.Y.	6.00%	6.00%	6.00%	-	-	-	-
	P.Y.	6.00%	6.00%	6.00%	-	-	-	-
Mortality rate	C.Y.	IALM (2012-14)	IALM (2012-14)	IALM (2012-14)	IALM (2012-14)	IALM (2012-14)	IALM (2012-14)	IALM (2012-14)
	P.Y.	IALM (2006-08)	IALM (2006-08)	IALM (2006-08)	IALM (2006-08)	IALM (2006-08)	IALM (2006-08)	IALM (2006-08)

Expected Benefit Payments

(₹ in crore)

Sr. No.	Year of payment	Gratuity	Earned Leave	Sick Leave	Long Service Benefits	Special Benefit	Compassionate Gratuity	Employee Family Benefit
		(Funded)	(Non Funded)	(Non Funded)	(Non Funded)	(Non Funded)	(Non Funded)	(Non Funded)
1	0 to 1 Year	15.05	2.75	3.62	0.97	0.43	-	-
2	1 to 2 Year	14.59	2.22	3.69	0.80	0.34	-	-
3	2 to 3 Year	10.89	1.64	2.43	0.57	0.38	-	-
4	3 to 4 Year	11.09	1.24	2.74	0.55	0.26	-	-
5	4 to 5 Year	8.16	1.15	1.60	0.39	0.22	-	-
6	5 to 6 Year	6.25	0.74	1.35	0.27	0.32	-	-
7	6 Year onwards	32.86	4.70	6.45	1.30	0.21	-	-





Category of investment in Plan assets

Category of Investment	% of fair value of plan assets
Insured benefits	100%

- d) **Provident Fund:** The Company's contribution paid/payable during the year to Provident Fund and the liability is recognized on accrual basis. The Company's Provident Fund Trust is exempted under Section 17 of Employees' Provident Fund and Miscellaneous Provisions Act, 1952. The conditions for grant of exemptions stipulate that the employer shall make good deficiency, if any, in the interest rate declared by the Trusts vis-à-vis statutory rate. The company does not anticipate any further obligations in the near foreseeable future having regard to the assets of the funds and return on investment.
- e) **Superannuation Pension Benefit** – During the year, the Company has recognized ₹ 5.09 crore (P.Y. ₹ 5.43 crore) towards Defined Contribution Superannuation Pension Scheme in the Statement of Profit & Loss.
- f) **Post-Retirement Medical Benefit:** Available to retired employees at empanelled hospitals for inpatient treatment and also for OPD treatment under 'Defined Contribution Scheme' as under:
- The liability for the year 2019-20 has been calculated at the rate of 1.50% of PBT in respect of scheme for retirees prior to 1.1.2007 and @ 4.50% of Basic+DA paid during 2019-20 in respect of scheme for retirees after 1.1.2007, as per the defined contribution scheme.
 - During the year, the company has created trust for management of fund and paid ₹ 150.00 crore to trust against company's liability towards the scheme. Net Liability has been shown as company's obligation as on 31.3.2020 under 'Defined Contribution Scheme' and additional contribution @ 3.70% (P.Y. 6.75%) has been added during the year in the present value of obligation being one year close to settlement.
 - During the year, total expenses of ₹ 8.90 crore (P.Y. ₹ 15.91 crore) has been charged to Profit & Loss Account.

41. Group Information

1. Subsidiaries

The group's subsidiaries are set out below. They have share capital consisting solely of equity shares that are held directly by the group and the proportion of ownership interests held equals the voting rights held by the group. The country of incorporation or registration is also their principal place of business.

S. No.	Name of Subsidiary	Principal Activity	Place of Incorporation	Ownership Interest held by the group	
				31.03.2020	31.03.2019
1	MMTC Transnational Pte Ltd.	Trading in Minerals, Metals, Fertilizers, Agro products, Coal & Hydrocarbons, Bullion, Jewellery and other commodities	Singapore	100% (Non-Controlling Interest NIL)	100% (Non-Controlling Interest NIL)

2. Joint Ventures

The details of Joint Ventures in which the Group is a Joint Ventures are set out below. They have share capital consisting of equity shares that are held directly by the group and the proportion of ownership interests held equals the voting rights held by the group. The country of incorporation or registration is also their principal place of business.

S. No.	Name of Joint Venture	Principal Activity	Place of Incorporation	Ownership Interest held by the group		Accounting Method
				30.03.2020	30.03.2019	
1	MMTC Gitanjali Limited (i)	Trading in gold and silver coins, gold jewellery, diamond studded jewellery, lifestyle jewellery	India	26%	26%	Equity Method
2	MMTC PAMP India Pvt. Ltd.	Trading in Gold and silver bars, coins and related items and refining of gold and silver dores.	India	26%	26%	Equity Method
3	SICAL Iron Ore Terminal Limited (ii)	The company has set up its Iron Ore Terminal Facility	India	26%	26%	Equity Method
4	TM Mining Company Limited (iii)	Engaged in exploration, search, prospecting, development, extraction, exploitation of the mineral blocks/deposits.	India	26%	26%	Equity Method
5	Neelachal Ispat Nigam Limited	Iron & steel plant with captive power plant	India	49.78%	49.78%	Equity Method
6	Free Trade Warehousing Pvt. Ltd.	Development of free trade warehousing zones in India	India	50%	50%	Equity Method

- (i) The company has fully impaired its equity investment of ₹ 2.99 crore in its joint venture- M/s MMTC Gitanjali Limited during the year 2017-18 in view of the report of defaults made by the main promoter, as per the media reports the investigations launched by the investigating agencies against them and considering the fact that JV Company has suspended its business activities. The company has also given notice for exiting from the JV Company. The financial statements have not been received from the JV Company for 2019-20, hence the same is also not considered for the purpose of consolidation.



- (ii) The company made 100% provision towards impairment in equity investment of ₹ 33.80 crore in its JV M/s SICAL Iron Ore Terminal Ltd. During the current year in view of delay in payment of the agreed purchase consideration by main promoter. The financial statements have also not been received from the JV company for 2019-20, hence not considered for the purpose of consolidation.
- (iii) The company has written off its equity investment of ₹ 0.06 crore in its joint venture-TM Mining Co. Ltd. during the year. The JV company is in process of closure and necessary application has been made with MCA.
- (iv) Quoted fair value: All the above joint ventures are unlisted entities and hence no quoted price is available. The details of carrying amount is given in Note no. 6

3. Entities Consolidated

The following entities are considered for consolidation purpose:-

Sl.No.	Name of Entity	Status	Financial Statements Adopted
1.	MMTC Transnational Pte Ltd.	Subsidiary	Audited
2.	MMTC PAMP India Pvt. Ltd.	Joint Venture	Audited
3.	Neelachallspat Nigam Limited	Joint Venture	*

*Audited financial statements for 2019-20 not received. However Limited Reviewed financial results upto 31.12.2019 considered for consolidation.

The following entities are not considered for consolidation purpose due to investment is fully impairment.

Sl.No.	Name of Entity	Status	Reason for not consolidating
1.	MMTC Gitanjali Limited	Joint Venture	Refer note no.41.2(i) above
2.	TM Mining Company Limited	Joint Venture	Refer note no.41.2(ii) above
3.	SICAL Iron Ore Terminal Limited	Joint Venture	Refer note no.41.2(iii) above
4.	Free Trade Ware- housing Pvt. Ltd.	Joint Venture	Financial statement not received.

4. Unrecognized Losses of Joint Ventures

The unrecognized share of losses of the Joint Venture, as the group has stopped recognizing its share of losses of the joint venture being exceeded the carrying value of investment, while applying the equity method, is given below :-

S. No.	Name of Joint Venture	Cumulative Balance as at 31.3.2020	For the year ended 31.3.2020	For the year ended 31.3.2019	For the year ended 31.3.2018	For the year ended 31.3.2017
1	Neelachal Ispat Nigam Limited	807.94	332.92*	200.90	186.89	87.22
2	Free Trade Warehousing Pvt. Ltd.	3.83	Not Re'cd	1.45	1.38	1.00

*For 9 months period upto 31.12.2019 based on limited reviewed financial results upto Dec 19 as Audited Financial Statements for 2019-20 not received.

42. Information regarding Joint Ventures

(₹ in crore)

Summarized Balance Sheet	MMTC-PAMP India Private Limited		Neelachal Ispat Nigam Limited		Free Trade Warehousing Pvt. Ltd.	
	31-Mar-20	31-Mar-19	31-Mar-20*	31-Mar-19	31-Mar-20*	31-Mar-19
Current Assets						
Cash and Cash equivalents	555.95	89.37		55.87		0.19
Other Assets	1,125.57	618.78	-	490.11	-	-
Total Current Assets	1,681.52	708.15	-	545.98	-	0.19
Total Non current Assets	198.91	187.14		3,475.44		66.86
Current Liabilities						
Financial Liabilities (excluding trade payables and provisions)	325.28	183.75		1,881.72		4.02
Other Liabilities	1,114.07	320.07	-	1,506.60	-	5.26
Total Current Liabilities	1,439.35	503.82	-	3,388.32	-	9.28
Non current Liabilities						
Financial Liabilities (excluding trade payables and provisions)	4.32	-		1,397.82	-	-
Other Liabilities	29.87	28.39	-	191.77	-	65.42
Total Non Current Liabilities	34.19	28.39	-	1,589.59	-	65.42
Net Assets	406.89	363.08	-	(956.49)	-	(7.65)



Particulars	MMTC-PAMP India Private Limited		Neelachal Ispat Nigam Limited		Free Trade Warehousing Pvt. Ltd.	
	31-Mar-20	31-Mar-19	31-Mar-20*	31-Mar-19	31-Mar-20*	31-Mar-19
Revenue	34,512.63	47,639.41		2,005.43		0.53
Interest income	18.23	18.26		7.47		0.00
Depreciation and amortization	26.22	26.09		150.53		0.90
Interest expense	8.90	29.75		231.52		0.33
Income tax expense	34.77	53.85		(197.54)		0.09
Profit from continuing operations	100.64	95.99		(402.19)		(2.89)
Profit from discontinued operations (Post tax)	-	-		-		-
Profit for the year	100.64	95.99	-	(402.19)	-	(2.89)
Other comprehensive income	(0.22)	(0.64)		(1.39)		-
Total Comprehensive income	100.42	95.35	-	(403.58)	-	(2.89)

Particulars	MMTC-PAMP India Private Limited		Neelachal Ispat Nigam Limited		Free Trade Warehousing Pvt. Ltd. (FTWPL)	
	31-Mar-20	31-Mar-19	31-Mar-20*	31-Mar-19	31-Mar-20*	31-Mar-19
Opening net assets	363.08	292.00	(956.49)	(552.05)	(7.65)	(4.76)
Profit for the year	100.64	95.99	-	(402.19)	-	(2.89)
Other comprehensive income	(0.22)	(0.64)	-	(1.39)	-	-
Other Adjustments	(56.61)	(24.27)		(0.86)		-
Advance against equity	-	-	-	-	-	-
Closing net assets	406.89	363.08	(956.49)	(956.49)	(7.65)	(7.65)
Group's share in %	26%	26%	49.78%	49.78%	50%	50%
Group's share in INR	105.79	94.40	(476.14)	(476.14)	(3.83)	(3.83)
Goodwill/(Capital Reserve)	-	-	-	-	-	-
Carrying amount **	105.79	94.40	-	-	-	-

*Financial Statements as on 31.3.2020 not received.

The carrying amount of investment in case of JV Company, NINL & FTWPL is NIL as group's share in loss of Joint Venture Company exceeds the carrying amount of investment in respective Joint venture company. The carrying amount of investment in respect of JV Company MMTC Gitanjali Ltd. and SICAL Iron Ore Terminal Ltd is NIL as the group's equity investment in the JV has been fully impaired. The investment in JV Company TM Mining Company Ltd. has already been written off.

43. Disclosure in respect of Indian Accounting standard (Ind AS)-108: "Operating Segments"

Based on the "management approach" as defined in Ind AS 108, the Chief Operating Decision Maker (CODM) evaluates the company's performance and allocates resources based on an analysis of various performance indicators by business segments. Accordingly, information has been presented for each business segment. The accounting principles used in the preparation of the financial statements are consistently applied to record revenue and expenditure in individual business segments, and are as set out in the significant accounting policies. Business segments of the company are:-Precious Metals, Metals, Minerals, Coal & Hydrocarbon, Agro Products, Fertilizer and Others

Segment Revenue and Expense

Segment assets include all operating assets in respective segments comprising of net fixed assets and current assets, loans and advances etc. Assets relating to corporate and construction are included in unallocated segments. Segment liabilities include liabilities and provisions directly attributable to respective segment.





(₹ in crore as at March 31, 2020)

Particulars	Precious Metals	Metals	Minerals	Coal & Hydro-Carbon	Agro Products	Fertilizers	Others	Total
Segment Revenue from External Customers								
Within India	8,304.82	719.26	29.47	1,341.83	831.23	11,100.10	6.04	22,332.75
Outside India	0.15	250.73	1,694.54	325.62	1,693.76	(0.02)	7.18	3,971.96
Inter-Segment Revenue								
Total Segment Revenue	8304.97	969.99	1724.01	1667.45	2524.99	11100.08	13.22	26304.71
Segment Results								
Within India	49.60	17.09	7.31	25.57	(6.88)	37.02	0.82	130.53
Outside India	0.01	3.58	48.12	1.77	8.06	-	0.22	61.76
Total segmental results	49.61	20.67	55.43	27.34	1.18	37.02	1.04	192.29
Unallocated Corporate expenses:								
Interest expenses (net)								126.83
Other unallocated expenses net of other income								285.03
Profit before tax from ordinary activities								(219.57)

(₹ in crore as at March 31, 2019)

Particulars	Precious Metals	Metals	Minerals	Coal & Hydro-Carbon	Agro Products	Fertilizers	Others	Total
Segment Revenue from External Customers								
Within India	12,788.18	1,889.24	149.94	1,470.71	1,432.99	10,132.43	5.23	27,868.72
Outside India	0.00	427.88	735.81	60.80	237.38	81.38	27.71	1,570.97
Inter-Segment Revenue								-
Total Segment Revenue	12,788.18	2,317.12	885.75	1,531.51	1,670.37	10,213.81	32.94	29,439.69
Segment Results								
Within India	65.03	255.59	16.73	49.86	17.19	29.83	3.79	438.02
Outside India	-	12.90	23.78	0.90	1.85	0.09	0.69	40.21
Total segmental results	65.03	268.49	40.51	50.76	19.04	29.92	4.48	478.23
Unallocated Corporate expenses:								
Interest expenses (net)								60.15
Other unallocated expenses net of other income								297.16
Profit before tax from ordinary activities								120.92

Segment assets and liabilities

(₹ in crore as at March 31, 2020)

Particulars	Precious Metals	Metals	Minerals	Coal & Hydro-Carbon	Agro Products	Fertilizers	Others	Total
A.01 Segment Assets :								
Assets	267.73	(211.61)	173.36	3550.38	313.82	1560.86	503.90	6158.42
Unallocated assets								278.87
Total Assets								6437.31
A.02 Segment Liabilities :								
Liabilities	188.05	93.77	218.47	507.87	397.91	1353.68	27.77	2787.54
Unallocated liabilities								2739.26
Total Liabilities								5526.78



(₹ in crore as at March 31, 2019)

Particulars	Precious Metals	Metals	Minerals	Coal & Hydro-Carbon	Agro Products	Fertilizers	Others	Total
A.01 Segment Assets :								
Assets	323.18	2495.55	245.70	438.48	129.83	63.97	451.89	4148.61
Unallocated assets								231.21
Total Assets								4379.82
A.02 Segment Liabilities :								
Liabilities	256.61	161.14	254.12	821.21	84.35	326.55	18.89	1922.89
Unallocated liabilities								1188.20
Total Liabilities								3111.09

Information about major customers

The revenues from transactions with a single external customer amounting to 10 per cent or more of the entity's revenues are given below:

(₹ in crore)

Major Customer (customer having more than 10% revenue)	2019-20	2018-19
Total Revenue	11076.02	10096.53
No. of customers	1	1
% of Total Revenue	42.11%	34.84%
Product Segment	Fertilizers	Fertilizers

44. Disclosure in respect of Indian Accounting Standard 24 "Related Parties Disclosures"

44.1 Disclosures for Other than Govt. Related Entities

a. List of key management personnel

Name	Designation
i. Shri Ved Prakash	Chairman and Managing Director- (Managing Director) (Upto 29.02.2020)
ii. Shri Sudhanshu Pandey	Chairman and Managing Director- (Managing Director) (w.e.f. 01.03.2020 upto 13.05.2020)
iii. Shri Sanjay Chadha	Chairman and Managing Director- (Managing Director) (w.e.f 14.05.2020)
iv. Shri Umesh Sharma	Director(F) & (Chief Financial Officer) (Upto 31.05.2020)
v. Shri Kapil Kumar Gupta	Director(F) & (Chief Financial Officer) (w.e.f. 01.06.2020)
vi. Shri Ashwani Sondhi	Director
vii. Shri J Ravi Shanker	Director
viii. Shri R R Sinha	Director (Personnel) (w.e.f. 19.06.2019)
ix. Shri T.S. Rao	Managing Director, MTPL
x. Shri Debashish Nayak	Director (F), MTPL

b. Subsidiary

MMTC Transnational Pte. Ltd. (MTPL), Singapore

c. Joint Venture:-

- Neelachallspat Nigam Ltd
- Free Trade Warehousing Pvt. Ltd.
- MMTC Pamp India Pvt. Ltd.
- MMTC Gitanjali Ltd.
- Sical Iron Ore Terminal Ltd.

d. Government and its related entities

- Government of India - holds 89.93% equity

shares of the Company and has control over the company.

- Central Public Sector Enterprises in which Government of India has control.

e. Post-Employment Benefit Plan

- MMTC Limited CPF Trust
- MMTC Limited Gratuity Trust
- MMTC Limited Employees' Defined Contribution Superannuation Trust
- MMTC Employees Post-Retirement Medical Benefit Trust

f. Compensation of key management personnel

(₹ In crores)

Particulars	For the year ended March 31, 2020	For the year ended March 31, 2019
Short-term benefits	4.67	3.96
Post-employment benefits	0.58	0.47
Other long-term benefits	-	-
Share-based payments	-	-
Termination benefits	-	-
Total	5.26	4.44
Recovery of Loans & Advances during the year	0.01	0.01
Advances released during the year	-	-
Closing Balance of Loans & Advances as at the end of the year	0.00	0.01

g. Transactions with Related Parties

(₹ in crore)

Particulars	MMTC Gitanjali Private Limited		MMTC PAMP India Private Limited		Sical Iron Ore Terminal Limited		Neelachal Ispat Nigam Limited		Free Trade Warehousing Pvt. Ltd.		Others	
	Mar/20	Mar/19	Mar/20	Mar/19	Mar/20	Mar/19	Mar/20	Mar/19	Mar/20	Mar/19	Mar/20	Mar/19
Sale of goods and services	-	-	13.56	1.07	-	-	837.75	1319.46	-	-	-	-
Purchase of raw material/ goods and services	-	-	78.98	213.91	-	-	935.48	2012.71	-	-	-	-
Payments on behalf of company	-	-	-	-	-	-	-	-	-	-	109.18	105.33
Other transactions	-	-	-	-	-	-	0.00	216.67	-	-	179.96	23.99

h. Outstanding balances arising from sale/purchase of goods/services

(₹ in crore)

Particulars	MMTC Gitanjali Private Limited		MMTC PAMP India Private Limited		Sical Iron Ore Terminal Limited		Neelachal Ispat Nigam Limited		Free Trade Warehousing Pvt. Ltd.	
	Mar/20	Mar/19	Mar/20	Mar/19	Mar/20	Mar/19	Mar/20	Mar/19	Mar/20	Mar/19
Trade Payables	0.02	0.02	-	-	-	-	1.59	1.46	-	-
Trade receivables	-	-	(1.05)	-	-	-	-	-	-	-
Other Payables	-	-	-	-	-	-	-	-	-	-
Other Receivables	-	-	-	-	-	-	-	-	-	-

i. Loans to Joint Ventures

(₹ in crore)

Particulars	MMTC Gitanjali Private Limited		MMTC PAMP India Private Limited		Sical Iron Ore Terminal Limited		Neelachal Ispat Nigam Limited		Free Trade Warehousing Pvt. Ltd.	
	Mar/20	Mar/19	Mar/20	Mar/19	Mar/20	Mar/19	Mar/20	Mar/19	Mar/20	Mar/19
Loans at beginning of the year	-	-	-	-	-	-	-	-	-	-
Loan advanced	-	-	-	-	-	-	-	-	-	-
Repayment received/adjusted	-	-	-	-	-	-	-	-	-	-
Interest charged	-	-	-	-	-	-	-	-	-	-
Interest received	-	-	-	-	-	-	-	-	-	-
Balance at end of the year including interest	-	-	-	-	-	-	-	-	-	-

j. Advance to Joint Ventures

(₹ in crore)

Particulars	MMTC Gitanjali Private Limited		Sical Iron Ore Terminal Limited		Neelachal Ispat Nigam Limited		Free Trade Warehousing Pvt. Ltd.		Haldia Free Trade housing Pvt. Ltd.		Kandla Free Trade Warehousing Pvt. Ltd.	
	Mar/20	Mar/19	Mar/20	Mar/19	Mar/20	Mar/19	Mar/20	Mar/19	Mar/20	Mar/19	Mar/20	Mar/19
Advance Given	-	-	-	-	3,221.00	2,594.56	-	-	-	-	-	-


k. Loans to KMP

(₹ in crores)

Particulars	Mar-20	Mar-19
Loans at beginning of the year	0.01	0.02
Loan advanced	-	-
Repayment received	-	-
Interest charged	-	-
Interest received	0.01	0.01
Balance at end of the year including interest	0.01	0.01

i. Loans to related parties are for short term & to KMP are in the nature of welfare advances. Interest is charged basis market rates from time to time.

m. Disclosure for transactions entered with Govt. and Govt. Entities

S. NO.	NAME OF GOVT./ GOVT ENTITIES	NATURE OF RELATIONSHIP WITH THE COMPANY	NATURE OF TRANSACTIONS	VALUE (RS)	OUTSTANDING BALANCE	
					RECEIVABLE	PAYABLES
1.	Deptt. Of Fertilizer GOI	Majority Owner	Sale of Goods	11076.02	1534.52	0.00
2.	Deptt. Of Consumer Affairs GOI (NAFED)	Majority Owner	Import of Pulses	92.99	94.54	0.56
3.	Other Departments of Govt. of India	Majority Owner	Purchase/ sale of Goods	917.81	1.08	8.13
4.	CPSEs	Related through GOI	Purchase/ sale of Goods	1732.89	21.97	186.56

45. Disclosure in respect of Indian Accounting standard (Ind AS) 116 "Leases"
45.1 As lessee

- a) Finance lease: The company does not have any finance lease arrangement during the period.
 b) Operating lease :

(₹ in crores)

Particulars	For the year ended March 31, 2020	For the year ended March 31, 2019
Depreciation charge for right of use assets	1.06	0.05
Interest expense on lease liabilities	0.58	0.18
Expense on short term leases	-	-
Expense on low value assets	-	-
Expense relating to variable lease payments not included in measurement of lease liability	-	-
Income from subleasing right of use assets	-	-
Total cash outflow for leases	1.55	0.21
Addition to right of use assets	3.96	-
Carrying amount of right of use assets at the end of the reporting period	5.10	0.94

Maturity analysis of lease liabilities

(₹ in crores)

Particulars	For the year ended March 31, 2020	For the year ended March 31, 2019
Not later than 1 year	1.35	0.97
Later than 1 year and not later than 5 years	2.99	3.08
Later than 5 years	28.47	3.81

c) The company is using the right of use assets for operating its business activities.

As a practical expedient, short term leases (having a term of 12 months or less) and leases for which the underlying assets is of low value upto Rs.1,00,000/- per month and Rs.12,00,000/- per year are not recognized as per the provisions given under Ind AS-116 (Leases).





45.2 As a lessor

- a) Finance lease: The company does not have any finance lease arrangement during the period.
- b) Operating lease :
- Future minimum lease receivables under non-cancellable operating lease

(₹ in crores)

Particulars	For the year ended March 31, 2020	For the year ended March 31, 2019
Not later than 1 year	1.50	0.08
Later than 1 year and not later than 5 years	5.39	0.03
Later than 5 years	-	-

46. Disclosure in respect of Indian Accounting Standard (Ind AS)-33 "Earnings Per Share(EPS)"

Basic&DilutedEPS

The earnings and weighted average number of ordinary shares used in the calculation of basic&dilutedEPS and Basic EPS is as follows:

(₹ in crores)

Particulars	For the year ended March 31, 2020	For the year ended March 31, 2019
Profit for the year, attributable to the owners of the company (₹ in crore)	(273.72)	108.72
Weighted average number of ordinary shares for the purpose of	1,500,000,000	1,500,000,000
basic earnings per share Basic & Diluted EPS (In ₹)	(1.82)	0.72

47. Disclosure in respect of Indian Accounting Standard (Ind AS)-37 "Provisions, Contingent Liabilities and Contingent Assets"

(₹ in crores)

Particulars of Provision	Opening Balance as on 01.04.2019	Adjustment during year	Addition during year	Closing Balance as on 31.03.2020
Destinational Weight & Analysis Risk	0.03	0.03	0.04	0.04
Bonus/PRP	22.92	1.84	0.40	21.48
Provision for Litigation Settlements	-	(4.46)	6.92	11.38

48. Disclosure in respect of Indian Accounting Standard (Ind AS)-115: "Revenue from Contract with Customers)

Disclosure

A. (i) Contracts with customers

- a) Company has recognized the following revenue during the year from contracts with its customers

(₹ in crores)

Particulars	For the year ended March 31, 2020	For the year ended March 31, 2019
Sale of products	26,216.74	28,748.27
Sale of services	4.06	4.55
Other operating revenue		
-Claims	89.25	462.68
-Subsidy	-	-
-Despatch Earned	4.98	0.25
-Other Trade Income	(10.32)	223.94
Total	26,304.71	29,439.69

- a) Company has recognized the following amount as impairment loss against the amount receivables from its customers or contract assets arising due to contract with its customers.

(₹ in crores)

Particulars	For the year ended March 31, 2020	For the year ended March 31, 2019
Impairment Loss	-	0.03



(ii) Disaggregation of Revenue

The Company has identified its Operating Segments as Minerals, Precious Metals, Metals, Agro Products, Coal & Hydrocarbon, Fertilizer and General Trade/others. The segment wise revenue generated from the contract with customers and its proportion in total revenue is as follows:-

(₹ in crores)

Particulars	For the year ended March 31, 2020	As % to Total Revenue	For the year ended March 31, 2019	As % to Total Revenue
Precious Metals	8,304.97	31.57	12,788.18	43.44
Metals	969.99	3.69	2,317.12	7.87
Minerals	1,724.01	6.55	885.75	3.01
Coal & Hydrocarbon	1,667.45	6.34	1,531.51	5.20
Agro Products	2,524.99	9.60	1,670.37	5.67
Fertilizers	11,100.08	42.20	10,213.81	34.69
Others	13.22	0.05	32.94	0.11
Total	26,304.71	100.00	29,439.69	100.00

(ii) Contract Balances

(a) Receivables

Particulars	As at March 31, 2020	As at March 31, 2019
Opening Balance	818.69	747.05
Addition/(deduction) during the year	1,617.27	71.64
Closing Balance	2,435.96	818.69

(b) Contract Assets

Company recognized contract assets when it satisfies its obligation by transferring the goods or services to the customer and right to receive the consideration is established which is subject to some conditions to be fulfilled by the company in future before receipt of consideration amount. Being a trading company performance obligation of the company is satisfied upon transferring a promised goods or service to its customers and there is no obligation on the part of the company which remains unexecuted.

(c) Contract Liabilities

Upon execution of contract with the customers, certain amount in the form of EMD, Security Deposit, Margin Money, advance for payment of custom duty etc. received from the customers which is shown as advance received from customers under the heading "Other Financial Liabilities" and "Other Liabilities"

Particulars	As at March 31, 2020	As at March 31, 2019
Opening Balance	361.95	288.44
Add: Addition during the year	132.83	146.39
Less: Deduction (Refunds/adjustments)	188.70	14.39
Less: Recognised as revenue during the year forming part of opening balance	93.85	58.49
Closing Balance	212.24	361.95

During the year company has recognized revenue of ₹ Nil crore (P.Y. ₹ Nil crore) from the performance obligations satisfied in earlier periods by raising debit/credit notes to its customers.

The company has made the adjustment of ₹ Nil crore (P.Y. ₹ Nil Crore) in the revenue of ₹ Nil crore (P.Y. ₹ Nil crore) recognized during the year on account of discounts, rebates, refunds, credits, price concessions, incentives performance bonuses etc. as against the contracted revenue of ₹ Nil crore (P.Y. ₹ Nil crore).

(d) Practical expedients

During the year company has entered into sales contracts with its customers where some of the part is yet to be executed, same has not been disclosed as per practical expedient as the duration of the contract is less than one year or right to receive the consideration established on completion of the performance by the company.





B. Significant judgements in the application of this standard

- (i) Revenue is recognized by the company when the company satisfies a performance obligation by transferring a promised good or service to its customers. Asset/goods/services are considered to be transferred when the customer obtains control of those asset/goods/services.
- (ii) The company considers the terms of the contract and its customary business practices to determine the transaction price. The transaction price is the amount of consideration to which an entity expects to be entitled in exchange for transferring promised goods or services to a customer, excluding amounts collected on behalf of third parties (for example, GST etc.).
- (iii) The consideration promised in a contract with a customer may include fixed amounts, variable amounts, or both. Any further adjustment will be made by raising debit/credit notes on the customer. While determining the transaction price effects of variable consideration, constraining estimates of variable consideration, the existence of a significant financing component in the contract, non-cash consideration and consideration payable to a customer is also considered.
- (iv) Certain adjustments have been made during the year in contract value which is not significant keeping in view the amount involved.

C. Assets Recognised from costs to obtain or fulfil a contract with a customer

Being a trading company, costs incurred by the company are fixed in nature with no significant incremental cost to obtain or fulfil a contract with a customer and same is charged to profit and loss as a practical expedient.

49. Balances of some of the Trade Receivable, Other Assets, Trade and Other Payable are subject to confirmation/reconciliation and consequential adjustment, if any. Reconciliations are carried out on on-going basis. Provisions, wherever considered necessary, have been made. However, management does not expect to have any material financial impact of such pending confirmation/reconciliation.
50. Whole time Directors are allowed usage of staff cars for private use up to 1,000 km per month on payment of ₹ 2000 per month in accordance with guidelines issued by Department of Public Enterprise (GOI).

51. Material impact of CoVID-19 on the business of the company:-

Due to CoVID-19 pandemic Government of India has announced lock down India from time to time to contain the spread of the pandemic. This pandemic has impacted the business of the company which in turn have consequential effect on the profitability as well as liquidity of the company. This has also caused delay in compliance for financial reporting under the provisions of Companies Act, 2013 and LODR 2015. MMTC limited is operating in seven business segment Precious Metals, Metals, Minerals, Coal and Hydrocarbon, Agro Products, Fertilizers and General Trade/ others. Some of the business segments impacted by CoVID-19 effect as given below:-

- (i) In minerals due to situation created by COVID-19 the movement of men and material has been adversely affected. Due to this pandemic some of the entities to whom exports are made are working on very less capacity which impacted Iron ore export to these companies. Some of the commodities like Manganese Ore shows drastic fall in international prices which make export unviable.
- (ii) In metals segment due to this situation and frequent fluctuation in price customers are reluctant to book the imported material. Empanelled suppliers are not able to ship the committed consignments which results disruption of supply chain.
- (iii) In precious metals sale of gold and silver in DTA and SEZ have been affected adversely.
- (iv) In other business segments also there is impact due to price fluctuation, supply chain disruption, unable to get new orders and explore the market etc.

52. Accounting policies and notes attached form an integral part of the financial statements.

53. The company has made certain changes in the Accounting Policies during the year as under:-

- (i) Accounting policy no 2.1 "Statement of compliance and basis of preparation of financial statement" has been changed to add the wording "financial statements are prepared on going concern basis".
- (ii) Accounting policy no 2.2 "Functional & presentation currency" has been changed to add the wording "financial statements are reported in crores of Indian rupees (upto two decimals).
- (iii) Accounting policy no 2.5 "Property, Plant and Equipment's" has been changed to fix the monetary limit of ₹ 2000/- each for small value items directly charged to revenue in the year of purchase. However due to this there is no financial impact on the financials of the company.





- (iv) Accounting policy no 2.6 "Intangible Assets" has been changed to fix the monetary limit of ₹ 2000/- each for small value items of intangible assets and to recognise intangible assets arising from research and development. However due to this there is no financial impact on the financials of the company.
- (v) Accounting policy no 2.8 "Depreciation" has been changed to shift the accounting treatment of small value items to Property, Plant and Equipment from Depreciation.
- (vi) Accounting policy no 2.15 "Leases" has been changed due to the adoption of Ind AS 116 'Leases' w.e.f. 01.04.2019. The company has decided to adopt this standard retrospectively with cumulative effect of adoption as an adjustment to opening retained earnings. Accordingly, an amount of ₹ 3.09 crore has been adjusted from opening retained earnings.
- (vii) Accounting policy no. 2.16 "Employee benefits" has been changed to incorporate the amendments to Ind AS-19 "Employee Benefits" for accounting for plan amendments, curtailment and settlements.
- (viii) Accounting policy no. 2.17 "Taxation" has been changed to incorporate the amendments to Ind AS-12 "Income Taxes" for accounting of uncertainty over income tax treatments and dividend distribution tax.
- (ix) Accounting policy no 2.21 "Financial Instruments" has been modified to include offsetting rules for financial assets and financial liabilities where company has enforceable legal right to offset and intention to settle on net basis.

The above changes have no financial impact on the financials of the company except as stated above.

54. Amount in the financial statements are presented in ₹ crore (upto two decimals) except for per share data and as otherwise stated. Certain small amounts may not appear in financial statements due to rounding off in ` in crore. Previous year's figures have been regrouped/rearranged wherever considered necessary.
55. Statement containing salient features of the financial statements of Subsidiaries/Associates companies/ Joint Ventures pursuant to Section 129 (3) of the Companies Act, 2013 in prescribed form AOC-I is attached at Annexure-A.
56. **Approval of financial statements**

The financial statements were approved by the board of directors and authorised for issue on 31.07.2020

As per our report of even date attached

For and on behalf of Board of Directors

For M. L. Puri & Co.
Chartered Accountants
F.R. No.: 00002312N

(CA. R C Gupta)
Partner
M. No. 095584

(G. Anandanarayanan)
Company Secretary
ACS-13691

(B.N. Dash)
Chief General Manager(F&A)

(Kapil Kumar Gupta)
Director (F) & CFO
DIN:08751137

Date: 31.07.2020
Place: New Delhi

(Ashwani Sondhi)
Director
DIN: 02653076

(Sanjay Chadha)
Chairman and Managing Director
DIN:00752363





Annexure-A

AOC-I

Statement containing salient features of the financial statements of Subsidiaries / Associate Companies/ Joint Ventures

(Pursuant to Section 129 (3) of the Companies Act, 2013)

Part "A": Subsidiaries

		(Rs. In Crores)
1	SI. No.	1
2	Name of the Subsidiary	MMTC Transnational Pte Ltd.,
3	Reporting period for the subsidiary concerned, if different from the holding company's reporting period	N.A.
4	Reporting currency and Exchange rate as on the last date of the relevant Financial year in the case of foreign subsidiaries.	US Dollars, Exchange Rate Rs. 70.9242 (Average Rate)
5	Share capital	3.14
6	Reserves & surplus	97.17
7	Total assets	247.74
8	Total Liabilities	147.43
9	Investments	-
10	Turnover	2,370.99
11	Profit before taxation	7.67
12	Provision for taxation	1.03
13	Profit after taxation	6.64
14	Proposed Dividend	NIL
15	% of shareholding	100
a)	Names of subsidiaries which are yet to commence operations	NIL
b)	Names of subsidiaries which have been liquidated or sold during the year	NIL





AOC-I Part "B": Associates and Joint Ventures

(Rs. In Crores)

Name of Associates/Joint Ventures	Neelachal Ispat Nigam Limited	Free Trade Warehousing PI& Ltd.	MMTC Pamp India Pvt Ltd.	Slut Iron Ore Terminal Ltd.	MMTC Gitanjali Ltd.
1. Latest audited Balance Sheet Date	31.03.2019*	31.03.2019*	31.3.2020	31.03.2019*	31.03.2017**
2. Shares of Associate/Joint Ventures held by the company at the year end					
Number	368762744	5000	17446000	33800000	2987400
Amount of Investment in Associates/Joint Venture	459.11	0.01	17.45	33.80	2.99
Extend of Holding %	49.78%	50%	26%	26%	26%
3. Description of how there is significant influence	Equity & Management Control	Equity	Equity	Equity	Equity
4. Reason why the associate/joint venture Is not consolidated	NA.	N.A.	NA.	N.A.	Note (1)
5. Network attributable to Shareholding as per latest audited Balance Sheet	(476.14)	(3.83)	105.79	33.78	1.82
6. Profit / (Loss) for the year					
i. Considered in Consolidation	(79.42)		26.12	0.02	-
ii. Not Considered in Consolidation	(332.92)	-			
a) Names of associates or joint ventures which are yet to commence operations.				NIL	
b) Names of associates or joint ventures which have been liquidated or sold during the year				NIL	

* The financial statements are not received from Joint venture company for the year ended 31.03.2020. Latest audited Balance sheet for the JV company is for the year ended 31.03.2019. Details are given at Note no. 41. **The financial statements are not received from Joint venture company for the year ended 31.03.2020. Latest audited Balance sheet for the JV company is for the year ended 31.03.2017. Details are given at Note no. 41.



Additional Information as per Part -III - General Instructions for preparation of Consolidated Financial Statements

Sl. No.	Name of the entity	Net Assets, i.e., total assets minus total liabilities		Share in profit or loss		Share in other comprehensive income		Share in total comprehensive income	
		As % of consolidated net assets	Amount (In ₹ Crores)	As % of consolidated profit or loss	Amount (In ₹ Crores)	As % of consolidated other comprehensive income	Amount (In ₹ Crores)	As % of total comprehensive income	Amount (In ₹ Crores)
	Parent								
	MMTC Limited	130.05	1184.15	82.98	(227.12)	166.15	(20.65)	86.59	(247.76)
	Subsidiaries-Foreign								
1	MMTC Transnational Pte Ltd., Singapore	10.67	97.14	(2.43)	6.65	(66.60)	8.28	(5.22)	14.92
2	Non-controlling Interest	-	-						
	Joint Ventures-Indian (Investment as per equity method)								
1	Free Trade Warehousing Pvt. Ltd.	(0.00)	(0.01)	-	-	-	-	-	-
2	MMTC Pamp India Pvt. Ltd.	9.70	88.34	(9.56)	26.18	0.46	(0.06)	(9.13)	26.12
3	Sical Iron Ore Terminal Ltd.								
4	Neelachal Ispat Nigam Limited	(50.42)	(459.11)						
5	MMTC Gitanjali Ltd.								
6	TM Mining Company Ltd.								
	Total	100.00	910.52	70.99	(194.30)	100.00	(12.43)	72.25	(206.72)



AUDITORS

Office of the Comptroller & Auditor General of India vide their letter No. CA. V/COY/CENTRAL GOVERNMENT, MMTC (12)/137 dated 01st Aug, 2019 have communicated the appointment of Auditors of the company under section 139 of the Companies Act, 2013 for the financial year 2019-20. The details are given below:-

Statutory Auditor

M L Puri & Co.
New Delhi

Region

- RO Delhi including SROs
- CO, New Delhi (Including foreign offices), Office of Mica Division Consolidation and merger of all branches

Branch Auditors

Patnaik & CO
Cuttack

- Bhubneshwar Regional Office including Sub-Offices/distribution centers

J P Shah & Co.
Ahmedabad

- Ahmedabad Regional Office including Sub-Offices/distribution centers

Jayesh Sanghrajka & Co. LLP
Mumbai

- Mumbai Regional Office including Sub-Offices/distribution centers

SRI Associates
Kolkata

- Kolkata Regional Office including Sub-Offices/distribution centers
- Mica Division at Kolkata, Abhraknagar, Jhumritalaya & Giridih

Venugopal and Chenoy
Hyderabad

- Hyderabad Regional Office including Sub-Offices/distribution centers

R M K & Co.
Jaipur

- Jaipur Regional Office

B Thiagarajan & Co.
Chennai

- Chennai Regional Office including Sub-Offices/distribution centers
- MICA Division at Gudur

Rao & Manoj Associates
Visakhapatnam

- Visakhapatnam Regional Office including Sub-Offices/distribution centers





Design & Printed by Meritline Communications Pvt. Ltd.

कorporेट कार्यालय
नई दिल्ली
एमएनटीसी लिमिटेड की ओर से
कपिल कुमार गुप्ता निदेशक (वित्त)
द्वारा प्रकाशित
कorporेट कम्युनिकेशन्स प्रभाग
द्वारा निर्मित एवं मुद्रित



CORPORATE OFFICE

Published by
Kapil Kumar Gupta (Finance)
on behalf of MMTCL Limited
Produced & Printed by
Corporate Communications Division