



To,
General Manager
The Bombay Stock Exchange Limited
Phiroze Jeejeebhoy Towers,
Dalal Street, Fort
Mumbai
Maharashtra 400001

Subject : Audited Consolidated and Standalone Financial Results for the quarter and year ended 31st March, 2023

Company Code : 540728

ISIN : INE327G01032

Dear Sir/ Ma'am,

This is reference to our letter dated 24th May, 2023, wherein the company submitted Audited Consolidated and Standalone Financial Results for the quarter and year ended 31st March, 2023, digitally signed by our executive director and with reference to the email received from the stock exchange on 26th May, 2023 in the matter.

As required, we hereby submit the Audited Consolidated and Standalone Financial Results for the quarter and year ended 31st March, 2023 signed physically by our Executive Director, Mr. Vishal P. Mehta along with Auditor's Report of the Statutory Auditors thereon.

We hereby further clarify that there is no change in the Audited Consolidated and Standalone Financial Results for the quarter and year ended 31st March, 2023 submitted on 24th May, 2023 and Report of the Statutory Auditors thereon.

Kindly take the same on your records.

Thanking You,

For, Sayaji Industries Limited

(Rajesh H. Shah)
Company Secretary &
Sr. Executive Vice President

Encl; As Above

SHAH & SHAH ASSOCIATES
CHARTERED ACCOUNTANTS

702, ANIKET,
Nr. MUNICIPAL MARKET,
C.G. ROAD, NAVRANGPURA,
AHMEDABAD - 380 009.
PHONE: 26465433
FAX : 079 - 26406983
Email: ca@shahandshah.co.in

**INDEPENDENT AUDITOR'S REPORT ON CONSOLIDATED FINANCIAL RESULTS OF
SAYAJI INDUSTRIES LIMITED PURSUANT TO REGULATIONS 33 OF SEBI (Listing
Obligation and disclosure requirement) Regulations, 2015, as amended**

TO THE BOARD OF DIRECTORS OF SAYAJI INDUSTRIES LIMITED

Report on the audit of the Consolidated Financial Results

Opinion

We have audited the accompanying statement of quarterly and year to date consolidated Financial Results of **SAYAJI INDUSTRIES LIMITED** ("the Parent") and its subsidiary (the Parent and its subsidiary together referred to as "the Group") and its joint venture for the quarter and year ended on 31st March, 2023 (the "Statement") being submitted by the parent company pursuant to the requirement of Regulation 33 of the SEBI (Listing Obligations and Disclosure Requirements) Regulations, 2015, as amended (the "Listing Regulations").

In our opinion and to the best of our information and according to the explanations given to us and based on the consideration of report of the other auditors on separate audited financial statements of a subsidiary and a joint venture referred to in Other Matters section below, the aforesaid consolidated annual financial results:

- i. includes the annual financial results of the following entities:
 - (a) Sayaji Industries Limited, Parent company
 - (b) Sayaji Seeds LLP, a subsidiary of the Parent and
 - (c) Alland & Sayaji LLP, a Joint venture.
- ii. are presented in accordance with the requirements of Regulation 33 of the Listing Regulations in this regard; and
- iii. gives a true and fair view in conformity with the recognition and measurement principles laid down in the applicable Indian Accounting Standards and other accounting principles generally accepted in India of the consolidated net loss for the quarter ended and consolidated net profit for the year ended on 31st March, 2023 and consolidated total comprehensive loss for the quarter ended and total comprehensive income for the year ended on 31st March, 2023 and other financial information of the Group for the year ended 31st March, 2023.

Basis for Opinion

We conducted our audit in accordance with the Standards on Auditing (SAs) specified under section 143(10) of the Companies Act, 2013 (the Act). Our responsibilities under those Standards are further described in the Auditor's Responsibilities for the Audit of the Consolidated Financial Results section of our report. We are independent of the Group and its jointly venture, in accordance with the Code of Ethics issued by the Institute of Chartered Accountants of India together with the ethical requirements that are relevant to our audit of the consolidated financial results under the provisions of the Companies Act, 2013 and the Rules thereunder, and we have fulfilled our other ethical responsibilities in accordance with these requirements and the Code of Ethics. We believe that the audit evidence obtained by us along with consideration of the audit reports of the other auditors referred to in sub paragraph (ii) & (iii) of the "Other Matters" paragraph below, is sufficient and appropriate to provide a basis for our opinion.



Management's Responsibilities for the Consolidated Annual Financial Results

These consolidated annual financial results have been prepared on the basis of the consolidated annual financial statements. The Parent's Board of Directors are responsible for the preparation and presentation of the Statement that gives a true and fair view of the consolidated net profit and consolidated other comprehensive income and other financial information of the Group in accordance with the applicable Accounting Standard prescribed under Section 133 of the Act read with relevant rules issued thereunder and other accounting principles generally accepted in India and in compliance with Regulation 33 of the Listing Regulations. The respective Board of Directors of the companies included in the Group and jointly controlled entity are responsible for maintenance of adequate accounting records in accordance with the provisions of the Act for safeguarding of the assets of the Group and for preventing and detecting frauds and other irregularities; selection and application of appropriate accounting policies; making judgments and estimates that are reasonable and prudent; and design, implementation and maintenance of adequate internal financial controls that were operating effectively for ensuring the accuracy and completeness of the accounting records, relevant to the preparation and presentation of the consolidated annual financial results that give a true and fair view and are free from material misstatement, whether due to fraud or error.

In preparing the consolidated annual financial results, the respective Board of Directors/Designated Partner/Management of the entities included in the Group and its jointly controlled entity are responsible for assessing the ability of the respective entities to continue as a going concern, disclosing, as applicable, matters related to going concern and using the going concern basis of accounting unless the respective Board of Directors either intends to liquidate the Company or to cease operations, or has no realistic alternative but to do so.


The respective Board of Directors/Designated Partner/Management of the company/LLP included in the Group and of its joint venture is responsible for overseeing the financial reporting process of each entity.

Auditor's Responsibilities for the Audit of the Consolidated Financial Results

Our objectives are to obtain reasonable assurance about whether the consolidated annual financial results as a whole are free from material misstatement, whether due to fraud or error, and to issue an auditor's report that includes our opinion. Reasonable assurance is a high level of assurance, but is not a guarantee that an audit conducted in accordance with SAs will always detect a material misstatement when it exists. Misstatements can arise from fraud or error and are considered material if, individually or in the aggregate, they could reasonably be expected to influence the economic decisions of users taken on the basis of these consolidated annual financial results.

As part of an audit in accordance with SAs, we exercise professional judgment and maintain professional skepticism throughout the audit. We also:

- Identify and assess the risks of material misstatement of the consolidated annual financial results, whether due to fraud or error, design and perform audit procedures responsive to those risks, and obtain audit evidence that is sufficient and appropriate to provide a basis for our opinion. The risk of not detecting a material misstatement resulting from fraud is higher than for one resulting from error, as fraud may involve collusion, forgery, intentional omissions, misrepresentations, or the override of internal control.
- Obtain an understanding of internal control relevant to the audit in order to design audit procedures that are appropriate in the circumstances. Under Section 143(3) (i) of the Act, we are also responsible for expressing our opinion through a separate report on the complete set of consolidated financial statements on whether the entity has adequate internal financial controls with reference to consolidated financial statements in place and the operating effectiveness of such controls.



SHAH & SHAH ASSOCIATES
CHARTERED ACCOUNTANTS

702, ANIKET,
Nr. MUNICIPAL MARKET,
C.G. ROAD, NAVRANGPURA,
AHMEDABAD - 380 009.
PHONE: 26465433
FAX : 079 - 26406983
Email: ca@shahandshah.co.in

- Evaluate the appropriateness of accounting policies used and the reasonableness of accounting estimates and related disclosures made by the Board of Directors.
- Conclude on the appropriateness of the Board of Directors' use of the going concern basis of accounting and, based on the audit evidence obtained, whether a material uncertainty exists related to events or conditions that may cast significant doubt on the ability of the Group and its jointly controlled entity to continue as a going concern. If we conclude that a material uncertainty exists, we are required to draw attention in our auditor's report to the related disclosures in the consolidated annual financial results or, if such disclosures are inadequate, to modify our opinion. Our conclusions are based on the audit evidence obtained up to the date of our auditor's report. However, future events or conditions may cause the Group and its joint venture to cease to continue as a going concern.
- Evaluate the overall presentation, structure and content of the consolidated annual financial results, including the disclosures, and whether the consolidated annual financial results represent the underlying transactions and events in a manner that achieves fair presentation.
- Obtain sufficient appropriate audit evidence regarding the financial results/ financial information of the entities within the Group and its joint venture to express an opinion on the Consolidated Annual Financial Results. We are responsible for the direction, supervision and performance of the audit of the financial information of an entity included in the Consolidated Financial Results of which we are the independent auditors. For other entities included in the consolidated annual financial results, which have been audited by the other auditors, such other auditors remain responsible for the direction, supervision and performance of the audit carried out by them. We remain solely responsible for our audit opinion.

We communicate with those charged with governance regarding, among other matters, the planned scope and timing of the audit and significant audit findings, including any significant deficiencies in internal control that we identify during our audit.

We also provide those charged with governance with a statement that we have complied with relevant ethical requirements regarding independence, and to communicate with them all relationships and other matters that may reasonably be thought to bear on our independence, and where applicable, related safeguards.

We also performed procedures in accordance with the circular No CIR/CFD/CMD1/44/2019 issued by the SEBI under Regulation 33(8) of the Listing Regulations, as amended, to the extent applicable.

Other Matter:

- (i) The consolidated annual financial results include the results for the quarter ended 31st March, 2023 being the balancing figure between audited figures in respect of the full financial year ended 31st March, 2023 and the published year to date figures up to the third quarter of the current financial year which were subject to limited review by us, as required under the Listing Regulations.
- (ii) We did not audit the financial statements of a subsidiary whose financial statements reflect total assets of Rs. 3289.86 lakhs as at 31st March, 2023, total revenues of Rs. 528.04 lakhs and Rs.3462.09 lakhs, total net loss after tax of Rs. 22.08 lakhs and Rs. 76.29 lakhs, total comprehensive loss of Rs. 22.70 lakhs and Rs. 79.01 lakhs for the quarter and year ended on 31st March, 2023 respectively and net cash outflow of Rs. 2.06 lakhs for the year ended on 31st March, 2023 included in the consolidated annual financial results, as considered in the consolidated financial statements. These consolidated financial statements have been audited by other auditor whose report has been furnished to us by the Management and our opinion on the consolidated financial statements, in so far as



SHAH & SHAH ASSOCIATES
CHARTERED ACCOUNTANTS


702, **ANIKET**,
Nr. MUNICIPAL MARKET,
C.G. ROAD, NAVRANGPURA,
AHMEDABAD - 380 009.
PHONE: 26465433
FAX : 079 - 26406983
Email: ca@shahandshah.co.in

it relates to the amounts and disclosures included in respect of this subsidiary, is based solely on the report of the other auditor and procedures performed by us as stated in "Auditor's Responsibilities for the Audit of the Consolidated Financial Results" section.

- (iii) The consolidated annual financial results include the Group's Share of net profit of Rs. 165.23 and of Rs.422.33 lakhs and total comprehensive income of Rs. 165.06 and Rs. 422.38 lakhs for the quarter and for the year ended on 31st March, 2023 respectively, as considered in the consolidated financial statements, in respect of a joint venture, whose financial statements have not been audited by us. These financial statements have been audited by other auditor whose report has been furnished to us by the management and our opinion on the consolidated financial statements, in so far as it relates to the amounts and disclosures included in respect of this joint venture, is based solely on the report of the other auditor and procedures performed by us as stated in "Auditor's Responsibilities for the Audit of the Consolidated Financial Results" paragraph.

Our opinion is not qualified in respect of these matters.

For **SHAH & SHAH ASSOCIATES**
Chartered Accountants
Firm Regn. No. 113742W



Partner

BHARAT A. SHAH

Membership No. 30167

UDIN: 23030167BGSSYR2633

Place : Ahmedabad.

Date : May 24, 2023

SAYAJI INDUSTRIES LIMITED
Statement of Audited Consolidated Financial Results for the Quarter and Year ended March 31, 2023

(₹ in lakhs unless otherwise stated)

Particulars	Quarter ended			Year ended	
	March 31, 2023	Dec 31, 2022	March 31, 2022	March 31, 2023	March 31, 2022
	Audited	Unaudited	Audited	Audited	Audited
Income:					
I (a) Revenue from operations	26,919.31	26,631.42	23,976.99	1,04,011.47	79,317.76
II (b) Other income	119.66	58.16	75.78	976.64	408.76
III Total Income	27,038.97	26,689.58	24,052.77	1,04,988.11	79,726.52
Expenses:					
IV (a) Cost of materials consumed	19,513.55	18,722.97	17,207.17	76,768.24	54,753.11
(b) Changes in inventories of finished goods and work-in-progress	932.87	391.90	(469.08)	(483.63)	(1,026.01)
(c) Employee benefits expense	1,557.67	1,656.82	1,483.57	6,460.88	5,495.16
(d) Finance cost	297.40	293.40	289.26	1,198.90	1,127.21
(e) Depreciation and amortisation expense	377.01	372.27	355.96	1,480.04	1,281.11
(f) Other expenses	4,636.24	4,642.00	4,589.62	19,141.96	15,242.86
Total expenses	27,314.74	26,079.36	23,456.50	1,04,566.39	76,873.44
V Profit/(loss) before share in joint venture & tax (III-IV)	(275.77)	610.22	596.27	421.72	2,853.08
VI Profit/(loss) in share of joint venture	165.23	161.67	49.32	422.33	84.07
VII Profit/(loss) before tax (V+VI)	(110.54)	771.89	645.59	844.05	2,937.15
Tax expense					
(a) Current tax (Net of utilisation of minimum alternate tax credit)	(51.88)	111.06	104.02	53.98	487.90
(b) Deferred tax	(46.29)	111.01	135.01	95.62	564.30
IX Profit/(loss) after tax (VII-VIII)	(12.37)	549.82	406.56	694.45	1,884.95
X Other comprehensive income/(loss)					
(a) Items that will not be reclassified to profit or loss (net of tax)	(25.71)	(12.76)	(85.96)	(137.29)	(152.43)
(b) Items that will be reclassified to profit or loss (net of tax)	-	-	-	-	-
XI Total comprehensive income/(loss) for the period/year (IX+X)	(38.08)	537.06	320.60	557.16	1,732.52
XII Profit/(loss) for the period/year attributable to:					
-Owners of the company	(4.44)	556.54	407.71	721.91	1,886.94
-Non-controlling interest	(7.93)	(6.72)	(1.15)	(27.46)	(1.99)
	(12.37)	549.82	406.56	694.45	1,884.95
XIII Other comprehensive income/(loss) for the period/year attributable to:					
-Owners of the company	(25.48)	(12.85)	(85.98)	(136.31)	(152.37)
-Non-controlling interest	(0.23)	0.09	0.02	(0.98)	(0.06)
	(25.71)	(12.76)	(85.96)	(137.29)	(152.43)
XIV Total comprehensive income/(loss) for the period/year attributable to:					
-Owners of the company	(29.92)	543.69	321.73	585.60	1,734.57
-Non-controlling interest	(8.16)	(6.63)	(1.13)	(28.44)	(2.05)
	(38.08)	537.06	320.60	557.16	1,732.52
XV Paid-up equity share capital (face value of ₹ 5 per share)	316.00	316.00	316.00	316.00	316.00
XVI Other equity excluding revaluation reserves as at March 31, 2023/2022				11,253.15	10,730.75
XVII Earnings per equity share (in ₹) (not annualised except for the year ended March 31, 2023/2022)					
(a) Basic (in ₹)	(0.07)	8.81	6.45	11.42	29.86
(b) Diluted (in ₹)	(0.07)	8.81	6.45	11.42	29.86

Notes for the Audited Consolidated Financial Results of the group:

- These audited financial results have been prepared in accordance with the Indian Accounting Standard (referred to as "Ind AS") prescribed under section 133 of the Companies Act, 2013 read with Companies (Indian Accounting Standard) Rules as amended from time to time. These financial results were reviewed by the audit committee and thereafter have been approved by the board of directors at its meeting held on Wednesday, May 24, 2023.
- The Statutory Auditors have conducted audit of these financial results and issued an unmodified opinion on the same.
- The figures for quarter ended March 31, 2023 are balancing figures between the audited figures of year ended March 31, 2023 and the reviewed year-to-date figures up to nine months ended December 31, 2022.
- Figures for the previous period/year have been regrouped/rearranged to make the same comparable with current period/year figures.



For and on behalf of the Board of Directors

MEHTA Digitally signed by
MEHTA VISHAL
Date: 2023.05.24
16:40:04 +05'30'

Vishal Priyam Mehta
Executive Director
DIN : 02690946

Ahmedabad, Gujarat: May 24, 2023

For, Sayaji Industries Limited
Vishal
Director

SAYAJI INDUSTRIES LIMITED
Statement of Audited Consolidated Assets and Liabilities

(₹ in lakhs unless otherwise stated)

Particulars	As at	
	March 31, 2023	March 31, 2022
	Audited	Audited
ASSETS		
Non-current assets		
(a) Property, plant and equipment	24,622.99	24,108.84
(b) Capital work-in-progress	2,196.51	338.96
(c) Other Intangible assets	140.83	166.35
(d) Financial assets		
(i) Investments	1,108.63	613.01
(ii) Other financial assets	331.56	340.11
(e) Deferred tax assets (net)	89.21	46.37
(f) Non-current tax assets (net)	217.64	0.29
(g) Other non-current assets	17.60	210.47
Total non-current assets	28,724.97	25,824.40
Current assets		
(a) Inventories	6,993.68	7,065.61
(b) Financial assets		
(i) Trade receivables	5,607.59	6,087.29
(ii) Cash and cash equivalents	58.47	66.67
(iii) Bank balances other than (ii) above	27.85	32.03
(iv) Other financial assets	24.92	132.23
(c) Current tax assets (net)	14.63	13.48
(d) Other current assets	984.04	712.72
Total current assets	13,711.18	14,110.03
Total Assets	42,436.15	39,934.43
EQUITY AND LIABILITIES		
Equity		
(a) Equity share capital	316.00	316.00
(b) Other equity	11,253.15	10,730.75
Equity attributable to equity holders of the parent	11,569.15	11,046.75
(c) Non-controlling interest	327.11	15.85
Total equity	11,896.26	11,062.60
Liabilities		
Non-current liabilities		
(a) Financial liabilities		
(i) Borrowings	6,431.43	6,593.22
(ii) Other financial liabilities	128.71	109.20
(b) Provisions	175.39	179.92
(c) Deferred tax liabilities (net)	2,415.07	2,350.16
(d) Other Non-current liabilities	91.29	95.47
Total non-current liabilities	9,241.89	9,327.97
Current liabilities		
(a) Financial liabilities		
(i) Borrowings	6,396.18	4,698.55
(ii) Trade payables		
(a) Total outstanding dues of micro enterprises and small enterprises	284.41	380.29
(b) Total outstanding dues of creditors other than micro enterprises and small enterprises	11,417.52	11,360.92
(iii) Other financial liabilities	1,167.95	998.38
(b) Other current liabilities	1,886.73	2,021.20
(c) Provisions	145.21	84.52
Total current liabilities	21,298.00	19,543.86
Total liabilities	30,539.89	28,871.83
Total Equity and Liabilities	42,436.15	39,934.43



Ahmedabad, Gujarat: May 24, 2023

CIN No: L99999GJ1941PLC000471

For and on behalf of the Board of Directors

MEHTA Digitally signed
 by MEHTA VISHAL
 Date: 2023.05.24
 16:40:31 +05'30'

VISHAL
 Vishal Priyam Mehta
 Executive Director
 DIN : 02690946

For, Sayaji Industries Limited

Vishal
 Director

SAYAJI

Sayaji Industries Limited
 Maize Products, Chinubhai Nagar, P.O. Kathwada,
 Ahmedabad – 382430, Gujarat, India
 T: +91-79-22900881-85, 22901581-85
 E: maize@sayajigroup.in, W: www.sayajigroup.in

SAYAJI INDUSTRIES LIMITED**Statement of Audited Consolidated Cash Flows***(₹ in lakhs unless otherwise stated)*

Particulars	For the year ended March 31, 2023	For the year ended March 31, 2022
	Audited	Audited
A Cash flow from operating activities:		
Net profit/(loss) before tax	844.05	2,937.15
Adjustments for:		
(a) Depreciation and amortisation	1,480.04	1,281.11
(b) Interest expenses	1,198.90	1,127.21
(c) (Profit)/loss on sale of Investment	(5.37)	-
(d) Interest income	(16.35)	(178.67)
(e) Provision for credit impaired of trade receivable/doubtful advances	95.67	11.08
(f) Loss/(Profit) from Joint Venture	(422.33)	(84.07)
(g) Loss/(Profit) on sale of property, plant and equipment	(766.69)	(5.38)
(h) Government grant income	(4.18)	(0.35)
(i) Unrealised exchange fluctuation loss/(gain)	(2.21)	(31.56)
Operating profit before working capital changes:	2,401.53	5,056.52
Adjustments for:		
(a) Trade and other receivables	227.77	(722.73)
(b) Inventories	71.93	(1,100.78)
(c) Trade and other payables	(205.38)	4,503.47
Cash generated from operations:	2,495.85	7,736.48
Less: Income taxes paid (net)	272.07	416.72
Net cash (used in) / generated from operating activities - (A)	2,223.78	7,319.76
B Cash flow from investing activities:		
(a) Purchase of property, plant and equipment and intangible assets	(3,710.64)	(3,514.59)
(b) Sale of property, plant and equipment	895.19	20.96
(c) Investments in joint venture	(73.24)	(22.73)
(d) Proceed from Sale of Investment	5.37	-
(e) Interest received	16.35	178.67
(f) Bank deposits received/(placed)	6.00	(26.00)
(g) Margin money or security deposits received/(placed)	2.55	(51.40)
(h) Balance in earmarked accounts	4.18	3.54
Net cash (used in) / generated from investing activities - (B)	(2,854.24)	(3,411.55)
C Cash flow from financing activities:		
(a) (Repayment)/Proceeds of borrowings	1,535.84	(2,734.78)
(b) Interest paid	(1,190.08)	(1,125.14)
(c) Dividend paid	(63.20)	(63.20)
(d) Additions to Capital of Subsidiary	339.70	-
Net cash (used in)/generated from financing activities - (C)	622.26	(3,923.12)
Net increase/(decrease) in cash and cash equivalents - (A+B+C)	(8.20)	(14.91)
Add: Cash and cash equivalents at the beginning of the year	66.67	81.58
Cash and cash equivalents at the end of the year	58.47	66.67

For and on behalf of the Board of Directors



Ahmedabad, Gujarat: May 24, 2023

MEHTA Digitally signed by
 MEHTA VISHAL
 Date: 2023.05.24
 16:40:58 +05'30'

VISHAL
 Vishal Priyam Mehta
 Executive Director
 DIN : 02690946

CIN No: L99999GJ1941PLC000471

For, Sayaji Industries Limited
Vishal
 Director

SAYAJI INDUSTRIES LIMITED

**Consolidated Segment wise Revenue, Results, Assets and Liabilities
for the Quarter and Year ended March 31, 2023**

The Chief Operating Decision Maker ("CODM") reviews the business performance at the business segment level. Accordingly, the business segments are considered as the primary segments for reporting. The segments reported are as follows:

- a) Agro Processing-Maize
- b) Agri Seeds
- c) Spray Dried Food Products (W.e.f.18th January,2022)

(₹ in lakhs unless otherwise stated)

Sr No	Particulars	Quarter ended			Year ended	
		March 31, 2023	Dec 31, 2022	March 31, 2022	March 31, 2023	March 31, 2022
		Audited	Unaudited	Audited	Audited	Audited
1	Segment Revenue (Revenue From Operation from each Segment)					
	a) Agro Processing-Maize	26,058.10	24,962.11	23,103.66	99,219.24	76,291.76
	b) Agri Seeds	510.83	1,277.99	725.59	3,443.28	2,878.26
	c) Spray Dried Food Products	365.72	395.10	155.38	1,403.76	155.38
	Total	26,934.65	26,635.20	23,984.63	1,04,066.28	79,325.40
	Less: Elimination of Inter Segment Sale	(15.34)	(3.78)	(7.64)	(54.81)	(7.64)
	Revenue From Operation	26,919.31	26,631.42	23,976.99	1,04,011.47	79,317.76
2	Segment Results (Profit/(loss) before interest & tax from each segment)					
	a) Agro Processing-Maize	137.60	1,175.99	1,055.54	1,831.58	4,100.37
	b) Agri Seeds	9.72	18.87	(14.35)	52.65	39.48
	c) Spray Dried Food Products	(40.41)	(55.06)	(65.17)	(244.12)	(65.17)
	Total	106.91	1,139.80	976.02	1,640.11	4,074.68
	Less: Finance Cost	(298.71)	(295.29)	(290.57)	(1,204.11)	(1,132.42)
	Add/(Less): Unallocable (Expenditure)/Income (net)	(83.97)	(234.29)	(89.18)	(14.28)	(89.18)
	Profit/(loss) before exceptional items and tax	(275.77)	610.22	596.27	421.72	2,853.08
	Add: Profit/(loss) in share of joint venture	165.23	161.67	49.32	422.33	84.07
	Profit/(loss) before tax	(110.54)	771.89	645.59	844.05	2,937.15
3	Segment Asset					
	a) Agro Processing-Maize	33,449.81	39,396.13	32,442.03	33,449.81	32,442.03
	b) Agri Seeds	3,289.86	2,849.01	2,977.92	3,289.86	2,977.92
	c) Spray Dried Food Products	4,334.32	4,399.45	3,839.43	4,334.32	3,839.43
	d) Investment in Joint Venture	1,108.63	943.56	613.01	1,108.63	613.01
	e) Unallocable Assets	253.53	284.45	62.04	253.53	62.04
	Total Segment Assets	42,436.15	47,872.60	39,934.43	42,436.15	39,934.43
4	Segment Liabilities					
	a) Agro Processing-Maize	23,482.57	28,835.65	21,784.34	23,482.57	21,784.34
	b) Agri Seeds	2,486.65	2,023.11	2,445.54	2,486.65	2,445.54
	c) Spray Dried Food Products	1,842.16	1,888.65	2,034.35	1,842.16	2,034.35
	d) Unallocable Liabilities	2,728.51	3,190.85	2,607.60	2,728.51	2,607.60
	Total Segment Liabilities	30,539.89	35,938.26	28,871.83	30,539.89	28,871.83

For and on behalf of the Board of Directors



MEHTA Vishal
Digitally signed by MEHTA VISHAL
Date: 2023.05.24 16:41:31 +05'30'

Vishal Priyam Mehta
Executive Director
DIN : 02690946

Ahmedabad, Gujarat: May 24, 2023

For, Sayaji Industries Limited
Vishal
Director

SHAH & SHAH ASSOCIATES
CHARTERED ACCOUNTANTS

702, ANIKET,
Nr. MUNICIPAL MARKET,
C.G. ROAD, NAVRANGPURA,
AHMEDABAD - 380 009.
PHONE: 26465433
FAX : 079 - 26406983
Email: ca@shahandshah.co.in

INDEPENDENT AUDITOR'S REPORT ON STANDALONE FINANCIAL RESULTS OF SAYAJI INDUSTRIES LIMITED PURSUANT TO REGULATIONS 33 OF SEBI (Listing Obligation and disclosure requirement) Regulations, 2015, as amended.

TO THE BOARD OF DIRECTORS OF SAYAJI INDUSTRIES LIMITED

Report on the audit of the Standalone Financial Results

Opinion

We have audited the accompanying statement of quarterly and year to date Standalone Financial Results of **SAYAJI INDUSTRIES LIMITED** ("the Company") for the quarter and year ended on 31st March, 2023 (the "Statement") being submitted by the Company pursuant to the requirement of Regulation 33 of the SEBI (Listing Obligations and Disclosure Requirements) Regulations, 2015, as amended (the "Listing Regulations").

In our opinion and to the best of our information and according to the explanations given to us, the aforesaid standalone annual financial results:

- i. are presented in accordance with the requirements of Regulation 33 of the Listing Regulations in this regard; and
- ii. gives a true and fair view in conformity with the recognition and measurement principles laid down in the applicable accounting standards and other accounting principles generally accepted in India, of the net profit and other comprehensive income and other financial information for the quarter and year ended 31st March, 2023.

Basis for Opinion

We conducted our audit in accordance with the Standards on Auditing ("SAs") specified under Section 143(10) of the Companies Act, 2013 ("the Act"). Our responsibilities under those SAs are further described in the Auditor's Responsibilities for the Audit of the Standalone Annual Financial Results section of our report. We are independent of the Company, in accordance with the Code of Ethics issued by the Institute of Chartered Accountants of India together with the ethical requirements that are relevant to our audit of the standalone financial statements under the provisions of the Act and the Rules thereunder, and we have fulfilled our other ethical responsibilities in accordance with these requirements and the Code of Ethics. We believe that the audit evidence we have obtained is sufficient and appropriate to provide a basis for our opinion.

Management's Responsibilities for the Standalone Financial Results

These Standalone Financial Results have been prepared on the basis of the Standalone Annual Financial Statements. The Board of Directors of the Company are responsible for the preparation and presentation of the Statement that give a true and fair view of the net profit and other comprehensive income and other financial information in accordance with the applicable Accounting Standard prescribed under Section 133 of the Act read with relevant rules issued thereunder and other accounting principles generally accepted in India and in compliance with Regulation 33 of the Listing Regulations. This responsibility also includes maintenance of adequate accounting records in accordance with the provisions of the Act for safeguarding of the assets of the Company and for preventing and detecting frauds and other irregularities; selection and application of appropriate accounting policies; making judgments and estimates that are reasonable and prudent; and design, implementation and maintenance of adequate internal financial controls that were operating effectively for ensuring the accuracy and completeness of the accounting records, relevant to the preparation and



SHAH & SHAH ASSOCIATES

CHARTERED ACCOUNTANTS

702, ANIKET,
Nr. MUNICIPAL MARKET,
C.G. ROAD, NAVRANGPURA,
AHMEDABAD - 380 009.
PHONE: 26465433
FAX : 079 - 26406983
Email: ca@shahandshah.co.in

presentation of the standalone financial results that give a true and fair view and are free from material misstatement, whether due to fraud or error.

In preparing the standalone financial results, the Board of Directors are responsible for assessing the Company's ability to continue as a going concern, disclosing, as applicable, matters related to going concern and using the going concern basis of accounting unless the Board of Directors either intends to liquidate the Company or to cease operations, or has no realistic alternative but to do so.

The Board of Directors is also responsible for overseeing the Company's financial reporting process.


Auditor's Responsibilities for the Audit of the Standalone Financial Results

Our objectives are to obtain reasonable assurance about whether the Statement as a whole are free from material misstatement, whether due to fraud or error, and to issue an auditor's report that includes our opinion. Reasonable assurance is a high level of assurance, but is not a guarantee that an audit conducted in accordance with SAs will always detect a material misstatement when it exists. Misstatements can arise from fraud or error and are considered material if, individually or in the aggregate, they could reasonably be expected to influence the economic decisions of users taken on the basis of the Statement.

As part of an audit in accordance with SAs, we exercise professional judgment and maintain professional skepticism throughout the audit. We also:

- Identify and assess the risks of material misstatement of the Statement, whether due to fraud or error, design and perform audit procedures responsive to those risks, and obtain audit evidence that is sufficient and appropriate to provide a basis for our opinion. The risk of not detecting a material misstatement resulting from fraud is higher than for one resulting from error, as fraud may involve collusion, forgery, intentional omissions, misrepresentations, or the override of internal control.
- Obtain an understanding of internal control relevant to the audit in order to design audit procedures that are appropriate in the circumstances. Under Section 143(3)(i) of the Act, we are also responsible for expressing our opinion through a separate report on the complete set of standalone financial statements on whether the company has adequate internal financial controls with reference to standalone financial statements in place and the operating effectiveness of such controls.
- Evaluate the appropriateness of accounting policies used and the reasonableness of accounting estimates and related disclosures made by the Board of Directors.
- Conclude on the appropriateness of the Board of Directors' use of the going concern basis of accounting and, based on the audit evidence obtained, whether a material uncertainty exists related to events or conditions that may cast significant doubt on the Company's ability to continue as a going concern. If we conclude that a material uncertainty exists, we are required to draw attention in our auditor's report to the related disclosures in the financial results or, if such disclosures are inadequate, to modify our opinion. Our conclusions are based on the audit evidence obtained up to the date of our auditor's report. However, future events or conditions may cause the Company to cease to continue as a going concern.
- Evaluate the overall presentation, structure and content of the Standalone Financial Results, including the disclosures, and whether the Statement represent the underlying transactions and events in a manner that achieves fair presentation.

We communicate with those charged with governance regarding, among other matters, the planned scope and timing of the audit and significant audit findings, including any significant deficiencies in internal control that we identify during our audit.



SHAH & SHAH ASSOCIATES
CHARTERED ACCOUNTANTS

702, ANIKET,
Nr. MUNICIPAL MARKET,
C.G. ROAD, NAVRANGPURA,
AHMEDABAD - 380 009.
PHONE: 26465433
FAX : 079 - 26406983
Email: ca@shahandshah.co.in

We also provide those charged with governance with a statement that we have complied with relevant ethical requirements regarding independence, and to communicate with them all relationships and other matters that may reasonably be thought to bear on our independence, and where applicable, related safeguards.

Other Matter:

The Statement includes the results for the quarter ended 31st March, 2023 being the balancing figure between audited figures in respect of the full financial year ended 31st March, 2023 and the published year to date figures up to the third quarter of the current financial year which were subject to limited review by us, as required under the Listing Regulations.

Our opinion is not qualified in respect of this matter.



Place : Ahmedabad.
Date : May 24, 2023

For **SHAH & SHAH ASSOCIATES**

Chartered Accountants

Firm Regn. No. 113742W

Partner

BHARAT A. SHAH

Membership No. 30167

UDIN: 23030167BGSSYQ7849

SAYAJI INDUSTRIES LIMITED
Statement of Audited Standalone Financial Results for the Quarter and Year ended March 31, 2023

(₹ in lakhs unless otherwise stated)

Particulars	Quarter ended			Year ended	
	March 31, 2023	Dec 31, 2022	March 31, 2022	March 31, 2023	March 31, 2022
	Audited	Unaudited	Audited	Audited	Audited
Income:					
I (a) Revenue from operations	26,408.48	25,353.25	23,253.84	1,00,568.20	76,441.94
II (b) Other income	527.84	59.44	147.79	1,388.01	475.08
III Total Income	26,936.32	25,412.69	23,401.63	1,01,956.21	76,917.02
Expenses:					
IV (a) Cost of materials consumed	19,366.15	18,290.56	17,062.66	74,970.99	52,976.18
(b) Changes in inventories of finished goods and work-in-progress	950.14	42.24	(788.50)	(406.89)	(872.28)
(c) Employee benefits expense	1,445.28	1,551.94	1,403.95	6,031.58	5,154.55
(d) Finance cost	256.91	249.68	258.38	1,033.57	1,007.24
(e) Depreciation and amortisation expense	358.70	353.78	339.70	1,404.94	1,215.21
(f) Other expenses	4,429.57	4,288.14	4,462.90	18,009.17	14,477.61
Total expenses	26,806.75	24,776.34	22,739.09	1,01,043.36	73,958.51
V Profit/(loss) before tax (III-IV)	129.57	636.35	662.54	912.85	2,958.51
VI Tax expense					
(a) Current tax (Net of utilisation of minimum alternate tax credit)	(51.88)	111.06	104.02	53.98	487.90
(b) Deferred tax	(36.28)	118.50	144.72	137.22	586.22
VII Profit/(loss) after tax (V-VI)	217.73	406.79	413.80	721.65	1,884.39
VIII Other comprehensive income/(loss)					
(a) Items that will not be reclassified to profit or loss (net of tax)	(24.93)	(13.01)	(88.43)	(134.63)	(150.23)
(b) Items that will be reclassified to profit or loss (net of tax)	-	-	-	-	-
IX Total comprehensive income/(loss) for the period/year	192.80	393.78	325.37	587.02	1,734.16
X Paid-up equity share capital (face value of ₹ 5 per share)	316.00	316.00	316.00	316.00	316.00
XI Other equity excluding revaluation reserves as at March 31, 2023/2022				11,258.21	10,734.39
XII Earnings per equity share (in ₹) (not annualised except for the year ended March 31, 2023/2022)					
(a) Basic (in ₹)	3.45	6.44	6.55	11.42	29.82
(b) Diluted (in ₹)	3.45	6.44	6.55	11.42	29.82

Notes for the Audited Standalone Financial Results of the company:

- These audited financial results have been prepared in accordance with the Indian Accounting Standard (referred to as "Ind AS") prescribed under section 133 of the Companies Act, 2013 read with Companies (Indian Accounting Standard) Rules as amended from time to time. These financial results were reviewed by the audit committee and thereafter have been approved by the board of directors at its meeting held on Wednesday, May 24, 2023.
- The Statutory Auditors have conducted audit of these financial results and issued an unmodified opinion on the same.
- The Company has published the standalone financial results along with the consolidated financial results. In accordance with IND AS 108 Operating Segments, the company has disclosed the segment information in the consolidated financial results and therefore no separate disclosure on segment information is given in the standalone financial results for the year ended March 31, 2023.
- The figures for quarter ended March 31, 2023 are balancing figures between the audited figures of year ended March 31, 2023 and the reviewed year-to-date figures up to nine months ended December 31, 2022.
- Figures for the previous period/year have been regrouped/rearranged to make the same comparable with current period/year figures.



For and on behalf of the Board of Directors

MEHTA Digitally signed by
MEHTA VISHAL
Date: 2023.05.24
VISHAL 16:38:14 +05'30'

Vishal Priyam Mehta
Executive Director
DIN : 02690946

Ahmedabad, Gujarat : May 24, 2023

For, Sayaji Industries Limited
Vishal
Director

SAYAJI INDUSTRIES LIMITED
Statement of Audited Standalone Assets and Liabilities

(₹ in lakhs unless otherwise stated)

Particulars ^a	As at	
	March 31, 2023	March 31, 2022
	Audited	Audited
ASSETS		
Non-current assets		
(a) Property, plant and equipment	24,594.24	24,076.01
(b) Capital work-in-progress	2,196.51	338.96
(c) Other Intangible assets	6.01	6.01
(d) Financial assets		
(i) Investments	1,589.80	1,133.34
(ii) Other financial assets	331.56	339.40
(e) Non-current tax assets (net)	217.64	0.29
(f) Other non-current assets	17.60	210.47
Total non-current assets	28,953.36	26,104.48
Current assets		
(a) Inventories	5,128.90	5,461.42
(b) Financial assets		
(i) Trade receivables	4,482.86	5,037.84
(ii) Cash and cash equivalents	54.53	60.68
(iii) Bank balances other than above (ii)	27.85	32.03
(iv) Other financial assets	24.92	132.23
(c) Current tax assets (net)	14.51	13.21
(d) Other current assets	940.52	634.91
Total current assets	10,674.09	11,372.32
Total assets	39,627.45	37,476.80
EQUITY AND LIABILITIES		
Equity		
(a) Equity share capital	316.00	316.00
(b) Other equity	11,258.21	10,734.39
Total equity	11,574.21	11,050.39
Liabilities		
Non-current liabilities		
(a) Financial liabilities		
(i) Borrowings	6,412.16	6,519.25
(ii) Other financial liabilities	2.25	2.00
(b) Provisions	169.83	174.53
(c) Deferred tax liabilities (net)	2,415.07	2,350.16
(d) Other Non Current Liabilities	91.29	95.47
Total non-current liabilities	9,090.60	9,141.41
Current liabilities		
(a) Financial liabilities		
(i) Borrowings	5,083.88	3,141.56
(ii) Trade payables		
(a) Total outstanding dues to micro enterprises and small enterprises	280.74	380.09
(b) Total outstanding dues of creditors other than micro enterprises and small enterprises	11,047.38	11,145.53
(iii) Other financial liabilities	1,118.53	954.61
(b) Other current liabilities	1,288.50	1,580.31
(c) Provisions	143.61	82.90
Total current liabilities	18,962.64	17,285.00
Total liabilities	28,053.24	26,426.41
Total equity and liabilities	39,627.45	37,476.80



Ahmedabad, Gujarat : May 24, 2023

For and on behalf of the Board of Directors

MEHTA
 VISHAL

Digitally signed
 by MEHTA
 VISHAL
 Date: 2023.05.24
 16:38:45 +05'30'

Vishal Priyam Mehta
 Executive Director
 DIN : 02690946

For, Sayaji Industries Limited

Vishal
 Director

SAYAJI INDUSTRIES LIMITED
Statement of Audited Standalone Cash Flows

(₹ in lakhs unless otherwise stated)

Particulars	For the year ended	For the year ended
	March 31, 2023	March 31, 2022
	Audited	Audited
A Cash flow from operating activities:		
Net profit/(loss) before tax	912.85	2,958.51
Adjustments for:		
(a) Depreciation and amortisation	1,404.94	1,215.21
(b) Interest expenses	1,033.57	1,007.24
(c) (Profit)/loss on sale of Investment	(5.37)	-
(d) Interest income	(16.34)	(178.67)
(e) Share of (profit)/loss in Alland & Sayaji LLP	(423.78)	(83.22)
(f) Share of (profit)/loss in Sayaji Seeds LLP	50.56	63.52
(g) Provision for credit impaired of trade receivable/doubtful advances	(0.17)	(3.38)
(h) Loss/(Profit) on sale of property, plant and equipment (net)	(766.69)	(5.38)
(i) Government grant income	(4.18)	(0.35)
(j) Unrealised exchange fluctuation loss/(gain) (net)	(2.21)	(31.56)
Operating profit before working capital changes:	2,183.18	4,941.92
Adjustments for:		
(a) Trade and other receivables	364.60	(534.86)
(b) Inventories	332.52	(523.79)
(c) Trade and other payables	(542.87)	4,274.75
Cash generated from operations activities:	2,337.43	8,158.02
Less: Income taxes paid (net)	272.63	416.99
Net cash (used in) / generated from operating activities - (A)	2,064.80	7,741.03
B Cash flow from investing activities:		
(a) Purchase of property, plant and equipment	(3,665.16)	(3,431.61)
(b) Sale of property, plant and equipment	895.19	20.97
(c) Investments in joint venture and limited liability partnership	(83.24)	(122.73)
(d) Proceed from Sale of Investment	5.37	-
(e) Interest received	16.34	178.67
(f) Bank deposits received/(placed)	6.00	(26.00)
(g) Margin money or security deposits received/(placed)	1.84	(51.39)
(h) Balance in earmarked accounts	4.18	3.54
Net cash (used in) / generated from investing activities - (B)	(2,819.48)	(3,428.55)
C Cash flow from financing activities:		
(a) (Repayment)/Proceeds of borrowings	1,835.23	(3,262.61)
(b) Interest paid	(1,023.50)	(1,004.60)
(c) Dividend paid	(63.20)	(63.20)
Net cash (used in)/generated from financing activities - (C)	748.53	(4,330.41)
Net increase/(decrease) in cash and cash equivalents - (A+B+C)	(6.15)	(17.93)
Add: Cash and cash equivalents at the beginning of the year	60.68	78.61
Cash and cash equivalents at the end of the year	54.53	60.68

For and on behalf of the Board of Directors



MEHTA Digitally signed by
 MEHTA VISHAL
VISHAL Date: 2023.05.24
 16:39:12 +05'30'

Vishal Priyam Mehta
 Executive Director
 DIN : 02690946

Ahmedabad, Gujarat : May 24, 2023

For, Sayaji Industries Limited

 Director