

Date: 5th February, 2023

The Bombay Stock Exchange Ltd. Corporate Relationship Department, Phiroze Jeejeebhoy Towers, Dalal Street, Fort, Mumbai-400001 Scrip Code:532644 (ISIN.INE 823G01014) Through BSE Listing Centre	National Stock Exchange of India Ltd., Exchange Plaza, Bandra Kurla Complex, Bandra (E), Mumbai-400051 Scrip Code: JKCEMENT (ISIN.INE823G01014) Through: NEAPS
--	--

Dear Sirs,

Sub: Disclosure under SEBI (Listing Obligations and Disclosure Requirements) Regulations, 2015

The outcome and result of the Board Meeting held today i.e. 05.02.2023 has been intimated to your esteemed stock-exchange and also uploaded on the website www.jkcement.com. In compliance with Regulation 46 of Listing Regulations, the Investor Presentation has been uploaded on the Company's website www.jkcement.com.

Please take the aforesaid information on record and oblige.

Sincerely,



Shambhu Singh
Vice President (Legal) & Company Secretary
FCS No.5836

Encl: Investor Presentation



Corporate Office
Padam Tower, 19 DDA Community Centre
Okhla, Phase - 1, New Delhi - 110020, India
+011-49220000
admin.padamtower@jkcement.com
www.jkcement.com

JK SUPER
CEMENT
BUILD SAFE

JK CEMENT
WallMax
White Cement Wall Putty

Manufacturing Units at :
Nimbahera, Mangrol, Gotan (Rajasthan) | Muddapur (Karnataka)
Jharti (Haryana) | Katni (M.P.) | Aligarh (U.P.) | Balasinor (Gujarat)



Investor Presentation

Oct-Dec'22

Q3 FY23

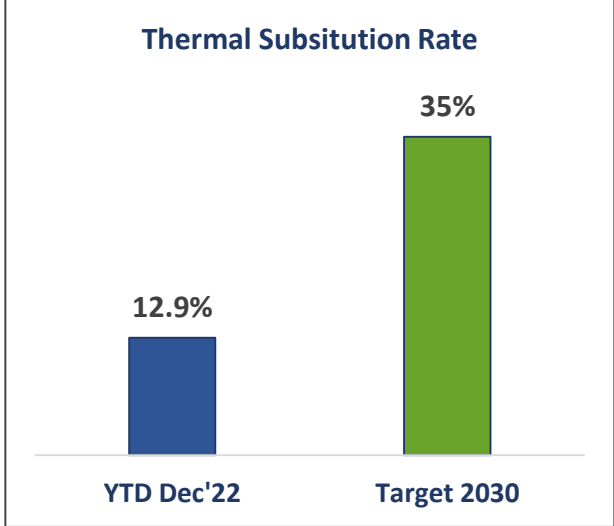
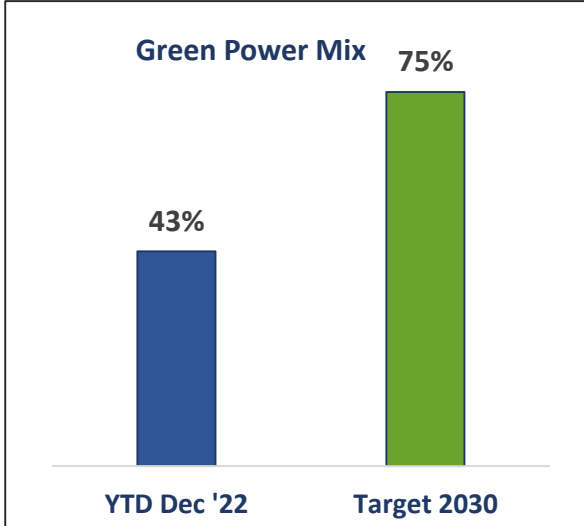
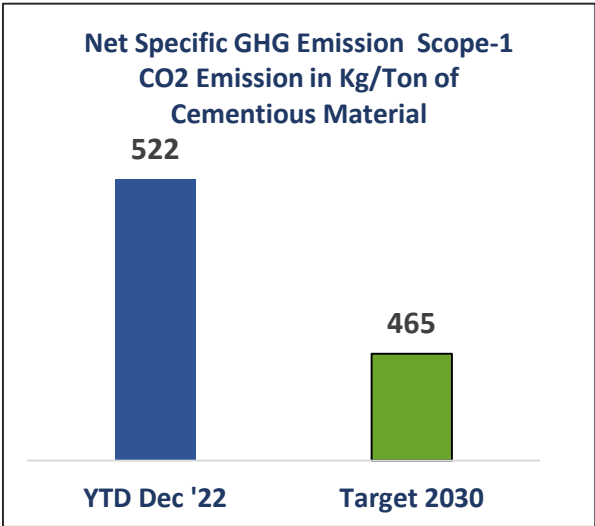
J.K. Cement Ltd.



ESG Update



Environment Footprints



Maintaining Ecological Footprint



First Biodiversity Park spread across 50 Hectares area of Ahirpura Mines creating safe and secure habitat for local flora and fauna .

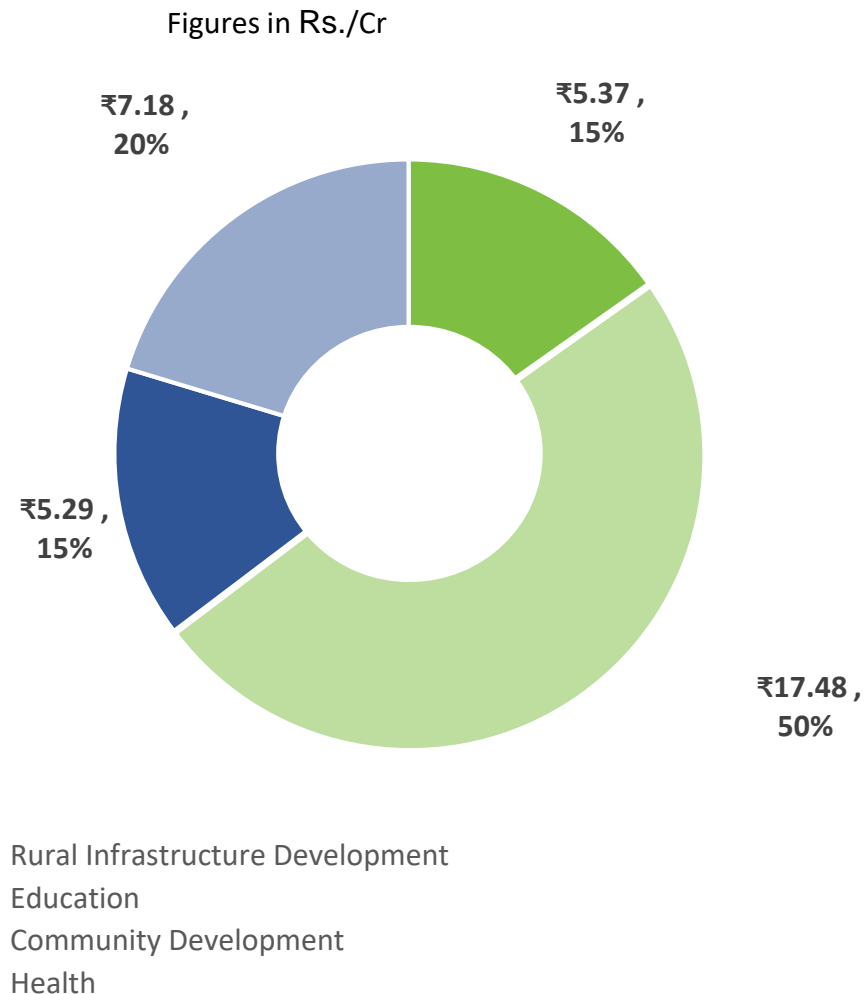


More than 2 Lakhs Sapling planted across all our sites including mines with an investment of around Rs 4 crores .

Rs 35.32 crores spent on Social Activities (including CSR spent of Rs 19.38 crores) YTD Dec'22.

Key initiatives taken during the period -

- 1) Contribution to University for promoting higher education for children.
- 2) Contribution to MCD schools for uplifting education system with smart classes.
- 3) Contribution to Vocational Training Centre ITI in Rajasthan & U.P.
- 4) Contribution towards IIT- Kanpur for development of Super Specialty Hospital
- 5) Contribution to JK Gram Trust Vikas Yojana. (Cattle Breeding Project)
- 6) Community development by promoting sports activity, laying of water pipeline and construction of CC road in villages . Animal vaccination drive for prevention of Lumpi disease.
- 7) Construction of Guest House at Mahakaleswar Temple in Ujjain.



Corporate Social Responsibility



Construction of Guest House at Mahakaleswar Temple Ujjain



Laying of Water pipeline at Payeri village at Karunda.



JK Cement Work ,Jharli adapted Tuberculosis (TB) Patients from surrounding village .

Corporate Social Responsibility



Gyankendra at Chittorgarh - Providing Environment and Infrastructure to youth preparing for competitive exams.

कार्यालय संयुक्त निदेशक पशुपालन विभाग चितौड़गढ़ द्वारा जे.के. सीमेन्ट को किया सम्मानित



निम्बार्हेड़ा (हुबमनामा समाचार)। कार्यालय संयुक्त निदेशक, पशुपालन विभाग, चितौड़गढ़ द्वारा लम्पी रोग उन्मूलन कार्य के बचाव एवम् उपचार के क्षेत्र में सराहनीय कार्य करने के लिये संयुक्त निदेशक पशुपालन विभाग डॉ.नेत्रपाल सिंह द्वारा प्रशस्ति पत्र प्रदान कर सम्मानित किया।
डॉ.नेत्रपाल सिंह ने बताया कि जे-के-सीमेन्ट निम्बार्हेड़ा एवम् पशु पालन

विभाग के संयुक्त प्रयासों से ही हम क्षेत्र में आवृषी महामारी लम्पी रोग के निवारण व वैकसीनेशन में पशुपालन विभाग के साथ मिलकर सराहनीय कार्य किया, जिससे अन्य क्षेत्रों की तुलना में पशु मृत्यु दर में काफी गिरावट आयी।
इसी क्रम में जे-के-सीमेन्ट के प्रभाकर मिश्रा हेड-एच आर ने डॉक सराहना हेतु प्रशंसा का धन्यवाद किया तथा गो पालक हेतु संयुक्त निर्देशक से

पशुओं की उपयुक्त रख-रखाव व चिकित्सा हेतु आवश्यक जानकारी से सम्बन्धित प्रशिक्षण हेतु निवेदन भी किया जिस हेतु डॉ.नेत्रपाल सिंह जी ने डॉक जानकारी देने हेतु विश्वास दिलाया।
डॉक मीके पर जे-के-सीमेन्ट से अजय कुमार उपाध्यक्ष एवम् यशवीर शर्मा तथा जे-के-ट्रस्ट से डॉ.प्रवीणकुमार व नन्द किशोर सोनी, ओमैन्ड सिंह और सभी गो पाल उपस्थित थे।

JK Cement Work , Nimbahera recd. award for Outstanding work from District Animal Husbandry Department for treatment of Lumpy Disease in animals.



Mobile Medical Unit Flagged off at Panna (M.P)



JK Cement Work , Muddapur organised Health Camp at Halki Village in association with SN Medical College Bagalkot

Corporate snapshot



Upgraded Line 3,
Nimbahera

Cementing pathways to shared progress

- **One of India's leading** cement and building products manufacturers
- **Partner in the nation's progress for over 45 years** with our products catering to infrastructure development needs
- Portfolio spans Grey Cement, White Cement (WhitemaxX) and value-added products like - **WallmaxX, GypsomaxX, TilemaxX, ShieldmaxX, Repairmaxx, SmoothmaxX and Wood Amore.**
- **Focused expansion programme, cost optimisation, utilisation ramp-up at new facilities and ability to capitalize on emerging opportunities** enable us to stay true to our purpose across economic cycles
- **Integrated cement manufacturing plants and split grinding units enjoy strategic locational advantage for their proximity to our captive limestone mines** and fly ash source respectively, and for being well connected to end-markets by road and rail networks.
- **Acquired 60% stake in Acro Paints Limited through wholly owned subsidiary for Rs 153 crores .The balance 40% shall be acquired over a period of 12 months as per definitive agreement.**



Strategically located manufacturing presence and future expansion

Our plants

Grey Cement

- A. Nimbahera, Chittorgarh (Rajasthan)
- B. Mangrol, Chittorgarh (Rajasthan)
- C. Muddapur, Bagalkot (Karnataka)
- D. Gotan, Nagaur (Rajasthan)
- E. Jharli, Jhajjar (Haryana)
- F. Aligarh (Uttar Pradesh)
- G. Balasinor (Gujarat)
- H. Panna, Madhya Pradesh *
- I. Hamirpur, Uttar Pradesh *

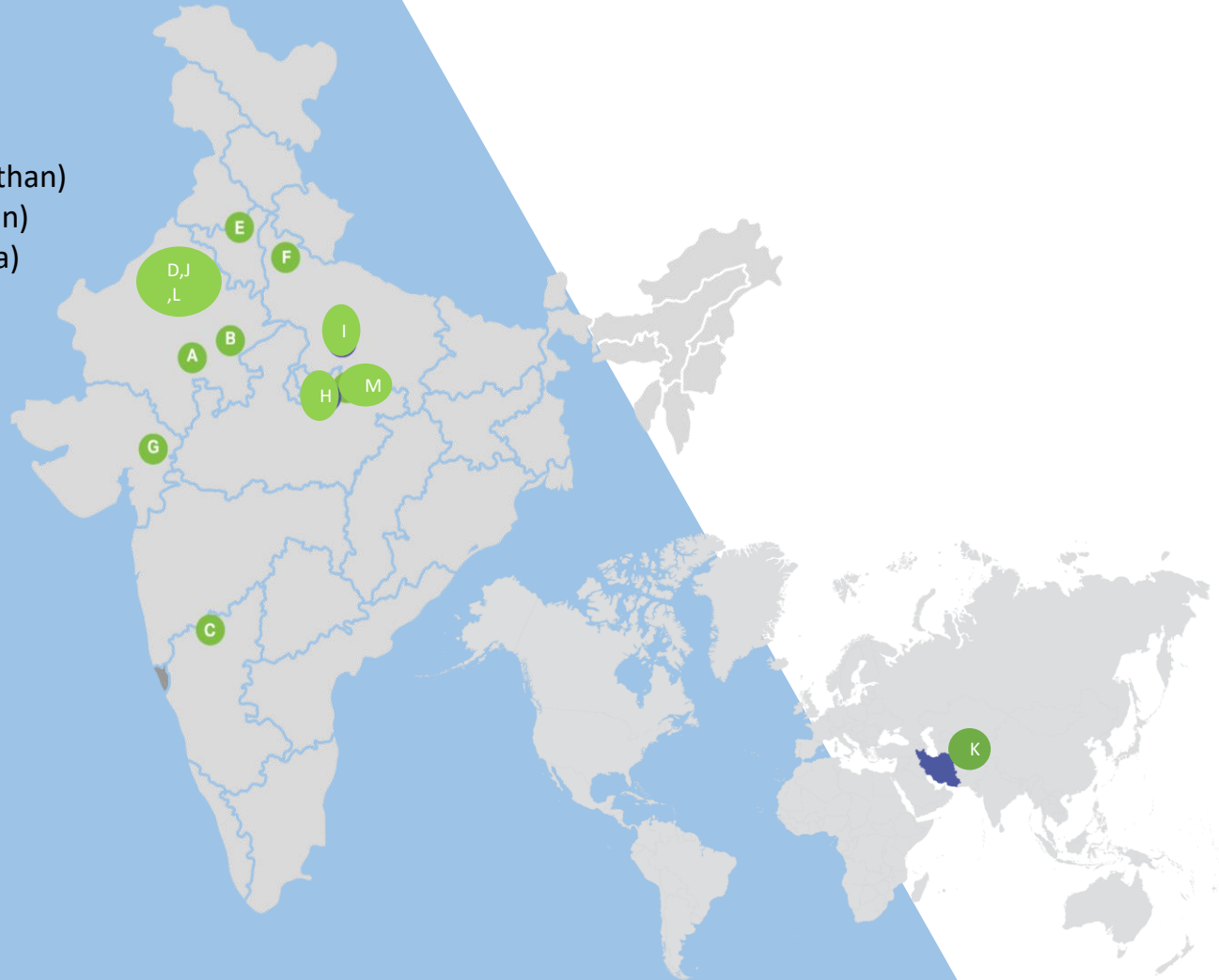
White Cement

- J. Gotan, Nagaur (Rajasthan)
- K. Fujairah (UAE) *

Wall Putty

- L. Gotan, Nagaur (Rajasthan)
- M. Katni (Madhya Pradesh)

*In Wholly Owned Subsidiary

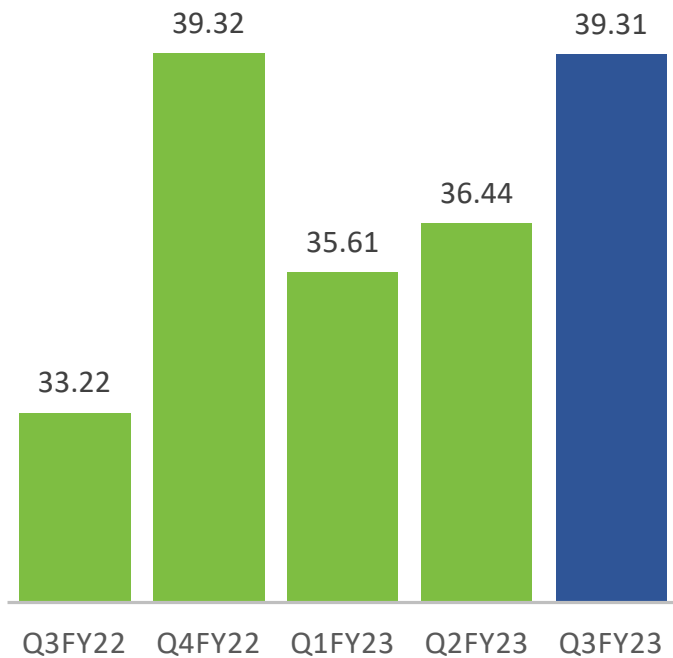


Performance highlights



Volume growth (Standalone)

18 % Growth in Q3FY23 over Q3 FY22



Key drivers on YOY basis (Grey Cement)

93% Capacity Utilization (16 % Up)

23% Increase in Volumes

1% Increase in Cement Realization per ton

62% Blending Ratio (1% down)

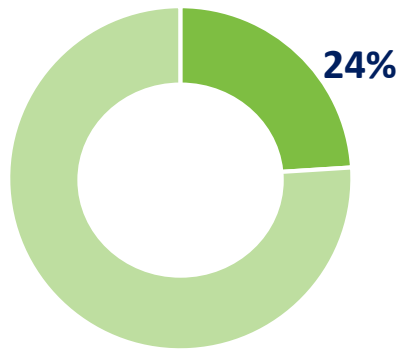
67% Trade Sales Mix (2% down)

9% Premium Product Sales as % of Trade Sales
(3 % Up)

Key movement in costs in Q3FY23



LOGISTICS COST

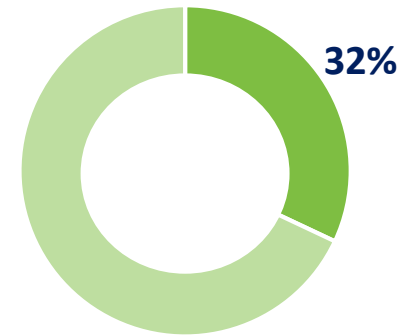


Rs. 1240 /M.T
7% up YOY

Increase in Lead Distance & Busy season surcharge on Rail freight



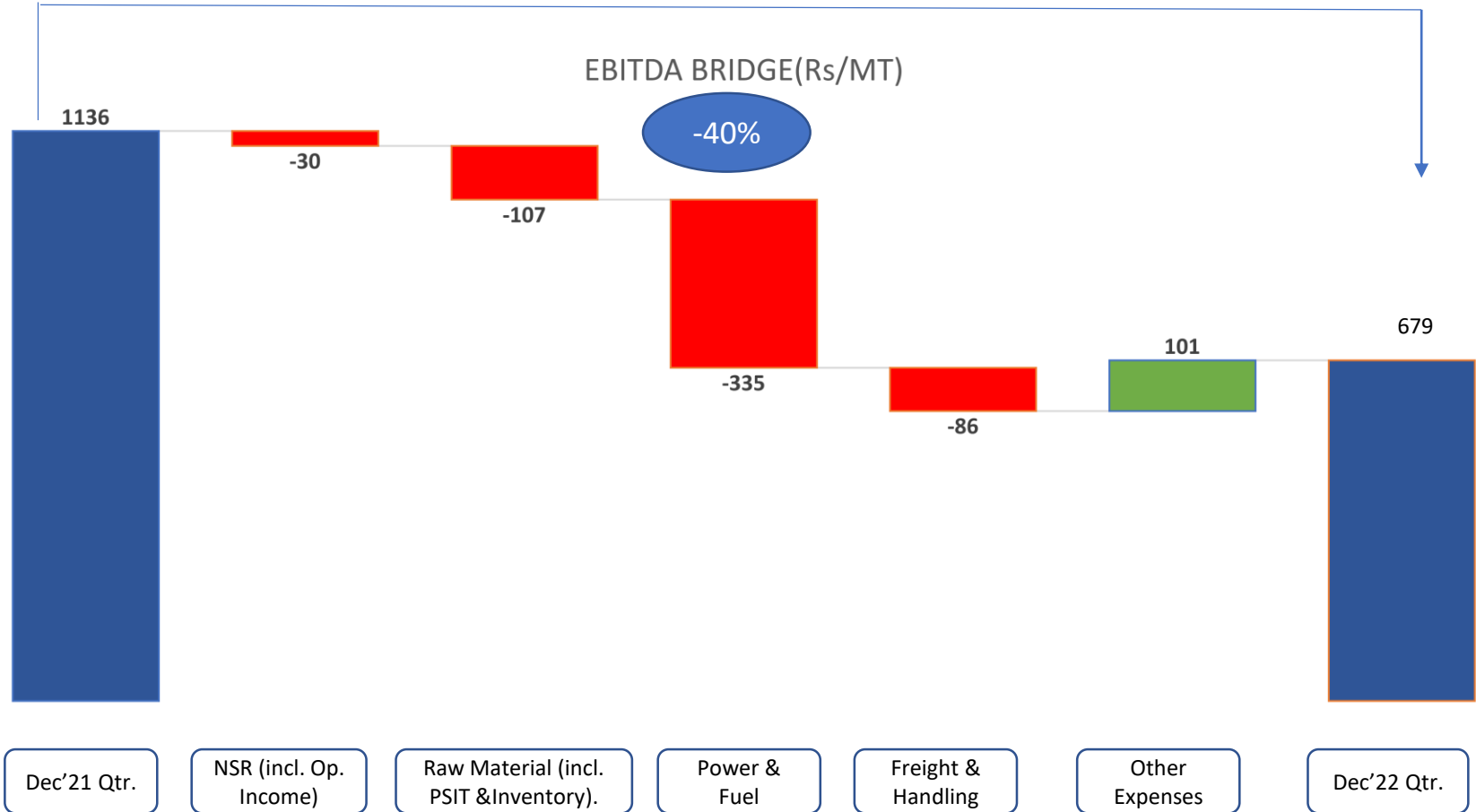
ENERGY COST



Rs.1646 /M.T
26 % up YOY

Increase in Pet coke /Imported Coal Prices

EBITDA Waterfall Dec'22 Qtr.



Note: Other Expenses includes Employee cost as well & Raw Material includes PSIT & Inventory.

Expansion –Project Status

Expansion	Additional Capacity	Status Update	CAPEX YTD Dec'22
Greenfield Expansion at Panna (IU) with Hamirpur(GU)	Grey cement plant of 4 MnTPA	<ul style="list-style-type: none">• Panna – Post Commissioning of Cement Grinding & Packing System on 2nd Nov'22 .Clinker production also started on 3rd Dec'22.• Hamirpur – Cement Production and Dispatches started on 25th Nov'22. <p>Expenditure as on date is Rs 2723 crores , out of which Rs 1455 crores is funded by borrowing .</p>	Rs.2723 crores

Financial Highlights - QOQ

Particulars	Q3 FY23	Q2 FY23	Inc./Dec.	
Sales Volume (Lakhs M.T)*	39.31	36.44	8%	▲
Net Sales (Rs. Cr)	2233.61	2088.93	7%	▲
EBITDA (Rs. Cr)	266.90	302.60	12%	▼
EBITDA Margin	11.95%	14.49%	18%	▼
EBITDA (Rs. M.T)	679	831	18%	▼

* Include Clinker Sale

Financial Highlights - YOY

Particulars	Q3 FY23	Q3 FY22	Inc./Dec.	
Sales Volume (Lakhs M.T)*	39.31	33.22	18%	▲
Net Sales (Rs. Cr)	2233.61	1902.79	17%	▲
EBITDA (Rs. Cr)	266.90	377.25	29%	▼
EBITDA Margin	11.95%	19.83%	40%	▼
EBITDA (Rs. M.T)	679	1136	40%	▼

*Include Clinker Sales

Financial Highlights

- Q3 FY23 vs Q2 FY23

Particulars (Rs. Cr.)	Q3FY23	Q2FY23	Inc./Dec	
Revenue from Operations	2288	2142	7%	▲
Other Income	22	23	4%	▼
Operating Expenses	2025	1845	10%	▲
Depreciation	90	90	-	▬
Finance Cost	66	62	5%	▲
Profit Before Tax	129	167	23%	▼
Provision for Tax	32	42	25%	▼
Profit After Tax	97	125	22%	▼
EPS in Rs	12.50	16.16	23%	▼
Net Sales	2234	2089	7%	▲
EBITDA	267	303	12%	▼
EBITDA Margin (%)	11.95%	14.49%	18%	▼

Financial Highlights

- Q3 FY23 vs Q3 FY22

Particulars (Rs. Cr.)	Q3FY23	Q3 FY 22	Inc./Dec.	
Revenue from Operations	2288	1940	18%	▲
Other Income	22	26	17%	▼
Operating Expenses	2025	1570	29%	▲
Depreciation	90	72	26%	▲
Finance Cost	66	65	1%	▲
Profit Before Tax	129	260	50%	▼
Provision for Tax	32	93	65%	▼
Profit After Tax	97	167	42%	▼
EPS in Rs	12.50	21.66	42%	▼
Net Sales	2234	1903	17%	▲
EBITDA	267	377	29%	▼
EBIDTA Margin (%)	11.95%	19.83%	39%	▼

Financial Highlights

- Nine Months Ended YTD Dec'22

Particulars (Rs. Cr.)	YTD Dec'22	YTD Dec'21	Inc./Dec	
Revenue from Operations	6596	5410	22%	▲
Other Income	67	101	34%	▼
Operating Expenses	5636	4311	31%	▲
Depreciation	270	206	31%	▲
Finance Cost	190	180	5%	▲
Profit Before Tax	567	814	30%	▼
Provision for Tax	164	270	39%	▼
Profit After Tax	403	544	26%	▼
EPS in Rs	52.10	70.46	26%	▼
Net Sales	6445	5305	21%	▲
EBITDA	974	1139	14%	▼
EBIDTA Margin (%)	15.11%	21.46%	30%	▼

Debt profile -Standalone

Particulars	As on 31 st Dec' 22	As on 31 st March 22
Gross Debt (Rs./Cr)	2686	2850
Cash (Rs./Cr)	1231	1244
Net Debt (Rs/Cr)	1455	1606
Net Debt /EBITDA	1.06	1.05
Equity (Rs./Cr)	4541	4252
Net Debt/Equity	0.32	0.38

Debt profile -Consolidated

Particulars	As on 31 st Dec' 22	As on 31 st March 22
Gross Debt (Rs./Cr)	4141	3434
Cash (Rs./Cr)	1270	1284
Net Debt (Rs/Cr)	2871	2150
Equity (Rs./Cr)	4541	4252
Net Debt/Equity	0.63	0.51

Thank You

