

## McNally Bharat Engineering Company Limited

CIN : L45202WB1961PLC025181  
Corporate Office : Ecospace Campus 2B 11F/12  
New Town Rajarhat North 24 Parganas Kolkata 700 160  
T +91 33 30141111  
E mbe.corp@mbecol.co.in W www.mcnallybharat.com  
Registered Office : 4 Mangoe Lane Kolkata-700 001

July 29, 2021

**Bombay Stock Exchange Limited**  
Floor 25, Phiroze Jeejeebhoy Towers  
Dalal Street  
Mumbai – 400001

**National Stock Exchange of India Ltd.**  
Exchange Plaza,  
Plot no. C/1, G Block, Bandra - Kurla  
Complex, Bandra (E), Mumbai - 400 051

Dear Madam/Sir,

**Sub: Disclosure of Related Party Transactions pursuant to Regulation 23(9) of SEBI (Listing Obligations and Disclosure Requirements) Regulations, 2015**


Pursuant to Regulation 23(9) of Securities and Exchange Board of India (Listing Obligation & Disclosure Requirements) Regulations, 2015, we hereby submit the disclosure on Related party Transactions on consolidated basis, in the format specified in the relevant accounting standards for annual results for the Year ended 31<sup>st</sup> March, 2021.

Kindly take the above information on record and acknowledge the receipt.

Thanking You,

Yours Faithfully  
For **McNally Bharat Engineering Company Limited**

**Rahul Banerjee**  
Company Secretary



(All amounts are in Rs in lacs unless otherwise stated)

**Related Party Disclosures**

As required by Ind AS 24, Related Party Disclosures are given below:

**(a) Subsidiaries**

- (i) McNally Sayaji Engineering Limited (MSEL)
- (ii) McNally Bharat Equipments Limited (MBEL)
- (iii) MBE Mineral Technologies Pte Limited
- (iv) MBE Minerals Zambia Limited

**(b) Subsidiary of McNally Sayaji Engineering Limited**

- (i) MBE Coal & Mineral s Technologies India Private Limited

**(c) Joint Venture**


- (i) EMC MBE Contracting Company LLC
- (ii) McNally - Trolex
- (iii) McNally -AML
- (iv) McNally-Trolex-Kilburn

**(d) Post employment benefit plan of the Company**

- (i) McNally Bharat Executive Staff Gratuity Fund
- (ii) McNally Bharat Employees Provident Fund

**(e) Key Managerial Personnel**

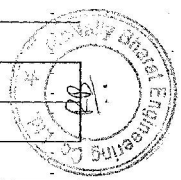
- (i) Mr. Aditya Khaitan - Chairman
- (ii) Mr. Srinivash Singh - Managing Director
- (iii) Ms. Arundhati Dhar - Independent Director
- (iv) Mr. A.K Barman - Independent Director
- (v) Mr. Nilotpal Roy - Independent Director
- (vi) Ms. Kasturi Roychoudhury - Independent Director
- (vii) Mr. Manoj Kumar Digga, Chief Financial Officer [Resigned w.e.f. September 02, 2020]
- (viii) Mr. Brij Mohan Soni, Chief Financial Officer [Appointed w.e.f. September 07, 2020]
- (ix) Mr. Rahul Banerjee - Company Secretary



The following transactions were carried out with Related Parties in the ordinary course of business:


Description	MBE Coal & Mineral Technology India Private Limited	MBE Mineral Technologies Pte Limited	EMC MBE Contracting Co LLC	MBE Coal & Mineral Technologies GmbH	McNally Sayaji Engineering Limited	McNally Bharat Equipments Limited	MBE Minerals Zambia Limited	McNally Bharat Engg. (S.A.) Proprietary Limited
Purchase of Materials and components	297.35 (487.32)	-	-	-	450.29 (510.99)	-	-	-
Rendering of services	150.85 (277.22)	-	-	-	321.24	-	-	-
Purchase of services	- (5.00)	-	-	-	-	-	-	-
Sale of Services	9.17 (0.36)	-	-	-	-	-	-	-
Bank Charges Reimbursed	-	-	-	-	-	-	-	-
Rent paid	-	-	-	-	48.00 (48.00)	-	-	-
Withholding Tax paid	-	-	-	-	-	-	-	-
Loan Given	-	-	-	-	-	-	-	-
Loan Taken	-	-	-	-	-	-	-	-
Dividend received	-	-	-	-	-	-	-	-
Advance Refund	-	-	-	-	-	-	-	-
Loans repaid	-	-	-	-	-	-	-	-
Guarantee given	-	-	-	-	-	-	-	-
Guarantee Charges received	-	-	-	-	-	-	-	-
Advance given	-	-	-	-	-	-	-	-
Provision for impairment in value of investments	-	-	-	-	-	-	-	-
Sale of Investment	-	-	-	-	-	-	-	-
Interest received on loan	-	-	-	-	-	-	-	-
Impairment in value of advances	-	-	-	-	-	-	-	-
Electricity Expenses incurred during the year	-	-	-	-	39.94	-	-	-
Rental income earned during the year	-	-	-	-	23.82	-	-	-
Interest Paid	-	-	-	-	-	-	-	-

McNally Bharat Engineering Company Limited



**Transactions with Key Managerial Personnel:**

Key Managerial Personnel	2020-21			2019-20		
	Remuneration	Sitting fees	Outstanding Balance payable as at year end	Remuneration	Sitting fees	Outstanding Balance payable as at year end
Mr. Srinivash Singh	182.60	-	11.87	220.13	-	23.60
Mr. Manoj Kumar Digga	-	-	-	155.00	-	15.36
Mr. Indranil Mitra*	-	-	-	8.48	-	-
Mr. Rahul Banerjee *	10.74	-	0.96	7.79	-	1.82
Mr. Aditya Khaitan		1.00	-		1.20	-
Mr. Mr. Brij Mohan Soni	39.67		5.26			
Ms. Kasturi Roy Choudhury		1.00				
Mr. Nilotpall Roy		.80				
Ms. Arundhati Dhar		2.00	-		3.20	-
Mr. A.K Barman		2.00	-		3.20	-




Remuneration includes	2020-21		2019-20	
	Short term employee benefits	Post employment benefits	Short term employee benefits	Post employment benefits
Mr. Srinivash Singh	182.60	-	220.13	-
Mr. Brij Mohan Soni	37.83	1.84		
Mr. Manoj Kumar Digga	41.05	2.86	147.90	7.10
Mr. Rahul Banerjee *	10.19	.55	7.44	.35
Mr. Indranil Mitra *		-	8.48	.35

This does not include the impact of provision made on actuarial valuation of retirement benefit/ long term Schemes and provision made during the year towards Post employment benefits as the same are not separately ascertainable for individual directors.

**Details of contribution to post employment benefit plans**

Remuneration includes	2020-21	2019-20
McNally Bharat Executive Staff Gratuity Fund	52.39	61.20
McNally Bharat Employees Provident Fund	193.72	258.90



Outstanding Balance as at 31<sup>st</sup> March, 2021

Description	MBE Coal & Mineral Technology India Pvt.Ltd	MBE Mineral Technologies Pte Ltd.	EMC MBE Contracting Co LLC	MBE Coal & Mineral Technologies GmbH	MBE EWB Technologies Kft	McNally Sayaji Engineering Limited	McNally Bharat Equipments Limited	MBE Minerals Zambia Limited	McNally Bharat Engg. (S.A.) Proprietary Ltd.
Investment at the year end	-	-	-	-	-	-	-	-	-
	-	-	-	-	-	-	(9.94)	(4.69)	(0.13)
Provision for impairment in value of investments	-	-	-	-	-	-	-	(4.69)	(0.13)
Guarantees received	-	-	-	-	-	-	-	-	-
Guarantees given	(2,890.59)	-	-	-	-	-	-	-	-
Outstanding payables	120.86	-	-	1.58	-	-	-	-	3.38
	(247.64)	-	-	(1.52)	-	-	-	-	(3.90)
Outstanding Receivables	396.32	-	-	-	-	3,125.69	-	-	-
	(445.32)	-	-	-	-	(2,613.48)	-	(1,385.04)	(40.08)
Allowance for doubtful receivables	-	-	-	-	-	-	-	-	-
	-	-	-	-	-	-	-	(1,385.04)	(40.08)

