

October 29, 2021

BSE Limited,
25, P. J. Towers,
Dalal Street,
Mumbai – 400 001

Scrip Code: 500120

Sub: Outcome of Board Meeting held on October 29, 2021

Respected Sir / Ma'am,

This is to inform that at the meeting of the Board of Directors of the Company held today, the following business was approved:

1. Consideration and approval of Standalone and Consolidated Unaudited Financial Results along with Limited Review Report for the period ended September 30, 2021 as per Regulation 33 of SEBI (LODR) Regulations, 2015.


The Board meeting commenced at **12.07 p.m** and concluded at 1.16 p.m.


Further, pursuant to SEBI (Prohibition of Insider Trading) Regulations, 2015 and as per the 'code of Internal procedures and conduct for regulating monitoring and reporting of trading by insiders' adopted by the Company, the Trading Window for the Directors and designated employees of Company was closed from October 01, 2021 and it will be opened on November 01, 2021.

Kindly take the above mentioned information on records.

Thanking You,

Yours Faithfully,
For Diamines and Chemicals Limited


Hemaxi Pawar
Company Secretary
Encl. As above



INDEPENDENT AUDITORS' REVIEW REPORT ON THE UNAUDITED STANDALONE FINANCIAL RESULTS OF THE COMPANY


To,
The Board of Directors
Diamines and Chemicals Limited

We have reviewed the accompanying Statement of Unaudited Standalone Financial Results of **Diamines and Chemicals Limited** ("the Company") for the quarter and half year ended on September 30, 2021, (hereinafter referred to as "the Statement" and initialed by us for the purpose of identification), being submitted by the Company pursuant to the requirement of Regulation 33 of the SEBI (Listing Obligations and Disclosure Requirements) Regulations, 2015 as amended. This Statement is the responsibility of the Company's Management and has been approved by the Board of Directors. Our responsibility is to express a conclusion on the Statement based on our review.

We conducted our review of the Statement in accordance with the Standard on Review Engagements (SRE) 2410 "Review of Interim Financial Information Performed by the Independent Auditor of the Entity", issued by the Institute of Chartered Accountants of India. This standard requires that we plan and perform the review to obtain moderate assurance as to whether the Statement is free of material misstatement. A review is limited primarily to inquiries of company personnel and analytical procedures applied to financial data and thus provides less assurance than an audit. We have not performed an audit and, accordingly, we do not express an audit opinion.

Based on our review conducted as above, nothing has come to our attention that causes us to believe that the accompanying Statement, prepared in accordance with applicable Indian Accounting Standards (Ind AS) specified under section 133 of the Companies Act, 2013, as amended, read with relevant rules issued thereunder and other accounting principles generally accepted in India has not disclosed the information required to be disclosed in terms of Regulation 33 of the SEBI (Listing Obligations and Disclosure Requirements) Regulations, 2015, as amended, including the manner in which it is to be disclosed, or that it contains any material misstatement.

For K. C. Mehta & Co.
Chartered Accountants
Firm's Registration No. 106237W



Neela R. Shah
Partner
Membership No. 045027
UDIN: 21045027AAAAHL4423
Place: Vadodara
Date: October 29, 2021



DIAMINES AND CHEMICALS LIMITED

CIN : L24110GJ1976PLC002905

Registered Office : Plot No.13 P.C.C. Area, P.O.Petrochemicals, Dist. Vadodara 391346(Gujarat)


Phone : 0265-3920200 Fax : 0265-2230218

Email : info@dacl.co.in Website : www.dacl.co.in

PART I : STATEMENT OF UNAUDITED STANDALONE FINANCIAL RESULTS FOR THE QUARTER AND HALF YEAR ENDED 30TH SEPTEMBER,2021

(₹ in Lakhs)

Particulars	Quarter ended			Half Year ended		Year ended
	30th September, 2021	30th June, 2021	30th September, 2020	30th September, 2021	30th September, 2020	31st March, 2021
	Unaudited	Unaudited	Unaudited	Unaudited	Unaudited	Audited
I Revenue from Operations	1,412.17	1,481.97	1,544.05	2,894.14	3,401.47	6,281.77
II Other Income	39.06	48.81	55.55	87.87	110.17	255.24
III Total Income (I+II)	1,451.23	1,530.78	1,599.60	2,982.01	3,511.64	6,536.95
IV Expenses:						
(a) Cost of Material Consumed	524.89	380.14	344.19	905.03	949.79	1,640.02
(b) Changes in Inventories of Finished Goods and Work-in-progress	(111.76)	139.38	(69.25)	27.62	(122.88)	113.21
(c) Employee Benefit Expenses	198.65	207.39	187.42	406.04	360.31	736.63
(d) Finance Costs	2.71	1.34	1.02	4.05	2.39	7.54
(e) Depreciation and amortisation expense	42.41	41.05	44.70	83.46	87.45	178.55
(f) Other Expenses	340.93	312.54	269.33	653.47	496.57	1,276.55
Total Expenses	997.83	1,081.84	777.41	2,079.67	1,773.63	3,952.55
V Profit before tax (III-IV)	453.40	448.94	822.19	902.34	1,738.01	2,584.39
VI Tax Expense:						
(a) Current Tax	116.03	121.44	233.99	237.47	515.69	695.55
(b) Tax relating to earlier years	-	-	(5.24)	-	(5.24)	(117.11)
(c) Deferred Tax	1.30	(44.79)	14.91	(43.49)	17.70	(97.42)
Total tax expenses	117.33	76.65	243.66	193.98	528.15	481.02
VII Profit for the period (V-VI)	336.07	372.29	578.53	708.36	1,209.86	2,103.37
VIII Other Comprehensive Income (OCI)						
A. Items that will not be reclassified subsequently to profit or loss						
i Remeasurement gain/(loss) on the Defined Benefit Plans	8.71	(0.58)	2.40	8.13	(4.41)	(2.33)
ii Gain/(Loss) on measuring equity instruments at Fair Value carried through Other Comprehensive Income (FVTOCI)	168.64	90.38	118.61	259.02	199.57	334.04
iii Income tax	(21.48)	(10.19)	(14.52)	(31.67)	(21.97)	(37.63)
B Items that will be reclassified subsequently to profit or loss						
Total Comprehensive Income for the period (VII+VIII)	491.94	451.90	685.02	943.84	1,383.05	2,397.45
X Paid-up Equity Share Capital (Face Value of ₹ 10 each)	978.32	978.32	978.32	978.32	978.32	978.32
XI Other Equity						7,524.25
XII Earnings per equity share (Face Value of ₹ 10 each) - (not annualised)						
Basic and Diluted (₹)	3.44	3.81	5.91	7.24	12.37	21.50



DIAMINES AND CHEMICALS LIMITED

CIN : L24110GJ1976PLC002905

Registered Office : Plot No.13 P.C.C. Area, P.O.Petrochemicals, Dist. Vadodara 391346(Gujarat)

Phone : 0265-3920200 Fax : 0265-2230218

Email : info@dacl.co.in Website : www.dacl.co.in

PART II : SEGMENT WISE REVENUE, RESULTS, ASSETS & LIABILITIES (STANDALONE)

(₹ in Lakhs)

Particulars	Quarter ended			Half Year ended		Year ended
	30th September, 2021	30th June, 2021	30th September, 2020	30th September, 2021	30th September, 2020	31st March, 2021
	Unaudited	Unaudited	Unaudited	Unaudited	Unaudited	Audited
A. Segment Revenue						
a. Speciality Chemicals	1,381.55	1,443.21	1,522.55	2,824.76	3,348.76	6,222.10
b. Power Generation:						
Total Power Generated	47.43	47.84	37.31	95.27	82.31	97.30
Less: Captive power used for Speciality Chemicals	16.81	9.08	15.81	25.89	29.60	37.69
Net as per Accounts	30.62	38.76	21.50	69.38	52.71	59.61
Revenue from Operations (a+b)	1,412.17	1,481.97	1,544.05	2,894.14	3,401.47	6,281.71
B. Segment Results						
Profit (+) / Loss (-) before tax and interest						
a. Speciality Chemicals	448.82	402.39	784.46	851.21	1,652.88	2,549.48
b. Power Generation:	(2.89)	22.37	8.18	19.48	25.03	(137.21)
Less: Captive power used for Speciality Chemicals	10.24	2.46	9.46	12.70	16.95	12.04
Total (a+b)	435.69	422.30	783.18	857.99	1,660.96	2,400.23
Less: Finance Cost	2.71	1.34	1.02	4.05	2.39	7.54
Less: Other Unallocable expenditure net of Unallocable income	(20.42)	(27.98)	(40.01)	(48.40)	(79.44)	(191.70)
Profit before Tax	453.40	448.94	822.19	902.34	1,738.01	2,584.39
C. Segment Assets						
a. Speciality Chemicals	9,336.96	8,731.43	7,811.47	9,336.96	7,811.47	8,502.25
b. Power Generation	332.86	367.63	524.09	332.86	524.09	377.49
c. Others Non-allocated	1,078.00	883.79	503.78	1,078.00	503.78	601.76
Total	10,747.82	9,982.85	8,839.34	10,747.82	8,839.34	9,481.50
D. Segment Liabilities						
a. Speciality Chemicals	1,778.28	1,021.50	1,325.46	1,778.28	1,325.46	978.93
b. Power Generation	-	-	-	-	-	-
c. Others Non-allocated	-	-	-	-	-	-
Total	1,778.28	1,021.50	1,325.46	1,778.28	1,325.46	978.93



PART III : STATEMENT OF UNAUDITED STANDALONE CASH FLOWS FOR THE HALF YEAR ENDED AS ON 30TH SEPTEMBER, 2021

(₹ in Lakhs)

Particulars	For the Half year ended 30th September, 2021 (Unaudited)	For the Half year ended 30th September, 2020 (Unaudited)	For the year ended 31st March, 2021 (Audited)
A. CASH FLOW FROM OPERATING ACTIVITIES			
Net Profit/(Loss) before tax	902.34	1,738.01	2,584.39
Adjustments for:			
Depreciation / Amortisation / Impairment of Property, Plant and Equipment	109.19	101.95	311.75
Dividend Income	(1.28)	(1.54)	(61.28)
Interest Income	(45.57)	(110.99)	(189.87)
Finance Costs	4.05	2.39	7.54
Re-measurement of Defined benefit plans	8.13	-	-
Unrealised Loss on Foreign Exchange	(4.79)	(1.15)	0.76
Provision for Doubtful Receivables/Advances/Sundry balances written off	(7.61)	-	7.61
Advance receivable balance Written off	-	-	1.43
Provision for Non Moving Stock	-	-	(1.10)
Provision/Advances/Sundry Balances written back	-	-	(0.04)
Operating Profit/(Loss) before changes in working capital	964.46	1,728.68	2,661.19
Adjustment for (Increase)/Decrease in Operating Assets			
Trade Receivables	148.61	310.97	297.89
Inventories	332.90	(334.86)	(553.95)
Financial Assets and Other Assets	25.84	(76.64)	(11.73)
Long-term Loans and Advances and Other Non-current Assets	6.70	(6.51)	(120.07)
Adjustment for Increase/(Decrease) in Operating Liabilities			
Trade Payables	132.81	67.62	(0.36)
Other Financial Liabilities	(1.77)	34.16	14.99
Other Liabilities and provisions	14.95	(63.46)	(108.63)
Cash flow from operations after changes in working capital	1,624.50	1,659.96	2,179.34
Income-tax paid	(368.18)	(382.52)	(642.01)
Net Cash Flow from/(used in) Operating Activities	1,256.32	1,277.44	1,537.33
B. CASH FLOW FROM INVESTING ACTIVITIES			
Interest Received	45.57	110.99	189.87
Dividend Received	1.28	1.54	61.28
Purchase of Equity Instruments	(207.17)	(119.46)	(174.67)
Sale of Equity Instruments	14.16	22.06	100.27
Investment in Subsidiary	(15.00)	-	(5.00)
Purchase of Property, Plant and Equipment, Intangible assets including CWIP & Capital Advances	(583.98)	(163.02)	(1,131.03)
Bank Balances not considered as Cash and Cash Equivalents	100.77	(966.24)	(538.46)
Net Cash Flow from/(used in) Investing Activities	(644.37)	(1,114.13)	(1,497.74)
C. CASH FLOW FROM FINANCING ACTIVITIES			
Finance Costs	(4.05)	(2.39)	(7.54)
Dividend Paid (Including Tax on Dividend)	(489.16)	(391.33)	(391.33)
Increase / (Decrease) in Current Borrowings	669.95	-	30.24
Net Cash Flow from/(used in) Financing Activities	176.74	(393.72)	(368.63)
Net Increase/ (Decrease) in Cash and Cash Equivalents	788.69	(230.41)	(329.04)
Cash & Cash Equivalents at beginning of period (see Note 1)	45.71	374.75	374.75
Cash and Cash Equivalents at end of period (see Note 1)	834.40	144.34	45.71

(₹ in Lakhs)

Particulars	For the Half year ended 30th September, 2021 (Unaudited)	For the Half year ended 30th September, 2020 (Unaudited)	For the year ended 31st March, 2021 (Audited)
Notes:			
1 Cash and Cash equivalents comprise of:			
Cash on hand	0.96	0.51	0.30
Balance with Banks	833.44	143.83	45.41
Cash and Cash equivalents	834.40	144.34	45.71
2 The above Statement of Cash Flows has been prepared under the "Indirect Method" as set out in the Indian Accounting Standard 7 - "Statement of Cash Flows".			



PART IV : STATEMENT OF UNAUDITED STANDALONE ASSETS AND LIABILITIES
AS AT 30TH SEPTEMBER, 2021

(₹ in Lakhs)

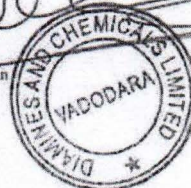
Particulars	As at	As at
	30th September, 2021	31st March, 2021
	Unaudited	Audited
ASSETS		
1 Non-current Assets		
(a) Property, Plant and Equipment	2,900.30	2,243.88
(b) Capital work-in-progress	426.64	15.39
(c) Intangible assets	1.95	2.68
(d) Financial Assets		
(i) Investments		
(A) Investment in Subsidiary	20.00	5.00
(B) Other Investments	1,058.00	593.67
(ii) Others	2.96	2.96
(e) Other non-current assets	358.74	957.57
Total Non-current Assets	4,768.59	3,821.15
2 Current Assets		
(a) Inventories	921.26	1,254.17
(b) Financial Assets		
(i) Trade Receivables	802.25	943.25
(ii) Cash and Cash Equivalents	834.40	45.71
(iii) Other Bank Balances	3,160.38	3,261.16
(iv) Others	11.19	11.78
(c) Current Tax Assets (Net)	179.43	48.72
(d) Other current assets	70.32	95.56
Total Current Assets	5,979.23	5,660.35
TOTAL ASSETS	10,747.82	9,481.50
EQUITY AND LIABILITIES		
Equity		
(a) Equity Share Capital	978.32	978.32
(b) Other Equity	7,991.22	7,524.25
Total Equity	8,969.54	8,502.57
1 Liabilities		
Non-current Liabilities		
(a) Provisions	41.79	36.20
(b) Deferred Tax Liabilities (Net)	346.88	358.68
Total Non-current liabilities	388.67	394.88
2 Current liabilities		
(a) Financial Liabilities		
(i) Borrowings	700.19	30.24
(ii) Trade Payables		
(A) due to micro enterprises and small enterprises	1.83	12.62
(B) due to other than micro enterprises and small enterprises	412.72	273.91
(iii) Other financial liabilities	185.40	187.17
(b) Other current liabilities	46.25	37.81
(c) Provisions	43.22	42.30
Total Current Liabilities	1,389.61	584.05
Total Liabilities	1,778.28	978.93
TOTAL EQUITY AND LIABILITIES	10,747.82	9,481.50

- Notes :
- The above unaudited standalone financial results have been prepared in accordance with the Indian Accounting Standards specified under Section 133 of the Companies Act, 2013.
 - The above unaudited standalone financial results have been reviewed and recommended by the Audit Committee and taken on record in its meeting held on 28th October, 2021 and subsequently approved by the Board of Directors in its meeting held on 29th October, 2021. These unaudited standalone financial results have been reviewed by Statutory Auditors as required under Regulation 33 of the SEBI (Listing Obligations and Disclosure Requirements) Regulations, 2015, as amended.
 - The nature of the company's business is such that by and large, it continues to remain unaffected from the effects of Covid-19 pandemic. Therefore, there is no material impact on the operations and financials of the company for the quarter and half year ended 30th September, 2021. The Company will continue to closely monitor any material changes to future economic conditions.
 - The Company has identified two reportable primary segments viz, Speciality Chemicals and Power Generation.
 - Figures of corresponding previous year/period(s) have been regrouped /rearranged wherever necessary, to make them comparable.

Place : Mumbai
 Date : 29th October, 2021

By order of the Board of Directors
 for Diamines and Chemicals Limited

(Signature)
 AMIT MEHTA
 Executive Chairman
 DIN: 00073907



INDEPENDENT AUDITORS' REVIEW REPORT ON THE UNAUDITED CONSOLIDATED FINANCIAL RESULTS OF THE COMPANY

To,
The Board of Directors
Diamines and Chemicals Limited

1. We have reviewed the accompanying Statement of Unaudited Consolidated Financial Results of **Diamines and Chemicals Limited** ("the Holding Company") and its subsidiary (the Holding Company and its subsidiary collectively referred to as "the Group") for the quarter and half year ended September 30, 2021 (hereinafter referred to as "Statement" and initialed by us for the purpose of identification), being submitted by the Holding Company pursuant to the requirements of Regulation 33 of the SEBI (Listing Obligations and Disclosure Requirements) Regulations, 2015, as amended.
2. This Statement, which is the responsibility of the Holding Company's Management and approved by the Holding Company's Board of Directors, has been prepared in accordance with the applicable Indian Accounting Standards ("Ind AS") specified under Section 133 of the Companies Act, 2013 ("Act"), as amended, read with relevant rules issued thereunder and other accounting principles generally accepted in India. Our responsibility is to express a conclusion on the Statement based on our review.
3. We conducted our review of the Statement in accordance with the Standard on Review Engagements (SRE) 2410 "Review of Interim Financial Information Performed by the Independent Auditor of the Entity", issued by the Institute of Chartered Accountants of India. This Standard requires that we plan and perform the review to obtain moderate assurance as to whether the Statement is free of material misstatement. A review is limited primarily to inquiries of company personnel and analytical procedures applied to financial data and thus provides less assurance than an audit. We have not performed an audit and, accordingly, we do not express an audit opinion.

We also performed procedures in accordance with the Circular issued by the Securities and Exchange Board of India under Regulation 33(8) of the SEBI (Listing Obligations and Disclosure Requirements) Regulations, 2015 as amended, to the extent applicable.

4. The statement includes the interim financial results of DACL Fine Chem Limited, a wholly owned subsidiary.
5. Based on our review conducted and procedures performed as stated in paragraph 3 above, nothing has come to our attention that causes us to believe that the accompanying Statement prepared in accordance with applicable Ind AS specified under section 133 of the Act, as amended, read with relevant rules issued thereunder and other recognised accounting practices and policies has not disclosed the information required to be disclosed in terms of Regulation 33 of the SEBI (Listing Obligations and Disclosure Requirements) Regulations, 2015, as amended, including the manner in which it is to be disclosed, or that it contains any material misstatement.



Other Matter

We did not review the unaudited interim financial results of the subsidiary referred in paragraph 4 above included in the Statement, whose interim financial results reflect the interim financial information for the quarter and half year ended September 30, 2021 as reflected in the table below. The interim financial results of the said subsidiary have been prepared and certified by the management. According to the information and explanations given to us by the management, these interim financial results of the subsidiary are not material to the Group.

(₹ in Lakhs)

Particulars	Quarter ended September 30, 2021	Half year ended September 30, 2021
Total Assets	15.50	15.50
Total Revenues	NIL	NIL
Total net profit/(loss) after tax	(0.57)	(0.79)
Total Comprehensive Income	(0.57)	(0.79)
Total Cash flow (net)	(3.56)	11.03

Our conclusion on the Statement is not modified in respect of the above matter.

For K. C. Mehta & Co.

Chartered Accountants

Firm's Registration No. 106237W



Neela R. Shah

Partner

Membership No. 045027

UDIN: 21045027AAAAHM2075

Place: Vadodara

Date: October 29, 2021



DIAMINES AND CHEMICALS LIMITED

CIN : L24110GJ1976PLC002905

Registered Office : Plot No.13 P.C.C. Area, P.O.Petrochemicals, Dist.Vadodara 391346(Gujarat)


Phone : 0265-3920200 Fax : 0265-2230218

Email : info@dacl.co.in Website : www.dacl.co.in

PART I : STATEMENT OF UNAUDITED CONSOLIDATED FINANCIAL RESULTS FOR THE QUARTER AND HALF YEAR ENDED 30TH SEPTEMBER,2021

(₹ in Lakhs)

Particulars	Quarter ended			Half Year ended		Year ended
	30th September, 2021	30th June, 2021	30th September, 2020	30th September, 2021	30th September, 2020	31st March, 2021
	Unaudited	Unaudited	Unaudited	Unaudited	Unaudited	Audited
I Revenue from Operations	1,412.17	1,481.97	1,544.05	2,894.14	3,401.47	6,281.71
II Other Income	39.06	48.81	55.55	87.87	110.17	255.24
III Total Income (I+II)	1,451.23	1,530.78	1,599.60	2,982.01	3,511.64	6,536.95
IV Expenses:						
(a) Cost of Material Consumed	524.89	380.14	344.19	905.03	949.79	1,640.02
(b) Changes in Inventories of Finished Goods and Work-in-progress	(111.76)	139.38	(69.25)	27.62	(122.88)	113.21
(c) Employee Benefit Expenses	198.65	207.39	187.42	406.04	360.31	736.69
(d) Finance Costs	2.71	1.34	1.02	4.05	2.39	7.54
(e) Depreciation and amortisation expense	42.41	41.05	44.70	83.46	87.45	178.55
(f) Other Expenses	341.50	312.76	272.29	654.26	499.53	1,280.43
Total Expenses	998.40	1,082.06	780.37	2,080.46	1,776.59	3,956.44
V Profit before tax (III-IV)	452.83	448.72	819.23	901.55	1,735.05	2,580.51
VI Tax Expense:						
(a) Current Tax	116.03	121.44	233.99	237.47	515.69	695.55
(b) Tax relating to earlier years	-	-	(5.24)	-	(5.24)	(117.11)
(c) Deferred Tax	1.30	(44.79)	14.91	(43.49)	17.70	(97.42)
Total tax expenses	117.33	76.65	243.66	193.98	528.15	481.02
VII Profit for the period (V-VI)	335.50	372.07	575.57	707.57	1,206.90	2,099.49
VIII Other Comprehensive Income (OCI)						
A. Items that will not be reclassified subsequently to profit or loss						
i. Remeasurement gain/(loss) on the Defined Benefit Plans	8.71	(0.58)	2.40	8.13	(4.41)	(2.33)
ii. Gain/(Loss) on measuring equity instruments at Fair Value carried through Other Comprehensive Income (FVTOCI)	168.64	90.38	118.61	259.02	199.57	334.04
iii. Income tax	(21.48)	(10.19)	(14.52)	(31.67)	(21.97)	(37.63)
B. Items that will be reclassified subsequently to profit or loss	-	-	-	-	-	-
IX Total Comprehensive Income for the period (VII+VIII)	491.37	451.68	682.06	943.05	1,380.09	2,393.57
Profit for the period attributable to:						
- Owners of the Company	335.50	372.07	575.57	707.57	1,206.90	2,099.49
- Non-controlling interests	-	-	-	-	-	-
Other comprehensive income for the period						
- Owners of the Company	155.87	79.61	106.49	235.48	173.19	294.08
- Non-controlling interests	-	-	-	-	-	-
Total comprehensive income for the period						
- Owners of the Company	491.37	451.68	682.06	943.05	1,380.09	2,393.57
- Non-controlling interests	-	-	-	-	-	-
X Paid-up Equity Share Capital (Face Value of ₹ 10 each)	978.32	978.32	978.32	978.32	978.32	978.32
XI Other Equity	-	-	-	-	-	7520.37
XII Earnings per equity share (Face Value of ₹ 10 each) - (not annualised)						
Basic and Diluted (₹)	3.43	3.80	5.88	7.23	12.34	21.46



DIAMINES AND CHEMICALS LIMITED

CIN : L24110GJ1976PLC002905

Registered Office : Plot No.13 P.C.C. Area, P.O.Petrochemicals, Dist.Vadodara 391346(Gujarat)

Phone : 0265-3920200 Fax : 0265-2230218

Email : info@dacl.co.in Website : www.dacl.co.in

PART II : SEGMENT WISE REVENUE, RESULTS, ASSETS & LIABILITIES (CONSOLIDATED)

(₹ in Lakhs)

Particulars	Quarter ended			Half Year ended		Year ended
	30th September, 2021	30th June, 2021	30th September, 2020	30th September, 2021	30th September, 2020	31st March, 2021
	Unaudited	Unaudited	Unaudited	Unaudited	Unaudited	Audited
A. Segment Revenue						
a. Speciality Chemicals	1,381.55	1,443.21	1,522.55	2,824.76	3,348.76	6,222.10
b. Power Generation:						
Total Power Generated	47.43	47.84	37.31	95.27	82.31	97.30
Less: Captive power used for Speciality Chemicals	16.81	9.08	15.81	25.89	29.60	37.69
Net as per Accounts	30.62	38.76	21.50	69.38	52.71	59.61
Revenue from Operations (a+b)	1,412.17	1,481.97	1,544.05	2,894.14	3,401.47	6,281.71
B. Segment Results						
Profit (+) / Loss (-) before tax and interest						
a. Speciality Chemicals	448.25	402.17	781.50	850.42	1,649.90	2,545.60
b. Power Generation:	(2.89)	22.37	8.18	19.48	25.03	(137.21)
Less: Captive power used for Speciality Chemicals	10.24	2.46	9.46	12.70	16.95	12.04
Total (a+b)	(13.13)	19.91	(1.28)	6.78	8.08	(149.25)
Less: Finance Cost	435.12	422.08	780.22	857.20	1,658.00	2,396.35
Less: Other Unallocable expenditure net of Unallocable income	2.71	1.34	1.02	4.05	2.39	7.54
Less: Other Unallocable expenditure net of Unallocable income	(20.42)	(27.98)	(40.01)	(48.40)	(79.44)	(191.70)
Profit before Tax	452.83	448.72	819.23	901.55	1,735.05	2,580.51
C. Segment Assets						
a. Speciality Chemicals	9,336.96	8,731.43	7,808.86	9,336.96	7,808.86	8,502.25
b. Power Generation	332.86	367.63	524.09	332.86	524.09	377.49
c. Others Non-allocated	1,073.50	879.75	503.78	1,073.50	503.78	598.13
Total	10,743.32	9,978.81	8,836.73	10,743.32	8,836.73	9,477.87
D. Segment Liabilities						
a. Speciality Chemicals	1,778.28	1,021.50	1,325.46	1,778.28	1,325.46	978.93
b. Power Generation	-	-	-	-	-	-
c. Others Non-allocated	0.17	0.06	0.34	0.17	0.34	0.25
Total	1,778.45	1,021.56	1,325.80	1,778.45	1,325.80	979.18




PART III : STATEMENT OF UNAUDITED CONSOLIDATED CASH FLOWS FOR THE HALF YEAR ENDED AS ON 30TH SEPTEMBER, 2021

(₹ in Lakhs)

Particulars	For the Half Year ended 30th September, 2021 (Unaudited)	For the Half Year ended 30th September, 2020 (Unaudited)	For the year ended 31st March, 2021 (Audited)
A. CASH FLOW FROM OPERATING ACTIVITIES			
Net Profit/(Loss) before tax	901.55	1,735.05	2,580.51
Adjustments for:			
Depreciation / Amortisation / Impairment of Property, Plant and Equipment	109.19	101.95	311.75
Dividend Income	(1.28)	(1.54)	(61.28)
Interest Income	(45.57)	(110.99)	(189.87)
Finance Costs	4.05	2.39	7.54
Re-measurement of Defined benefit plans	8.13	-	-
Unrealised Loss on Foreign Exchange	(4.79)	(1.15)	0.76
Provision for Doubtful Receivables/Advances/Sundry balances written off	(7.61)	-	7.61
Advance receivable balance Written off	-	-	1.43
Provision for Non Moving Stock	-	-	(1.10)
Provision/Advances/Sundry Balances written back	-	-	(0.04)
Operating Profit/(Loss) before changes in working capital	963.67	1,725.72	2,657.31
Adjustment for (Increase)/Decrease in Operating Assets			
Trade Receivables	148.61	310.97	297.89
Inventories	332.90	(334.86)	(553.95)
Financial Assets and Other Assets	22.74	(76.64)	(8.63)
Long-term Loans and Advances and Other Non-current Assets	6.70	(3.91)	(120.27)
Adjustment for Increase/(Decrease) in Operating Liabilities			
Trade Payables	132.81	67.62	(0.36)
Other Financial Liabilities	(1.90)	34.51	15.24
Other Liabilities and provisions	14.98	(63.46)	(108.62)
Cash flow from operations after changes in working capital	1,620.53	1,659.95	2,178.60
Income-tax paid	(368.18)	(382.52)	(642.01)
Net Cash Flow from/(used in) Operating Activities	1,252.35	1,277.44	1,536.58
B. CASH FLOW FROM INVESTING ACTIVITIES			
Interest Received	45.57	110.99	189.87
Dividend Received	1.28	1.54	61.28
Purchase of Equity Instruments	(207.17)	(114.46)	(174.67)
Sale of Equity Instruments	14.16	22.06	100.27
Purchase of Property, Plant and Equipment, Intangible assets including CWIP & Capital Advances	(583.98)	(163.02)	(1,131.03)
Sale of Property, Plant and Equipment	-	-	-
Bank Balances not considered as Cash and Cash Equivalents	100.77	(966.24)	(538.46)
Net Cash Flow from/(used in) Investing Activities	(629.37)	(1,109.13)	(1,492.74)
C. CASH FLOW FROM FINANCING ACTIVITIES			
Finance Costs	(4.05)	(2.39)	(7.54)
Dividend Paid (Including Tax on Dividend)	(489.16)	(391.33)	(391.33)
Increase / (Decrease) in Current Borrowings	669.95	-	30.24
Net Cash Flow from/(used in) Financing Activities	176.74	(393.72)	(368.63)
Net Increase/ (Decrease) in Cash and Cash Equivalents	799.72	(225.41)	(324.78)
Cash & Cash Equivalents at beginning of period (see Note 1)	49.97	374.75	374.75
Cash and Cash Equivalents at end of period (see Note 1)	849.69	149.34	49.97

(₹ in Lakhs)

Particulars	For the Half Year ended 30th September, 2021 (Unaudited)	For the Half Year ended 30th September, 2020 (Unaudited)	For the year ended 31st March, 2021 (Audited)
Notes:			
1 Cash and Cash equivalents comprise of:			
Cash on hand	0.96	0.51	0.30
Balance with Banks	848.73	148.83	49.67
Cash and Cash equivalents	849.69	149.34	49.97
2 The above Statement of Cash Flows has been prepared under the "Indirect Method" as set out in the Indian Accounting Standard 7 - "Statement of Cash Flows".			



PART IV : STATEMENT OF UNAUDITED CONSOLIDATED ASSETS AND LIABILITIES
AS AT 30TH SEPTEMBER, 2021

	(₹ in Lakhs)	
	As at 30th September 2021	As at 31st March, 2021
	Unaudited	Audited
ASSETS		
1 Non-current Assets		
(a) Property, Plant and Equipment	2,900.30	2,243.88
(b) Capital work-in-progress	426.64	15.39
(c) Intangible assets	1.95	2.68
(d) Financial Assets		
(i) Investments	1,058.00	593.67
(ii) Others	3.16	3.16
(e) Other non-current assets	358.74	957.57
Total Non-current Assets	4,748.79	3,816.35
2 Current Assets		
(a) Inventories	921.26	1,254.17
(b) Financial Assets		
(i) Trade Receivables	802.25	943.25
(ii) Cash and Cash Equivalents	849.69	49.97
(iii) Other Bank Balances	3,160.38	3,261.16
(iv) Others	11.19	8.69
(c) Current Tax Assets (Net)	179.43	48.72
(d) Other current assets	70.32	95.56
Total Current Assets	5,994.53	5,661.52
TOTAL ASSETS	10,743.32	9,477.87
EQUITY AND LIABILITIES		
Equity		
(a) Equity Share Capital	978.32	978.32
(b) Other Equity	7,986.55	7,520.37
Total Equity	8,964.87	8,498.69
Liabilities		
1 Non-current Liabilities		
(a) Provisions	41.79	36.20
(b) Deferred Tax Liabilities (Net)	346.88	358.68
Total Non-current liabilities	388.67	394.88
2 Current liabilities		
(a) Financial Liabilities		
(i) Borrowings	700.19	30.24
(ii) Trade Payables		
(A) due to micro enterprises and small enterprises	1.83	12.62
(B) due to other than micro enterprises and small enterprises	412.72	273.91
(iii) Other financial liabilities	185.52	187.42
(b) Other current liabilities	46.30	37.81
(c) Provisions	43.22	42.30
(d) Current Tax Liabilities (Net)	-	-
Total Current Liabilities	1,389.78	584.30
Total Liabilities	1,778.45	979.18
TOTAL EQUITY AND LIABILITIES	10,743.32	9,477.87

Notes :

- 1 The above unaudited consolidated financial results have been prepared in accordance with the Indian Accounting Standards specified under Section 133 of the Companies Act, 2013.
- 2 The above unaudited consolidated financial results have been reviewed and recommended by the Audit Committee of the holding company and taken on record in its meeting held on 28th October, 2021 and subsequently approved by the Board of Directors of the Holding Company in its meeting held on 29th October, 2021. These unaudited consolidated financial results have been reviewed by Statutory Auditors as required under Regulation 33 of the SEBI (Listing Obligations and Disclosure Requirements) Regulations, 2015, as amended.
- 3 The nature of the Groups's business is such that by and large, it continues to remain unaffected from the effects of Covid-19 pandemic. Therefore, there is no material impact on the operations and financials of the group for the quarter and half year ended 30th September, 2021. The Group will continue to closely monitor any material changes to future economic conditions.
- 4 The Group has identified two reportable primary segments viz. Speciality Chemicals and Power Generation.
- 5 Figures of corresponding previous year/period(s) have been regrouped /rearranged wherever necessary, to make them comparable.

Place : Mumbai
Date : 29th October, 2021

By order of the Board of Directors
for Diamines and Chemicals Limited

K. C. MEHTA
Executive Chairman
DIN: 00073907

