

08<sup>th</sup> August, 2022

**BSE Limited**  
Phiroze Jeejeebhoy Towers,  
Dalal Street,  
Mumbai 400 001

Scrip Code: **507779**

**National Stock Exchange of India Limited**  
Exchange Plaza, Plot No. C/1,  
G Block, Bandra – Kurla Complex, Bandra  
(East), Mumbai 400 051

Trading Symbol: **KANPRPLA**

**SUB: SUBMISSION OF ANNUAL REPORT FOR THE YEAR 2021-22**

Dear Sir,

Pursuant to the provisions of Regulation 30 and 34(1), please find attached herewith 51<sup>st</sup> Annual Report of the Company for the year 2021-22 comprising Notice, Directors Report, Auditors Report and Audited Financial Statements. The same has also been uploaded on the website of the Company and can be assessed from the below link:

[https://www.kanplas.com/report\\_pdf/Kanpur\\_Plastipack\\_Limited\\_AR\\_2021-22\\_1659602504.pdf](https://www.kanplas.com/report_pdf/Kanpur_Plastipack_Limited_AR_2021-22_1659602504.pdf)

The detailed procedure to attend the AGM through VC/OAVM and to cast the vote through e-voting can be accessed from the below link:

[https://www.kanplas.com/report\\_pdf/Evoting\\_and\\_AGM\\_through\\_VC-Instructions\\_1659528506.pdf](https://www.kanplas.com/report_pdf/Evoting_and_AGM_through_VC-Instructions_1659528506.pdf)

Please take the same on record oblige.

Thanking You.

Yours faithfully,  
**For Kanpur Plastipack Limited**

  
**(Ankur Srivastava)**  
Company Secretary



D19-20 Panki Industrial Area, Kanpur - 208022, India  
tel.no: +91 (512) 2691113-116 | fax: +91 (512) 2691117  
email: [info@kanplas.com](mailto:info@kanplas.com) | web: [www.kanplas.com](http://www.kanplas.com)

**Manufacturers & Exporters: HDPE/PP Circular  
Woven Fabrics, Sacks and FIBCS/Jumbo Bags  
Multifilament Yarn**

CIN L25209UP09UP1971PLC003444  
ISO 9000:2008 ISO 22000 AIB BRC Certified



# EVOLVING

FROM LEGACY TO BEING  
FUTURE READY

For more than five decades, we have evolved relentlessly to steadily broaden our portfolio of offerings, deepen the level of integration across the operational canvas and serve our global customers with dedication and integrity.

The result is that we are now a fully integrated end-to-end Industrial Bulk Packaging Solution Provider with a diverse range of superior quality products, which makes us the world's leading manufacturer and exporter of FIBCs, bulk bags and MFY.

Our world-class certified facilities, proven expertise and deep technical knowledge enables us to match international standards, reaffirming our commitment to excellence.

We are building scale, diversifying to acquire new customers and capture new markets, investing in technology upgradation, products and processes and above all leveraging artificial intelligence and digitalisation to improve our operational efficiency. On the other hand, increased dependency on renewable energy sources is leading to cost savings and sustainable growth.



In brief, we are putting in place the right building blocks to grow responsibly for the next 50 years and beyond.



**150%**

Growth in Market Cap (FY 18-22)

**124%**

Revenue growth (FY18-22)

**55%**

Net profit growth (FY18-22)

**50+**

Years of Legacy

**8+ Million**

FIBC produced in 2021

**'A+' Grade**

BRCGS



To know more about us in digital mode, scan this QR code in your QR mobile application.

**Forward looking statement**

Some information in this report may contain forward-looking statements. These forward looking statements are based on our current beliefs, expectations and intentions as to facts, actions and events that will or may occur in the future. Such statements generally are identified by forward-looking words such as "believe," "plan," "anticipate," "continue," "estimate," "expect," "may," "will" or other similar words. A forward-looking statement may include a statement of the assumptions or basis underlying the forward-looking statement. We have chosen these assumptions or basis in good faith, and we believe that they are reasonable in all material respects. However, we caution you that forward looking statements and assumed facts or bases may vary from actual results, and the differences between the results implied by the forward-looking statements and assumed facts or basis and actual results can be material, depending on the circumstances.

**Inside the Report**

**CORPORATE OVERVIEW**

Page 02-18

- 02 Who We Are
- 04 What We Do
- 06 Future Plan
- 08 Message from Chairman cum Managing Director
- 09 Q&A with Dy. Managing Director
- 10 Our Fact Sheet
- 12 Our Financial Performance
- 13 Our Strengths
- 14 Environment, Social and Governance (ESG)
- 16 Board of Directors
- 18 Corporate Information

**STATUTORY REPORTS**

Page 19-65

- 20 Notice
- 30 Board's Report
- 59 Management Discussion & Analysis

**FINANCIAL STATEMENTS**

Page 66-154

- 67 Standalone Financial Statements
- 112 Consolidated Financial Statements

## WHO WE ARE

# The values we stand for

### Our story

Despite five decades of economic and industry headwinds, KPL has remained committed to its **fundamental values.**

### Values



Deliver what is promised



Embrace Challenges



Process oriented



Agility



Committed

### Our building blocks



Culture of ownership



Reinvent and Re transform the business model



A Supportive leadership



Use of Technology



Building Relationships



Digitisation

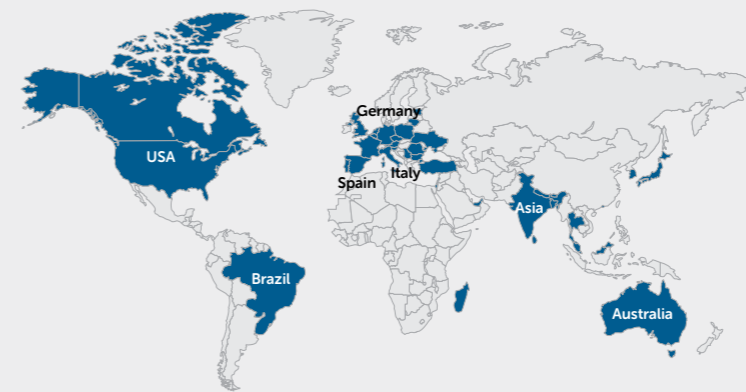


Be Product Centric

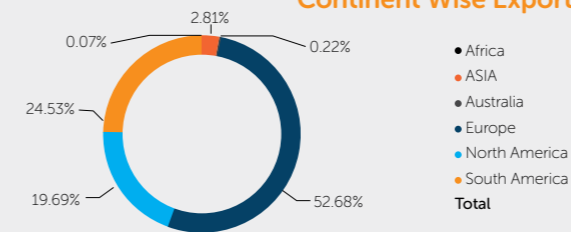


Towards Managerial Excellence

### Global presence



### Continent Wise Exports



### Committed to ESG



#### Environment

Frontrunner in adapting to renewable energy sources



#### Social

Building a rewarding career for employees and drive community development



#### Governance

Continued improvement in management transparency and enhancing corporate governance

### Stakeholder ecosystem



Customers



Investors



Suppliers



Employees



Government & Regulators

## First

In North India to start production of HDPE woven sacks in early **1970s**

## First

In India to import equipment from best-in-class global manufacturers in early **1980s**

## First

To export PP woven sacks from India to Europe in late **1980s**

## First

Few to begin manufacturing FIBCs in India in early **2000**

## First

In Uttar Pradesh to install roof-top solar power generation facilities in early **2014**

## First

In the bulk packaging industry to complete 50 years in **2021**

WHAT WE DO

# From 10 tonnes/month production in 1971 to 2,500 tonnes/month today

We commenced our journey with woven sacks decades ago. Today our business has evolved into a diversified product offering, with new production plants, advanced machinery, expanded capacities and a growing market presence delivering a complete solution to Industrial Bulk Packaging

Production Capacity


Quantity sold in FY22

Share in revenue in FY22\*

Overview

Application industries

Flexible Intermediate Bulk Containers (FIBCs)



**18000 MT**

**12997 MT**

**46.16 %**

Referred to as bulk bags, FIBCs are used to transport bulk materials for several downstream industries. As the largest revenue contributor, FIBCs continue to serve customers across the globe

Chemicals | Fertilisers | Fibreglass | Processed Food Products | Agriculture | Mining | Construction | Chemicals & Pigments | Plastic

PP High Tenacity Multifilament Yarn (MFY)



**6000 MT**

**4257 MT**

**10.38 %**

Best grades of MFY, customized to customer requirements for multiple applications. The business continues to prosper with a growing international market presence.

Rope | Sewing Thread | Handicraft | Polypropylene Cloth | Container Bag | Shoe Lace | Safety Net | Belts | Saddlery

Fabric



**10200 MT**

**8989 MT**

**25.28 %**

A popular product, it continues to find acceptance due to its durability and cost competitiveness. Our circular and suzler looms provide flexibility to offer coloured and UV stabilize fabric

Packing | Flexible | Intermediate Bulk Container (FIBC) | Outdoor Covers | Tarpaulin | Garden | Covers PP Bags used for fertiliser | Cement | Foodgrains

UV Masterbatch



**1200 MT**

**582 MT**

**1.99 %**

We recently forayed into the UV masterbatch segment. Our use of modern technology offers customised and cost saving masterbatch solutions helping in captive consumption and better offerings to the market.

FIBC bags | MFY | PP Woven Sacks | Greenhouse Film | Moulded Crates | Drums | Garbage Cans | Garden Furniture | Outdoor Articles | Tarpaulin | Roto Moulded Water Tank | Shade Net



\* Balance revenue comprises sale of products from small bags, granules, and others

FUTURE PLAN

# Cast Polypropylene Film (CPP) Project

The new production line for Cast Polypropylene (CPP) film at Unit-3, Gajner Road, will further diversify our product portfolio and is expected to be functional by Q1 FY 23-24. The production line is high on automation to build quality products for mainly the domestic market.

₹ **96.78** Crore  
Total Cost of Project

**8880** MT (CPP)  
Total Saleable quantity

About CPP :

CPP is a polypropylene based film produced by a cast extrusion process. Normally the term CPP is used to refer to high clarity Cast PP films used for lamination, metallization, packaging type of applications, although there is a variety of CPP film that is also used for hygiene applications and synthetic paper. The films have excellent clarity & gloss. The versatility and properties of CPP are combined to set it apart from other materials which has established itself as a true performance film.

As a packaging material, CPP can give the product the shelf presence it needs to capture consumer interest and generate outstanding sales.

Common Applications:



Bags for garments, hosiery, and flowers



Food Packaging



Pouches, Wrapping



Films for files and photo albums



Metallized films for barrier packaging and decoration



Food wrap, Candy wrap (twist films)



Medical packaging (IV bags, medical device pouches, etc.)



PVC Replacement in photo albums, folders, files, etc.



Pressure sensitive tapes, Synthetic paper



Report covers, Business card holders

# Award

We are the

**1st**

FIBC company in the World to have A+ Grade against BRCGS for Packaging Materials.



## Message from Chairman Cum Managing Director



“ I am proud of our continued resilience and capacity to deliver on promises. Overall, the team delivered a healthy growth in volumes across product offerings. ”

### Dear Shareholders,

The fiscal 2021-22 was a transformative year, unlike any previous years. The year began with the second wave of Covid-19 and ended with geopolitical uncertainties creating further challenges for business. While the pandemic waded, thankfully not bringing along the severity of lockdowns witnessed earlier, it continued to disrupt business globally. We saw wild fluctuations in Input prices and various commodities coupled with an ongoing difficult situation with shipping and logistics it is safe to say we could have done better.

### A landmark year

FY 2021-22 was a landmark year at KPL as we continued to move ahead on our long-term targets. Being among the very few companies in our industry to operate for five decades, we once again delivered on our promise of expanding our market presence globally with new innovative products and geographical outreach. This has helped us record an impressive 39% growth in the top line reaching ₹ 637.75 Cr. for the fiscal year under

review, as compared to ₹ 459.16 Cr. in FY 2020-21. However, like all businesses, we were also impacted with rising costs for commodities and logistics that brought down our profitability and margins. This was despite a visible demand contraction in the western economies which are plagued with a looming recession and historical high rates of inflation. The year saw two very significant moves towards a sustainable future from the company. The power purchase agreement for sourcing solar power was fully operationalised during the year leading to a total saving of almost ₹ 2.63 Cr. In addition, we entered into a contract for a 2750 Kwp roof top solar power installation system at Unit 3 under the Opex mode.

### Building momentum

I am proud of our continued resilience and capacity to deliver on promises. We have added more than 20 customers and penetrated three new countries, powering a healthy top line growth. Overall, the team delivered a healthy growth in volumes across product offerings. As we entered the new financial year multiple headwinds have emerged pushing the global economy

back towards a state of crises. The war in Ukraine and consequential high oil prices are acting as temporary dampeners. We are, however, confident that we are on the path of growth. The company's plans to diversify into Flexible Films is on track with machines from the best state of art manufacturers having been ordered and land and building acquired and ready.

### Way forward

At KPL, we are now writing a new chapter in our illustrious corporate history as we completed five decades. Over the years, we have navigated multiple challenges, evolving and transforming ourselves with the changing dynamics of the industry and business. Our agility and resilience, guided by strong business purposes have led to sustained growth of business in all these years. These values form an integral part of our future as we look forward to emerging opportunities ahead.

Regards,

**MANOJ AGARWAL**

Chairman Cum Managing Director

## Q&A with Dy. Managing Director



from international markets, we remain resolute to sustain our market leadership as one of the largest bulk packaging and FIBC players in the world. As part of our strategy, we continue to open offices and subsidiaries in international countries to further penetrate existing markets and neighbouring countries too.

**Q:**

Can you summarise your thoughts for way forward for KPL?

**A:**

Despite the radically heightened external risk environment, our resilient business model, conforming to agility and effectiveness will drive the business forward. Our prudent cash flow management and strategic expansion in production capacities are pivots of sustained business growth in the mid-term. The team's adaptability to deliver operational excellence during and post the pandemic is enabling us to penetrate newer geographies while also increase the wallet share for existing customers.

**SHASHANK AGARWAL**

Deputy Managing Director

**Q:**

A year that marked growth in topline but subdued profitability levels. Could you please elaborate with specific reasons for this?

**A:**

Yes, definitely. While economists debated on the type of recovery after pandemic-induced recession in 2020, it ultimately recovered in a K-shape. While some businesses lagged behind, finding it difficult to bounce back, few recorded best-ever results. I am happy to report, your company has delivered some of the best results in our history in the last 2 years, post the pandemic of Covid-19. Yet again, we delivered a revenue growth of 39% during FY22, validating our resilient business model approach. However, the supply chain disruption, rising fuel cost and volatility in commodity prices did impact the margins and profitability, marginally reducing them over the highs of the previous year.

**Q:**

What are the efforts undertaken to withstand these inflationary challenges?

**A:**

We are continuously optimising our operations with the introduction of technology across key processes. Introduction of Artificial Intelligence and Digitisation continue to improve efficiency levels, increasing productivity and volumes across our diverse product portfolio. A focused approach, through planning and ruthless execution will continue to breed success and deliver rewarding performance.

**Q:**

International markets is the key to business growth. What strategies are we shaping up to widen our international presence?

**A:**

We continue to widen our international presence, being present in more than 40 countries. With revenues comprising 71%

OUR FACT SHEET

A saga of consistent performance

Financial

**₹63775** Lakhs  
Revenue

**124%** ↑  
5-year CAGR

**₹2621** Lakhs  
Profit after tax

**55%** ↑  
5-year CAGR

**401** Lakhs  
Dividend payout (2021-22)

**18 YEARS** ↑  
Of consistent dividend payment

**₹5455** Lakhs  
EBIDTA

**74%** ↑  
5-year CAGR

**₹27472** Lakhs  
Gross Block

**85%** ↑  
5-year CAGR

**₹26000** Lakhs  
Market capitalisation  
(As on March 31, 2022)

Operational

**3**  
Manufacturing units

**40+**  
Countries of presence

**1500+**  
Employees

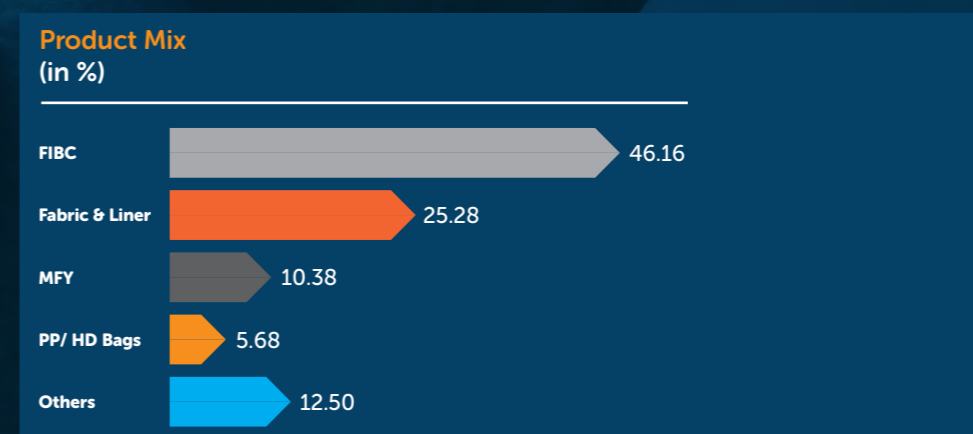
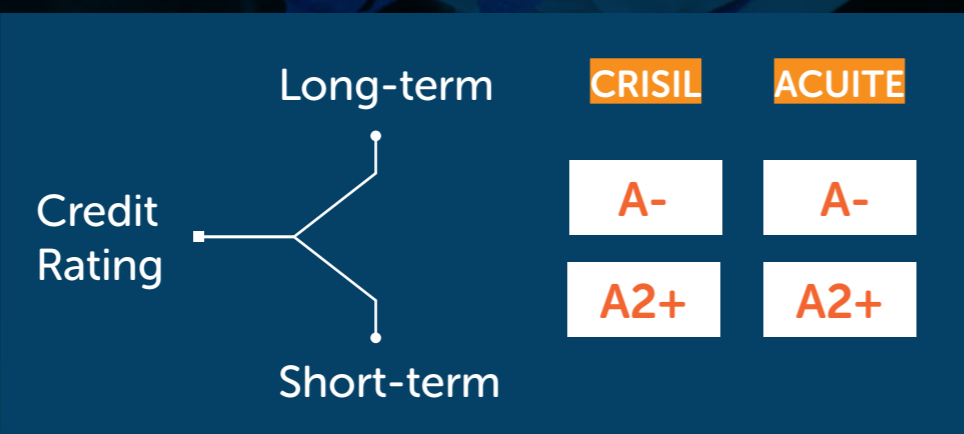
**150000** Sq.Mtrs.  
Total Land Arch (Across all units)

**31934** MT  
Sales

**16% PY** ↑

**32399** MT  
Production

**15% PY** ↑

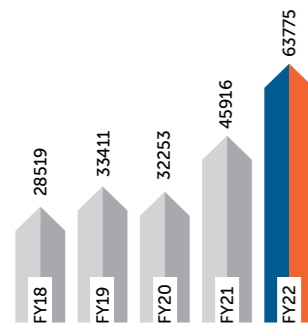




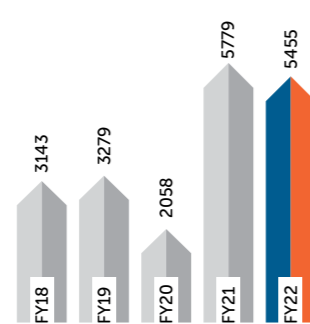
## OUR FINANCIAL PERFORMANCE

# From a legacy business to achieving financial stability and momentum

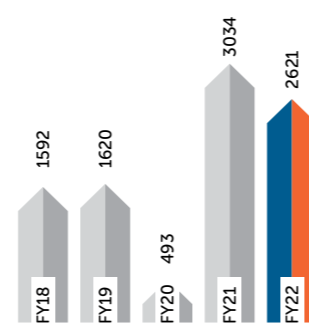
**Revenue**  
(₹ in Lakhs)



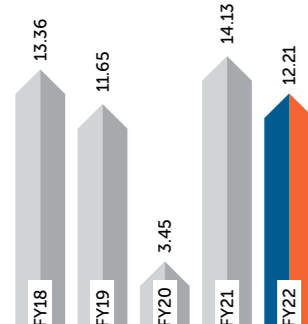
**EBITDA**  
(₹ in Lakhs)



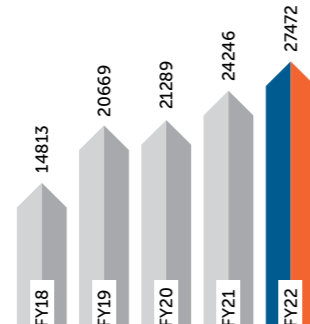
**Profit after tax**  
(₹ in Lakhs)



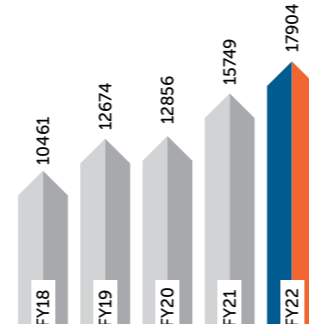
**Earnings per share**  
(₹ in Lakhs)



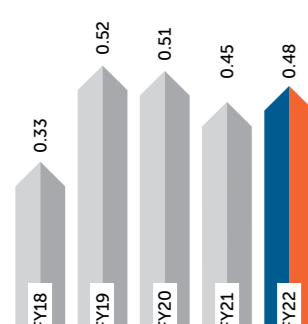
**Gross block**  
(₹ in Lakhs)



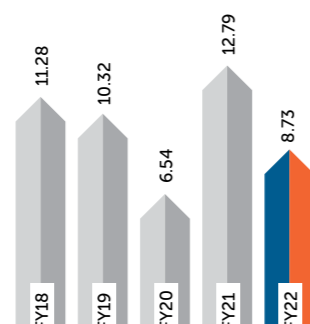
**Net Worth**  
(₹ in Lakhs)



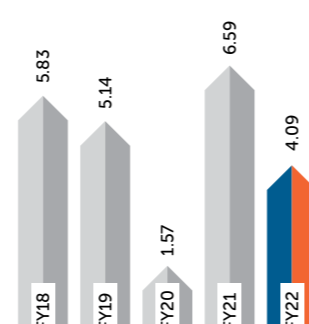
**Debt-equity**  
(times)



**EBITDA margin**  
(%)



**PAT margin**  
(%)



## OUR STRENGTHS

# From moderate skills to differentiated & reputed BRAND



**Rich sectoral knowledge**

**50+ YEARS**  
of operational experience



**Diversified & de-risked**

**MULTI-SECTORAL**  
presence

**MULTI-GEOGRAPHIC**  
business

**MULTI-CLIENT**  
service



**Solid financials**

**LOW**  
debt equity

**STRONG**  
liquidity position

**HEALTHY**  
cash flow every year



**Robust manufacturing capabilities**

State of the Art  
**MANUFACTURING FACILITIES**

One of the  
**LARGEST** in scale

World-class  
**TECHNOLOGY**

**INTEGRATED**  
operations

**GLOBALLY**  
certified facilities



**Large product basket**

Offers complete solutions to  
**INDUSTRIAL PACKAGING**

Product cater to an array of  
**SECTORAL APPLICATIONS**

Possess extensive capability to customize products to  
**CUSTOMER REQUIREMENTS**



**Sustainable Stakeholder Value Creation**

**SUSTAINABLE**  
Deliver sustainable products and solutions

**ENVIRONMENT**  
Maintaining environment commitment

**TECHNOLOGY**  
Adopting new technology & AI

**RENEWABLE ENERGY**  
Increased usage of renewable energy

## ENVIRONMENT, SOCIAL AND GOVERNANCE (ESG)

# From financial metrics to expanding focus on non-financial metrics

Good Corporate Governance practices stem from the culture and mindset of the Company. KPL is committed towards environment, social and governance benchmarks to act as a responsible and sustainable business, with focus on long-term value creation. Our approach remained agile reflecting our philosophy of growing responsibly and ensuring sustainable future.

### Environment

KPL has been a frontrunner in the adoption of renewable energy sources. With sustainability rooted in the organisational edifice, we have emerged among the first businesses in Uttar Pradesh to invest in rooftop solar installation.

2750 KWp Roof Top solar power general system at, Unit 3 it is expected that total 60% of total power needs of the Company would be sourced through renewable power sources thus contributing a great deal to save the environment.

**89 Lacs Units**

from renewable sources in FY22

### Creating the Green cover

KPL adopted a park for the conservation of flora and fauna and its beautification under its CSR programme.

**25%**

Energy requirement from renewable sources in FY22

We currently source our renewable energy needs from the following modes:

**OPEN** Access Mode through Power Purchase Agreement

**(9.375 MW)**

**ROOF** Top Solar Installation under Direct mode

**(577 KWp)**

**ROOF** Top Solar Installation under OPEX mode

**(2750 KWp)**

A total of 89.14 Lacs units of power availed from various renewable energy sources during the year resulting in savings of ₹ 2.63 Cr. and reduction of emission of carbon in the environment by about 6903.7MT.

The Company is currently sourcing 52% power needs from renewable power sources and with implementation of new



### Social

We intend to give back to the communities where we operate, without whose support, we would never be able to achieve our business growth. We will continue to strengthen our community investments to support their wellbeing.

#### Focus areas



#### Healthcare

- ▶ We have established a clinic in Nauraiya Khara village located adjoining its factory to provide free medical facilities to the villagers of nearby locations.
- ▶ We have organised Health check-up camps for villagers residing in villages proximate to the Company's factory.

During the year  
**7272**

Patients treated through free medical clinic

**461**

Number of patients attended the medical camps

### Education & Skill Development

- ▶ We have funded the salary for two speech therapist at Jyoti Bal Vikas Sanstha, a school for the hearing impaired in Bithoor to train differently-abled children
- ▶ We have sponsored the Comfest of Seth Anandram Jaipuria School, Cantt, Kanpur - an annual festival to promote and encourage the skillsets of students



### Community development

- ▶ Distribution of masks and sanitizer to the local administration
- ▶ Aid to Smt. Kulwanti Bhatia Charitable Trust Society for providing Ventilators to the hospitals
- ▶ Distributed Bi-Pap Machines to the medicine department of GSVM Medical College Kanpur
- ▶ Financed and organised the setting up of Ceiling Fans at Public Health Center Rania Kanpur
- ▶ Donated Air Conditioners to GSVM Medical College Kanpur

### Governance

With regard to Governance, the Company's core values pivot around the principles of independence, transparency, accountability, responsibility, compliance, ethics and trust. We, at KPL, believe that sound corporate governance practices are vital for creating and sustaining values. Thus, we remain committed at ensuring ethical, legal and transparent conduct of operations.

Over the years, we have built a robust governance framework that guarantees compliance with laws & their integration in everyday decisions. Our Board also strives to ensure continuous improvement and awareness creation about our corporate governance principles, policies and practices.

#### The Governance structure:

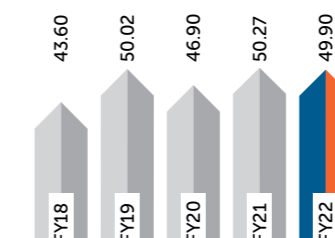
The Company follows three tier of Governance structure as under:

- ▶ Strategic Supervision: By the Board of Directors and committees thereof comprising more than 50% independent directors.
- ▶ Executive Management: by the team of professionally trained and experienced team comprising Chairman cum Managing Director, Deputy Managing Director, Executive Director and Senior leaders.
- ▶ Operational Management: by the respective officers and heads of the departments.

The three tier governance structure, besides ensuring greater management accountability and credibility, facilitates increased autonomy in the business. Disciplined performance of leaders leading to increased public confidence.

#### Expenditure for Social Cause

(₹ in lakhs)



## Board of Directors



### MANOJ AGARWAL

Chairman Cum Managing Director

He holds a Masters in Management Studies from BITS, Pilani and has been guiding the Company's Operations for over 40 years. Under his able leadership the Company's operations have improved considerably. He holds vast experience in operations, administration & export marketing. He has been the past Chairman of the Plastics Export Promotion Council and a member of its COA, a Past President of the Tie UP chapter, Past President of Indian Flexible Intermediate Bulk Container Association, Member of the Management Committee of Plastindia foundation and is actively involved in a number of professional and social bodies.

M M M



### SHASHANK AGARWAL

Deputy Managing Director

He holds a B. Engg. (Hons.) degree in Manufacturing Engineering & Operation Management from the University of Nottingham, UK. He has also done a summer course on International Marketing from Harvard Business School, USA, prior to joining the Company. Now he has completed more than 10 years in the Company and has been instrumental in streamlining the Company's operations with backward integration and product diversification. He has brought about various improvements in the production and marketing strategies of the Company leading to a considerable improvement in the Company's performance.

M M



### SUNIL MEHTA

Executive Director

He holds a B.Tech degree in Textile Technology from TIT, Bhiwani and has over 30 years of experience in the woven sacks industry. He joined the Company in the year 2002 as Vice President. Since then, with his dedicated and able leadership, the manufacturing operations of the Company have grown to multiple locations. He has been instrumental in improving the performance of the Company to world class levels.



### USHA AGARWAL

Non Executive Director

She is an Honors Graduate in Botany from the University of Calcutta and has gained experience in administration. She has also contributed actively in the marketing department of the Company for about six years and her vast expertise and knowledge has been beneficial for the growth of the Company. Actively involved in a number of social and philanthropic organizations as a President and committee member.

M M



### PREM SINGH KHAMESRA

Independent Director

He is a Fellow member of the Institute of Chartered Accountants and a founding partner of Khamesra, Bhatia & Mehrotra Associates and has practiced for 26 years (from 1979 to 2005) providing financial consultancy to businesses. He was Director (Finance) of Mirza International Limited from 2005 to 2008 and since then has been an entrepreneur. He was a Government Nominee on the Board of UP Financial Corporation during 2002-03.

C C M



### SUBODH KUMAR,

Independent Director

He holds a B.E. (Honors) degree in Mechanical Engineering from Birla Institute of Technology, Mesra, and has over 30 years of rich technical experience. He is a retired Executive Director of LML Limited and has also worked with Eicher Tractor Ltd and JK Synthetics Ltd. He has vast and diversified experience in various prestigious organizations in the field of technology, research and development, new product induction, setting up ancillary units and quality control.

C C M M



### AKSHAY KUMAR GUPTA

Independent Director

He is a Practicing Chartered Accountant with over 35 years of experience as the founder partner of Mittal Gupta & Company. He has been professionally active in the Institute of Chartered Accountants of India as a Member of its Central Council contributing as a Chairman and Member of a number of its Committees. A Past President of the Kanpur Chartered Accountants Society, Member Fiscal Law Committee of Merchants Chambers of Uttar Pradesh, Member of Funds Management Committee of IIT, Kanpur are only some of his credentials. He has a number of technical articles and publications to his credit.

C M M



### DHARAM BIR PRASAD

Independent Director

He is a M. Sc. In Nuclear Physics and a MBA (Hons.) from Lucknow University. He retired from the State Bank of India after serving for over 35 years. He was last posted as the General Manager and Principle at the Staff Training Academy, Gurugram. He also gained wide experience in International banking and treasury operations during a Four- and half-year stint in Frankfurt as Vice President (Control).

M M M

### Committees of the Board of Directors

- Audit Committee ● Stakeholders Relationship Committee ● Nomination and Remuneration Committee
- Corporate Social Responsibility Committee ● Empowered Committee ● Chairman ● Member

## Corporate Information

### Board of Directors

**MANOJ AGARWAL**  
Chairman Cum Managing Director

**SUNIL MEHTA**  
Whole Time Director

**SHASHANK AGARWAL**  
Whole Time Director

**USHA AGARWAL**  
Non Executive Director

**PREM SINGH KHAMESRA**  
Independent Director

**SUBODH KUMAR**  
Independent Director

**AKSHAY KUMAR GUPTA**  
Independent Director

**DHARAM BIR PRASAD**  
Independent Director

### Company Secretary & Compliance Officer

**ANKUR SRIVASTAVA**

### CFO

**VISHAL JAIN**

### Statutory Auditors

**RAJIV MEHROTRA & ASSOCIATES**  
Chartered Accountants ,Kanpur

### Secretarial Auditors

**ADESH TANDON & ASSOCIATES**  
Company Secretaries, Kanpur

### Bankers

**STATE BANK OF INDIA**

**HDFC BANK**

**AXIS BANK**

### Registrar and Share Transfer Agent

**SKYLINE FINANCIAL SERVICES PVT. LTD.**  
D-153/A, 1<sup>st</sup> Floor,  
Okhla Industrial Area, Phase -I,  
New Delhi-110 020

### Registered Office

D-19-20, Panki Industrial Area,  
Kanpur-208 022

### Manufacturing Units

- ▶ D-19-20, Panki Industrial Area, Site I  
Kanpur-208 022
- ▶ A-1/A-2, Udyog Kunj, Site V,  
Kanpur-208 022
- ▶ Gajner Road, Village Shyampur  
Fattehpur Roshnai, Dist. Akbarpur,  
Kanpur Dehat- 209121

### Corporate Identity Number

L25209UP1971PLC003444

### Website

[www.kanplas.com](http://www.kanplas.com)



# Statutory Reports

# NOTICE

NOTICE is hereby given that 51<sup>st</sup> ANNUAL GENERAL MEETING (AGM) of the Members of M/S KANPUR PLASTIPACK LIMITED will be held on Friday, the 2<sup>nd</sup> day of September, 2022 at 12:00 Noon through Video Conferencing (VC) or Other Audio Visual Means (OAVM) for which purpose the Registered Office of the Company situated at D-19-20, Panki Industrial Area, Kanpur-208022 shall be deemed as the venue for the Meeting and the proceedings of the AGM shall be deemed to be made thereat, to transact the following businesses:

## ORDINARY BUSINESS:

### Item No. 1 – Adoption of Financial Statements

To receive, consider and adopt Standalone and Consolidated Audited Financial Statements of the Company for the financial year ended 31<sup>st</sup> March, 2022 together with the Reports of Auditors and Directors thereon;

### Item No. 2 – Declaration of Dividend

To consider declaration of Final Dividend for the financial year 2021-22;

### Item No. 3 – Appointment of Shri Shashank Agarwal as Director who retires by rotation

To appoint a Director in place of Shri Shashank Agarwal (DIN: 02790029), who retires by rotation and being eligible, offers himself for re-appointment;

### Item No. 4 – Reappointment of Statutory Auditors

To re-appoint retiring Statutory Auditors Firm M/s Rajiv Mehrotra & Associates (FRN: 002253C), Chartered Accountants as the Statutory Auditors of the Company for a second term of five consecutive years from the conclusion of ensuing Annual General Meeting till the conclusion of 56<sup>th</sup> Annual General Meeting to be held in the year 2027 and in this connection, to consider and if thought fit, to pass, with or without modification(s), the following resolution as an Ordinary Resolution:

**“RESOLVED THAT** pursuant to the provisions of Sections 139, 141, 142 and all other applicable provisions, if any, of the Companies

Act, 2013 and Companies (Audit and Auditors) Rules, 2014 (including any statutory modification(s) or re-enactment thereof for the time being in force), pursuant to the recommendation of the Audit Committee and the Board of Directors, M/s Rajiv Mehrotra & Associates (FRN: 002253C), Chartered Accountants be and are hereby re-appointed as Statutory Auditors of the Company for a consecutive period of five years from the conclusion of ensuing Annual General Meeting till the conclusion of 56<sup>th</sup> Annual General Meeting to be held in the year 2027.

**“RESOLVED FURTHER THAT** Shri Manoj Agarwal, Chairman Cum Managing Director (DIN: 00474146) and Shri Ankur Srivastava, Company Secretary of the Company (PAN: BRLPS0830B) be and are hereby jointly and / or severally authorised to sign, seal, execute and deliver all necessary intimation and file necessary forms to the Registrar of Companies and to do all such acts, deeds and things as may deemed necessary, expedient and desirable to give effect to the above resolution.”

## SPECIAL BUSINESS:

### Item no. 5 -- Ratification of the remuneration of Cost Auditor

To consider and if thought fit to pass with or without modification(s) the following resolution as an Ordinary Resolution:

**“RESOLVED THAT** pursuant to the provisions of Section 148 and all other applicable provisions of the Companies Act, 2013 ('the Act') and the Companies (Audit and Auditors) Rules, 2014 (including any statutory modification(s), enactment(s) or re-enactment(s) thereof, for the time being in force), the remuneration of ₹ 85,000/- payable to M/s Rakesh Misra & Company, Cost Auditors appointed by the Board of Directors of the Company as the Cost Auditor to conduct the audit of the cost records of the Company for the Financial Year 2022-23 be and is hereby ratified.”

By order of the Board of Directors  
For KANPUR PLASTIPACK LTD.

Place : Kanpur  
Date : 3<sup>rd</sup> August, 2022

**ANKUR SRIVASTAVA**  
COMPANY SECRETARY

**NOTES :**

- In view of severe outbreak of COVID-19, the Ministry of Corporate Affairs (MCA), and Securities and Exchange Board of India (SEBI) have permitted the Companies to conduct their Annual General Meeting (AGM) through Video Conferencing (VC) or Other Audio Visual Means (OAVM) during the calendar year 2022.
- In view of MCA General Circular No. 2/2022 dated 05<sup>th</sup> May, 2022, 02/2021 dated 13<sup>th</sup> January, 2021 read with General Circular No. 14/2020 dated 8<sup>th</sup> April, 2020 and Circular no. 20/2020 dated 5<sup>th</sup> May, 2020 and Circular of SEBI dated 12<sup>th</sup> May, 2020 and other applicable circulars issued by the SEBI and MCA in this regard, the 51<sup>st</sup> Annual General Meeting will be conducted through Video Conferencing or any other Audio Visual Means, as permitted. Hence, physical attendance of the Members to the AGM venue is not required and the members can attend and participate in the ensuing AGM through VC/OAVM.
- As physical presence of members is dispensed with, the facility to appoint proxy to attend and cast vote for the members is not available for this AGM. Hence, proxy form and attendance slip are not annexed herewith. However, the Body Corporates are entitled to appoint authorised representatives to attend the AGM through VC/OAVM and participate thereat and cast their votes through e-voting.
- Institutional / Corporate Shareholders (i.e. other than individuals / HUF, NRI, etc.) are required to send a scanned copy (PDF/JPG Format) of its Board or governing body Resolution/Authorization etc., authorizing its representative to attend the AGM through VC / OAVM on its behalf and to vote through remote e-voting. The said Resolution/ Authorization shall be sent to the Scrutinizer by email through its registered email address to [adesh.tandon11@gmail.com](mailto:adesh.tandon11@gmail.com) with a copy marked to [evoting@nsdl.co.in](mailto:evoting@nsdl.co.in).
- In compliance with the above Circulars of MCA and SEBI, the Annual Report 2021-22, the Notice of the 51<sup>st</sup> AGM, and instructions for e-voting are being sent through electronic mode to those members whose email addresses are registered with the Company / depository participant(s).
- Members may also note that the Notice of the 51<sup>st</sup> AGM and the Annual Report 2021-22 will also be available on the Company's website, [www.kanplas.com](http://www.kanplas.com) and website of the Stock Exchanges i.e. BSE Limited and National Stock Exchange of India Limited at [www.bseindia.com](http://www.bseindia.com) and [www.nseindia.com](http://www.nseindia.com), respectively.
- A statement pursuant to section 102(1) of the Companies Act, 2013 relating to the special businesses to be transacted at the Annual General Meeting is annexed hereto.
- The Register of Members and Share Transfer Books of the Company shall remain closed from 27<sup>th</sup> August, 2022 to 2<sup>nd</sup> September, 2022 (both days inclusive). The entitlement to dividend on shares, if declared, will be determined on the basis of names registered in the Register of Members of the Company after giving effect to the valid share transfers / transmission / transposition in physical form lodged with the Company on or before 27<sup>th</sup> August, 2022 and the beneficial owners as per the Beneficiary List at the close of the business hours on 27<sup>th</sup> August, 2022 as provided by NSDL and CDSL.
- The payment of Dividend shall be subject to deduction of Tax at Source as per applicable Income Tax Act and Rules.
- Securities and Exchange Board of India has mandated the submission of Permanent Account Number (PAN) and Bank details by every shareholder, accordingly, shareholders are requested to please update PAN and Bank details to their Depository Participant in case of Demat holding. Members holding shares in physical form may submit the PAN and Bank details to the Company or the Registrar.
- The members are hereby informed that the Company has transferred the amount of unpaid dividend for the year 2013-14, which remained unpaid over a period of 7 years, to the Investor Education and Protection Fund (IEPF) constituted under Section 125 of the Companies Act, 2013. The details of unpaid dividend are as follows :-

S. No.	Dividend Year	Unpaid Balance as on 31/03/2022 (In ₹)
1.	2014-15	6,91,636.80
2.	2015-16 (Interim)	7,25,792.40
3.	2015-16	3,47,481.00
4.	2016-17	14,78,918.40
5.	2017-18	5,20,512.30
6.	2018-19	5,13,968.40
7.	2019-20	1,70,196.40
8.	2020-21	7,60,857.00
9.	2021-22(Interim)	3,67,531.00

**Investors are advised to send all un-encashed dividend warrants pertaining to the years shown above to the Company for revalidation**, along with necessary supporting documents as mandated from time to time. It is further informed that unclaimed/ unpaid dividend pertaining to the Financial Year 2014-15 will become due for transfer to Investor Education and Protection Fund (IEPF) on 19/09/2022.

- Pursuant to the provisions of Section 124(6) read with Investor Education and Protection Fund Authority (Accounting, Audit, Transfer and Refund) Rules, 2016 (IEPF Rules), 'Equity Shares',

on which Dividend has not been claimed for a continuous period of 7 years, will be transferred to Investor Education and Protection Fund (IEPF) Suspense Account constituted under Section 125 of the Companies Act, 2013. It is pertinent to mention that no claim shall lie against the Company, though Shareholders have the right to claim the underlying shares from IEPF Suspense Account in the manner prescribed in the IEPF Rules.

13. Notices have been served to the individual shareholders whose shares are liable to be transferred to IEPF Suspense Account. The underlying shares will be due to be transferred to the IEPF Suspense Account in September, 2022. Therefore, shareholders are requested to please claim their unpaid dividend for earlier years at the earliest.
14. Members who have multiple folios with identical order of names are requested to intimate to the Company those folios to enable the Company to consolidate all shareholdings into one folio.
15. Members having any query(ies) relating to this Annual Report are requested to send their questions to Registered Office of the Company at least 7 days before the date scheduled for Annual General Meeting.
16. SEBI has amended Regulation 40 of Securities and Exchange Board of India (Listing Obligations and Disclosure Requirements) Regulations, 2015 vide Gazette notification dated June 8, 2018 and mandated that transfer of securities would be carried out in dematerialized form only except in case of transmission / transposition of securities.
17. In case of physical transmission of shares, copy of PAN Card of the transferee is mandatory.
18. Members who still hold share certificates in physical form are advised to dematerialise their shareholding to avail the benefits of dematerialisation, which include easy liquidity, since trading is permitted in dematerialised form only, electronic transfer, savings in stamp duty and elimination of any possibility of loss of documents and bad deliveries.
19. Investors holding shares in physical form are advised to opt for Electronic Clearing System (ECS) to avail fast and safe remittance of dividend. A photocopy of a leaf of your Cheque book bearing your Account Number may also be sent along with mandate.
20. Electronic copy of the Annual Report is being sent to all Members whose email ID is registered with the Company / Depository Participants (DP) for communication purposes. Members who have not got their email id registered with the Company are requested to inform your email id to the Company or its RTA with details of folio number and attaching a self-attested copy of PAN card at [secretary@kanplas.com](mailto:secretary@kanplas.com) or to [grievances@skylinerta.com](mailto:grievances@skylinerta.com) in case of physical holding and in case of demat holding update your email id with the depository participant. Investors may also download the Annual Report of the Company from the website of the Company or website of Stock Exchanges.
21. Members are also requested to notify any changes in their email ID or Bank Mandates or address to the Company and always quote their Folio Number or DP ID and Client ID Numbers in all correspondence with the Company. In respect of holding in electronic form, Members are requested to notify any change of email ID or Bank mandates or address to their Depository Participants.
22. Members holding shares in single name and physical form are advised to make nomination in respect of their shareholding in the Company. The Nomination Form prescribed by the Government can be obtained from the Registrar and Transfer Agent or the Secretarial Department of the Company at its Registered Office.
23. Members are requested to register / update their e mail id.
24. All material documents are open for inspection by the members on all working days at the Registered Office of the Company till the conclusion of the Annual General Meeting.
25. The relevant details pursuant to Regulations 36(3) of the SEBI Listing Regulations and Secretarial Standard on General Meetings issued by the Institute of Company Secretaries of India, in respect of Director(s) seeking appointment / re-appointment at this AGM are provided in the Corporate Governance Report forming part of the Annual Report and Explanatory Statements of the notice as the case may be.
26. Since the AGM will be held through VC/ OAVM Facility, the Route Map is not annexed with this Notice.

## DIVIDEND RELATED INFORMATION

27. Subject to approval of the Members at the AGM, the dividend will be paid to the Members whose names appear on the Company's Register of Members as on the Record Date, and in respect of the shares held in dematerialised mode, to the Members whose names are furnished by National Securities Depository Limited and Central Depository Services (India) Limited as beneficial owners as on that date.
28. Payment of dividend shall be made through electronic mode to the Shareholders who have updated their bank account details. Dividend warrants / demand drafts will be dispatched to the registered address of the shareholders who have not updated their bank account.

29. Shareholders are requested to register / update their complete bank details: (a) with their Depository Participant(s) with whom they maintain their demat accounts if shares are held in dematerialised mode by submitting the requisite documents, and (b) with the Company by emailing at secretary@kanplas.com or grievances@skylinerta.com, if shares are held in physical mode, by submitting (i) scanned copy of the signed request letter which shall contain shareholder's name, folio number, bank details (Bank account number, Bank and Branch Name and address, IFSC, MICR details), (ii) self-attested copy of the PAN card and (iii) cancelled cheque leaf. In case shares are held in dematerialised mode, details in a form prescribed by your Depository Participant may also be required to be furnished.
30. Pursuant to the requirement of Income Tax Act, 1961, the Company will be required to withhold taxes at the prescribed rates on the dividend paid to its shareholders. However, **no tax will be deducted on payment of dividend to the resident individual shareholders if the total dividend paid does not exceed ₹5,000/-** The withholding tax rate would vary depending on the residential status of the shareholder and documents registered with the Company.

## A RESIDENT SHAREHOLDERS:

### A.1 Tax Deductible at Source for Resident Shareholders

S. No.	Particulars	Withholding tax rate	Documents required (if any)
1.	Valid PAN updated in the Company's Register of Members	10%	No document required (if no exemption is sought)
2.	No PAN/Valid PAN not updated in the Company's Register of Members	20%	No document required (if no exemption is sought)
3.	Availability of lower/nil tax deduction certificate issued by Income Tax Department u/s 197 of Income Tax Act, 1961	Rate specified in the certificate	Lower tax deduction certificate obtained from Income Tax Authority

### A.2 No Tax Deductible at Source on dividend payment to resident shareholders if the Shareholders submit and register following documents as mentioned in the below table with the Company / RTA

S. No.	Particulars	Withholding tax rate	Documents required (if any)
1	Submission of form 15G/15H	NIL	Declaration in Form No. 15G (applicable to any person other than a company or a firm) / Form 15H (applicable to an Individual who is 60 years and above), fulfilling certain conditions.
2	Shareholders to whom section 194 of the Income Tax, 1961 does not apply such as LIC, GIC, etc.	NIL	Documentary evidence that the said provisions are not applicable.
3	Shareholder covered u/s 196 of Income Tax Act, 1961 such as Government, RBI, corporations established by Central Act & mutual funds.	NIL	Documentary evidence for coverage u/s 196 of Income Tax Act, 1961
4	Category I and II Alternative Investment Fund	NIL	SEBI registration certificate to claim benefit under section 197A (1F) of Income Tax Act, 1961
5	Recognised provident funds / Approved superannuation fund / Approved gratuity fund	NIL	Necessary documentary evidence as per Circular No. 18/2017 issued by Central Board of Direct Taxes (CBDT)
6	National Pension Scheme	NIL	No TDS as per section 197A (1E) of Income Tax Act, 1961



**B NON-RESIDENT SHAREHOLDERS:**

Withholding tax on dividend payment to non-resident shareholders if the non-resident shareholders submit and register following document as mentioned in the below table with the Company / RTA

S. No.	Particulars	Withholding tax rate	Documents required (if any)
1	Foreign Institutional Investors (FIIs) / Foreign Portfolio Investors (FPIs)	20% (plus applicable surcharge and cess)	FPI registration number / certificate.
2	Other Non-resident shareholders	20% (plus applicable surcharge and cess) or tax treaty rate whichever is beneficial	To avail beneficial rate of tax treaty following tax documents would be required: <ol style="list-style-type: none"> <li>1. Tax Residency certificate issued by revenue authority of country of residence of shareholder for the year in which dividend is received</li> <li>2. PAN</li> <li>3. Form 10F filled &amp; duly signed</li> <li>4. Self-declaration for non-existence of permanent establishment/ fixed base in India</li> </ol> (Note: Application of beneficial Tax Treaty Rate shall depend upon the completeness of the documents submitted by the Non- Resident shareholder and review to the satisfaction of the Company)
3	Indian Branch of a Foreign Bank	Nil	Lower tax deduction certificate u/s 195(3) obtained from Income Tax Authority. Self-declaration confirming that the income is received on its own account and not on behalf of the Foreign Bank
4	Availability of Lower/NIL tax deduction certificate issued by Income Tax Department u/s 197 of Income Tax Act, 1961	Rate specified in certificate	Lower tax deduction certificate obtained from Income Tax Authority

31. Shareholders are requested to please provide the abovementioned documents upto 27<sup>th</sup> August, 2022 in this regard. No communication would be accepted from members after 27<sup>th</sup> August, 2022 regarding the tax withholding matters.
32. In case TDS is deducted at a higher rate, an option is still available with the shareholder to file the return of income and claim an appropriate refund.

**EVOTING AND VIDEO CONFERENCING:**

33. The Members can join the AGM through VC/OAVM mode 15 minutes before and after the scheduled time of the commencement of the Meeting by following the procedure mentioned in the Notice. The facility of participation at the AGM through VC/OAVM will be made available for 1000

members on first come first served basis. This will not include large Shareholders (Shareholders holding 2% or more shareholding), Promoters, Institutional Investors, Directors, Key Managerial Personnel, the Chairpersons of the Audit Committee, Nomination and Remuneration Committee and Stakeholders Relationship Committee, Auditors etc. who are allowed to attend the AGM without restriction.

34. The attendance of the Members attending the AGM through VC/OAVM will be counted for the purpose of reckoning the quorum under Section 103 of the Companies Act, 2013.
35. Pursuant to the provisions of Section 108 of the Companies Act, 2013 read with Rule 20 of the Companies (Management and Administration) Rules, 2014 (as amended) and Regulation 44 of SEBI (Listing Obligations & Disclosure Requirements)

Regulations 2015 (as amended), the Company is providing facility of remote e-voting to its Members in respect of the business to be transacted at the AGM. For this purpose, the Company has entered into an agreement with National Securities Depository Limited (NSDL) for facilitating voting through electronic means, as the authorized agency. The facility of casting votes by a member using remote e-voting system as well as voting on the date of the AGM will be provided by NSDL.

36. The facility for voting through electronic voting system shall also be made available at the meeting and members attending the meeting who have not already casted their vote by remote e-voting shall be able to exercise their right at the meeting.
37. The voting rights of Members shall be in proportion to their shares in the paid-up equity share capital of the Company as on the cut-off date.
38. The voting results shall be declared within two working days from the conclusion of the 51<sup>st</sup> AGM and the resolutions will be deemed to be passed on the date of the Meeting subject to receipt of the requisite number of votes in favour of the resolutions.
39. The results declared along with the Scrutinizer's Report(s) will be displayed at the Registered Office of the Company and communicated to the Stock Exchanges where the equity shares of the Company are listed i.e. BSE Limited and National Stock Exchange of India Limited, in accordance with the provisions of the Act. The results shall also be placed on the website i.e. [www.kanplas.com](http://www.kanplas.com).

40. The recorded transcript of the forthcoming AGM, shall also be made available on the website of the Company [www.kanplas.com](http://www.kanplas.com) in the Shareholders Communication section, as soon as possible after the Meeting is over.

### THE INSTRUCTIONS FOR MEMBERS FOR REMOTE E-VOTING AND JOINING GENERAL MEETING ARE AS UNDER:-

**The remote e-voting period begins on 30<sup>th</sup> August, 2022 at 9:00 AM and ends on 1<sup>st</sup> September, 2022 at 5:00 PM. The remote e-voting module shall be disabled by NSDL for voting thereafter.**

#### How do I vote electronically using NSDL e-Voting system?

*The way to vote electronically on NSDL e-Voting system consists of "Two Steps" which are mentioned below.*

#### Step 1: Access to NSDL e-Voting system

##### A) Login method for e-Voting and joining virtual meeting for Individual shareholders holding securities in demat mode

In terms of SEBI circular dated December 9, 2020 on e-Voting facility provided by Listed Companies, Individual shareholders holding securities in demat mode are allowed to vote through their demat account maintained with Depositories and Depository Participants. Shareholders are advised to update their mobile number and email Id in their demat accounts in order to access e-Voting facility.

Login method for Individual shareholders holding securities in demat mode is given below:

Type of shareholders	Login Method
Individual Shareholders holding securities in demat mode with NSDL.	<ol style="list-style-type: none"> <li>1. Existing <b>IDeAS</b> user can visit the e-Services website of NSDL Viz. <a href="https://eservices.nsd.com">https://eservices.nsd.com</a> either on a Personal Computer or on a mobile. On the e-Services home page click on the "<b>Beneficial Owner</b>" icon under "<b>Login</b>" which is available under '<b>IDeAS</b>' section, this will prompt you to enter your existing User ID and Password. After successful authentication, you will be able to see e-Voting services under Value added services. Click on "<b>Access to e-Voting</b>" under e-Voting services and you will be able to see e-Voting page. Click on company name or <b>e-Voting service provider i.e. NSDL</b> and you will be re-directed to e-Voting website of NSDL for casting your vote during the remote e-Voting period or joining virtual meeting &amp; voting during the meeting.</li> <li>2. If you are not registered for IDeAS e-Services, option to register is available at <a href="https://eservices.nsd.com">https://eservices.nsd.com</a>. Select "<b>Register Online for IDeAS Portal</b>" or click at <a href="https://eservices.nsd.com/SecureWeb/IdeasDirectReg.jsp">https://eservices.nsd.com/SecureWeb/IdeasDirectReg.jsp</a></li> </ol>

**Type of shareholders****Login Method**

3. Visit the e-Voting website of NSDL. Open web browser by typing the following URL: <https://www.evoting.nsdl.com/> either on a Personal Computer or on a mobile. Once the home page of e-Voting system is launched, click on the icon "**Login**" which is available under 'Shareholder/Member' section. A new screen will open. You will have to enter your User ID (i.e. your sixteen digit demat account number hold with NSDL), Password/OTP and a Verification Code as shown on the screen. After successful authentication, you will be redirected to NSDL Depository site wherein you can see e-Voting page. Click on company name or **e-Voting service provider i.e. NSDL** and you will be redirected to e-Voting website of NSDL for casting your vote during the remote e-Voting period or joining virtual meeting & voting during the meeting.
4. Shareholders/Members can also download NSDL Mobile App "**NSDL Speede**" facility by scanning the QR code mentioned below for seamless voting experience.

NSDL Mobile App is available on



Individual Shareholders holding securities in demat mode with CDSL

1. Existing users who have opted for Easi / Easiest, they can login through their user id and password. Option will be made available to reach e-Voting page without any further authentication. The URL for users to login to Easi / Easiest are <https://web.cdslindia.com/myeasi/home/login> or [www.cdslindia.com](http://www.cdslindia.com) and click on New System Myeasi.
2. After successful login of Easi/Easiest the user will be also able to see the E Voting Menu. The Menu will have links of e-Voting service provider i.e. NSDL. Click on NSDL to cast your vote.
3. If the user is not registered for Easi/Easiest, option to register is available at <https://web.cdslindia.com/myeasi/Registration/EasiRegistration>
4. Alternatively, the user can directly access e-Voting page by providing demat Account Number and PAN No. from a link in [www.cdslindia.com](http://www.cdslindia.com) home page. The system will authenticate the user by sending OTP on registered Mobile & Email as recorded in the demat Account. After successful authentication, user will be provided links for the respective ESP i.e. **NSDL** where the e-Voting is in progress.

Individual Shareholders (holding securities in demat mode) login through their depository participants

You can also login using the login credentials of your demat account through your Depository Participant registered with NSDL/CDSL for e-Voting facility. upon logging in, you will be able to see e-Voting option. Click on e-Voting option, you will be redirected to NSDL/CDSL Depository site after successful authentication, wherein you can see e-Voting feature. Click on company name or e-Voting service provider i.e. NSDL and you will be redirected to e-Voting website of NSDL for casting your vote during the remote e-Voting period or joining virtual meeting & voting during the meeting.

**Important note:** Members who are unable to retrieve User ID/ Password are advised to use Forget User ID and Forget Password option available at abovementioned website.

### Helpdesk for Individual Shareholders holding securities in demat mode for any technical issues related to login through Depository i.e. NSDL and CDSL.

Login type	Helpdesk details
Individual Shareholders holding securities in demat mode with NSDL	Members facing any technical issue in login can contact NSDL helpdesk by sending a request at <a href="mailto:evoting@nsdl.co.in">evoting@nsdl.co.in</a> or call at toll free no.: 1800 1020 990 and 1800 22 44 30
Individual Shareholders holding securities in demat mode with CDSL	Members facing any technical issue in login can contact CDSL helpdesk by sending a request at <a href="mailto:helpdesk.evoting@cdslindia.com">helpdesk.evoting@cdslindia.com</a> or contact at 022- 23058738 or 022-23058542-43

### B) Login Method for e-Voting and joining virtual meeting for shareholders other than Individual shareholders holding securities in demat mode and shareholders holding securities in physical mode.

#### How to Log-in to NSDL e-Voting website?

1. Visit the e-Voting website of NSDL. Open web browser by typing the following URL: <https://www.evoting.nsdl.com/> either on a Personal Computer or on a mobile.
2. Once the home page of e-Voting system is launched, click on the icon "Login" which is available under 'Shareholder/Member' section.
3. A new screen will open. You will have to enter your User ID, your Password/OTP and a Verification Code as shown on the screen.

Alternatively, if you are registered for NSDL eservices i.e. IDEAS, you can log-in at <https://eservices.nsdl.com/> with your existing IDEAS login. Once you log-in to NSDL eservices after using your log-in credentials, click on e-Voting and you can proceed to Step 2 i.e. Cast your vote electronically.

4. Your User ID details are given below :

Manner of holding shares i.e. Demat (NSDL or CDSL) or Physical	Your User ID is:
a) For Members who hold shares in demat account with NSDL.	8 Character DP ID followed by 8 Digit Client ID For example if your DP ID is IN300*** and Client ID is 12***** then your user ID is IN300***12*****.
b) For Members who hold shares in demat account with CDSL.	16 Digit Beneficiary ID For example if your Beneficiary ID is 12***** then your user ID is 12*****.
c) For Members holding shares in Physical Form.	EVEN Number followed by Folio Number registered with the company For example if folio number is 001*** and EVEN is 101456 then user ID is 101456001***

5. Password details for shareholders other than Individual shareholders are given below:
  - a) If you are already registered for e-Voting, then you can use your existing password to login and cast your vote.
  - b) If you are using NSDL e-Voting system for the first time, you will need to retrieve the 'initial password' which was communicated to you. Once you retrieve your 'initial password', you need to enter the 'initial password' and the system will force you to change your password.
  - c) How to retrieve your 'initial password'?
    - (i) If your email ID is registered in your demat account or with the company, your 'initial password' is communicated to you on your email ID. Trace the email sent to you from NSDL from your mailbox. Open the email and open the attachment i.e. a .pdf file. Open the .pdf file. The password to open the .pdf file is your 8 digit client ID for NSDL account, last 8 digits of client ID for CDSL account or folio number for shares held in physical form. The .pdf file contains your 'User ID' and your 'initial password'.

- (ii) If your email ID is not registered, please follow steps mentioned below in process for those shareholders whose email ids are not registered.
6. If you are unable to retrieve or have not received the "Initial password" or have forgotten your password:
    - a) Click on "**Forgot User Details/Password?**" (If you are holding shares in your demat account with NSDL or CDSL) option available on [www.evoting.nsd.com](http://www.evoting.nsd.com).
    - b) **Physical User Reset Password?** (If you are holding shares in physical mode) option available on [www.evoting.nsd.com](http://www.evoting.nsd.com).
    - c) If you are still unable to get the password by aforesaid two options, you can send a request at [evoting@nsdl.co.in](mailto:evoting@nsdl.co.in) mentioning your demat account number/folio number, your PAN, your name and your registered address etc.
    - d) Members can also use the OTP (One Time Password) based login for casting the votes on the e-Voting system of NSDL.
  7. After entering your password, tick on Agree to "Terms and Conditions" by selecting on the check box.
  8. Now, you will have to click on "Login" button.
  9. After you click on the "Login" button, Home page of e-Voting will open.
5. Upon confirmation, the message "Vote cast successfully" will be displayed.
  6. You can also take the printout of the votes cast by you by clicking on the print option on the confirmation page.
  7. Once you confirm your vote on the resolution, you will not be allowed to modify your vote.

#### General Guidelines for shareholders

1. Institutional shareholders (i.e. other than individuals, HUF, NRI etc.) are required to send scanned copy (PDF/JPG Format) of the relevant Board Resolution/ Authority letter etc. with attested specimen signature of the duly authorized signatory(ies) who are authorized to vote, to the Scrutinizer by e-mail to [adesh.tandon11@gmail.com](mailto:adesh.tandon11@gmail.com) with a copy marked to [evoting@nsdl.co.in](mailto:evoting@nsdl.co.in). Institutional shareholders (i.e. other than individuals, HUF, NRI etc.) can also upload their Board Resolution / Power of Attorney / Authority Letter etc. by clicking on "**Upload Board Resolution / Authority Letter**" displayed under "**e-Voting**" tab in their login.
2. It is strongly recommended not to share your password with any other person and take utmost care to keep your password confidential. Login to the e-voting website will be disabled upon five unsuccessful attempts to key in the correct password. In such an event, you will need to go through the "Forgot User Details/Password?" or "Physical User Reset Password?" option available on [www.evoting.nsd.com](http://www.evoting.nsd.com) to reset the password.
3. In case of any queries, you may refer the Frequently Asked Questions (FAQs) for Shareholders and e-voting user manual for Shareholders available at the download section of [www.evoting.nsd.com](http://www.evoting.nsd.com) or call on toll free no.: 1800-222-990 or send a request to NSDL at [evoting@nsdl.co.in](mailto:evoting@nsdl.co.in)

#### Step 2: Cast your vote electronically and join General Meeting on NSDL e-Voting system.

##### How to cast your vote electronically and join General Meeting on NSDL e-Voting system?

1. After successful login at Step 1, you will be able to see all the companies "EVEN" in which you are holding shares and whose voting cycle and General Meeting is in active status.
2. Select "EVEN" of company for which you wish to cast your vote during the remote e-Voting period and casting your vote during the General Meeting. For joining virtual meeting, you need to click on "VC/OAVM" link placed under "Join Meeting".
3. Now you are ready for e-Voting as the Voting page opens.
4. Cast your vote by selecting appropriate options i.e. assent or dissent, verify/modify the number of shares for which you wish to cast your vote and click on "Submit" and also "Confirm" when prompted.

##### Process for those shareholders whose email ids are not registered with the depositories for procuring user id and password and registration of e mail ids for e-voting for the resolutions set out in this notice:

1. In case shares are held in physical mode please provide Folio No., Name of shareholder, scanned copy of the share certificate (front and back), PAN (self attested scanned copy of PAN card), AADHAR (self attested scanned copy of Aadhar Card) by email to [secretary@kanplas.com](mailto:secretary@kanplas.com) or [grievances@skylinerta.com](mailto:grievances@skylinerta.com).
2. In case shares are held in demat mode, please provide DPID-CLID (16 digit DPID + CLID or 16 digit beneficiary ID), Name, client master or copy of Consolidated Account statement, PAN (self attested scanned copy of PAN card), AADHAR (self attested scanned copy of Aadhar Card) to [secretary@kanplas.com](mailto:secretary@kanplas.com) or [grievances@skylinerta.com](mailto:grievances@skylinerta.com).

### THE INSTRUCTIONS FOR MEMBERS FOR e-VOTING ON THE DAY OF THE AGM ARE AS UNDER:-

1. The procedure for e-Voting on the day of the AGM is same as the instructions mentioned above for remote e-voting.
2. Only those Members/ shareholders, who will be present in the AGM through VC/OAVM facility and have not casted their vote on the Resolutions through remote e-Voting and are otherwise not barred from doing so, shall be eligible to vote through e-Voting system in the AGM.
3. Members who have voted through Remote e-Voting will be eligible to attend the AGM. However, they will not be eligible to vote at the AGM.
4. The details of the person who may be contacted for any grievances connected with the facility for e-Voting on the day of the AGM shall be the same person mentioned for Remote e-voting.

### INSTRUCTIONS FOR MEMBERS FOR ATTENDING THE AGM THROUGH VC/OAVM ARE AS UNDER:

1. Member will be provided with a facility to attend the AGM through VC/OAVM through the NSDL e-Voting system. Members may access the same at <https://www.evoting.nsdl.com> under shareholders/members login by using the remote e-voting credentials. The link for VC/OAVM will be available in shareholder/members login where the EVEN of Company will be displayed. Please note that the members who do not have the User ID and Password for e-Voting or have forgotten the User ID and Password may retrieve the same by following the remote e-Voting instructions mentioned in the notice to avoid last minute rush. Further members can also use the OTP based login for logging into the e-Voting system of NSDL.
2. Members are encouraged to join the Meeting through Laptops for better experience.
3. Further Members will be required to allow Camera and use Internet with a good speed to avoid any disturbance during the meeting.
4. Please note that Participants Connecting from Mobile Devices or Tablets or through Laptop connecting via Mobile Hotspot may experience Audio/Video loss due to fluctuation in their respective network. It is therefore recommended to use Stable Wi-Fi or LAN Connection to mitigate any kind of aforesaid glitches.
5. Shareholders who would like to express their views/ask questions during the meeting may register themselves as a speaker may send their request mentioning their name,

demat account number/folio number, email id, mobile number at secretary@kanplas.com **2 days prior to the date of AGM.**

6. Shareholders who would like to express their views/have questions may send their questions in advance mentioning their name demat account number/folio number, email id, mobile number at secretary@kanplas.com. The same will be replied by the company suitably.
7. Those shareholders who have registered themselves as a speaker will only be allowed to express their views/ask questions during the meeting.

### EXPLANATORY STATEMENT PURSUANT TO SECTION 102(1) OF THE COMPANIES ACT, 2013.

#### ITEM NO. 5:-

In accordance with the provisions of Section 148 of the Act read with the Companies (Audit and Auditors) Rules, 2014, the Board, on the recommendation of the Audit Committee, in its Meeting held on 23<sup>rd</sup> May, 2022 have appointed M/s. Rakesh Misra & Co, Cost Accountants, (Firm Registration No. 000249), as the Cost Auditors of the Company to conduct the audit of the cost records of the Company for the Financial Year 2022-23 at a fee of ₹85,000 subject to TDS and GST etc., as applicable, apart from out of pocket expenses, as remuneration for cost audit services for the Financial Year 2022-23. As per the provisions of Section 148 of the Companies Act, 2013 read with the Companies (Audit and Auditors) Rules, 2014, the remuneration payable to the Cost Auditors has to be ratified by the shareholders of the Company. Accordingly, consent of the members is being sought for passing an Ordinary Resolution as set out at Item No. 5 of the Notice for ratification of the remuneration payable to the Cost Auditors for the Financial Year ending 31<sup>st</sup> March, 2023.

None of the Directors / Key Managerial Personnel of the Company / their relatives are, in any way, concerned or interested, financially or otherwise, in the Resolution set out at Item No. 5 of this Notice.

Your Directors recommend passing of above resolutions as Ordinary Resolution.

By order of the Board of Directors  
**For KANPUR PLASTIPACK LTD.**

Place : Kanpur  
Date : 3<sup>rd</sup> August, 2022

**ANKUR SRIVASTAVA**  
COMPANY SECRETARY

# Board's Report

DEAR MEMBERS,

Your Directors are happy to submit 51<sup>st</sup> Annual Report of Kanpur Plastipack Limited together with Standalone and Consolidated Audited Financial Statements for the financial year ended 31<sup>st</sup> March, 2022.

## FINANCIAL HIGHLIGHTS:

(₹ in Lacs)

Particulars	Standalone		Consolidated	
	2021-22	2020-21	2021-22	2020-21
Sale of products	62507.34	45164.37	62507.34	45164.37
Other Income	1267.39	751.86	1267.59	751.86
<b>Total Income</b>	<b>63774.73</b>	<b>45916.23</b>	<b>63774.93</b>	<b>45916.24</b>
Profit Before Tax	3708.07	4413.15	3706.71	4413.13
Less: Current Tax	681.06	771.07	681.06	771.07
Less: Earlier year Tax Adjustment	4.14	12.50	4.14	12.50
Less: Deferred Tax	401.66	595.52	401.66	608.11
Net Profit After Tax	2621.21	3034.06	2619.85	3021.45
Balance profit from Last Years	12485.81	9593.45	12482.84	9593.43
Less: Appropriations:				
Other Comprehensive Incomes	65.53	55.82	65.53	43.23
Transfer to General Reserve	-	-	-	-
Dividend paid during the year	400.75	85.88	400.75	85.88
Tax on Dividend	-	-	-	-
Balance carried to Balance Sheet	14640.74	12485.81	14636.41	12485.77

## REVIEW OF OPERATIONS AND OUTLOOK:

As the new financial year started the world witnessed a second wave of the ongoing COVID-19 pandemic – far more devastating and painful for the loss of the near and dear ones it left behind. Thankfully, Vaccinations had arrived and with the huge Government machinery being proactive life started to trickle back to normalcy by the middle of the year. This, however, took its toll on the global economy leading to disruptions in the logistics chain coupled with price volatility on raw materials and inputs.

Your Company dealt with the pandemic by a continuous focus on operational excellence, marketing strategies, and keeping its employees and community at the core of it. The health and safety of employees and the communities in which the Company operates continue to be the foremost priority of the Company. Our focus on our commitments with customers remained unwavering throughout this period, reflecting in the record number of orders secured during the period.

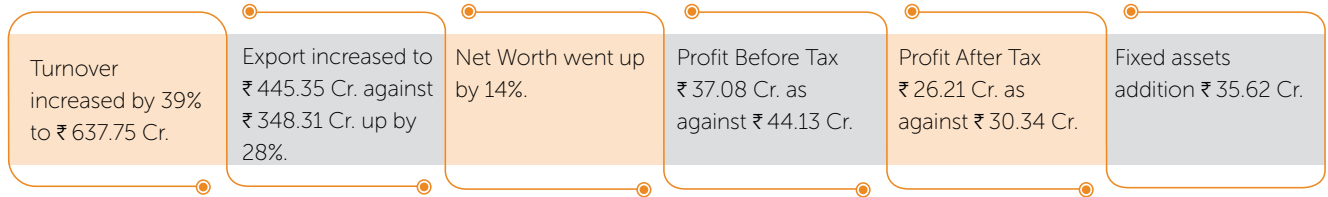
During the year 2021-22, the Company once again crossed major milestones in Turnover and Production despite the

challenges we faced. We continued our investments in capacity enhancement and your Company further added new territories in its geographical reach.

Our increasing dependency on Solar Power resulted not only into cost savings but also helped in reducing the carbon emission in the environment.

### Financial Milestones:

It is a matter of satisfaction that your Company is scaling new heights year on year. During the last fiscal, your Company has achieved an all time high record in its Turnover at ₹637.75 Crores which is an increase of about 39% from the previous year. Although, the bottom line was affected due to high volatility in Raw Material prices, increased competitive pressure from the market and the impact of the Ukraine War in the last quarter. An absence of growth in our main markets of USA and Europe affected us as well. The extraordinary increase in ocean freight also resulted in resistance from buyers impacting margins. Following are the highlights of the performance during the year under review:



### Operational performance

FY 2021-22 was a remarkable year – we reported our best ever Top-line and demonstrated significant progress on all strategically significant parameters as well as our sustainability ambitions. Even as we focused on improving production, efficiency, go-to-market strategy and share of value-added products, we continued to invest in technologies to reduce carbon emissions, drive resource efficiency, aid the global transition to a low-carbon future, and build a safer workplace.

During the year, your Company's plan to diversify its activities and enter into flexible packaging i.e. Cast Polypropylene Film (CPP) were begun. The new project is well underway with the acquisition of land and building and is planned to be completed by March, 2023. The financial tie-ups were also concluded recently. This will add to the Company's performance in the FY 2023-24. We have ensured that the best in class machines are being bought from Europe and the UK from global leaders. In the year gone by we also made additional capital investments of ₹35.62 Crores in increasing our Raffia capacity for Fabric, FIBCs and an additional line of MFY. The CPP Project is a high capex low manpower product and caters to an altogether different market segment than the one we have right now.

The operational performance of the Company has improved in every sphere supported by the phenomenal customer loyalty during the pandemic. Your Company further added a total of 23 new customers and 3 new geographical regions during the year.

Volumes of Sales recorded during FY 2021-22:

Product	(in MT)	
	2021-22	2020-21
FIBC	12,997	12,464
MFY	4,257	3,992
Fabrics & Liner	8,989	7,973
PP/HD Bags	2,057	308
Others	3,634	2,936
<b>Total</b>	<b>31,934</b>	<b>27,673</b>

### Solar Power:

- The execution of 9.375 MW solar power procurement project under Group Captive mode was completed during the year.

- Your Company entered into a fresh agreement for installation of a Roof Top Solar Power System of 2750 kWp capacity at Unit-3 under OPEX mode. This system became operational w.e.f. 1<sup>st</sup> April, 2022. It is estimated to receive about 21 Lacs units of electricity yearly under this agreement.

**"We have availed a total of 89.14 Lacs units of power from renewable energy sources during the year resulting in savings of ₹ 2.63 Cr. reducing the emission of carbon in the environment by about 6903.7 MT."**

### Trading Activities:

The Dealer Operated Polymer Warehouse activity of Indian Oil Corporation Limited also showed improved performance. We sold 25,954 MT in the current year as against 23,503 MT in the previous year showing an increase of about 10% over the previous year.

### OUTLOOK:

In our journey of 5-decades, we have demonstrated a spirit of resilience and an ability to grow in the face of an evolving environment and even after being witness to seminal world events. Our approach remained consistent as it stayed agile, reflecting our philosophy of growing responsibly, growing together and ensuring a sustainable future. To us, that is a responsible growth.

With continued leveraging on technological upgradation & innovation, your Company continues to lay emphasis on exports of value added products and expanding the geographical reach of the export market.

Your Company has World Class state of art certified manufacturing facilities and capacities to serve the needs of its customers. To follow the growth momentum and to take a great leap forward your Company is gearing to rollout its new project for diversification which will also be instrumental in opening up new avenues and new markets for the Company. We believe we are well placed to serve our customers in the years to come.

It shall be the company's endeavor to seek business opportunities and enter into growth areas. Towards that step, a new subsidiary company in Brazil has been established and will begin trading during the next few months.

**"New Subsidiary in Brazil to help in next stage of growth."**



## COVID 19 IMPACT

We began the year amidst the deadliest wave of the pandemic, which took a severe toll on lives and livelihoods, not just in the country but the world over.

Even as the world experienced chaos and disruption, we delivered significant annual growth which required a company-wide orchestration of strengths, deep collaboration amongst our leaders and creating a synergy of all our business units.

Your Directors wish to place on record their appreciation to the Company's employees, suppliers, customers & Government authorities for their selfless efforts which helped your Company not only to maintain continuity but to respond aggressively with all steps necessary for the safety and welfare of the employees.

## CREDIT RATING:

We are glad to report that during the year the Credit Rating of the Company has been upgraded. We now have two independent ratings from CRISIL and Acuite Rating & Research Limited. Both agencies have rated us with A- /Stable for Long Term and A2+ for Short Term Facilities.

**CRISIL: A-** /Stable for Long Term and A2+ for Short Term Facilities.

**ACUITE: A-** /Stable for Long Term and A2+ for Short Term Facilities.

## SHARE CAPITAL:

During the year the Company did a Bonus Issue of 71,54,194 fully paid-up equity shares in the ratio of 1:2 i.e. one new fully paid up equity shares for every existing 2 equity share held by shareholder. As on 31.03.2022 your Company has total shares capital of ₹21,46,67,580.00 divided into 21,46,67,580 equity shares of ₹10/- each.

## SUBSIDIARY COMPANIES

There are two wholly owned subsidiary Companies of the Company as on 31<sup>st</sup> March, 2022. During the year, there has been no material change in the nature of the business of the subsidiaries. As required under Section 129(3) of the Act, the report on the performance and financial position of each subsidiary company and salient features of their Financial Statements are attached in the prescribed form AOC-1 with the financial statements which forms part of this Annual Report.

In accordance with the provisions of Section 136 of the Act and the amendments thereto, read with the SEBI Listing Regulations, the audited financial statements, including the consolidated

financial statements and related information of the Company and financial statements of the subsidiary companies are available on our website at [www.kanplas.com](http://www.kanplas.com).

There is no Company which became or ceased to be subsidiary, joint venture and associate during the year under review. A new Foreign Subsidiary Company in Brazil was incorporated on 26/04/2022 in the name and style of KANPLAS DO BRASIL LTDA. The Foreign Subsidiary Company will do marketing and trading of the Company's products in the Brazilian market.

There is no material subsidiary Company in terms of regulation nos. 16(1)(c) and 24 of the SEBI( Listing Obligation and Disclosure Requirements) Regulations, 2015.

## CONSOLIDATED FINANCIAL STATEMENTS

In accordance with Regulation 34 of the SEBI (Listing Obligations and Disclosure Requirements) Regulations, 2015 (The 'Listing Regulations') and Section 129(3) of the Act, the consolidated financial statements have been prepared by the Company, as per the Indian Accounting Standards (Ind AS), and form part of this Annual Report. The Consolidated Financial Statements shall also be laid at the ensuing Annual General Meeting of the Company.

## DIVIDEND:

During the year under review your Company has voluntarily adopted Dividend Distribution Policy to provide more transparency, accountability and better Governance. Dividend Distribution policy is available on the website of the Company at [www.kanplas.com](http://www.kanplas.com).

A Special Interim Dividend for the year 2021-22 @ 10% i.e. ₹1.00 per equity share was declared by the Board of Directors to mark the Golden Jubilee year. Your Directors have further recommended a final dividend for the year 2021-22 @ 12% i.e. ₹1.20 per Equity Share for the financial year 2021-22. Payment of dividend is subject to the approval of shareholders at the ensuing Annual General Meeting.

## DIRECTORS:

Dr. Ram Gopal Bagla, Independent Director has tendered his resignation which was placed before the Board on 23<sup>rd</sup> May, 2022. The Board of Directors placed on record their gratitude and appreciation for the guidance, support and advice received from Dr. Bagla throughout his association with the Company.

Shri Shashank Agarwal is retiring by rotation at the ensuing Annual General Meeting and is eligible for re-appointment. In view of the valuable services, guidance and support received from him, your Directors recommend his re-appointment.

There are no changes in the Board of Directors and the Board is having optimum combination of Independent and Promoter Directors as required under Section 149(4) read with Regulation 17 of SEBI (Listing Obligation and Disclosure Requirement) Regulations, 2015, as amended.

### MEETINGS OF THE BOARD OF DIRECTORS:

During the year your Company has conducted 6 meetings of the Board of Directors. The details of the meeting of the Board & Committees thereof including attendance therein are given under Corporate Governance Report.

Your company has digitalized the Board Process and adopted paper less Board meetings platform.

### KEY MANAGERIAL PERSONNEL:

Following are the Key Managerial Personnel of your Company:

Sl No.	Name of KMP	Designation
1	Shri Manoj Agarwal	Chairman Cum Managing Director
2	Shri Ankur Srivastava	Company Secretary & Compliance Officer
3	Shri Vishal Jain	Chief Financial Officer

### DECLARATION OF INDEPENDENT DIRECTORS:

The Independent Directors have submitted their disclosures to the Board that they fulfill all the requirements as stipulated in Section 149(6) of the Companies Act, 2013 so as to qualify themselves to be appointed as Independent Directors under the provisions of the Companies Act, 2013 and the relevant rules.

### DEPOSITS:

In view of Section 73 to 76 of the Companies Act, 2013 read with Companies (Acceptance of Deposit) Rules, 2014 your Company did not accepted any deposit.

### CORPORATE GOVERNANCE:

The Company is committed to maintain the highest standards of Corporate Governance and adhere to the Corporate Governance requirements set out by the Securities and Exchange Board of India (SEBI).

The report on Corporate Governance as stipulated under the Listing Regulations is annexed to the Annual Report as **Annexure 'A'** and Management Discussion and Analysis Report also forms part of this Report.

The Certificates certifying that

- (i) the Company has complied with the requirements of Corporate Governance in terms of SEBI (LODR) Regulations, 2015; and
- (ii) none of the Directors on the Board of the company have been debarred or disqualified from being appointed or continuing as Directors of Companies by the SEBI/ MCA or any such authority.

are attached and forms the part of this Report.

### CONSERVATION OF ENERGY, TECHNOLOGY ABSORPTION AND FOREIGN EXCHANGE EARNINGS AND OUTGO:

Information as per Section 134(3)(m) of the Companies Act, 2013 read with Rule 8 of the Companies (Accounts) Rules, 2014 relating to conservation of energy, technology absorption and foreign exchange earnings and outgo for the financial year 2021-22 are annexed as **Annexure 'B'** which forms part of this Report.

### PARTICULARS OF EMPLOYEES:

The information required under Section 197(12) of the Companies Act, 2013 read with Rule 5(1) & 5(2) of the Companies (Appointment and Remuneration of Managerial Personnel) Rules, 2014 are annexed as **Annexure 'C'** which forms part of this Report.

### AUDITORS:

#### I. STATUTORY AUDITORS AND THEIR REPORT

M/s Rajiv Mehrotra & Associates (FRN: 002253C), Chartered Accountants, were appointed as Statutory Auditors of your Company for a period of 5 years in the Annual General Meeting held on 15/09/2017 till the conclusion of 51<sup>st</sup> Annual General Meeting to be held in the year 2022. Their term as a statutory auditors will conclude from the Conclusion of ensuing Annual General Meeting.

As per the provision of Section 139 of the Companies Act, 2013 read with rules made thereunder the firm of Chartered Accountants is eligible to be appointed as statutory auditors for two terms of five consecutive years each. The first term of M/s Rajiv Mehrotra & Associates as statutory auditors of the Company expires at the conclusion of the ensuing AGM of the Company.

Considering their performance as auditors of the Company during their present tenure, on the recommendation of the Audit Committee, the Board of Directors have

recommended, the re-appointment of M/s Rajiv Mehrotra & Associates as statutory auditors of the Company for a second term of five years to hold office from the conclusion of the 51<sup>st</sup> AGM till the conclusion of 56<sup>th</sup> Annual General Meeting to be held in the year 2027.

The Audit Report from the Statutory Auditors forms part of this Annual Report. The said report does not contain any qualification, reservation or adverse remark.

## II. COST AUDITORS

As per Section 148 of the Companies Act, 2013 read with Companies (Auditor's Report) Order, 2015, the Company has maintained all the costing records.

During the year under review Cost Audit was not applicable on your Company. However, w.e.f. financial year 2022-23 the Cost Audit will be applicable on the Company as per Section 148 of the Companies Act, 2013 read with Companies (Cost Records and Audit) Rules, 2014, as amended. Accordingly, the Board of Directors have appointed M/s Rakesh Misra & Company, Cost Auditors to conduct the Cost Audit for the financial year 2022-23. Their remuneration is placed before the shareholders for ratification at the ensuing AGM.

## III. SECRETARIAL AUDITORS

The Company has appointed M/s Adesh Tandon & Associates, Practicing Company Secretaries as the Secretarial Auditors of the Company for the year 2021-22. The Secretarial Audit Report, as placed by the Auditor, is annexed with this Report as **Annexure 'D'**. There was no qualification, reservation or adverse remark made by the Auditor in their respective report.

## IV. INTERNAL AUDITORS

During the year under review M/s S N Saraogi & Associates, Chartered Accountants were the Internal Auditors of the Company. Their reports were placed before the Audit Committee of the Company from time to time.

## INTERNAL CONTROL SYSTEM AND THEIR ADEQUACY:

The Company has adequate system of internal control with reference to the financial statements. All the transactions are properly authorized, recorded and reported to the Management. The Company is following all the applicable Accounting Standards for properly maintaining the books of accounts and reporting financial statements. The internal auditor of the company checks and verifies the internal control and monitors them in accordance with policy adopted by the company. Company ensures proper and adequate systems and procedures commensurate with its size and nature of its business.

## ANNUAL RETURN:

As per the requirement of Section 134(3)(a) read with Section 92(3) of the Companies Act, 2013, the Annual Return for the year 2021-22 has been placed on the website of the Company. The weblink of the same is <https://www.kanplas.com/en/corporate-governance>.

## LISTING:

The Equity Shares of the Company are listed with National Stock Exchange (NSE) and Bombay Stock Exchange (BSE). We confirm that the Annual Listing Fees for the financial year 2022-23 have been paid within the stipulated time to both the Stock Exchanges.

## CORPORATE SOCIAL RESPONSIBILITY:

In terms of Section 135 and Schedule VII of the Companies Act, 2013 read with the Companies (Corporate Social Responsibility) Rules, 2014, the Board of Directors of your Company have constituted a CSR Committee the details of which are given in Corporate Governance Report. CSR Committee of the Board have developed a CSR Policy which is enclosed as part of this report **Annexure-'E'**.

Annual report on CSR as required under Rule 8(1) of the Companies (Corporate Social Responsibility) Rules, 2014 is annexed with this report as **Annexure 'F'**.

## PARTICULARS OF LOANS, GUARANTEES OR INVESTMENTS:

Your Company has not made any Loan or given any Guarantees and the details of investments are given under note 4 and 8 of the Financial Statements. However, the investments made does not exceeds the limits as prescribed under Section 186 of the Companies Act, 2013.

## VIGIL MECHANISM (WHISTLE BLOWER POLICY):

In pursuant to the provisions of Section 177(9) & (10) of the Companies Act, 2013 read with Rule 7 of the Companies (Meeting of Board and its Powers) Rules, 2014 and Regulations 34 (3) and 53 (f) of SEBI (LODR) Regulations, 2015, a Vigil Mechanism for directors and employees to report genuine concerns about unethical behaviour, actual or suspected fraud or violation of the Company's code of conduct or ethics policy has been established. The Vigil Mechanism Policy has been uploaded on the website of the Company.

During the year under review no complaint was received by the Audit Committee under the Whistle Blower Policy.

## RISK MANAGEMENT:

The Company follows the risk management policy wherein the management keeps an eagle eye view on the markets, both domestic and foreign, related to the products, the Company manufactures and the raw materials required. The management also monitors the socio-economic changes worldwide and the changes in the currency fluctuation to minimize the risks.

The Board members are regularly informed about the potential risks, their assessment and minimization procedures. The Board frames a plan for elimination / minimization of the risk and further lays out the steps for implementing and monitoring of the risk management plan.

There are no risks which in the opinion of the Board are of the nature that can threaten the existence of the Company. However, the risks *inter-se* that are generally dealt in regular course of business have to be taken care of are fluctuations in foreign exchange rates and raw material prices.

## MATERIAL CHANGES AND COMMITMENTS:

No material changes or commitments which may affect the financial position of the Company has been occurred between the end of the financial year of the Company and the date of this report.

## INDIAN ACCOUNTING STANDARDS:

Your Company has adopted Indian Accounting Standards ('Ind- AS') with effect from 1<sup>st</sup> April, 2017 pursuant to Ministry of Corporate Affairs notification dated 16<sup>th</sup> February, 2015 notifying the Companies (Indian Accounting Standards) Rules, 2015.

## BOARD EVALUATION:

The Board annually evaluates its performance as well as the performances of its Committees and of Directors individually.

For evaluating the performance of the Board as a whole, the Chairman of the Company and the Whole Time Directors are evaluated linking it with the periodical performances of the Company, role of the Board towards achievement of the said performances, the future plans as set out from time to time and their devotion towards implementation and management of the growth parameters of the Company.

The performance of the Non Executive / Independent Directors is evaluated on the basis of their contribution for adopting better corporate governance practices, transparency and disclosures in achieving the goal of the Company.

The performance of the various Committees of the Board is reviewed on the basis of the achievement of the work designated to the specific committee.

## RELATED PARTY TRANSACTIONS:

During the year no contracts / arrangements were entered / renewed by the Company with related parties in terms of the provisions of Section 188(1) of the Companies Act, 2013.

All the transactions with the related parties entered during the year 2021-22 were in the ordinary course of business, on arm's length basis and approved by the Audit Committee. Further, no material related party transaction was entered during the year under review.

Disclosure as required under section 134(3)(h) of the Companies Act, 2013 read with the Companies (Accounts) Rules, 2014, in form AOC-2, is not applicable as all the contracts entered by the Company during the year are on arms length basis and there was no material contract or arrangement.

The policy to deal with the related party transactions is uploaded on the company's website. The weblink of the same is <https://www.kanplas.com/en/policies>

## COMPANYS' POLICY ON DIRECTORS' APPOINTMENT AND REMUNERATION:

The current policy is to have an appropriate mix of executive and independent directors to maintain the independence of the Board, and separate its functions of governance and management. The Company has duly constituted the Nomination and Remuneration Committee of the Board and the committee *interalia* periodically evaluates:

1. The need for change in composition and size of the Board;
2. Recommend/review remuneration of the Managing Director and Whole-time Director(s) based on their performance.
3. Recommend the policy for remuneration of Directors, KMPs & other senior level employees of the Company and review the same in accordance with the performance of the Company and industry trend.

The policy to deal with the selection, appointment and remuneration of the Directors and Key Managerial Personnel and other senior level employees is annexed with this report as **Annexure 'G'**.

### SIGNIFICANT AND MATERIAL ORDERS PASSED BY THE REGULATORS OR COURTS OR TRIBUNALS IMPACTING THE GOING CONCERN STATUS AND COMPANY'S OPERATIONS IN FUTURE.

There are no significant material orders passed by the Regulators / Courts which would impact the going concern status of the Company and its future operations.

### DIRECTORS' RESPONSIBILITY STATEMENT:

Pursuant to clause (c) of sub-section 3 of Section 134 of the Companies Act, 2013, the Board of Directors of the Company hereby state and confirm that: -

- i) in the preparation of the Annual Accounts, the applicable Accounting Standards had been followed along with proper explanation relating to material departures;
- ii) the Directors had selected such accounting policies and applied them consistently and made judgments and estimates that are reasonable and prudent so as to give a true and fair view of the state of affairs of the Company at the end of the financial year and of the profit or loss of the Company for that period;
- iii) the Directors had taken proper and sufficient care for the maintenance of adequate accounting records in accordance

with the provisions of this Act for safeguarding the assets of the Company and for preventing and detecting fraud and other irregularities;

- iv) the Directors had prepared the Annual Accounts of the Company on a going concern basis.
- v) The directors had laid down internal financial controls to be followed by the Company and that such internal financial controls are adequate and were operating effectively.
- vi) The directors had devised proper systems to ensure compliance with the provisions of all applicable laws and that such systems were adequate and operating effectively.

### ACKNOWLEDGEMENT:

Your Directors express their sincere gratitude towards the Bankers, other Government Agencies and esteemed customers for their continued patronage and support during the year.

Your Directors also place on record their appreciation for the committed contribution of all the officers, staff and workmen for the consistent growth of your Company.

Your Directors also take this opportunity to place on record their gratitude to the Members for their confidence with the Company.

For and on behalf of the Board of Directors  
**Kanpur Plastipack Limited**

Place: Kanpur  
Date: 3<sup>rd</sup> August, 2022

**(Manoj Agarwal)**  
Chairman Cum Managing Director

**(Shashank Agarwal)**  
Deputy Managing Director

## ANNEXURE- 'A' TO THE DIRECTORS' REPORT

# Report on Corporate Governance

## 1. COMPANY'S PHILOSOPHY ON CORPORATE GOVERNANCE:

Good corporate governance practices stem from the culture and mindset of the organization. The Company is committed to maintain the highest standards of Corporate Governance and adhere to the Corporate Governance requirements set out by the Securities and Exchange Board of India (SEBI). Your Company believes that transparency, accountability, fair dealing and ethical practices lead to conduct of business in efficient and effective manner. This, in turn, creates wealth for all stakeholders on one hand and

safeguards their interest on the other. Your Company has adopted paperless board meetings to enhance transparency and governance in the Board Processes.

## 2. BOARD OF DIRECTORS:

As on 31<sup>st</sup> March, 2022, the Board of Kanpur Plastipack Limited consists of three Whole Time Directors and Six Non-Executive Directors, five of whom are Independent Directors, including one Non-Independent Woman Director. The composition of the Board and other relevant details relating to Directors are as under:

Name of the Director	Category	No of Equity Shares Held	No. of Board Meetings Attended	Whether attended last AGM	No. of Other Directorship	No. of Other Committees Chairmanship	No. of Other Committees Membership
Shri Manoj Agarwal	Promoter-Executive	2036784	5	Yes	3	-	-
Shri Shashank Agarwal	Promoter-Executive	1635846	6	Yes	6	-	-
Smt. Usha Agarwal	Promoter - Non-Executive	3014799	5	Yes	2	-	-
Shri Sunil Mehta	Executive	NIL	6	Yes	1	-	-
Shri Prem Singh Khamesra	Non-Executive & Independent	NIL	5	Yes	5	-	-
Shri Subodh Kumar	Non-Executive & Independent	NIL	6	Yes	-	-	-
Dr. Ram Gopal Bagla	Non-Executive & Independent	NIL	6	Yes	1	-	-
Shri Akshay Kumar Gupta	Non-Executive & Independent	NIL	5	Yes	-	-	-
Shri Dharam Bir Prasad	Non-Executive & Independent	NIL	5	Yes	-	-	-

A brief resume of the Directors, nature of their expertise in specific functional areas etc. are given in this Annual Report and is also available on the website of the Company.

### Familiarization Programmes for Board Members

The Board members are provided with necessary documents / brochures, reports and internal policies to enable them to familiarize with the Company's procedures and practices. Periodic presentations are made at the Board and Committee meetings on business and performance updates of the Company including Finance, Sales, Marketing of the

Company's business, overview of business operations of the Company and its subsidiaries, global business environment, business strategy and risks involved. Quarterly updates on relevant statutory, regulatory changes and landmark judicial pronouncements are regularly shared with the Directors of your Company. Time to time visits to various plant locations are organized for the Independent Directors to enable them to understand and get acquainted with the operations of the Company. However, due to COVID-19 pandemic such visits were not organized during the financial year 2021-22. Details of familiarization programmes for the Independent Directors are available on the website of the Company.

**Appointment / Cessation:**

Dr. Ram Gopal Bagla, Independent Director has tendered his resignation which was placed before the Board on 23<sup>rd</sup> May, 2022. The Board of Directors placed on record their gratitude and appreciation for the guidance, support and advice received from Dr. Bagla throughout his association with the Company.

Shri Shashank Agarwal is retiring by rotation at the ensuing Annual General Meeting and is eligible for re-appointment. In view of the valuable services, guidance and support received from him, your Directors recommend his re-appointment.

**Details of Board Meetings held during the year 2021-22:**

During the year, six meetings of the Board of Directors were held. The details of meeting are as under:-

S. No.	Date of Board Meeting	Strength of Board	No. of Members Present
1	24 <sup>th</sup> May, 2021	10	10
2	28 <sup>th</sup> July, 2021	9	9
3	03 <sup>rd</sup> September, 2021	9	9
4	18 <sup>th</sup> September, 2021	9	5
5	12 <sup>th</sup> November, 2021	9	8
6	10 <sup>th</sup> February, 2022	9	9

**3. AUDIT COMMITTEE:**

During FY 2021-22, the constitution of the Audit Committee comprised 4 Directors namely Dr. Ram Gopal Bagla as Chairman and Shri Akshay Kumar Gupta, Shri Dharam Bir Prasad and Shri Manoj Agarwal as members. The Committee's constitution and terms of reference are in compliance with provisions of the Companies Act, 2013 and SEBI (LODR) Regulations, 2015.

Four Audit Committee meetings were held during the year 2021-22. The details of the meetings are as under:-

S. No.	Date	Committee Strength	No. of members present
1.	24 <sup>th</sup> May, 2021	4	4
2.	28 <sup>th</sup> July, 2021	4	4
3.	12 <sup>th</sup> November, 2021	4	3
4.	10 <sup>th</sup> February, 2022	4	4

The terms of reference of the Audit Committee include review of Quarterly, Half-Yearly and Annual financial statements before submission to the Board for its approval, to review adequacy of internal control system, to apprise the Board on the impact of accounting policies, accounting standards and legislation, to hold periodical discussions with Statutory and Internal Auditors on the scope and content of the audit and to review the Company's financial and risk management policies. The members of the Committee are well versed in matters relating to finance, accounts, company law, other economic legislation and general management practices.

**4. NOMINATION AND REMUNERATION COMMITTEE:**

During FY 2021-22, the constitution of the Audit Committee comprised four Non-Executive Directors. The constitution of the committee is Shri Prem Singh Khamesra as Chairman, Shri Subodh Kumar, Shri Dharam Bir Prasad and Shri Akshay Kumar Gupta as members. The Committee's constitution and terms of reference are in compliance with provisions of the Companies Act, 2013 and SEBI (LODR) Regulations, 2015.

The Committee, *interalia*, looks into the matters, in accordance with the remuneration policy of the Company, to identify persons who are qualified to become Directors and who may be appointed in senior management and to recommend to the Board their appointment and/ or removal, to carry out evaluation of every Director's performance, to formulate the criteria for determining qualifications, positive attributes and independence of a Director, and matters relating to the remuneration for the Directors and Key Managerial Personnel. Two Nomination and Remuneration Committee meetings were held during the year 2021-22. The details of the meetings are as under:-

S. No.	Date	Committee Strength	No. of members present
1.	24 <sup>th</sup> May, 2021	4	4
2.	27 <sup>th</sup> July, 2021	4	4

During the year the Company has paid ₹ 1.00 Lacs to each Independent Director as annual honorarium which was approved by the Shareholders of the Company in the 50<sup>th</sup> AGM. The Company pays Sitting fee for attending meetings of the Board of Directors @ ₹20,000/- each and ₹2,500/- for attending each meeting of sub committees besides

reimbursement of expenses of traveling etc. The Company has no other pecuniary relationship or transaction with its non-executive Directors except as shareholders. The details of the remuneration given to the individual directors are given below:

(₹ in Lacs)

Name of Director	Remuneration	Perquisites	Commission/ performance Incentive	Sitting Fee	Stock Option	Others	Total
*Mahesh Swarup Agarwal	-	-	-	0.23	-	28.00	28.23
Manoj Agarwal	89.39	-	90.85	-	-	-	180.24
Shashank Agarwal	69.10	-	90.85	-	-	-	159.95
Sunil Mehta	46.45	-	10.00	-	-	-	56.45
Usha Agarwal	-	-	-	1.20	-	-	1.20
Prem Singh Khamesra	-	-	-	1.23	-	1	2.23
Ram Gopal Bagla	-	-	-	1.50	-	1	2.50
Subodh Kumar	-	-	-	1.43	-	1	2.43
Akshay Kumar Gupta	-	-	-	1.18	-	1	2.18
Dharam Bir Prasad	-	-	-	1.13	-	1	2.13

\*Shri Mahesh Swarup Agarwal relinquished his office of director w.e.f. 24/05/2021.

## 5. STAKEHOLDERS' RELATIONSHIP COMMITTEE:

As on 31<sup>st</sup> March, 2022 Stakeholders Relationship Committee Consisted of 4 members. Dr. Ram Gopal Bagla, Chairman, Shri Manoj Agarwal, Shri Prem Singh Khamesra and Smt. Usha Agarwal are the members. Shri Ankur Srivastava, Company Secretary of the Company is the Compliance Officer.

The Committee's constitution and terms of reference are in compliance with provisions of the Companies Act, 2013 and SEBI (LODR) Regulations, 2015. During the year four Committee Meetings were held. Details of the meetings are as are as under:

S. No.	Date	Committee Strength	No. of members present
1.	24 <sup>th</sup> May, 2021	5	5
2.	28 <sup>th</sup> July, 2021	4	4
3.	12 <sup>th</sup> November, 2021	4	4
4.	09 <sup>th</sup> February, 2022	4	4

The Committee look after the matters relating to transfer, transmission / transposition of shares, demat of shares, issue of duplicate share certificates, redressal of shareholders / investors grievances and complaints regarding non-receipt of dividends, Annual Reports, etc. Except from routine shareholder service related matters, during the year, no investor grievances were received by the Company.

## 6. CORPORATE SOCIAL RESPONSIBILITY COMMITTEE

As on 31<sup>st</sup> of March, 2022, the constitution of the CSR Committee was : Shri Prem Singh Khamesra as Chairman and

Shri Shashank Agarwal, Shri Subodh Kumar and Smt. Usha Agarwal as members. The Committee met 4 times during the year 2021-22 the details of which are given below:

S. No.	Date	Committee Strength	No. of members present
1.	24 <sup>th</sup> May, 2021	4	4
2.	28 <sup>th</sup> July, 2021	4	4
3.	12 <sup>th</sup> November, 2021	4	4
4.	09 <sup>th</sup> February, 2022	4	4

The Committee's constitution and terms of reference are in compliance with provisions of the Companies Act, 2013. The committee shall inter-alia look into the matters of formulating and recommending to the Board, a CSR Policy which shall indicate the activities to be undertaken by the Company as specified under Schedule VII of the Act, recommend the amount of expenditure to be incurred on the activities referred to in CSR activities and to monitor the CSR Policy of the Company from time to time, etc.

## 7. GENERAL BODY MEETING:

### Annual General Meeting:

The Annual General Meeting of the Company during last three years were held at the registered office of the Company at D-19-20, Panki Industrial Area, Site - I, Kanpur – 208 022. The date and time of the AGM held during last three years and the Special Resolution(s), if any, passed there at are as follows:



**2020-21**

**Date and Time** : 3<sup>rd</sup> September, 2021 at 12:00 Noon

- Special Resolution(s)** :
1. Issue of bonus share in the proportion of 1(One) Bonus share for every existing 2(Two) fully paid up equity shares of ₹ 10/- each (Ratio 1:2)
  2. Adoption of New Set of Article of Associations
  3. Re-appointment of Shri Shashank Agarwal as Deputy Managing Director
  4. Change in the terms of appointment of Shri Sunil Mehta, Executive Director
  5. Grant of Honorarium to retiring Chairman Emeritus of the Company Shri Mahesh Swarup Agarwal
  6. Change in the terms of appointment of Shri Manoj Agarwal, Chairman Cum Managing Director
  7. Grant of annual Honorarium to all Independent Directors of the Company
  8. Approve and ratify the re-appointment of Shri Akshay Kumar Gupta, Non Executive Independent Director

**2019-20**

**Date and Time** : 3<sup>rd</sup> September, 2020 at 12:00 Noon

- Special Resolution(s)** : 1. Reappointment of Shri Manoj Agarwal as Managing Director

**2018-19**

**Date and Time** : 12<sup>th</sup> September, 2019 at 12:00 Noon

- Special Resolution(s)** :
1. Reappointment of Shri Sunil Mehta as Executive Director
  2. Increase the limits of borrowing and mortgage under section 180(1)(a) and Section (180)(1)(c)

**Extraordinary General Meeting:**

During last 3 years 1 EGM was held at the registered office of the Company at D-19-20, Panki Industrial Area, Site I, Kanpur – 208 022. The date and time of the EGM held during last three years and the Special Resolution(s), if any, passed there at are as follows:

**2019-20**

**Date and Time** : 18<sup>th</sup> April, 2019 at 1:00 PM

**Special Resolution(s)** :

1. Approval of continuation of directorship of Shri Mahesh Swarup Agarwal, Chairman Emeritus.
2. Approval of continuation of directorship of Dr. Ram Gopal Bagla and reappointment as Independent Director for a further period of 5 years w.e.f. 01/04/2020.
3. Approval and ratification of the re-appointment of Shri Prem Singh Khamesra, Independent Director for a further period of 5 years w.e.f. 01/04/2019.
4. Approval and ratification of the re-appointment of Shri Subodh Kumar, Independent Director for a further period of 5 years w.e.f. 01/04/2019.
5. Approval for re-issue / cancel/ dispose off the forfeited shares.

**Postal Ballot:**

During last 3 years no Postal Ballot was conducted. However, in the current year 2021-22 a postal ballot was conducted. The Resolution(s) passed there at are as follows:

**2021-22**

**Date** : 17<sup>th</sup> March, 2022

- Resolution(s)** : 1. Reclassification of certain individuals from Promoters Group category to Public Category

**8. DISCLOSURES:**

- a) All transactions entered into with Related Parties as defined under the Companies Act, 2013 and Regulation 23 of Listing Regulations during the financial year were in the ordinary course of business and on an arm's length basis. Omnibus approval from the Audit Committee was obtained on annual basis for transactions which are of repetitive nature. There was no materially significant related party transaction i.e. transaction of material nature with its promoters, directors or management, their subsidiaries or relatives, etc. that may have potential conflict with the interests of the Company at large. Attention of members is drawn to the disclosure of transactions with the related parties set out in Notes on Accounts forming part of the Annual Report. The policy to deal with the related party transactions is uploaded on the company's website. The weblink of the same is <http://www.kanplas.com/en/policies>.
- b) During the year 2021-22:-
- a) No person has been denied access to the Audit Committee to report concerns about unethical behaviour, actual or suspected fraud or violation of the Company's code of conduct or ethics as per the "Vigil Mechanism (Whistle Blower Policy)" of the Company;
- b) The Company has complied with all the mandatory requirements and most of the discretionary requirements specified in Part E of Schedule II of the SEBI (LODR) Regulations, 2015; and
- c) No penalties or strictures have been imposed on the Company by Stock Exchanges or SEBI or by any statutory authority on any matter related to capital markets during last three years.
- d) The Company has complied with the Corporate Governance requirements as specified in Regulations

17 to 27 and clauses (b) to (i) of sub-regulation (2) of Regulation 46 of the SEBI (Listing Obligation and Disclosure Requirements) Regulations, 2015.

- e) Shri Manoj Agarwal, Smt. Usha Agarwal and Shri Shashank Agarwal are relatives. There is no pecuniary or other relationship among any other Directors of the Company. Independent Directors are not related themselves, with the Company or any of its Directors.
- f) The details of familiarization programmes imparted to the Independent Directors have been disclosed at the website of the Company the weblink of the same is <https://www.kanplas.com/images/Details-of-Familiarization-programme-imparted.xlsx>
- g) Performance evaluation of Independent Directors is conducted by the entire board based on the basis of their experience, knowledge, competency, attendance, commitment, integrity and Independence.

**9. MEANS OF COMMUNICATION:**

The quarterly and Annual Results of the Company are sent to the Stock Exchanges, where the Company's shares are listed, immediately after they are approved by the Board. These are also published in regional language (Hindi) newspaper and in National English Daily as per the SEBI (LODR) Regulations. Quarterly and Annual Results and the Annual Report and other information are also available on the website of the Company i.e. [www.kanplas.com](http://www.kanplas.com). In compliance with the directives of Ministry of Corporate Affairs and Securities and Exchange Board of India, the Annual Report 2021-22, the Notice of the 51<sup>st</sup> AGM, and instructions for e-voting are being sent through electronic mode to those members whose email addresses are registered with the Company / depository participant(s).

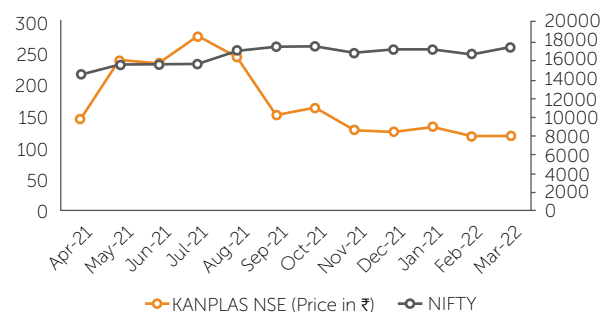
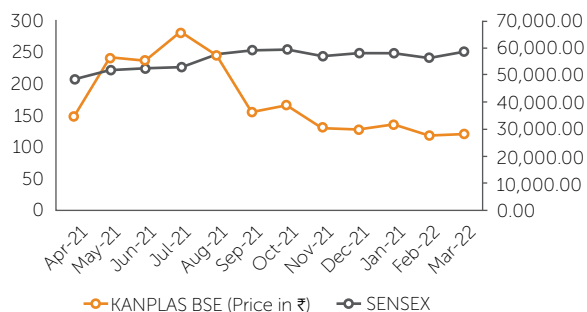
**10. GENERAL SHAREHOLDER INFORMATION:**

(i) Annual General Meeting	Date	:	2 <sup>nd</sup> September, 2022
	Time	:	12:00 Noon
	Venue	:	D-19-20, Panki Industrial Area, Kanpur 208 022.
(ii) Financial Year	:		1 <sup>st</sup> April, 2021 to 31 <sup>st</sup> March, 2022
(iii) Date of Book Closure	:		27 <sup>th</sup> August, 2022 to 2 <sup>nd</sup> September, 2022 (both days inclusive)
(iv) Dividend payment date, if declared	:		10 <sup>th</sup> September, 2022
(v) Listing on Stock Exchanges	:		Bombay Stock Exchange National Stock Exchange (The Company is up-to-date on the payment of Annual Listing fees)
(vi) Stock Code	:		507779 (BSE), KANPRPLA(NSE)

## (vii) Market Price Data At BSE &amp; NSE :

Month	Bombay Stock Exchange		National Stock Exchange	
	High (₹)	Low (₹)	High (₹)	Low (₹)
Apr-21	151.00	128.00	151.80	130.45
May-21	274.90	146.65	275.50	145.20
Jun-21	251.50	211.25	247.00	211.05
Jul-21	308.00	229.05	307.00	227.05
Aug-21	297.65	211.00	298.00	211.25
Sep-21	270.00	153.45	268.95	153.00
Oct-21	181.95	150.00	181.80	151.00
Nov-21	188.95	127.05	189.80	129.00
Dec-21	141.25	121.85	140.50	120.00
Jan-22	144.00	126.00	144.50	125.50
Feb-22	143.50	106.95	143.00	107.10
Mar-22	142.40	110.00	143.00	109.00

## (viii) Comparison of Company's stock performance with BSE- SENSEX &amp; NIFTY:

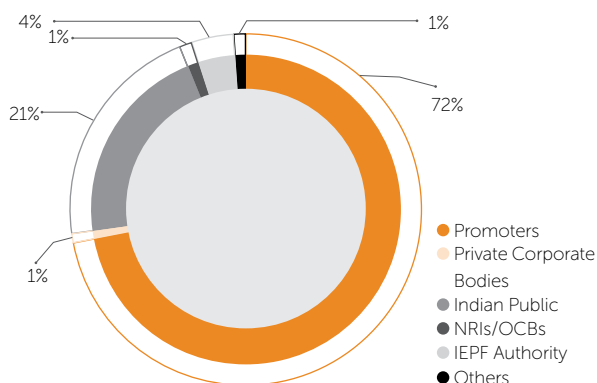


## (ix) Registrar and Share Transfer Agent (RTA) :

Skyline Financial Services Pvt. Ltd.  
D-153/A, 1<sup>st</sup> Floor, Okhla Industrial Area, Phase-I,  
New Delhi- 110 020

## (x) Share Transfer System: -

The shares received for transmission/transposition in physical form are processed by RTA and the Share Certificates are returned after authorization by the Company, within a period of 15 days from the date of receipt, subject to the documents being valid & complete in all respects. Any transferee who wishes to get the shares dematerialized may approach any of the Depository Participants (DP) along with a duly filled Demat Request Form.

(xi) Shareholding Pattern as on 31<sup>st</sup> March, 2022:

Category	No. of shares held	% of Share holding
Promoters	15537252	72.38
Private Corporate Bodies	83603	0.39
FII's	-	-
Indian Public	4533179	21.12
NRIs/OCBs	186524	0.87
IEPF Authority	910562	4.24
Others	215638	1.00
<b>TOTAL</b>	<b>21466758</b>	<b>100%</b>

**(xii) Distribution of Shareholding as on 31<sup>st</sup> March 2022:**

No of Shares	No. of Shareholders	Percentage	No. of Shares	Percentage
Up To 5,000	9599	86.77	1343641	6.26
5,001 To 10,000	802	7.25	577270	2.69
10,001 To 20,000	343	3.10	472839	2.20
20,001 To 30,000	115	1.04	283689	1.32
30,001 To 40,000	42	0.38	148813	0.69
40,001 To 50,000	26	0.24	116113	0.54
50,001 To 1,00,000	69	0.62	490978	2.29
1,00,000 and Above	67	0.61	18033415	84.01
<b>Total</b>	<b>11063</b>	<b>100.00</b>	<b>21466758</b>	<b>100.00</b>

**(xiii) Dematerialization of shares: -**

The Company's shares are under demat mode as well. The ISIN of the Company is INE694E01014. As on 31<sup>st</sup> March, 2022, 97.58% equity shares of the Company are in dematerialized mode.

**(xiv) Outstanding GDR / ADR / Warrants or any convertible instruments, conversion date and impact on equity:-** :Not Applicable**(xv) Commodity price risk or foreign exchange risk and hedging activities:**

To control and minimize all those risk, the Company has formulated adequate system according to which each risk is effectively evaluated and ensured that these risks are known and addressed through a pragmatic and effective risk management process by the Management.

**(xvi) Address for Investor Correspondence: -**

- For shares held in Physical Form : Kanpur Plastipack Ltd.  
& for any query on the Annual Report & Dividend D-19-20, Panki Industrial Area, Site-I Kanpur-208 022
- For Shares in Demat Form: Skyline Financial Services Pvt. Ltd.  
D-153/A, 1<sup>st</sup> Floor,  
Okhla Industrial Area, Phase-I  
New Delhi- 110 020

**(xvii) Plant and Location:**

- Registered Office : D-19-20, Panki Industrial Area, Site-I Kanpur – 208 022
- Manufacturing Units
  - 1- D-19-20, Panki Industrial Area, Site-I Kanpur - 208 022.
  - 2- A-1, A-2, Udyog Kunj, Site V, Kanpur - 208 022.
  - 3- Gajner Road, Village Shyampur, Fatehpur Roshnai, Kanpur Dehat-209121

The Company has also created a dedicated email id (secretary@kanplas.com) exclusively for the purpose of registering and redressal of the services / complaints of investors and this is prominently displayed on the Company's website i.e. [www.kanplas.com](http://www.kanplas.com)

**(xviii) Credit Rating: -** Details disclosed in Directors Report.

## DECLARATION

I, Manoj Agarwal, Chairman Cum Managing Director of Kanpur Plastipack Limited, hereby declare that, pursuant to Regulation 17(5) of the SEBI (LODR) Regulations, 2015, all members of the Board and Senior Management personnel have affirmed their compliance with the Code of Conduct for the year ended 31<sup>st</sup> March, 2022.

It is also confirmed that, in the opinion of the board, the Independent Directors fulfill the conditions specified in the SEBI (LODR) Regulations, 2015 and are Independent of the management.

For and on Behalf of the Board of Directors

Place: KANPUR  
Date: 3<sup>rd</sup> August, 2022

(**MANOJ AGARWAL**)  
CHAIRMAN CUM MANAGING DIRECTOR

# Certificate on Corporate Governance

To,  
The Members,  
**Kanpur Plastipack Limited**  
D 19-20, Panki Industrial Area,  
Kanpur, Uttar Pradesh – 208022

We have examined the compliance of conditions of Corporate Governance by **Kanpur Plastipack Limited** ("the Company"), for the financial year ended on March 31, 2022 as per Regulations 17 to 27 and Clauses (b) to (i) of Regulation 46(2) and Para C, D and E of Schedule V of the Securities and Exchange Board of India (Listing Obligations and Disclosure Requirements) Regulations, 2015, as amended from time to time ("SEBI Listing Regulations").

## MANAGEMENT'S RESPONSIBILITY

The compliance of conditions of Corporate Governance is the responsibility of the Management. The Management's responsibility includes the implementation of the Rules and Regulations and maintenance of the internal controls and procedures to comply with the conditions of the Corporate Governance stipulated in the SEBI Listing Regulations.

## OUR RESPONSIBILITY

Our responsibility is limited to examining the procedure and implementation thereof, adopted by the Company for ensuring compliance with the conditions of Corporate Governance. It is neither an audit nor an expression of opinion on the financial statements of the Company.

In our opinion, and to the best of our information and explanations given to us and representation made by the Directors and the Management, we certify that the Company has complied with all the conditions of Corporate Governance as stipulated in Regulation 17 to 27 and Clauses (b) to (i) of Regulation 46(2) and Para C, D and E of Schedule V of the SEBI Listing Regulations, as applicable, during the financial year ended on March 31, 2022.

We further state that such compliance is neither an assurance as to the future viability of the Company nor the efficiency or effectiveness with which the Management has conducted the affairs of the Company.

## RESTRICTIONS ON USE

This certificate is issued solely for the purpose of complying with the aforesaid Regulations and may not be suitable for any other purpose.

**For ADESH TANDON & ASSOCIATES**  
Company Secretaries

Peer Reviewed Unit: 741/2020.  
UDIN:F002253D000700491  
Place: Kanpur  
Date: August 03, 2022

**(Adesh Tandon)**  
Proprietor  
FCS No. 2253  
C.P. No. 1121

# Certificate of Non-Disqualification of Directors

[Pursuant to Regulation 34(3) and Clause (10)(i) of Para C of Schedule V of the Securities Exchange Board of India (Listing Obligations and Disclosure Requirements) Regulations, 2015, as amended]

To,  
The Members,  
**Kanpur Plastipack Limited**  
D 19-20, Panki Industrial Area,  
Kanpur, Uttar Pradesh - 208022

We have examined the relevant registers, records and disclosures received from the Directors of **Kanpur Plastipack Limited** (hereinafter referred to as "the Company") having CIN:L25209UP1971PLC003444 and having its registered office at D 19-20, Panki Industrial Area, Kanpur, Uttar Pradesh - 208022, produced before us by the Company for the purpose of issuing this Certificate, in accordance with Regulation 34(3) read with Clause (10)(i) of Para C of Schedule V of the Securities Exchange Board of India (Listing Obligations and Disclosure Requirements) Regulations, 2015 ("SEBI Listing Regulations").

Our opinion and to the best of our information and according to the verifications [including Directors Identification Number (DIN) status at the portal [www.mca.gov.in](http://www.mca.gov.in)] as considered necessary and explanations furnished to us by the Company & its Officers, We hereby certify that none of the Directors on the Board of the Company as stated below for the Financial Year ended on March 31, 2022 have been debarred or disqualified from being appointed or continuing as Directors of Company by the Securities and Exchange Board of India, Ministry of Corporate Affairs or any such other Statutory Authority.

S. No.	Name of Director	DIN	Latest Date of Appointment/Re-appointment at current designation
1.	MANOJ AGARWAL	00474146	01/06/2021
2.	SHASHANK AGARWAL	02790029	01/09/2021
3.	SUNIL MEHTA	03422673	01/09/2019
4.	USHA AGARWAL	00997099	10/09/2014
5.	AKSHAY KUMAR GUPTA	00004908	01/04/2021
6.	PREM SINGH KHAMESRA	00049162	01/04/2019
7.	RAM GOPAL BAGLA*	00135348	01/04/2020
8.	SUBODH KUMAR	06933864	01/04/2019
9.	DHARAM BIR PRASAD	08453624	27/05/2019

Ensuring the eligibility for the appointment/continuity of every Director on the Board is the responsibility of the Management of the Company. Our responsibility is to express an opinion on these based on our verification. This Certificate is neither an assurance as to the future viability of the Company nor of the efficiency or effectiveness with which the Management has conducted the affairs of the Company.

Note\*: Mr. Ram Gopal Bagla, Independent Director of the Company has resigned from the Board of the Company after the closure of the financial year 2021-22, before signing of this report.

**For ADESH TANDON & ASSOCIATES**  
Company Secretaries

Peer Reviewed Unit: 741/2020.  
UDIN:F002253D000700522  
Place: Kanpur  
Date: August 03, 2022

**(Adesh Tandon)**  
Proprietor  
FCS No. 2253  
C.P. No. 1121

**ANNEXURE- 'B' TO THE DIRECTORS' REPORT****PARTICULARS REQUIRED UNDER SECTION 134(3)(m) OF THE COMPANIES ACT, 2013 READ WITH RULE 8(3) OF THE COMPANIES (ACCOUNTS) RULES, 2014****A. CONSERVATION OF ENERGY:****I. STEPS TAKEN OR IMPACT ON CONSERVATION OF ENERGY:**

- a) Successfully replaced all AC motors of stitching machines by Servo Motors which has resulted in higher productivity and reduction in power consumption.
- b) Installed Solenoid Valve on all looms to reduce the consumption of compressed air.

**II. STEPS TAKEN BY THE COMPANY FOR UTILIZING ALTERNATE SOURCES OF ENERGY:**

- a) The procurement of solar power under Group Captive Mode at Unit-1 and Unit-3 has completed during the year and we have availed 84.29 Lacs units of Solar Power through open access and saved 5900 MT of carbon emission.
- b) At Unit-3, a new roof top solar power system of Capacity 2750 KW has been recently installed. This has started producing solar power w.e.f. April, 2022 and is estimated to produce about 21 Lacs units of solar power every year leading to saving of 1470 MT of Carbon emission every year from FY 2022-23.

**III. CAPITAL INVESTMENT ON ENERGY CONSERVATION EQUIPMENTS:**

During the year total Investment Capitalized under this head on purchase of Servo Motor and Solenoid Valve was approx. ₹ 6 Lakhs.

**B. TECHNOLOGY ABSORPTION:****I. EFFORTS MADE TOWARDS TECHNOLOGY ABSORPTION:**

The Management regularly keeps a watch on the latest technological developments in the field of operations of the Company and whenever there are changes which in the opinion of management are beneficial, your Company absorbs the same.

- a) During the year to make your company a smart factory, company has moved towards adopting the new world of Artificial Intelligence Systems and has embedded this new wonderful technology in its manufacturing process.
- b) We have replaced standard Creel of Rafia Warping machine by Jumbo Creel to improve the efficiency of beam making process in Sulzer Loom thus increasing the productivity of Sulzer Fabric.
- c) We have installed 'Production Monitoring System' on all Circular Looms, Sulzer Looms, TFOs, Lamination Plants and Warping Machines.

**II. BENEFITS DERIVED LIKE PRODUCT IMPROVEMENT, COST REDUCTION, PRODUCT DEVELOPMENT OR IMPORT SUBSTITUTION:**

- a) Once these systems are implemented in the factory, productivity & efficiency will improve.
- b) Production of Sulzer Fabric has increased without addition of manpower.
- c) Better monitoring of all machines and machine operators and to improve their productivity.

**III. IN CASE OF IMPORTED TECHNOLOGY IMPORTED DURING THE LAST THREE YEARS RECKONED FROM THE BEGINNING OF THE FINANCIAL YEAR:**

details of technology imported	year of import	whether the technology been fully absorbed	if not fully absorbed, areas where absorption has not taken place, and the reasons thereof
--	--	--	--

**IV. THE EXPENDITURE INCURRED ON RESEARCH AND DEVELOPMENT: NIL****C. FOREIGN EXCHANGE EARNINGS AND OUTGO:**

During the year under review, the Company has earned and spent Foreign Exchange as detailed below:

	(In lacs)
(i) Earning on FOB value basis	41,476.97
(ii) Total Expenditure in Foreign Currency:	
(a) Expenditure on Import of Raw Materials, Plant and Machinery and Spare parts and others	5,084.55
(b) Expenditure on Export promotion tour	14.40
(c) Expenditure on other than above	162.55

**ANNEXURE- 'C' TO THE DIRECTORS' REPORT**

The information as required under Section 197(12) of the Companies Act, 2013 read with the Rule 5(1) & Rule 5(2) of the Companies (Appointment and Remuneration of Managerial Personnel) Rules, 2014:

**1. Disclosure pursuant to Section 197(12) of the Companies Act, 2013 read with Rule 5(1) of Companies (Appointment and Remuneration of Managerial Personnel) Rules, 2014:**

**Remuneration paid to Directors and Key Managerial Personnel:**

(₹ in Lacs)

S. No.	Name	Title/Category	Remuneration in Fiscal 2022	Remuneration in Fiscal 2021	Increase in remuneration	% increase remuneration	Ratio of remuneration to the MRE
1	Manoj Agarwal	Chairman Cum Managing Director -KMP	180.24	184.61	-4.37	-2.37%	139.72
2	Shashank Agarwal	Deputy Managing Director	159.95	167.49	-7.54	-4.50%	123.99
3	Sunil Mehta	Executive Director	56.45	49.30	7.15	14.50%	43.76
4	Usha Agarwal	Non Executive Director	-	-	0	-	0.00
5	Prem Singh Khamesra	Independent Director	1	-	1	*100.00%	0.78
6	Akshay Kumar Gupta	Independent Director	1	-	1	*100.00%	0.78
7	Subodh Kumar	Independent Director	1	-	1	*100.00%	0.78
8	Ram Gopal Bagla	Independent Director	1	-	1	*100.00%	0.78
9	Dharam Bir Prasad	Independent Director	1	-	1	*100.00%	0.78
10	Ankur Srivastava	Company Secretary -KMP	16.04	14.37	1.67	11.62%	12.43
11	Vishal Jain	CFO-KMP	34.36	32.00	2.36	7.38%	26.64

\*W.e.f. the FY 2020-21 the Company has started giving honorarium to the Independent Directors Annually, which was paid in FY 2021-22.

**Key parameters for any variable component of remuneration availed by the Directors:** Commission as a fixed percentage of net profit is paid to Chairman cum Managing Director and Deputy Managing Director. Fixed performance incentive is paid to Executive Director. Also, fixed annual honorarium is being paid to all Independent Directors of the Company.

There is no employee of the Company who has received remuneration in excess to the highest paid Director of the Company.

**Comparison of Remuneration to Employees**

(₹ in Lacs)

Particulars	As on 31.03.2022	As on 31.03.2021	Increase / Decrease	Average Increase / Decrease	Median Remuneration of Employee (MRE)		Increase / Decrease in MRE	% Increase / Decrease in MRE
					As on 31.03.2022	As on 31.03.2021		
Number of permanent Employees on the rolls of the Company	1500	1533	-33					
Total Remuneration	4703	4078	625	0.48	1.29	1.11	0.18	16.22%

The figures of the previous year have been regrouped and recast wherever found necessary.



The number of permanent employees on the roll of the company represents the employees on roll as on 31<sup>st</sup> March of the relevant financial year, however, the median includes the remuneration of those employees also who left the company during relevant financial year.

Average increase in the remuneration of employees is ₹0.48 Lacs and percentile average increase in remuneration is 17.86%. During the year, Turnover of the Company was increased about 39% while net profit was reduced about 13.61%, the remuneration is increased due to change in policy, new recruitment and revision of salary.

The remuneration paid to the Directors, KMP and employees is in accordance with the remuneration policy of the Company.

Average percentile increase in salaries of employees other than managerial personnel during 2021-22 was 20.30% in comparison to earlier year 1.71%. In the same period there was a decrease of about 4.21% in the managerial remuneration. The increase in the total remuneration of employees is due to change in policy, new recruitment and revision of salary.

## 2. Statement pursuant to Section 197(12) of the Companies Act, 2013 read with Rule 5(2) of Companies (Appointment and Remuneration of Managerial Personnel) Rules, 2014:

Name of Employee	Designation of the Employee	Nature of Employment, whether contractual or otherwise	Qualification and experience of the employee	Date of commencement of employment	Age of Employee	Last employment held before joining the Company	% of Equity Shares held	Remuneration Received (₹ in Lacs)
Manoj Agarwal	Chairman Cum Managing Director	Contractual	Master in Management Studies	01/09/2020 Commencement of present employment for the period of 3 years.	67	NIL	9.49%	180.24
Shashank Agarwal	Deputy Managing Director	Contractual	B. Engg (Honors)	01/09/2021 Commencement of present employment for the period of 3 years.	34	NIL	7.62%	159.95

Note: Shri Manoj Agarwal, Chairman Cum Managing Director, Shri Shashank Agarwal, Deputy Managing Director and Smt Usha Agarwal, Director are related to each other

## ANNEXURE- 'D' TO THE DIRECTORS' REPORT

# Secretarial Audit Report

For the Financial Year ended March 31, 2022

[Pursuant to section 204(1) of the Companies Act, 2013 and Rule 9 of the Companies (Appointment and Remuneration of Managerial Personnel) Rules, 2014]

To,  
The Members,  
**Kanpur Plastipack Limited**  
D 19-20, Panki Industrial Area,  
Kanpur, Uttar Pradesh – 208022

We have conducted the Secretarial Audit of the compliance of applicable statutory provisions and the adherence to good corporate practices by **Kanpur Plastipack Limited** (hereinafter called as "the Company"). Secretarial Audit was conducted in a manner that provided us a reasonable basis for evaluating the corporate conducts/statutory compliances and expressing our opinion thereon.

Based on our verification of the books, papers, minute books, forms and returns filed and other records maintained by the Company and also the information provided by the Company, its officers, agents and authorized representatives during the conduct of secretarial audit, We hereby report that in our opinion, the Company has, during the audit period covering the financial year ended on March 31, 2022 ("Audit Period"), complied with the statutory provisions listed hereunder and also that the Company has proper Board-processes and compliance-mechanism in place to the extent, in the manner and subject to the reporting made hereinafter.

We have examined the books, papers, minute books, forms and returns filed and other records maintained by the Company for the financial year ended on March 31, 2022 according to the provisions of:

- (i) The Companies Act, 2013 ("the Act") and the rules made there under;
- (ii) The Securities Contracts (Regulation) Act, 1956 ("SCRA") and the rules made there under;
- (iii) The Depositories Act, 1996 and the Regulations and Bye-laws framed there under;
- (iv) Foreign Exchange Management Act, 1999 and the rules and regulations made there under to the extent of Foreign Direct Investment, Overseas Direct Investment and External Commercial Borrowings (**Not applicable to the Company during the Audit Period**);

(v) The following Regulations and Guidelines prescribed under the Securities and Exchange Board of India Act, 1992 ("SEBI Act"), as amended from time to time:

- (a) The Securities and Exchange Board of India (Substantial Acquisition of Shares and Takeovers) Regulations, 2011;
- (b) The Securities and Exchange Board of India (Prohibition of Insider Trading) Regulations, 2015;
- (c) The Securities and Exchange Board of India (Issue of Capital and Disclosure Requirements) Regulations, 2018;
- (d) The Securities and Exchange Board of India (Share Based Employee Benefits) Regulations, 2014 (**Not applicable to the Company during the Audit Period**);
- (e) The Securities and Exchange Board of India (Issue and Listing of Debt Securities) Regulations, 2008 (**Not applicable to the Company during the Audit Period**);
- (f) The Securities and Exchange Board of India (Registrars to an Issue and Share Transfer Agents) Regulations, 1993 regarding the Companies Act and dealing with the client (**Not applicable to the Company during the Audit Period**);
- (g) The Securities and Exchange Board of India (Delisting of Equity Shares) Regulations, 2009 (**Not applicable to the Company during the Audit Period**);
- (h) The Securities and Exchange Board of India (Buyback of Securities) Regulations, 1998 (**Not applicable to the Company during the Audit Period**);
- (i) The Securities and Exchange Board of India (Listing Obligations and Disclosure Requirements) Regulations, 2015 ("SEBI Listing Regulations").

We further report that, having regard to the compliance system prevailing in the Company and as certified by management and on examination of the relevant documents and records in pursuance thereof, on text check basis there are no specific laws applicable to the company.

We have also examined compliance with the applicable clauses of the following:

- I. Secretarial Standards issued by the Institute of Company Secretaries of India (as amended from time to time);
- II. The Listing Agreement as entered into by the Company with Stock Exchange(s).

During the Audit Period the Company has complied with the provisions of the Act, Rules, Regulations, Guidelines, Standards, etc.

We further report that, the Board of Directors of the Company is duly constituted with proper balance of Executive Directors, Non-Executive Directors and Independent Directors. The changes took place in the composition of the board were in compliance of the law.

Adequate notices were given to all Directors to schedule the Board Meetings, agenda and detailed notes on agenda were sent at least seven days in advance, and a system exists for seeking and obtaining further information and clarifications on the agenda items before the meeting and for meaningful participation at the meeting.

All decision at the Board Meetings and Committee Meetings have been carried out without dissent, as recorded in the minutes of the meetings of the Board or Committee of the Board, as the case may be.

We further report that, there exist systems and processes in the Company commensurate with the size and operations of the

Company to monitor and ensure compliance with applicable laws, rules, regulations and guidelines.

We further report that, during the audit period:

- (i) The Company has issued and allotted 71,54,194 equity shares of ₹ 10/- each as fully paid up bonus shares in the proportion of 1:2 i.e. one fully paid up bonus share of ₹ 10/- each for every existing two fully paid up equity shares of ₹ 10/- each. However, there were no other instances of issue of public/right/preferential issue of shares / sweat equity, debentures;
- (ii) No instances of Redemption / Buyback of securities;
- (iii) No instances of merger / amalgamation / re-construction, etc; and
- (iv) No Foreign technical collaborations.

**For ADESH TANDON & ASSOCIATES**

Company Secretaries

Peer Reviewed Unit: 741/2020

UDIN: F002253D000700456

Date: August 03, 2022

Place: Kanpur

**(Adesh Tandon)**

Proprietor

FCS No. 2253

C.P. No. 1121

**Note:** This Report is to be read with our letter of even date which is annexed as **Annexure-A** and forms an integral part of this report.

**'Annexure A'**

To,  
The Members  
**Kanpur Plastipack Limited**

Our report of even date is to be read along with this letter:

1. Maintenance of secretarial record is the responsibility of the management of the Company. Our responsibility is to express an opinion on these secretarial records based on our audit.
2. We have followed the audit practices and process as were appropriate to obtain reasonable assurance about the correctness of the contents of the secretarial records. The verification was done on test basis to ensure that correct facts are reflected in secretarial records. We believe that the process and practices, we followed provide a reasonable basis for our opinion.
3. We have not verified the correctness and appropriateness of financial records and Books of Accounts of the Company.
4. Wherever required, we have obtained the Management Representation about the Compliance of laws, rules and regulations and happening of events etc.
5. The Compliance of the provisions of Corporate and other applicable laws, rules, regulations, standards is the responsibility of management. Our examination was limited to the verification of procedure on test basis.
6. The Secretarial Audit report is neither an assurance as to the future viability of the Company nor of the efficacy or effectiveness with which the management has conducted the affairs of the Company.

**For ADESH TANDON & ASSOCIATES**

Company Secretaries

**(ADESH TANDON)**

Proprietor

FCS No. 2253

C. P. No. 1121

Date: August 03, 2022

Place: Kanpur

## ANNEXURE- 'E' TO THE DIRECTORS' REPORT

# Corporate Social Responsibility (CSR) Policy

Corporate Social Responsibility is strongly connected with the principles of Sustainability. An organization should make decisions based not only on financial factors, but also on the social and environmental consequences thereof. Therefore, it is the core corporate responsibility of KPL to practice its corporate values through its commitment to grow in a socially and environmentally responsible way, while meeting its financial interests and the aspirations of its stakeholders.

KPL recognizes that its business activities have wide impact on the societies in which it operates, and therefore an effective CSR practice is required giving due consideration to the interests of its stakeholders including shareholders, customers, employees, suppliers, business partners, local communities and other organizations. The Company's endeavors to make CSR a key business process for sustainable development. KPL is responsible to continuously enhance shareholders wealth. It is also committed to its other stakeholders to conduct its business in an accountable manner that creates a sustained positive impact on society. Our company is committed towards aligning with nature and has adopted, as far as possible, eco-friendly practices. As a corporate entity, the Company is committed towards sustainability.

## Corporate Social Responsibility:

Corporate Social Responsibility means and includes but not limited to the projects or programs relating to activities specified in Schedule VII of the Act in pursuance of recommendation of the CSR Committee of the Board as per declared CSR Policy of the Company subject to the condition that such policy will cover subjects enumerated under Schedule VII of the Act.

## Guiding Principles:

To attain its CSR objectives in a professional and integrated manner, the company shall:

- Undertake proactive engagement with stakeholders to actively contribute to the socio-economic development of the periphery/community in which it operates.
- Create a positive footprint within the society by creating inclusive and enabling infrastructure/environment for livable communities.

- Ensure environmental sustainability by adopting best ecological practices and encouraging conservation/ judicious use of natural resources.
- Work towards mainstreaming the marginalized segments of the society by striving towards providing equal opportunities and making meaningful difference in their lives.
- Focus on educating the girl child and the underprivileged by providing appropriate infrastructure, and groom them as future value creators.
- Assist in skill development by providing direction and technical expertise to the vulnerable thereby empowering them towards a dignified life.
- Emphasize on providing basic nutrition/health care facilities with special focus on establishing health centers for the mother and child as well as the elderly.
- Facilitate water conservation by reducing water consumption at the plants and taking up rain water harvesting projects.
- Work towards generating awareness for creating public infrastructure that is barrier free, inclusive and enabling for all including the elderly and the disabled.
- Create positive awareness towards the need to adopt measures that lead towards reducing carbon footprints, dependence on fossil fuels and promote alternate energy approaches.
- At the time of national crisis, as a company it is imperative for us to respond to emergency situations & disasters by providing timely help to affected victims and their families.

## CSR Policy:

In order to achieve the above principles, and as per section 135 read with schedule VII of the Companies Act, 2013, KPL shall undertake the Corporate Social Responsibility (CSR) Activities particularly in the following sphere and expenditure towards one or more of the below mentioned activities, on continuous basis, shall be the "Kanpur Plastipack Limited Corporate Social Responsibility Policy":

- (i) eradicating hunger, poverty and malnutrition, promoting preventive health care and sanitation and making available safe drinking water;

- (ii) Promoting education, including special education and employment enhancing vocation skills especially among children, women, elderly, and the differently abled and livelihood enhancement projects;
- (iii) Promoting gender equality, empowering women, setting up homes and hostels for women and orphans; setting up oldage homes, day care centres and such other facilities for senior citizens and measures for reducing inequalities faced by socially and economically backward groups;
- (iv) ensuring environmental sustainability, ecological balance, protection of flora and fauna, animal welfare, agroforestry, conservation of natural resources and maintaining quality of soil, air and water;
- (v) Protection of National Heritage, art and culture including restoration of buildings and sites of historical importance and works of art; setting up public libraries; promotion and development of traditional arts and handicrafts;
- (vi) Measure for the benefit of armed force veterans, war widows and their dependents;
- (vii) Training to promote rural sports, nationally recognized sports, Paralympics sports and Olympics sports;
- (viii) Contribution to the prime minister's National Relief Fund or any other fund set up by the central government for socio-economic development and relief and welfare of the

Scheduled Castes, the Schedule Tribes, other backward classes, minorities and women;

- (ix) Contributions or funds provided to technology incubators located within academic institutions which are approved by the Central Government;
- (x) Rural Development projects.
- (xi) slum area development.

### **Manner of CSR Activity and its reporting**

The CSR Committee shall recommend the expenditure to be incurred on the above activities and shall from time to time monitor and report to the Board about the implementation thereof, expenditure incurred and to be incurred, amount expended, amount unspent, balance amount to be incurred and in case of any deviation from the stated policy, reasons thereof is to be reported to the Board and the Board shall report to the shareholders in its Directors Report.

Trust or bodies incorporated with charitable objects may be approached for the implementation of the CSR Activities in pursuance to the above CSR Policy. The detail reporting of the same shall be made to the CSR Committee.

An Annual Report on CSR Activities detailing the amount required to be expended, detailed CSR projects and amount expended on each CSR activity will be reported to the Stakeholders.

## ANNEXURE- 'F' TO THE DIRECTORS' REPORT

# Annual Report on Corporate Social Responsibility (CSR) Activities for the Financial Year 2021-22

[Pursuant to the provisions of section 135 read with Rule 8 of the Companies (Corporate Social Responsibility) Rules, 2014]

## 1. Brief outline on CSR Policy of the Company.

KPL recognizes that an effective CSR practice is required to give due consideration to the interests of its stakeholders. The Company's endeavors to make CSR a key business process for sustainable development. It is also committed to its other stakeholders to conduct its business in an accountable manner that creates a sustained positive impact on society. Our company is committed towards aligning with nature and has adopted, as far as possible, eco-friendly practices. As a corporate entity, the Company is committed towards sustainability. Corporate Social Responsibility means and includes the projects or programs relating to activities specified in Schedule VII of the Act in pursuance of recommendation of the CSR Committee of the Board as per declared CSR Policy of the Company subject to the condition that such policy will cover subjects enumerated under Schedule VII of the Act.

CSR Committee of the Company has decided to spend the amount of CSR interalia on promoting health care, education, conservation of natural resources etc.

## 2. Composition of the CSR Committee.

CSR Committee of the Company consists of 2 Independent Directors, 1 Non Executive Director and 1 Whole Time Director of the Company. The composition of the CSR Committee is as under:

S. No.	Name of Director	Designation / Nature of Directorship	Number of meetings of CSR Committee held during the year	Number of meetings of CSR Committee attended during the year
1	Prem Singh Khamesra	Chairman	4	4
2	Subodh Kumar	Member	4	4
3	Usha Agarwal	Member	4	4
4	Shashank Agarwal	Member	4	4

## 3. Provide the web-link where Composition of CSR committee, CSR Policy and CSR projects approved by the board are disclosed on the website of the company.

CSR policy is attached with the Directors report the same has also been uploaded on the website of the Company. Weblink of the same is given below:

<https://www.kanplas.com/en/policies>

The Composition of the CSR Committee has been disclosed on the website of the Company at below link: <https://www.kanplas.com/images/constitution-of-commiittees.pdf>

The details of the programmes which the Company is authorised to undertake are given at the below link on the website of the Company:

<https://www.kanplas.com/en/corporate-social-responsibility>

## 4. Provide the details of Impact assessment of CSR projects carried out in pursuance of sub-rule (3) of rule 8 of the Companies (Corporate Social responsibility Policy) Rules, 2014, if applicable (attach the report).

NA

**5. Details of the amount available for set off in pursuance of sub-rule (3) of rule 7 of the Companies (Corporate Social Responsibility Policy) Rules, 2014 and amount required for set off for the financial year, if any**

NIL

**6. Average net profit of the company as per section 135(5).**

₹ 2,403.55 Lacs

7. (a) Two percent of average net profit of the company as per section 135(5) ₹48.07 Lacs  
 (b) Surplus arising out of the CSR projects or programmes or activities of the previous financial years. NIL  
 (c) Amount required to be set off for the financial year, if any ₹14.72 Lacs  
 (d) Total CSR obligation for the financial year (7a+7b-7c). ₹ 35.55 Lacs
8. (a) CSR amount spent or unspent for the financial year 2021-22:

Total Amount Spent for the Financial Year. (₹ in Lacs)	Amount Unspent (in Rs.)				
	Total Amount transferred to Unspent CSR Account as per section 135(6).		Amount transferred to any fund specified under Schedule VII as per second proviso to section 135(5).		
	Amount.	Date of transfer.	Name of the Fund	Amount.	Date of transfer.
49.89	NIL	-	-	NIL	-

(b) Details of CSR amount spent against ongoing projects for the financial year 2021-22: NIL

(c) Details of CSR amount spent against other than ongoing projects for the financial year 2021-22:

(1)	(2)	(3)	(4)	(5)	(6)	(7)	(8)	
S. No.	Name of the Project	Item from the list of activities in schedule VII to the Act.	Local area (Yes / No)	1. Location of the Project (State and District)	Amount Spent for the project (₹ in Lacs)	Mode of implementation - Direct (Yes/No)	Mode of implementation - Through implementing agency	
							Name	CSR Reg. No.
1.	Promoting Health Care (Medical Clinic)	Promoting health care including preventive health care	Yes	Self Medical Clinic: Situated at Village Nauriya Kheda, Kanpur, Uttar Pradesh	13.49	Yes	-	-
2.	Health Checkup Camp		Yes	Gajner Road, Kanpur Dehat, Uttar Pradesh	0.23	Yes	-	-
3.	Health Care for Covid-19		Yes	Distribution of masks, sanitizer, PPE kits and other help to the administration and hospitals of the Kanpur city, Uttar Pradesh and nearby places	9.33 7.00	Yes No	Smt. Kulwanti Bhatia Charitable Trust Society	CSR00003868
4.	Promoting Education	Promoting Education	Yes	Comfest Jaipuria School, Cantt, Kanpur, Uttar Pradesh	0.50	Yes	-	-
5.	Training & Skill Development Programme	Promoting education and employment enhancing vocational skill among differently abled children and other society	Yes	Jyoti Bal Vikas Sanstha, a high-tech specialized school for hearing impaired children situated at Bithoor, Kanpur, Uttar Pradesh	1.50	No	Jyoti Bal Vikas Sanstha	CSR00016348



(1)	(2)	(3)	(4)	(5)	(6)	(7)	(8)	
S. No.	Name of the Project	Item from the list of activities in schedule VII to the Act.	Local area (Yes / No)	1. Location of the Project (State and District)	Amount Spent for the project (₹ in Lacs)	Mode of implementation - Direct (Yes/No)	Mode of implementation - Through implementing agency	
							Name	CSR Reg. No.
6.	Protection of flora and fauna, agro forestry	Protection of flora and fauna, agro forestry	Yes	Adoption of Park for its maintenance situated at Udyog Kunj, Panki Industrial Area, Kanpur, Uttar Pradesh.	12.14	Yes	-	-
7.	Eradicating hunger, poverty, malnutrition, financial support, distribution of shoes, clothes, blankets, tea, foods etc. to poor /needy people	Eradicating hunger, poverty, distribution of livelihood goods and malnutrition	Yes	Financial help to needy nearby factory area, Kanpur, Uttar Pradesh	5.70	Yes	-	-
<b>Total</b>					<b>49.89</b>			

<b>(d) Amount spent in Administrative Overheads</b>	NIL
<b>(e) Amount spent on Impact Assessment, if applicable</b>	NIL
<b>(f) Total amount spent for the Financial Year (8b+8c+8d+8e)</b>	₹49.89 Lacs
<b>(g) Excess amount for set off, if any</b>	

S. No.	Particular	Amount (₹ in Lacs)
(i)	Two percent of average net profit of the company as per section 135(5)	₹ 48.07 Lacs
(ii)	Set off of excess amount available, if any	₹ 14.72 Lacs
(iii)	Amount required to be spend during the Financial year 2021-22 [(i)-(ii)]	₹ 35.55 Lacs
(iv)	Total amount spent for the Financial Year	₹ 49.89 Lacs
(v)	Excess amount spent for the financial year [(ii)-(i)]	₹ 14.34 Lacs
(vi)	Surplus arising out of the CSR projects or programmes or activities of the previous financial years, if any	-
(vii)	Amount available for set off in succeeding financial years [(iii)-(iv)]	₹ 14.34 Lacs

9. (a) Details of Unspent CSR amount for the preceding three financial years: NIL

(b) Details of CSR amount spent in the financial year for ongoing projects of the preceding financial year(s): NIL

10. In case of creation or acquisition of capital asset, furnish the details relating to the asset so created or acquired through CSR spent in the financial year (asset-wise details): NA

11. Specify the reason(s), if the company has failed to spend two per cent of the average net profit as per section 135(5): NA

For Kanpur Plastipack Limited

(Manoj Agarwal)  
Chairman Cum Managing Director

(Prem Singh Khamesra)  
Chairman CSR Committee

Date: 23<sup>rd</sup> May, 2022  
Place: Kanpur

## ANNEXURE- 'G' TO THE DIRECTORS' REPORT

# Remuneration Policy

(As approved by the Board of Directors in their meeting held on 28<sup>th</sup> July, 2021)

In determining the remuneration policy, the Nomination and Remuneration Committee ensures that a competitive remuneration package for Board-level executives, KMPs and Senior Management personnel commensurate to their performance is maintained and benchmarked with the trend in the Industry.

The terms of reference, objectives and key elements of the policy produced below is in line with the provisions of Section 178(4) of the Companies Act, 2013, which requires that the policy be formulated in a manner such that it ensures that the level and composition of remuneration is reasonable and sufficient to attract, retain and motivate directors of the quality required to run the Company successfully and also that relationship of remuneration to performance is clear and meets appropriate performance benchmarks.

### BASIS OF FORMULATION

The Company while deciding the remuneration package of the senior management members takes into consideration the following items:

- a. Educational/Technical skills, knowledge of industry
- b. employment scenario
- c. remuneration package in similar industry and
- d. remuneration package of the managerial talent in other industries.

#### 1. Remuneration to the Members of the Board of Directors

##### I. Remuneration payable to Executive Directors

The Company shall pay remuneration to its executive directors either by way of a monthly payment or at a specified percentage of the net profits of the Company or partly by one way and partly by the other. The elements of the remuneration package of the Executive Director comprises of salary, perquisites & allowances comprising of Company maintained accommodation or house rent allowance, leave travel allowance and other perquisites and allowances including Company's contribution to provident fund, gratuity and leave encashment facilities in accordance with rules of the Company and as may be mutually agreed with the Director concerned.

Annual increments, if any, shall be effective 1<sup>st</sup> January each year or the date as may be fixed by the Board of Directors from time to time.

The Commission, if any, shall be payable annually after the Financial Statements have been adopted by the Shareholders.

The remuneration or any change therein is first recommended by the Nomination and Remuneration Committee and then approved by the Board of Directors and thereafter will be placed before the Shareholders for their approval.

##### II. Remuneration payable to Non-Executive and Independent Directors

The sitting fee payable to the Non Executive Directors of the Company for attending the meetings of the Board of Directors and Committees thereof shall be at the rates as may be decided by the Board of Directors from time to time and will be within the maximum limits as prescribed in the Companies Act, 2013.

The Board of Directors may also fix any remuneration or profit linked commission or performance incentives payable monthly or yearly or any other honorarium or benefit to the Independent Directors as per the procedure and within the limits as may be prescribed by the Companies Act, 2013, from time to time, and shall be subject to the confirmation from the Shareholders of the Company from time to time.

The Company shall not have any pecuniary relationship or transaction with its non-executive Directors other than payment of sitting fees, reimbursement of expenses and other remuneration, if any, payable to them.

##### III. Remuneration payable to Chairman / Chairman Emeritus

Remuneration payable to the Chairman / Chairman Emeritus as may be appointed by the Company, from time to time, shall be subject to the approval of the shareholders of the Company and will be within the limits laid down under Section 197 read with Section 198 read with Schedule V of the Companies Act, 2013

**The total managerial remuneration payable to all the Directors of the Company shall not exceed the maximum limits as prescribed under Section 197 read with Schedule V of the Companies Act, 2013, subject to the approvals as may be required from time to time.**

#### 2. Remuneration payable to other KMPs and Senior Management personnel

As may be decided by the management in accordance with the policy of the Company.

# CEO CFO CERTIFICATE

To  
The Board of Directors  
**Kanpur Plastipack Limited**

Dear Sir,

- A. We have reviewed the standalone and consolidated financial statements and the cash flow statement for the year 2021-22 and that to the best of our knowledge and belief:
- (1) these statements do not contain any materially untrue statement or omit any material fact or contain statements that might be misleading;
  - (2) these statements together present a true and fair view of the company's affairs and are in compliance with existing accounting standards, applicable laws and regulations.
- B. There are, to the best of our knowledge and belief, no transactions entered into by the company during the year which are fraudulent, illegal or violative of the company's code of conduct.
- C. We accept responsibility for establishing and maintaining internal controls for financial reporting and that we have evaluated the effectiveness of internal control systems of the company pertaining to financial reporting and we have disclosed to the auditors and the audit committee, deficiencies in the design or operation of such internal controls, if any, of which we are aware and the steps we have taken or propose to take to rectify these deficiencies.
- D. We have indicated to the auditors and the Audit committee
- (1) significant changes in internal control over financial reporting during the year;
  - (2) significant changes in accounting policies during the year and that the same have been disclosed in the notes to the financial statements; and
  - (3) instances of significant fraud of which we have become aware and the involvement therein, if any, of the management or an employee having a significant role in the company's internal control system over financial reporting.

**(Manoj Agarwal)**  
Chairman Cum Managing Director /CEO

**(Vishal Jain)**  
CFO

# Management Discussion & Analysis

## 1. Global economy review

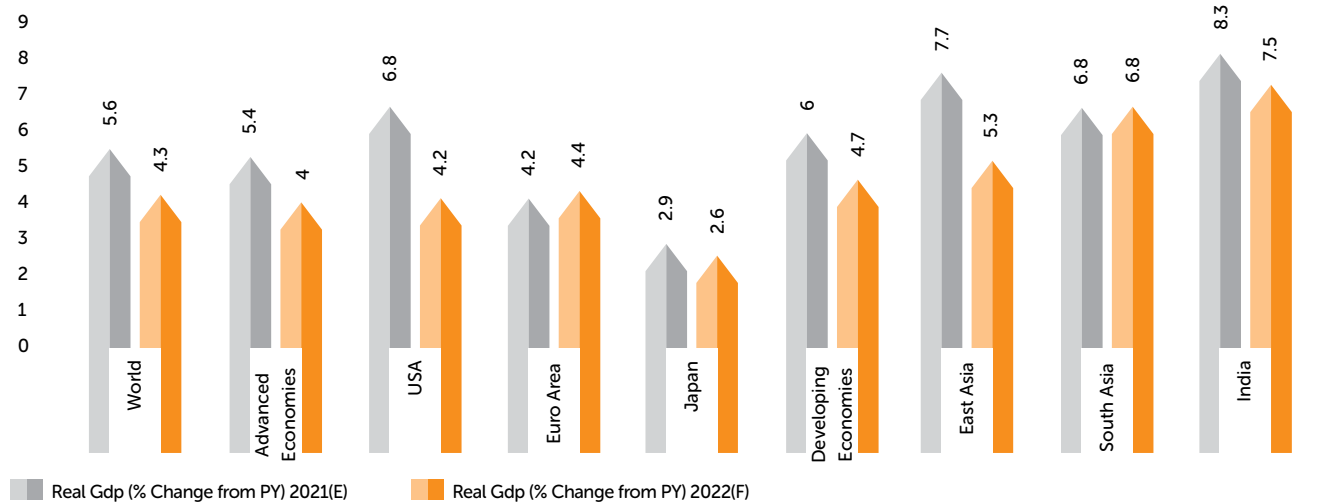
Witnessing a rebound, the global economy grew by 6.1% in CY2021<sup>1</sup>. Economic output bounced back to recover in the second half of CY2021 despite the initial slowdown in the advanced economies and Emerging Markets and Developing Economies (EMDE), mostly on account of supply chain disruptions.

Although, the strength of major economies such as the US and China did add impetus to global growth, per capita GDP of several EMDEs rebounded to pre-pandemic levels. Easing of restrictions across the world and rapid vaccination drives further augmented the global economic activity.

Rising external demand and the resultant growth in commodity prices are expected to encourage the growth of EMDEs. Despite the gradual recovery, long-term impacts of the pandemic such as lack/loss of skills, a sharp drop in investment, rising debt levels, and increased financial vulnerabilities might pose hurdles for EMDEs in the long run. In 2021, owing to rising demand and limited trade-restrictions, the manufacturing industry experienced rapid growth and is likely to operate at optimum levels in the coming quarters.

### Real GDP

(% Change)



Source: Worldbank.org

### 1.1 Outlook

Inflationary pressures have also gripped major economies around the world, primarily due to the post-pandemic uncertainties, unpredictable geo-political developments and imbalances in demand and supply chains. Despite the uncertainty, the global economy is projected to grow by 3.6% in CY2022.

## 2. Indian economy review

The recovery of the Indian economy did pick up pace after the second wave of the pandemic subsided in June-July with the GDP recorded at 8.7% during the fiscal<sup>2</sup>. The Reserve Bank of India has recently raised its policy rates, contributing to the upward movement of inflation rates. However, continued fiscal measures and progressive industry-specific reforms continue to provide a robust foundation to withstand macroeconomic global challenges to the country's path to economic recovery.

<sup>1</sup>World bank.org

<sup>2</sup>Oecd.org

Overall economic activity has rebounded to pre-pandemic levels, with agriculture and agro-based industries being the least impacted sectors. The sector is likely to grow by 3.9% in FY2022, following a growth of 3.6% in FY2021<sup>3</sup>. Furthermore, the gross value added (GVA) of the industry (including mining and construction) is likely to rise by 11.8% in FY2022<sup>4</sup>.

Additionally, increased public infrastructure spending resulted in gross fixed capital formation. FY2022 also experienced robust exports in the goods and services sector. Moreover, imports recovered substantially, owing to higher domestic demand and rising international commodity prices.

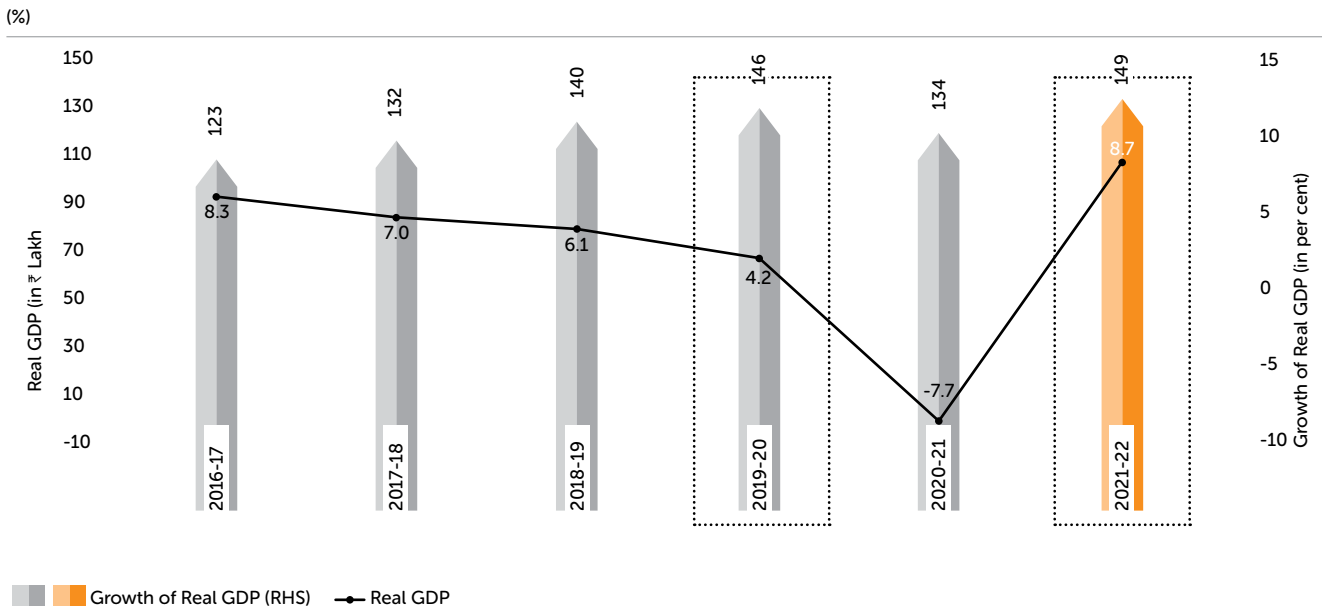
**2.1 Outlook**

The Indian economy remained resilient in the face of crisis and is likely to report GDP growth of 8-8.5% in FY2023. Rising

power consumption, robust PMI and exports, rapid digitalisation, widespread vaccination, and easing of supply-chain disruptions will sustain the economic growth at steady levels. In addition, the government’s emphasis on public infrastructure is anticipated to boost investments in the sector. This in turn, is expected to foster inclusive and sustainable growth across all sectors of the economy.

Although, escalating inflation on the back of higher commodity prices, current account and fiscal deficits remain short-term headwinds for the government, the Indian economy expects to bounce back and revive pre-pandemic growth levels in the near short-term.

**Projection of real GDP for 2021-2022**



Source: NSO and Survey Calculations

**3. Industry overview**

**3.1 Global plastic packaging industry**

The global packaging industry primarily consists of four types of packaging, paper, plastic (rigid and flexible), metal, and glass. Over the past three decades, the global plastic packaging industry experienced rapid growth due to growing preference for superior quality packaging for key products across the world. Besides, plastic packaging has emerged as a convenient and durable material suitable for packaging different types of products.

The plastic packaging industry is predicted to grow at a CAGR of 5.1%, owing to a demand surge from emerging economies and a stable demand base in developed economies. The industry is expected to be valued at \$370 billion by 2022<sup>5</sup>. However, supply constraints are limiting the possibility of further capacity allocation for meeting predicted demand growth. As a result, margins are expected to remain constant in the days ahead.

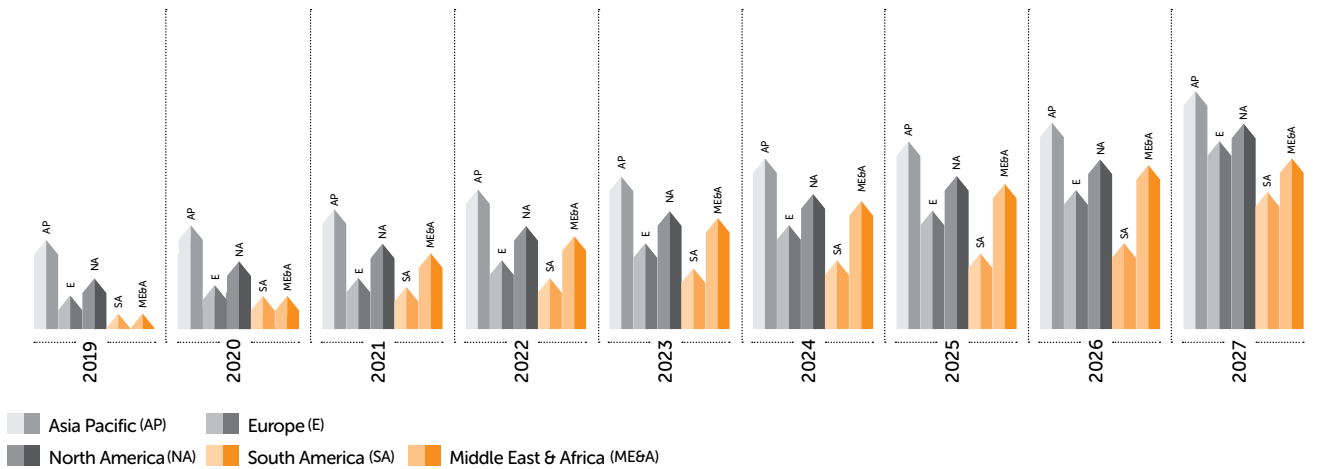
<sup>3</sup>Indiabudget.gov.in

<sup>4</sup>Indiabudget.gov.in

<sup>5</sup><https://www.marketwatch.com/press-release/plastics-for-packaging-market-research-report>

### Global Plastic Packaging Market, by Region 2019-2027

(Us\$ Bn)



Source: <https://www.maximizemarketresearch.com>

### 3.2 Indian Plastic packaging

India's current per capita polymer consumption is at 9.7 kg, compared to the global average of 28 kg, Singapore's 43 kg, China's 45 kg, Thailand's 50 kg, Japan's 56 kg, Malaysia's 58 kg, and Taiwan's 67 kg. India has a long way to go before it catches up with the world. The increasing population, rising income levels, changing lifestyles, increased media penetration through the internet and television, and a growing economy all continue to drive up demand for packaging solutions. In addition, better quality and economies of scale now result in increased exports for plastic packaging products across the globe.

### 3.3 Bulk packaging gaining relevance

The global bulk container packaging market is expected to witness growth of 6.3% between 2022 and 2031, reaching \$34.1 Bn by 2031. The revival of economies and increasing preference of carrying commodities and goods in bulk, continues to bolster the demand for bulk packaging solutions. Among all bulk packaging solutions, plastic bulk packaging remains the preferred choice, as it continues to find acceptance in chemical, food and beverage and non-hazardous commodities, owing for its innate functional properties.

### 3.4 Finding acceptance in international countries

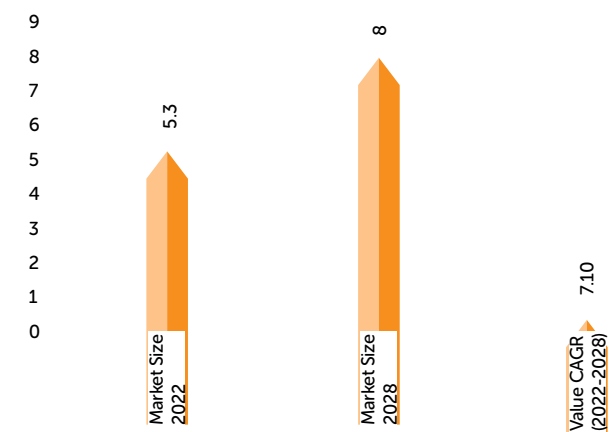
As industrialisation is picking up, India's packaging solutions continue to gain strong foothold in the international market. In packaging materials sub-segments such as Biaxially-Oriented Polyethylene Terephthalate (BOPET) and Flexible Intermediate Bulk Container (FIBC) film continue to grow in terms of market share, across major international countries.

### 3.5 Global FIBC and fabric Industry

The Flexible Intermediate Bulk Container (FIBC) is a flexible fabric industrial container designed for storing and transporting dry, flowing goods such as sand, fertiliser and plastic granules. India is now the number one supplier of FIBCs to the USA, Europe and the UK having created a strong brand image on the back of its quality and services.

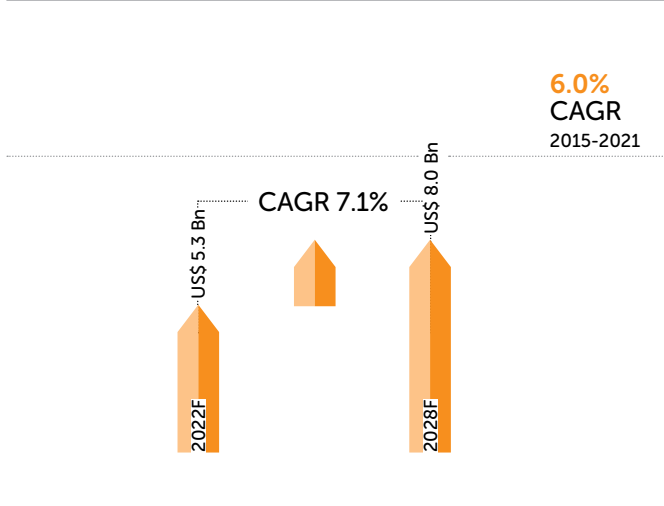
FIBC usage has grown across industries, including chemical, food, and pharmaceutical. FIBC manufacturers have also benefited from trade events and export events that have enabled them to grow their consumer base substantially.

### FIBC market size (%)

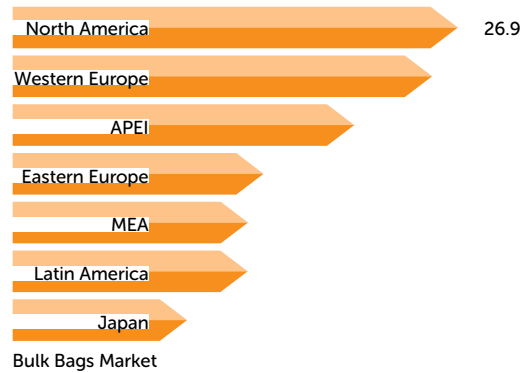


Source: <https://www.futuremarketinsights.com>

Global bulk bags market analysis 2022-2023



Split by Region , 2022 (%)



Source: Future Market Insights

3.6 Global Multi-Filament Yarn (polypropylene) market

The textile industry is one of the largest consumers of polypropylene yarn. The global Polypropylene Yarn market was approximately valued at \$16.32 billion in 2022 and its overall sales are likely to rise at a CAGR of 5.6%, improving its total worth to more than \$23.85 billion by 2029.

Owing to the rapid development of the textile industry in the east Asian region, demand for polypropylene yarn is expected to grow significantly. Its application for customised products also boosts its potential for market growth. Polypropylene yarn is widely used in the production of sportswear, thermal wear, and activity wear, products that have a high demand in this region.

4. Company Overview

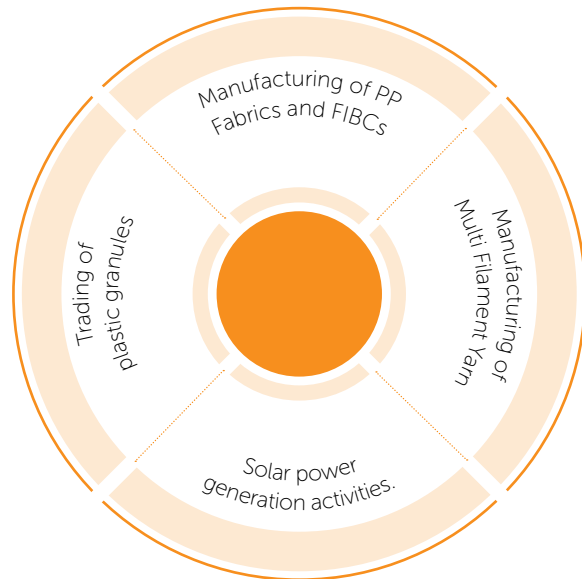
Established in 1971, Kanpur Plastipack Limited (KPL) is fully integrated end-to-end Industrial Bulk Packaging Solution Provider. The Company’s offerings include Flexible Intermediate Bulk Container (FIBC), Woven sacks to Polypropylene (PP) high tenacity Multifilament yarn (MFY) & UV Master Batch among others. The Company is today one of the world’s leading manufacturers and exporters of FIBCs, bulk bags and MFY delivering a diverse range of superior quality products to its global customer base. The Company’s world-class facilities, proven expertise and deep technical knowledge enable excellence in manufacturing processes that match international standards.

With an experience of five decades in the industry, KPL has grown to be an institution that supplies and exports millions of bags to over 40 countries across the globe. KPL is built on an exceptional track record of customer satisfaction. The substantial increase in

production capacity and its immense success is based on a value driven engagement with our clients and a strong commitment in exceeding their expectations. KPL offers a diverse portfolio of customized bulk packaging solutions. During the year under review, the Company obtained “Global Standard for Packaging Materials Issue 6” Food Grade Certifications with Grade AA.

Segment wise Performance

Your Company’s principle areas of business are :



#### 4.1 Product mix

Products	2021-22				(%) of total revenue
	Quantity (MT)	Amount (₹ In Lacs)			
FIBC	12,997	29,438		●	46.16
MFY	4,257	6,618		●	10.38
Fabric & Liner	8,989	16,120		●	25.28
PP/HD Bags	2,057	3,626		●	5.68
others	3,634	7,972		●	12.50
<b>Total</b>	<b>31,934</b>	<b>63,774</b>			<b>100.00</b>

Products	2020-21				(%) of total revenue
	Quantity (MT)	Amount (₹ In Lacs)			
FIBCw	12,464	23,613		●	51.43
MFY	3,992	5,028		●	10.95
Fabric & Liner	7,973	11,297		●	24.60
PP/HD Bags	308	648		●	1.41
others	2,936	5,330		●	11.61
<b>Total</b>	<b>27,673</b>	<b>45,916</b>			<b>100.00</b>

#### FIBC and Fabrics

More than 70% of the revenue of your Company come from this division. With state of art certified facilities, strong capacity and legacy of over 50 years your Company continues to gain traction as one of the major global supplier of FIBCs in the world. Its export has grown significantly and it is envisaged that both domestic demand and exports would record significant growth in the years ahead.

Your Company continues to increase its market share in India and abroad through increased capacity and actively working towards geographical diversity and increasing its presence in the new markets.

#### Multifilament Yarn (MFY)

The demand for polypropylene multifilament yarn is increasing rapidly in the textile industry due to its cost-effective nature and its ability to add strength to the finished product. It has become an independent vertical over the years and now more than 10% revenues of the Company are attributed to this segment. The growing application of polypropylene yarn in industries such as construction and apparel are expected to boost its demand further and create better opportunities for the sector.

The applications of MFY are geo-textiles, filter cloth, safety net, elastic band, container bags, and sewing yarns. The market for this product has been growing and increasing regularly.

#### Trading of Plastic Granules

Your Company has been operating as Dealer Operated Polymer Warehouse (DOPW) of Indian Oil Corporation Limited for their Polymer division. The Dealer Operated Polymer Warehouse activity of Indian Oil Corporation Limited also showed improved

performance. We sold 25,954 MT in the current year as against 23,503 MT in the previous year showing an increase of about 10% over the previous year.

In addition, during the year the company did some trading activity in Plastic Granules which helped in the bottom line.

#### Solar Energy

As part of its commitment towards the environment your Company was the first in the region to install roof top solar power generating system in the year 2014. A total of 576.50 KW roof top solar power generating systems have been installed within the Company which produced, during the year, around **4.85 Lacs units of electricity**.

**“The Company currently sourcing 52% of its power need from Renewable power Sources and is expected to reach 60% in the current year”**

Your Company entered into a 9.375 MW Power Purchase Agreement (PPA) to procure solar power through Group Captive Open Excess mode. The first part of this agreement was made operational at Unit 3 of the Company in March 21 and its implementation in Unit 1 was completed during the year.



Your Company also entered into a fresh agreement for installation of a Roof Top Solar Power System of 2750 KWp capacity at Unit -3 under OPEX mode. This system became operational w.e.f. April, 2022.

A total of 89.14 Lacs units of power availed from various renewable energy sources during the year resulting in savings of ₹ 2.63 Cr. and reduction of emission of carbon in the environment by about 6903.7MT.

The Company is currently sourcing 52% power needs from renewable power sources and with implementation of new roof Top solar power general system at Unit 3, it is expected that total 60% of total power needs of the Company would be sourced through renewable power sources thus contributing a great deal to save the environment.

#### 4.2 Operational highlights

In comparison to FY21, the Company's turnover increased by 39%, mostly on account of a strong order book and continuous growth in market share during the first half of the year. It has also started the production of 50 kg food grain bags for the local market. Performance of Dealer Operated Polymer Warehouse (DOPW) has also improved during the year. Due to the company's growing reliance on renewable energy, it has also resulted considerable savings on the cost of energy. The operational highlights are given hereunder:

- Addition of 23 new customers and 3 new geo graphical territories
- The Dealer Operated Polymer Warehouse activity of Indian Oil Corporation Limited displayed an improved performance. We sold 25,954 MT in FY22 as against 23,503 MT in FY21- an increase of about 10% over the previous year
- The Company further acquired an additional plot of land (30,000 Sq. Mtrs.) and building (a built-up shed of about 70,000 Sq.Ft.) for its upcoming Cast Polypropylene Film (CPP) project.
- The project is expected to be commissioned in March 2023, as per schedule

#### 4.3 Financial overview

During the year, while the top-line improved, profits were impacted due to abnormal increase in the ocean freight and high volatility in raw material prices. Further, the increased competitive pressure from markets added to pressure on margins and key operational matrices.

Particulars	FY 2021-22	FY 2020-21
Net Worth	17,904	15,749
Revenue	63,775	45,916
Profit Before Tax	3,708	4,413
Net Profit	2,621	3,034

Particulars	FY 2021-22	FY 2020-21
EBITDA	6,183.92	6,248.57
Gross block	27,398	24,246
Debtors Turnover Ratio	10.72	9.54
Inventory Turnover Ratio	5.69	6.00
Interest Coverage Ratio	6.40	10.87
Current Ratio	1.29	1.3
Debt Equity Ratio	0.48	0.48
Operating margin Ratio	5.81	9.61
Net profit margin Ratio	4.09	6.59
EBIDTA %	9.70%	13.61%
EPS	12.21	14.13

#### 4.4 Future Prospects

- The Company's plans to set up a Cast Polypropylene Film (CPP) line is underway. It has already acquired land & building for the project and placed orders for machinery and equipment necessary for the facility.
- With state-of-the-art manufacturing facilities, the Company is equipped to meet diverse industrial bulk packaging requirements.
- The Company remains focused on leveraging technological upgradations to facilitate backward integration. It also enables them to introduce innovative products to the market.
- Its reliance on renewable energy is expected to enhance cost-efficiency and ensure sustainability across operations.
- Adoption of Artificial Intelligence and digitalisation to improve operational efficiency.
- A new subsidiary, KANPLAS DO BRASIL LTDA, was incorporated on 26/04/2022 in Brazil. The Foreign Subsidiary Company will do marketing and trading of the Company's products in the Brazilian market

#### 4.5 Risk Management

Risk management is an inherent part of any business, and the management is proactive in terms of managing risks prudently. By virtue of the nature of its business, the Company is susceptible to risks that might arise due to economic, political, legal, environmental, people, operational, currency fluctuation, and so on. A sound risk culture is being prepared that will help your company be more agile, responsible, and accountable with effective governance.

The Company's risk management strategy is governed and monitored by the Management. The Executive Management team regularly reviews the key risks, monitors mitigating measures adopted by the Company and report the same of the Board of Directors. The Board of Director evaluates initiatives to further strengthen risk management framework of the Company considering the growth strategy and the dynamic business environment in which it operates.

#### 4.5.1 Opportunities & Challenges

Opportunities	Challenges
<ul style="list-style-type: none"> <li>- Revival of economic growth across the world with pandemic subsiding</li> <li>- Growing preference of products from Indian companies as China+1 strategy</li> <li>- Increasing preference towards plastic bulk packaging due to its cost benefit vis-à-vis other packaging solutions</li> <li>- Leverage business model to diversify into new packaging solutions</li> <li>- Depreciating rupee would drive revenues with exports comprising 71% of total revenue</li> </ul>	<ul style="list-style-type: none"> <li>- Volatile input cost of raw materials and supply chain costs</li> <li>- Increasing competition</li> <li>- Unpredictable geo-political uncertainties disrupting commodity prices and supply chain for short-term</li> <li>- Rising interest rates and higher borrowing cost might impact working capital management</li> </ul>

### 5. Internal control and their adequacy

The Company has a requisite system of internal controls which are regularly evaluated, tested & revisited by the Management and the Internal Auditors. Further, the report of the Internal Auditors is reviewed by the Top Management and the Audit Committee on a quarterly basis.

### 6. Human Resource Development

KPL believes and considers Human Resources as a vital asset for growth of the Company. The Company emphasizes its People Development Processes and strives to upgrade skill sets to motivate the workforce to contribute towards organization goals. The Company focuses on adequate training to empower and encourage employees. A transparent and active line of

communication also exists within the organization to enable team work and promote a culture of trust and confidence. As on March 31, 2022, KPL has a team of 1500 employees.

### 7. Disclaimer

Statements in Management Discussion and Analysis describing the Company's objectives, projections, estimates, expectations may be 'forward looking statements' within the meaning of applicable securities law and regulations. Actual results may differ materially from those expressed or implied. Important factors that could make a difference to results include economic conditions affecting demand / supply, price conditions in domestic and overseas markets in which the Company operates, competitive pressures in these markets, changes in government regulations, tax laws and other statutes and incidental factors.



# Financial Statements

# Independent Auditors' Report

To  
The Members of  
**Kanpur Plastipack Limited**

## REPORT ON THE AUDIT OF THE STANDALONE FINANCIAL STATEMENTS

### OPINION

We have audited the standalone financial statements of Kanpur Plastipack Limited ("the Company"), which comprise the Standalone Balance Sheet as at 31 March 2022, the Standalone Statement of Profit and Loss (including other comprehensive income), Standalone Statement of Changes in Equity and Standalone Statement of Cash Flows for the year then ended, and notes to the standalone financial statements, including a summary of significant accounting policies and other explanatory information (hereinafter referred to as "the standalone financial statements").

In our opinion and to the best of our information and according to the explanations given to us, the aforesaid standalone financial statements give the information required by the Companies Act, 2013 ("the Act") in the manner so required and give a true and fair view in conformity with the accounting principles generally accepted in India, of the state of affairs of the Company as at 31 March 2022, and profit (including other comprehensive income), changes in equity and its cash flows for the year ended on that date.

### BASIS FOR OPINION

We conducted our audit in accordance with the Standards on Auditing (SAs) specified under Section 143(10) of the Act. Our responsibilities under those SAs are further described in the 'Auditor's Responsibilities for the Audit of the Standalone Financial Statements' section of our report.

We are independent of the Company in accordance with the Code of Ethics issued by the Institute of Chartered Accountants of India together with the ethical requirements that are relevant to our audit of the standalone financial statements under the provisions of the Act and the Rules thereunder, and we have fulfilled our other ethical responsibilities in accordance with these requirements and the Code of Ethics. We believe that the audit evidence we have obtained is sufficient and appropriate to provide a basis for our opinion.

### KEY AUDIT MATTERS

Key audit matters ('KAM') are those matters that, in our professional judgment, were of most significance in our audit

of the standalone financial statements of the current period. These matters were addressed in the context of our audit of the standalone financial statements as a whole, and in forming our opinion thereon, and we do not provide a separate opinion on these matters.

#### 1. Impact of the Russian-Ukraine war on the Company's Trade Receivables from the EU region:

The sudden launch of the military operation by Russia to invade Ukraine on 24.02.2022 has resulted in further uncertainty with respect to global demand/supply, economic growth, global logistics etc. Since the company is primarily engaged in exports and has substantial exports and trade receivables from the EU region, the impact of the said armed conflict on recoverability of the trade receivables and also future business outlook of the company was identified as a key audit matter and required a higher extent of audit effort.

#### How our audit addressed the key audit matter

For the matter referred to above, our procedures included, among others, verification and recovery pattern of all material export receivables upto the date of completion of our audit, obtaining third party confirmations, other relevant documentation/correspondence, including correspondence with Banks, customers, on-going/pending export orders and shipments to the various parties, assessing management's conclusions etc. in view of the laid down accounting and measurement principles.

### INFORMATION OTHER THAN THE FINANCIAL STATEMENTS AND AUDITOR'S REPORT THEREON

The Company's Board of Directors are responsible for the other information. The other information comprises the information included in the Company's Management Discussion and Analysis, Board's Report including Annexures to the Board's Report, Business Responsibility Report, Corporate Governance and Shareholders' Information, but does not include the Consolidated Financial Statements, standalone financial statements and other auditor's Report thereon.

The other information included in the annual report, are expected to be made available to us after the date of this auditor's report.

Our opinion on the standalone financial statements does not cover the other information and we do not express any form of assurance conclusion thereon.

In connection with our audit of the standalone financial statements, our responsibility is to read the other information and, in doing so, consider whether the other information is materially inconsistent with the standalone financial statements or our knowledge obtained in the audit or otherwise appears to be materially misstated.

If, based on the work we have performed, we conclude that there is a material misstatement of this other information, we are required to report that fact. We have nothing to report in this regard.

### MANAGEMENT'S RESPONSIBILITY FOR THE STANDALONE FINANCIAL STATEMENTS

The Company's Board of Directors is responsible for the matters stated in section 134(5) of the Act with respect to the preparation of these standalone financial statements that give a true and fair view of the financial position, financial performance, including other comprehensive income, changes in equity and cash flows of the Company in accordance with the Ind AS and other accounting principles generally accepted in India. This responsibility also includes maintenance of adequate accounting records in accordance with the provisions of the Act for safeguarding the assets of the Company and for preventing and detecting frauds and other irregularities; selection and application of appropriate accounting policies; making judgments and estimates that are reasonable and prudent; and design, implementation and maintenance of adequate internal financial controls, that were operating effectively for ensuring the accuracy and completeness of the accounting records, relevant to the preparation and presentation of the standalone financial statements that give a true and fair view and are free from material misstatement, whether due to fraud or error.

In preparing the standalone financial statements, management is responsible for assessing the Company's ability to continue as a going concern, disclosing, as applicable, matters related to going concern and using the going concern basis of accounting unless management either intends to liquidate the Company or to cease operations, or has no realistic alternative but to do so.

The Board of Directors is also responsible for overseeing the Company's financial reporting process.

### AUDITOR'S RESPONSIBILITIES FOR THE AUDIT OF THE STANDALONE FINANCIAL STATEMENTS

Our objectives are to obtain reasonable assurance about whether the standalone financial statements as a whole are free from material misstatement, whether due to fraud or error, and to issue an auditor's report that includes our opinion. Reasonable assurance is a high level of assurance, but is not a guarantee that an audit conducted in accordance with SAs will always detect

a material misstatement when it exists. Misstatements can arise from fraud or error and are considered material if, individually or in the aggregate, they could reasonably be expected to influence the economic decisions of users taken on the basis of these standalone financial statements.

As part of an audit in accordance with SAs, we exercise professional judgment and maintain professional skepticism throughout the audit. We also:

- Identify and assess the risks of material misstatement of the standalone financial statements, whether due to fraud or error, design and perform audit procedures responsive to those risks, and obtain audit evidence that is sufficient and appropriate to provide a basis for our opinion. The risk of not detecting a material misstatement resulting from fraud is higher than for one resulting from error, as fraud may involve collusion, forgery, intentional omissions, misrepresentations, or the override of internal control.
- Obtain an understanding of internal control relevant to the audit in order to design audit procedures that are appropriate in the circumstances. Under Section 143(3)(i) of the Act, we are also responsible for expressing our opinion on whether the company has adequate internal financial controls with reference to standalone financial statements in place and the operating effectiveness of such controls.
- Evaluate the appropriateness of accounting policies used and the reasonableness of accounting estimates and related disclosures made by management.
- Conclude on the appropriateness of management's use of the going concern basis of accounting and, based on the audit evidence obtained, whether a material uncertainty exists related to events or conditions that may cast significant doubt on the Company's ability to continue as a going concern. If we conclude that a material uncertainty exists, we are required to draw attention in our auditor's report to the related disclosures in the standalone financial statements or, if such disclosures are inadequate, to modify our opinion. Our conclusions are based on the audit evidence obtained up to the date of our auditors' report. However, future events or conditions may cause the Company to cease to continue as a going concern.
- Evaluate the overall presentation, structure and content of the standalone financial statements, including the disclosures, and whether the standalone financial statements represent the underlying transactions and events in a manner that achieves fair presentation.

Materiality is the magnitude of misstatements in the standalone financial statements that, individually or in aggregate, makes it probable that the economic decisions of a reasonably

knowledgeable user of the standalone financial statements may be influenced. We consider quantitative materiality and qualitative factors in (i) planning the scope of our audit work and in evaluating the results of our work; and (ii) to evaluate the effect of any identified misstatements in the standalone financial statements.

We communicate with those charged with governance regarding, among other matters, the planned scope and timing of the audit and significant audit findings, including any significant deficiencies in internal control that we identify during our audit.

We also provide those charged with governance with a statement that we have complied with relevant ethical requirements regarding independence, and to communicate with them all relationships and other matters that may reasonably be thought to bear on our independence, and where applicable, related safeguards.

From the matters communicated with those charged with governance, we determine those matters that were of most significance in the audit of the standalone financial statements of the current period and are therefore the key audit matters. We describe these matters in our auditors' report unless law or regulation precludes public disclosure about the matter or when, in extremely rare circumstances, we determine that a matter should not be communicated in our report because the adverse consequences of doing so would reasonably be expected to outweigh the public interest benefits of such communication.

## REPORT ON OTHER LEGAL AND REGULATORY REQUIREMENTS

- (A) As required by the Companies (Auditors' Report) Order, 2020 ("the Order") issued by the Central Government of India in terms of Section 143(11) of the Act, we give in "Annexure A"; a statement on the matters specified in paragraphs 3 and 4 of the Order.
- (B) As required by Section 143(3) of the Act, based on or audit, we report that:
- We have sought and obtained all the information and explanations which to the best of our knowledge and belief were necessary for the purposes of our audit.
  - In our opinion, proper books of account as required by law have been kept by the Company so far as it appears from our examination of those books.
  - The Balance Sheet, the Statement of Profit and Loss (including Other Comprehensive Income), the Statement of Changes in Equity and the Statement of Cash Flows dealt with by this Report are in agreement with the books of account.

- In our opinion, the aforesaid standalone financial statements comply with the Ind AS specified under Section 133 of the Act.
- On the basis of the written representations received from the directors as on 31<sup>st</sup> March 2022 taken on record by the Board of Directors, none of the directors is disqualified as on 31<sup>st</sup> March 2022 from being appointed as a director in terms of Section 164(2) of the Act.
- With respect to the adequacy of the internal financial controls over financial reporting of the Company and the operating effectiveness of such controls, refer to our separate Report in "**Annexure B**". Our report expresses an unmodified opinion on the adequacy and operating effectiveness of the Company's internal financial controls over financial reporting.
- With respect to the other matters to be included in the Auditors' Report in accordance with Rule 11 of the Companies (Audit and Auditors) Rules, 2014, in our opinion and to the best of our information and according to the explanations given to us:
  - The Company has disclosed the impact of pending litigations as at 31 March 2022 on its financial position in its standalone financial statements.
  - The Company does not have any long term contracts requiring a provision for material foreseeable losses.
  - There has been no delay in transferring amounts, required to be transferred, to the Investor Education and Protection Fund by the Company.
  - (a) The Management has represented that, to the best of its knowledge and belief, no funds (which are material either individually or in the aggregate) have been advanced or loaned or invested (either from borrowed funds or share premium or any other sources or kind of funds) by the Company to or in any other person or entity, including foreign entity ("Intermediaries"), with the understanding, whether recorded in writing or otherwise, that the Intermediary shall, whether, directly or indirectly lend or invest in other persons or entities identified in any manner whatsoever by or on behalf of the Company ("Ultimate Beneficiaries") or provide any guarantee, security or the like on behalf of the Ultimate Beneficiaries;

- (b) The Management has represented, that, to the best of its knowledge and belief, no funds (which are material either individually or in the aggregate) have been received by the Company from any person or entity, including foreign entity ("Funding Parties"), with the understanding, whether recorded in writing or otherwise, that the Company shall, whether, directly or indirectly, lend or invest in other persons or entities identified in any manner whatsoever by or on behalf of the Funding Party ("Ultimate Beneficiaries") or provide any guarantee, security or the like on behalf of the Ultimate Beneficiaries;
- (c) Based on the audit procedures that have been considered reasonable and appropriate in the circumstances, nothing has come to our notice that has caused us to believe that the representations under sub-clause (i) and (ii) of Rule 11(e), as provided under (a) and (b) above, contain any material misstatement.
- v. As stated in Note 30 to the standalone financial statements:
- a. The final dividend proposed in the previous year, declared and paid by the Company during the year is in accordance with Section 123 of the Act, as applicable.

- b. The interim dividend declared and paid by the Company during the year and until the date of this report is in compliance with Section 123 of the Act.
- c. The Board of Directors of the Company have proposed final dividend for the year which is subject to the approval of the members at the ensuing Annual General Meeting. The amount of dividend proposed is in accordance with section 123 of the Act, as applicable.

- (C) With respect to the matter to be included in the Auditors' Report under section 197(16):

In our opinion and according to the information and explanations given to us, the remuneration paid by the Company to its directors during the year is in accordance with the provisions of Section 197 read with Schedule V of the Act. The Ministry of Corporate Affairs has not prescribed other details under Section 197(16) which are required to be commented upon by us.

For **RAJIV MEHROTRA & ASSOCIATES**  
 CHARTERED ACCOUNTANTS  
 FIRM REG.NO.002253C

**RAJIV MEHROTRA**  
 (PARTNER)  
 M.No.071428

Kanpur, 23<sup>rd</sup> May, 2022

# Annexure "A"

## To The Independent Auditors' Report

(Referred to in Para 1 under 'Report on Other legal and Regulatory Requirements' section of our report of even date)

**Re: Kanpur Plastipack Limited**, we report that:

- (i) a. (A) The company is maintaining proper records showing full particulars including quantitative details and situation of fixed assets.  
  
(B) The company is maintaining proper records showing full particulars of intangible assets.
- b. The company has a regular programme for physical verification of all assets over a period of three years. In accordance with this programme, certain fixed assets were verified during the year and no material discrepancies were noticed on such verification. In our opinion, it is reasonable having regard to the size of the company and the nature of its assets.
- c. According to the information and explanations given to us and the records examined by us and based on copies of the registered sale deeds/transfer deeds etc. evidencing title in immovable properties which are freehold, we report that the immovable properties capitalized in the books of account of the company are held in its name. The Original title deeds, being pledged against loans secured from the bank, were not in possession of the company and therefore could not be verified. However certified copies of the title deeds were verified.
- d. The company has not revalued any of its property, plant and equipment (including right-to-use assets) and intangible assets during the year.
- e. No proceedings have been initiated during the year or are pending against the company as at March 31<sup>st</sup> 2022 for holding any benami property under the Benami Transactions (Prohibition) Act, 1988 (45 of 1988) and the Rules made thereunder.
- (ii) a. As explained to us, the inventory has been physically taken by the management during the year at all the factory and accompanying warehouses of the company. In our opinion, the coverage and procedures of such verification by the management are appropriate. On the basis of the report of physical stock verification conducted by the Management of the company, we report that no discrepancy of 10% or more were noticed, and the minor discrepancies noticed on such verification were properly dealt with in the books of account.
- b. The company has been sanctioned working capital limits in excess of rupees five crores, in aggregate from banks and financial institutions on the basis of security of current assets. On verification of the monthly stock and book debt statements submitted by the Company to such banks/financial institutions, we are of the opinion that the same are in agreement with the books of account of the Company.
- (iii) The Company has made investments in subsidiary companies during the year.
  - (a) The Company has not provided any loans or advances in the nature of loans or stood guarantee, or provided security to any companies, firms, Limited Liability Partnerships or other entity during the year, and hence reporting under clause 3(iii)(a) parts (A) and (B) of the Order are not applicable.
  - (b) In our opinion, the investments made during the year are, prima facie, not prejudicial to the Company's interest.
  - (c) The Company has not provided any loans or advances in the nature of loans or stood guarantee, or provided security to any companies, firms, Limited Liability Partnerships or other entity during the year, and hence reporting under clause 3(iii)(c), (d), (e) and (f) of the Order are not applicable.
- (iv) In Our opinion and according to the information and explanations given us, the company has complied with the provisions of section 185 and 186 of the Companies Act, 2013 in respect of grant of loans, making investments and providing guarantees and securities.
- (v) In our opinion and according to the information and explanations given to us, the company has not accepted any public deposits. As per the information and explanations given to us, no order has been passed by the Company Law Board or the National Company Law Tribunal or the Reserve Bank of India or any Court or Tribunal.
- (vi) In our opinion and according to the information and explanations given to us, the company is liable for



maintenance of cost records u/s 148 of the Companies Act, 2013 and on the basis of a broad review of the books of account maintained by the Company, we are of the opinion that the company is prima facie maintaining such records on a regular basis, as specified under the Companies (Cost Records & Audit) Rules 2014.

(vii) (a) The company is regular in depositing with appropriate authorities undisputed statutory dues including investor education protection fund, income tax, sales tax, wealth tax, service tax, & customs duty and other material statutory dues applicable to it. According to the information and explanations given to us, no undisputed amounts payable in respect of provident fund, income tax, sales tax, wealth tax, customs duty, VAT, cess and other material statutory dues were in arrears as at 31<sup>st</sup> March 2022 for a period of more than six months from the date they became payable.

(b) As per the information and explanations given to us and on the basis of the verification of the records of the company, the details of statutory dues which have not been deposited on account of disputes are as under:

Name of the Statute	Nature of dues	Pending Amount (₹ in Lakhs)	Period to which amount relates	Forum where dispute is pending	Remarks
Central Sales Tax Act, 1956	Central Sales Tax	0.53	FY 2009-10	Allahabad High Court	The total demand raised was ₹ 3.52 Lakhs. An amount of ₹ 2.99 Lakhs stands deposited under protest.
Central Sales Tax Act, 1956	Central Sales Tax	0.23	FY 2010-11	Jt. Commissioner, Corporate Circle-1, Kanpur	The total demand raised was ₹ 2.69 Lakhs. An amount of ₹ 2.45 Lakhs stands deposited under protest. The matter has been decided in the company's favour and remanded to the Assessing Authority for consideration by the Commissioner (Appeals)
Income Tax	Return processed u/s 143(1) of the Act	166.79	AY 2018-19	Central Processing Centre	The company has moved an application u/s 154 of the Act against the said demand.

(viii) There were no transactions relating to previously unrecorded income that have been surrendered or disclosed as income during the year in the tax assessments under the Income Tax Act, 1961 (43 of 1961).

(ix) (a) In our opinion and according to the information and explanations given to us, the company has not defaulted in repayment of any loans or other borrowings or in the payment of interest thereon to any lender.

(b) According to the information and explanations given to us, the company has not been declared a wilful defaulter by any bank or financial institution or other lender.

(c) In our opinion and according to the information and explanations given to us, the company has applied term loans for the purposes for which the same were availed.

(d) On an overall examination of the financial statements of the Company, funds raised on short-term basis have, prima facie, not been used during the year for long-term purposes by the Company.

(e) On an overall examination of the financial statements of the Company, the Company has not taken any funds

from any entity or person on account of or to meet the obligations of its subsidiaries.

(f) According to the information and explanations given to us, the company has not raised loans during the year on pledge of securities held in its subsidiaries.

(x) (a) The company did not raise any money by way of initial public offer or further public offer (including debt instruments) during the year. The company has only issued bonus shares to its existing shareholders.

(b) During the year, the Company has not made any preferential allotment or private placement of shares or convertible debentures (fully or partly or optionally) and hence reporting under clause 3(x)(b) of the Order is not applicable.

(xi) (a) No fraud by the Company and no material fraud on the Company has been noticed or reported during the year.

(b) No report under sub-section (12) of section 143 of the Companies Act has been filed in Form ADT-4 as prescribed under rule 13 of Companies (Audit and Auditors) Rules, 2014 with the Central Government, during the year and upto the date of this report.

- (c) According to the information and explanations given to us, no whistle blower complaints were received by the Company during the year (and upto the date of this report) and hence reporting under clause 3(xi)(c) of the Order is not applicable
- (xii) The Company is not a Nidhi Company and hence reporting under clause (xii) of the Order is not applicable
- (xiii) In our opinion and according to the information and explanations given to us, the company has complied with Sections 177 and Section 188 of the Companies Act, 2013, where applicable, for all transactions with related parties and the details of related party transactions have been disclosed in the financial statements etc. as required by the applicable accounting standards.
- (xiv) (a) In our opinion the Company has an adequate internal audit system commensurate with the size and the nature of its business.
- (b) We have considered, the internal audit reports for the year under audit, issued to the Company during the year and till date, in determining the nature, timing and extent of our audit procedures.
- (xv) In our opinion during the year the Company has not entered into any non-cash transactions with its Directors or persons connected with its directors. and hence provisions of section 192 of the Companies Act, 2013 are not applicable to the Company.
- (xvi) (a) In our opinion, the Company is not required to be registered under section 45-IA of the Reserve Bank of India Act, 1934. Hence, reporting under clause 3(xvi)(a), (b) and (c) of the Order is not applicable.
- (b) In our opinion, there is no core investment company within the Group (as defined in the Core Investment Companies (Reserve Bank) Directions, 2016) and accordingly reporting under clause 3(xvi)(d) of the Order is not applicable.
- (xvii) The Company has not incurred cash losses during the financial year covered by our audit and the immediately preceding financial year.
- (xviii) There has been no resignation of the statutory auditors of the Company during the year.
- (xix) On the basis of the financial ratios, ageing and expected dates of realisation of financial assets and payment of financial liabilities, other information accompanying the financial statements and our knowledge of the Board of Directors and Management plans and based on our examination of the evidence supporting the assumptions, nothing has come to our attention, which causes us to believe that any material uncertainty exists as on the date of the audit report indicating that Company is not capable of meeting its liabilities existing at the date of balance sheet as and when they fall due within a period of one year from the balance sheet date. We, however, state that this is not an assurance as to the future viability of the Company. We further state that our reporting is based on the facts up to the date of the audit report and we neither give any guarantee nor any assurance that all liabilities falling due within a period of one year from the balance sheet date, will get discharged by the Company as and when they fall due.
- (xx) (a) There are no unspent amounts towards Corporate Social Responsibility (CSR) on other than ongoing projects requiring a transfer to a Fund specified in Schedule VII to the Companies Act in compliance with second proviso to sub-section (5) of Section 135 of the said Act. Accordingly, reporting under clause 3(xx)(a) of the Order is not applicable for the year.
- (b) As per the information and explanations given to us, there are no ongoing CSR projects as at 31.03.2022 in respect of which there is any remaining unspent amount under sub-section (5) of section 135 of the Companies Act, 2013. Accordingly, reporting under clause 3(xx)(b) of the Order is not applicable for the year.

For **RAJIV MEHROTRA & ASSOCIATES**  
CHARTERED ACCOUNTANTS  
FIRM REG.NO.002253C

**RAJIV MEHROTRA**  
(PARTNER)  
M.No.071428

Kanpur, 23<sup>rd</sup> May, 2022

## Annexure “B”

### To The Independent Auditors’ Report

(Referred to in Para 2(f) under ‘Report on Other legal and Regulatory Requirements’ section of our report of even date)

#### REPORT ON THE INTERNAL FINANCIAL CONTROLS UNDER SECTION 143(3)(I) OF THE COMPANIES ACT, 2013 (“THE ACT”)

We have audited the internal financial controls with reference to financial statements of Kanpur Plastipack Limited (“the Company”) as of March 31, 2022 in conjunction with our audit of the standalone financial statements of the Company for the year ended on that date.

#### Opinion

In our opinion, to the best of our information, and according to the explanations given to us, the company has, in all material aspects, an adequate internal financial controls with reference to Financial Statements and such internal financial controls over financial reporting were operating effectively as at March 31<sup>st</sup> 2022, based on the internal control over financial reporting criteria established by the company considering the essential components of internal control stated in Guidance Note of Audit of International Financial Controls Over Financial Reporting issued by the Institute of Chartered Accountants of India.

#### Management’s Responsibility for Internal Financial Controls

The Company’s management is responsible for establishing and maintaining internal financial controls based on the internal control over financial reporting criteria established by the Company considering the essential components of internal control stated in the Guidance Note on Audit of Internal Financial Controls over Financial Reporting issued by the Institute of Chartered Accountants of India. These responsibilities include the design, implementation and maintenance of adequate internal financial controls that were operating effectively for ensuring the orderly and efficient conduct of its business, including adherence to company’s policies, the safeguarding of its assets, the prevention and detection of frauds and errors, the accuracy and completeness of the accounting records, and the timely preparation of reliable financial information, as required under the Companies Act, 2013.

#### Auditors’ Responsibility

Our responsibility is to express an opinion on the Company’s internal financial controls with reference to Financial Statements based on our audit. We conducted our audit in accordance with the Guidance Note on Audit of Internal Financial Controls over Financial Reporting (the “Guidance Note”) and the Standards on Auditing, to the extent applicable to an audit of internal financial controls, both issued by the Institute of Chartered Accountants of India. Those Standards and the Guidance Note require that we comply with ethical requirements and plan and perform the audit to obtain reasonable assurance about whether adequate internal financial controls with reference to Financial Statements were established and maintained and if such controls operated effectively in all material respects.

Our audit involves performing procedures to obtain audit evidence about the adequacy of the internal financial controls with reference to Financial Statements and their operating effectiveness. Our audit of internal financial controls with reference to Financial Statements included obtaining an understanding of internal financial controls over financial reporting, assessing the risk that a material weakness exists, and testing and evaluating the design and operating effectiveness of internal controls based on the assessed risk. The procedures selected depend on the auditor’s judgement, including the assessment of the risks of material misstatement of the financial statements, whether due to fraud or error.

We believe that the audit evidence we have obtained is sufficient and appropriate to provide a basis for our audit opinion on the Company’s internal financial controls with reference to Financial Statements.

#### Meaning of Internal Financial Controls With Reference to Standalone Financial Statements

A company’s internal financial controls with reference to Financial Statements is a process designed to provide reasonable assurance regarding the reliability of financial reporting and the preparation of financial statements for external purposes in accordance with generally accepted accounting principles. A company’s internal financial controls with reference to Financial Statements includes

those policies and procedures that (1) pertain to the maintenance of records that, in reasonable detail, accurately and fairly reflect the transactions and dispositions of the assets of the company; (2) provide reasonable assurance that transactions are recorded as necessary to permit preparation of financial statements in accordance with generally accepted accounting principles, and that receipts and expenditures of the company are being made only in accordance with authorizations of management and directors of the company; and (3) provide reasonable assurance regarding prevention or timely detection of unauthorized acquisition, use, or disposition of the company's assets that could have a material effect on the financial statements.

### **Inherent Limitations of Internal Financial Controls with reference to Standalone Financial Statements**

Because of the inherent limitations of internal financial controls with reference to Financial Statements, including the possibility of collusion or improper management override of controls,

material misstatements due to error or fraud may occur and not be detected. Also, projections of any evaluation of the internal financial controls with reference to Financial Statements to future periods are subject to the risk that the internal financial controls with reference to Financial Statements may become inadequate because of changes in conditions, or that the degree of compliance with the policies or procedures may deteriorate.

For **RAJIV MEHROTRA & ASSOCIATES**  
CHARTERED ACCOUNTANTS  
FIRM REG.NO.002253C

**RAJIV MEHROTRA**  
(PARTNER)  
M.No.071428

Kanpur, 23<sup>rd</sup> May, 2022

# Standalone Balance Sheet

as at March 31, 2022

(₹ in Lakhs)

Particulars	Notes	As at 31 <sup>st</sup> March 2022	As at 31 <sup>st</sup> March 2021
<b>ASSETS</b>			
<b>Non-Current Assets :</b>			
Property, Plant and Equipment	3	20,956.03	18,489.67
Capital Work-in-Progress	3	203.74	230.02
Other Intangible Assets	3	-	-
		<b>21,159.77</b>	<b>18,719.69</b>
Long Term Investments	4	764.98	499.98
Other Financial Assets	5	303.96	302.79
Other Non-Current Assets	6	887.21	474.42
		<b>1,956.15</b>	<b>1,277.19</b>
<b>Current Assets :</b>			
Inventories	7	11,718.90	10,261.86
<b>Financial Assets :</b>			
Current Investments	8	17.40	38.01
Trade Receivables	9	6,112.36	5,552.65
Cash and Cash Equivalents	10	23.15	284.12
Other Bank balances	11	252.25	145.28
Other Current Assets	12	755.68	1,373.02
Current Tax Assets (Net)		43.61	-
		<b>18,923.35</b>	<b>17,654.94</b>
		<b>42,039.27</b>	<b>37,651.82</b>
<b>EQUITY &amp; LIABILITIES :</b>			
<b>Equity :</b>			
Equity Share capital	13	2,147.38	1,431.96
Other Equity	14	15,756.74	14,317.23
		<b>17,904.12</b>	<b>15,749.19</b>
<b>LIABILITIES :</b>			
<b>Non-Current liabilities</b>			
<b>Financial Liabilities :</b>			
(i) Long Term Borrowings	15	6,845.02	5,810.74
(ii) Other Financial Liabilities	15	-	-
Long Term Provisions	16	700.27	573.85
Deferred Tax Liabilities	17	1,944.46	1,528.02
		<b>9,489.75</b>	<b>7,912.61</b>
<b>Current liabilities</b>			
<b>Financial Liabilities :</b>			
Borrowings	18	11,424.76	10,032.66
<b>Trade Payables</b>			
- Total Outstanding dues of Creditors other than micro and small enterprises	19	1,428.67	1,570.10
- Total Outstanding dues of micro and small enterprises	19	82.63	112.68
Provisions	20	579.14	524.50
Other Current Liabilities	21	1,130.20	1,676.32
Current Tax Liabilities (Net)		-	73.76
		<b>14,645.40</b>	<b>13,990.02</b>
		<b>42,039.27</b>	<b>37,651.82</b>
<b>Total Equity and Liabilities</b>			
Significant Accounting Policies and Notes to Accounts	1-2		

The accompanying schedules form an integral part of these financial statements.

As per our report of even date attached

For and on behalf of the Board of Directors

For **Rajiv Mehrotra & Associates**Chartered Accountants  
Firm Regd. No.: 002253C**Vishal Jain**

Chief Financial Officer

**Manoj Agarwal**Chairman cum Managing Director  
(DIN : 00474146)**Rajiv Mehrotra**Partner  
Membership No.: 071428**Ankur Srivastava**

Company Secretary

**Shashank Agarwal**Deputy Managing Director  
(DIN : 02790029)Place: Kanpur  
Date: 23.05.2022

# Standalone Statement of Profit and Loss

for the year ended March 31, 2022

(₹ in Lakhs)

Particulars	Notes	For the Year Ended 31 <sup>st</sup> March 2022	For the Year Ended 31 <sup>st</sup> March 2021
Revenue from Operations	22	62,507.34	45,164.37
Other income	23	1,267.39	751.86
<b>Total Income</b>		<b>63,774.73</b>	<b>45,916.23</b>
<b>Expenses</b>			
Cost of materials consumed	24	35,455.37	23,925.65
Purchase of stock-in-trade	25	3,760.94	2,687.65
Changes in inventories of Finished Goods, Stock in Trade and Work in Progress	26	(1,380.70)	(1,440.36)
Employee benefit expense	27	4,703.06	4,077.96
Depreciation, Amortisation and Impairment expense	4	1,060.60	918.44
Other Expenses	28	15,052.07	10,416.61
Finance Costs	29	1,415.32	917.13
<b>Total expenses</b>		<b>60,066.66</b>	<b>41,503.08</b>
<b>Profit/(Loss) before Exceptional Items and Tax</b>		<b>3,708.07</b>	<b>4,413.15</b>
Exceptional items		-	-
<b>Profit/(Loss) before Tax</b>		<b>3,708.07</b>	<b>4,413.15</b>
Income Tax Expense			
Current tax		681.06	771.07
Earlier Year Tax Adjustments		4.14	12.50
Deferred tax		401.66	595.52
<b>Profit/(Loss) for the period from Continuing Operations</b>		<b>2,621.21</b>	<b>3,034.06</b>
<b>PROFIT/(LOSS) FOR THE YEAR</b>		<b>2,621.21</b>	<b>3,034.06</b>
<b>Other Comprehensive Income</b>			
A. Items that may be reclassified to profit or loss		-	-
Income Tax relating to these Items		-	-
B. Items that will not be reclassified to profit or loss		50.75	43.23
<b>(Gratuity Provision debited in P&amp;L A/C)</b>			
Income Tax relating to these Items		14.78	12.59
<b>Other Comprehensive Income for the Year (Net of Tax)</b>		<b>65.53</b>	<b>55.82</b>
<b>TOTAL COMPREHENSIVE INCOME FOR THE YEAR</b>		<b>2,555.68</b>	<b>2,978.24</b>
<b>Earnings per Share</b>			
Basic EPS		12.21	14.13
Diluted EPS		12.21	14.13

The accompanying schedules form an integral part of the financial statements.

As per our report of even date attached

For and on behalf of the Board of Directors

For **Rajiv Mehrotra & Associates**

Chartered Accountants  
Firm Regd. No.: 002253C

**Vishal Jain**

Chief Financial Officer

**Manoj Agarwal**

Chairman cum Managing Director  
(DIN : 00474146)

**Rajiv Mehrotra**

Partner  
Membership No.: 071428

**Ankur Srivastava**

Company Secretary

**Shashank Agarwal**

Deputy Managing Director  
(DIN : 02790029)

Place: Kanpur

Date: 23.05.2022

# Standalone Cash Flow Statement

for the year ended March 31, 2022

(₹ in Lakhs)

Particulars	Year Ended 31 <sup>st</sup> March 2022	Year Ended 31 <sup>st</sup> March 2021
<b>I) CASH FROM OPERATIONS</b>		
A. PROFIT BEFORE TAX	3,708.07	4,413.14
B. ADJUSTEMENTS:		
Depreciation	1,060.60	918.44
Provision for Gratuity under OCI	(50.75)	(43.23)
Loss/(Profit) on disposal of PPE, intangible assets & non-current assets held for sale	30.73	11.38
Interest Income	(125.47)	(115.78)
Finance Costs	1,415.32	917.13
Loss/(Profit) on sale of mutual funds	(0.32)	(15.66)
Gain on Revaluation of Investments	(0.34)	(1.76)
<b>Operating Profit Before working capital changes</b>	<b>6,037.84</b>	<b>6,083.66</b>
<b>Adjustments for Changes in working Capital</b>		
Decrease/(Increase) in Inventories	(1,457.04)	(5,461.94)
Decrease/(Increase) in Trade Receivable	(559.71)	(1,499.67)
Decrease/(Increase) in other Current Assets	573.73	(1,045.04)
Decrease/(Increase) in other Non Current Assets	(412.79)	45.55
Decrease/(Increase) in other Financial Assets	(1.17)	(14.14)
Increase/(Decrease) in Trade Payables	(171.48)	1,115.92
Decrease/(Increase) in other Other Bank Balances	(106.97)	25.20
Increase/(Decrease) in Current Liabilities	(619.88)	1,095.68
Increase/(Decrease) in Provisions	54.64	96.42
Increase/(Decrease) in Long term Provisions	126.42	90.86
<b>Cash Generated from/(used) in Operations</b>	<b>3,463.59</b>	<b>532.50</b>
Less: Income Tax Paid (including TDS)	685.20	783.57
<b>NET CASH FROM OPERATIONS</b>	<b>2,778.39</b>	<b>(251.07)</b>
<b>II) CASH FROM INVESTING ACTIVITIES</b>		
Purchase of PPE & Intangible assets (incl. Capital WIP)	(3,535.43)	(3,235.66)
Other Investments	(265.00)	(499.98)
Investments in Mutual Funds (Net)	21.27	3.15
Sale of PPE & Intangible assets	4.02	19.41
Loans Given to Subsidiary	-	-
Interest Received	125.47	115.78
<b>NET CASH FROM/USED IN INVESTMENT ACTIVITIES</b>	<b>(3,649.67)</b>	<b>(3,597.30)</b>

# Standalone Cash Flow Statement

for the year ended March 31, 2022

(₹ in Lakhs)

Particulars	Year Ended 31 <sup>st</sup> March 2022	Year Ended 31 <sup>st</sup> March 2021
<b>III) CASH FROM FINANCING ACTIVITIES</b>		
Proceeds from issue of share capital	-	-
Net Increase/(Decrease) in long term borrowings	1,034.28	272.30
Net Increase/(Decrease) in short term borrowings	1,392.10	4,860.76
Payment of dividend	(400.75)	(85.88)
Finance Costs	(1,415.32)	(917.13)
<b>NET CASH FROM FINANCING ACTIVITIES</b>	<b>610.31</b>	<b>4,130.05</b>
<b>Net Increase in cash and cash equivalents</b>	<b>(260.97)</b>	<b>281.68</b>
<b>Cash and Cash equivalents as at the beginning of the year</b>	<b>284.12</b>	<b>2.44</b>
<b>Cash and Cash equivalents as at the end of the Period</b>	<b>23.15</b>	<b>284.12</b>

Notes:

- The Cash Flow Statement has been prepared in accordance with the "Indirect Method" specified in the Ind-AS-7- "Statement of Cash Flows"
- Cash & Cash equivalents comprise cash balances and balances with banks, including current deposit account and short term fixed deposits having original maturity period of three months only.

The accompanying schedules form an integral part of these financial statements.

As per our report of even date attached

For and on behalf of the Board of Directors

For **Rajiv Mehrotra & Associates**

Chartered Accountants  
Firm Regd. No.: 002253C

**Vishal Jain**

Chief Financial Officer

**Manoj Agarwal**

Chairman cum Managing Director  
(DIN : 00474146)

**Rajiv Mehrotra**

Partner  
Membership No.: 071428

**Ankur Srivastava**

Company Secretary

**Shashank Agarwal**

Deputy Managing Director  
(DIN : 02790029)

Place: Kanpur

Date: 23.05.2022



# Standalone Statement of Changes in Equity

for the year ended March 31, 2022

## A. EQUITY SHARE CAPITAL

	(₹ in Lakhs)	
Balance at the closing of the reporting period	Nos.	Amount
<b>As at March 31<sup>st</sup> 2020</b>	<b>14,312,564</b>	<b>1,431.96</b>
Add: Final call amount called up on shares	-	-
<b>As at March 31<sup>st</sup> 2021</b>	<b>14,312,564</b>	<b>1,431.96</b>
Add: Issue of Bonus Shares	7,154,194	715.42
<b>As at March 31<sup>st</sup> 2022</b>	<b>21,466,758</b>	<b>2,147.38</b>

## B. OTHER EQUITY

Particulars	Reserves and Surplus				TOTAL
	Capital Redemption Reserve	Securities Premium Reserve	General Reserves	Retained Earnings	
<b>As at March 31<sup>st</sup> 2020</b>	<b>200.00</b>	<b>1,507.08</b>	<b>124.34</b>	<b>9,593.45</b>	<b>11,424.87</b>
Profit for the Year	-	-	-	3,034.06	3,034.06
Other Comprehensive Income For the Year	-	-	-	(55.82)	(55.82)
<b>Total Comprehensive Income For the Year</b>	<b>-</b>	<b>-</b>	<b>-</b>	<b>2978.24</b>	<b>2,978.24</b>
Dividends					
Interim dividend	-	-	-	-	-
Final Dividend	-	-	-	(85.88)	(85.88)
Corporate Dividend Tax	-	-	-	-	-
Transfer from retained earnings to general reserve	-	-	-	-	-
Addition on issue of Equity	-	-	-	-	-
Transfer from General Reserve to Capital Redemption Reserve	-	-	-	-	-
Premium Received During the Year	-	-	-	-	-
Expense Incurred on Right Issue	-	-	-	-	-
<b>As at March 31<sup>st</sup> 2021</b>	<b>200.00</b>	<b>1,507.08</b>	<b>124.34</b>	<b>12,485.81</b>	<b>14,317.23</b>
Profit for the Year	-	-	-	2,621.21	2,621.21
Other Comprehensive Income For the Year	-	-	-	65.53	65.53
<b>Total Comprehensive Income For the Year</b>	<b>-</b>	<b>-</b>	<b>-</b>	<b>2555.68</b>	<b>2,555.68</b>
Dividends					
Interim dividend	-	-	-	(143.13)	(143.13)
Final Dividend	-	-	-	(257.62)	(257.62)
Corporate Dividend Tax	-	-	-	-	-
Transfer from retained earnings to general reserve	-	-	-	-	-
Transfer on issue of Equity (Bonus Shares)	-	(715.42)	-	-	(715.42)
Transfer from General Reserve to Capital Redemption Reserve	-	-	-	-	-
Premium Received During the Year	-	-	-	-	-
Expense Incurred on Right Issue	-	-	-	-	-
<b>As at March 31<sup>st</sup> 2022</b>	<b>200.00</b>	<b>791.66</b>	<b>124.34</b>	<b>14,640.74</b>	<b>15,756.74</b>

# Standalone Statement of Changes in Equity

for the year ended March 31, 2022

## NATURE AND PURPOSE OF RESERVES

**Capital Redemption Reserve-** As per Companies Act, 2013, capital redemption reserve is created when company purchases its own shares out of free reserves or securities premium. A sum equal to the nominal value of the shares so purchased is transferred to capital redemption reserve. The reserve is utilised in accordance with the provisions of Section 69 of the Companies Act, 2013.

**Securities Premium Account-** The same is created when Shares/securities are issued by the company at a value which is higher than the face value/nominal value of such shares/securities. The amount representing such excess i.e the premium is transferred to the Securities Premium Account in accordance with the provisions of Section 52 of the Companies Act, 2013. The balance in this reserve is utilised in accordance with the provisions of the said Section 52 of the Act.

For and on behalf of the Board of Directors

For **Rajiv Mehrotra & Associates**  
Chartered Accountants  
Firm Regd. No.: 002253C

**Vishal Jain**  
Chief Financial Officer

**Manoj Agarwal**  
Chairman cum Managing Director  
(DIN : 00474146)

**Rajiv Mehrotra**  
Partner  
Membership No.: 071428  
Place: Kanpur  
Date: 23.05.2022

**Ankur Srivastava**  
Company Secretary

**Shashank Agarwal**  
Deputy Managing Director  
(DIN : 02790029)

# Notes forming part of the Standalone Financial Statements

## as at March 31, 2022

### NOTE NO.1: COMPANY OVERVIEW

Kanpur Plastipack Limited ('KPL' or 'The Company') is a Public Limited company, domiciled in India and incorporated on July 26<sup>th</sup>, 1971 under the provisions of the Companies Act, 1956 (Now Companies Act, 2013) and having its registered office at D-19-20, Panki Industrial Area, Kanpur, Uttar Pradesh-208022, India.

The company is a two star export house, engaged in manufacturing of HDPE/PP Woven Sacks, PP Box Bags, Flexible Intermediate Bulk Containers (FIBC's), Fabrics and High Tenacity PP Multi Filament Yarns (MFY). The company is also a Consignment Stockiest of M/s Indian Oil Corporation Limited and owns and operates solar power generation facility at A-1/A-2, Panki Industrial Area, Kanpur.

These Financial Statements were authorized by the Board of Directors for issue in accordance with the Resolution passed on May 23<sup>rd</sup> 2022.

### NOTE NO.2: SIGNIFICANT ACCOUNTING POLICIES

**2.1 Statement of Compliance:** These standalone financial statements have been prepared in accordance with the Indian Accounting Standards (referred to as "Ind AS") as prescribed under section 133 of the Companies Act, 2013 read with Companies (Indian Accounting Standards) Rules, as amended from time to time.

**2.2 Basis of Preparation and Presentation:** The Financial Statements are prepared in accordance with Indian Accounting Standards (Ind-AS) notified under section 133 of the Companies Act, 2013 ("Act") read with Companies (Indian Accounting Standards) Rules, 2015, as amended; and the other relevant provisions of the Acts and Rules thereunder.

The financial statements have been prepared on a historical cost basis, except for the following assets and liabilities:

- i) Certain financial assets and liabilities that are measured at Fair Value Through Profit or Loss (FVTPL)
- ii) Defined benefit plans-plan assets/liabilities measured at fair value

Historical cost is generally based on the fair value of the consideration given in exchange of goods and services. Fair value is the price that would be received to sell an asset or paid to transfer a liability in an orderly transaction between market participants at the measurement date.

The statement of cash flows have been prepared under the indirect method.

The financial statements are presented in Indian Rupees (INR) and all values are rounded to nearest Lakhs ( ` 00,000), except where otherwise indicated.

### 2.3 CURRENT V. NON-CURRENT CLASSIFICATION:

The Company presents assets and liabilities in the balance sheet based on current/non-current classification.

#### (a) An asset is treated as current when it is:

- Expected to be realized or intended to be sold or consumed in normal operating cycle.
- Held primarily for purpose of trading.
- Expected to be realized within twelve months after the reporting period.

All other assets are classified as non-current.

#### (b) A liability is current when:

- It is expected to be settled in normal operating cycle
- It is held primarily for purpose of trading
- It is due to be settled within twelve months after the reporting period, or
- There is no unconditional right to defer the settlement of the liability for at least twelve months after the reporting period.

All other liabilities are classified as non-current.

Deferred tax assets and deferred tax liabilities are classified as non-current assets and liabilities.

The operating cycle is the time between the acquisition of assets for processing and their realization in cash and cash equivalents. The Company has identified twelve months as its general operating cycle.

**2.4 Use of Estimates, Assumptions and Judgements:** The preparation of financial statements requires the management to make estimates and assumptions that affect the reported amounts of assets and liabilities and the disclosure of contingent liabilities on the date of the financial statements and the results of operations during the year. Differences between actual results and estimates are recognised in the year in which the results are known or materialise. Estimates and underlying assumptions are reviewed on an ongoing basis.

# Notes forming part of the Standalone Financial Statements

## as at March 31, 2022

### Judgments:

In the process of applying the Company's accounting policies, management has made the following judgments, which have a significant effect on the amounts recognised in the financial statements:

#### i. Recoverability of Debts/advances

The company has several debts outstanding in the ordinary course of business, some of which remain outstanding beyond their due date. The Company has determined, based on an evaluation of the terms and conditions of the arrangements, such debts/ advances to be good and recoverable and classified the same as Current Assets.

#### ii. Estimates:

The key assumptions concerning the future and other key sources of estimation uncertainty at the reporting date, that have a significant risk of causing a material adjustment to the carrying amounts of assets and liabilities within the next financial year, are described below. The Company based its assumptions and estimates on parameters available when the financial statements were prepared. Existing circumstances and assumptions about future developments, however, may change due to market changes or circumstances arising beyond the control of the Company. Such changes are reflected in the assumptions when they occur.

#### iii. Taxes, including Evaluation of recoverability of Deferred tax assets and liabilities:

Uncertainties exist with respect to the interpretation of complex tax regulations, changes in tax laws, and the amount and timing of future taxable income. Given the wide range of business relationships and the long-term nature and complexity of existing contractual agreements, differences arising between the actual results and the assumptions made, or future changes to such assumptions, could necessitate future adjustments to tax income and expense already recorded. The Company establishes provisions, based on reasonable estimates. The amount of such provisions is based on various factors, such as experience of previous tax audits and differing interpretations of tax regulations by the taxable entity and the responsible tax authority. Such differences of interpretation may arise on a wide

variety of issues depending on the conditions prevailing in the domicile of the company.

#### iv. Gratuity benefit:

The cost of defined benefit plans (i.e. Gratuity benefit) is determined using actuarial valuation. An actuarial valuation involves making various assumptions which may differ from actual developments in the future. These include the determination of the discount rate, future salary increases, mortality rates and future pension increases.

#### v. Fair value measurement of financial instrument:

The fair value of financial assets and financial liabilities recorded in the balance sheet has been arrived at on the basis of the quoted prices in active markets, wherever available. For such financial assets and financial liabilities which cannot be measured based on quoted prices in active markets, their fair value is measured using other accepted valuation techniques. Changes in assumptions used in applying these methods could affect the reported fair value of financial instruments.

#### vi. Warranty provision/Quality Claim

Provision for quality claims is determined based on the historical percentage of claims' expense to sales for the same types of goods for which the claim is currently being determined. The same percentage to the sales is applied for the current accounting period to derive the expected claim expense to be accrued. It is adjusted to account for unusual factors, if any. It is very unlikely that actual claims will exactly match the historical warranty percentage, so such estimates are reviewed annually for any material changes in assumptions and likelihood of occurrence.

#### vii. Useful lives of property, plant and equipment

The Company reviews the useful life of property, plant and equipment at the end of each reporting period. This reassessment may result in change in depreciation expense in future periods.

#### viii. Provisions and Contingent liabilities

A provision is recognized if, as a result of a past event, the Company has a present legal or constructive obligation that can be estimated reliably, and it is probable that an

## Notes forming part of the Standalone Financial Statements as at March 31, 2022

outflow of resources embodying economic benefits will be required to settle the obligation. Judgements include estimating the probability of the cash outflows for the present obligations and accordingly provisions are determined and reviewed at the end of each reporting period and are adjusted to reflect current best estimates.

The Company uses significant judgement to identify and measure contingent liabilities. Contingent liabilities are disclosed when there is a possible obligation arising from past events, the existence of which will be confirmed only by the occurrence or non-occurrence of one or more uncertain future events not wholly within the control of the Company or a present obligation that arises from past events where it is either not probable that an outflow of resources will be required to settle the obligation or a reliable estimate of the amount cannot be made. Contingent liabilities in relation to assessment/litigations can involve complex issues, which can only be resolved over extended time periods.

### 2.5 Property, Plant and Equipment

- i) Property, plant and equipment are stated at cost, net of accumulated depreciation and accumulated impairment losses, if any.
- ii) The initial cost of an asset comprises its purchase price (including import duties and non-refundable taxes, if any), any costs directly attributable to bringing the asset into the location and condition necessary for it to be capable of operating in the manner intended by the management, borrowing cost for qualifying assets (i.e. assets that necessarily take a substantial period of time to get ready for their intended use).
- iii) Subsequent expenditure is capitalized only if it is probable that the future economic benefits associated with the expenditure will flow to the Company.
- iv) Spare parts which meet the definition of Property, plant and equipment are capitalized as Property, plant and equipment. In other cases, the spare parts are inventorised on procurement and charged to Statement of Profit and Loss on consumption.
- v) An item of Property, plant and equipment and any significant part initially recognised separately as part of Property, plant and equipment is de-recognised upon disposal; or when

no future economic benefits are expected from its use or disposal. Any gain or loss arising on de-recognition of the assets is included in the Statement of Profit and Loss on consumption.

- vi) The residual value and useful lives of Property, Plant and Equipment are reviewed at each financial year end and changes, if any, are accounted in the line with revisions to accounting estimates.
- vii) In the earlier years, the Company had elected to use exemption available under Ind AS 101 to continue with the carrying value for all its Property, Plant and Equipment as recognised in the financial statements as at the date of transition to Ind-ASs, measured as per previous GAAP and use that as its deemed cost as at the transition date.
- viii) Capital work-in-progress includes cost of property, plant and equipment under installation / under development as at the balance sheet date.
- ix) The residual values, useful lives and methods of depreciation of property, plant and equipment are reviewed at each financial year end and adjusted prospectively, if appropriate. The useful lives for various categories of property, plant and equipment are as given below:

Sl. No.	Description	Useful Life as per Schedule II of the Companies Act, 2013	Useful life
1.	Office Buildings	60 years	60 years
2.	Factory Buildings	30 years	30 years
3.	Plant and equipment qualifying as Continuous Process Plant	25 years	25 years
4.	Other Plant and Equipment for three shift working (Useful life is estimated for a three shift working)	Single shift- 15 years Triple Shift- 7.50 years	25 years
5.	Other Equipment	10 years	7.5 years
6.	Furniture and fittings	10 years	10 years
7.	Office equipment	05 years	05 years
8.	Vehicles- Four wheelers	08 years	08 years
9.	Vehicles- Two wheelers	10 years	10 years
10.	Computers and peripherals	Servers- 06 years Others-03 years	03 years
11.	Computer software	As per Ind-AS 38	03 years

# Notes forming part of the Standalone Financial Statements as at March 31, 2022

- x) Depreciation on property, plant and equipment is provided on prorata basis on straight-line method using the useful lives of the assets estimated by management and in the manner prescribed in Schedule II of the Companies Act, 2013.

## 2.6 Inventories:

- i. **Basis of Valuation:** Inventories are stated at lower of cost and net realizable value. The comparison of cost and net realizable value is made on an item-by-item basis.
- ii. **Method of Valuation-** Cost of inventories comprises of expenditure incurred in the normal course of business in bringing inventories to their present location including appropriate overheads apportioned on a reasonable and consistent basis.
- iii. The inventories of finished goods, which were in transit or lying at port as at the reporting period have been valued at lower of cost and market value. The cost has been worked out as per the Retail Method.

The inventories have been physically taken by the management periodically during the year.

## 2.7 Revenue Recognition:

The company derives its revenues primarily from sale of merchandise and C&F commission agency services.

Revenue is measured at the fair value of the consideration received or receivable, taking into account contractually defined terms of payment and excluding central taxes or duties collected on behalf of the Government. Revenue is recognized to the extent that it is probable that the economic benefits will flow to the Company and the revenue can be reliably measured, regardless of when the payment is being made. Amounts disclosed are net of returns, trade discounts, rebates, but including Goods and Services Tax collected on behalf of the Government. However the GST collected and paid has been shown as a deduction under the heading 'Revenue from Operations' and only the net Revenue from Operations has been stated in the Statement of Profit and Loss.

The Company assesses its revenue arrangements against specific criteria in order to determine if it is acting as principal or agent. The Company has concluded that it is acting as a principal in all of its revenue arrangements since it is the primary obligor in all the revenue arrangements as it has pricing latitude and is also exposed to inventory and credit

risks. The specific recognition criteria described below must also be met before revenue is recognised:

### a) Sale of goods:

- a. Inland sales have been accounted for at the time of dispatch of goods from the factory.
- b. Export Sales have been recognized only after the company loses control over the material i.e. once the goods have been shipped on board.
- c. Sales have been recorded net of rebates and trade discounts but are grossed up for Goods and Services Tax collected thereon.

### b) Commission Income

Commission income is recognized to the extent it is probable that economic benefits will flow to the company and the revenue can be reliably measured and the company has contractual right to such revenue.

### c) Interest Income

Interest Income is recognized on time proportion basis taking into account the amount outstanding and the applicable interest rates and is disclosed in "other income".

### d) Export Incentives:

The revenue in respect of export incentives has been recognized to the extent it is probable that economic benefits will flow to the company and the incentive value can be reliably measured.

## 2.8 Employee Benefits:

### Short term employee benefits

All employee benefits payable/available within twelve months of rendering the services are classified as short term employee benefits. Benefits such as salaries, wages and bonus, etc., are recognised in the Statement of Profit and Loss in the period in which the employee renders the related service.

### Provident fund

Eligible employees receive benefits from a provident fund, which is a defined contribution plan. Both the employees and the Company make monthly contributions to the

# Notes forming part of the Standalone Financial Statements

## as at March 31, 2022

provident fund plan equal to a specified percentage of the covered employees' salary. The Company contributes a part of the contributions to the Government administered Provident/Pension Fund. The Company has no obligation, other than the contribution payable to the provident fund. The Company recognizes contribution payable through the provident fund scheme as an expense, when an employee renders related services.

### Other long term employee benefits

The company does not have any structured Employee's Gratuity Fund Scheme. However, the Company has a defined benefit gratuity plan that provides a lump-sum payment to vested employees at retirement, death, incapacitation or termination of employment in accordance with "The Payment of Gratuity Act, 1972". The amount is based on the respective employee's last drawn salary and the tenure of employment with the Company. The liabilities with respect to Gratuity Plan are determined by actuarial valuation. The Company does not make any contributions and meets its gratuity liability from its own sources as and when the claims arise.

### 2.9 Investments in subsidiaries, associates and other uncontrolled structured entities

Investments in subsidiaries, associates and joint ventures are carried at cost less accumulated impairment losses, if any. Where an indication of impairment exists, the carrying amount of investment is assessed and an impairment provision is recognised, if required immediately to its recoverable amount. On disposal of such investments, difference between the net disposal proceeds and carrying amount is recognised in the statement of profit and loss.

### 2.10 Government Grants:

- Government Grants are recognised at their realizable value when there is reasonable assurance that the grant will be received and all the attached conditions will be complied with.
- When the grant relates to an expense item, it is recognised as income on a systematic basis over the periods that the related costs, for which it is intended to compensate, are expensed. When the grant relates to an asset, it is recognised as income in equal amounts over the expected useful life of the related asset.

The company is an exporter and receives grants in the form of Duty Drawbacks, Import entitlement etc. the same are

recognized at realizable value only after primarily conditions of the respective schemes have been complied.

### 2.11 Borrowing Costs

- Borrowing cost consists of interest and other costs incurred in connection with the borrowing of funds.
- Borrowing costs that are attributable to the acquisition or construction of qualifying assets (i.e. an asset that necessarily takes a substantial period of time to get ready for its intended use) are capitalized as a part of the cost of such assets. All other borrowings costs are charged to the Statement of Profit and Loss.

### 2.12 Foreign currencies

Items included in the financial statements are measured using the currency of the primary economic environment in which the entity operates ('the functional currency'). The Company's financial statements are presented in Indian rupee (₹) which is also the Company's functional and presentation currency.

Foreign currency transactions are recorded on initial recognition in the functional currency, using the prescribed exchange rate prevailing at the date of transaction.

#### Measurement of foreign currency items at the balance sheet date

Foreign currency monetary assets and liabilities denominated in foreign currencies are translated at the functional currency spot rates of exchange at the reporting date.

Non-monetary items that are measured in terms of historical cost in a foreign currency are translated using the exchange rates at the dates of the initial transactions.

#### Exchange differences

Exchange differences arising on settlement or translation of monetary items are recognised as income or expense in the period in which they arise.

### 2.13 Cash and Cash Equivalents

Cash and cash equivalents in the balance sheet comprise cash at banks and on hand and short-term deposits with an original maturity of three months or less, which are subject to insignificant risk of changes in value.

### 2.14 Offsetting of Financial Assets and Liabilities

# Notes forming part of the Standalone Financial Statements

## as at March 31, 2022

Financial assets and financial liabilities are offset and the net amount is reported in the Balance Sheet, only if there is a currently enforceable legal right to offset the recognised amounts and there is an intention to settle on a net basis, or to realize the assets and settle the liabilities simultaneously.

### 2.15 Taxes

Tax expense for the year comprises of current tax and deferred tax.

#### a) Current Tax

- (i) Current income tax, assets and liabilities are measured at the amount expected to be paid to or recovered from the taxation authorities in accordance with the Income Tax Act, 1961 and the Income Computation and Disclosure Standards (ICDS) enacted in India by using tax rates and the tax laws that are enacted at the reporting date.
- (ii) Current income tax relating to item recognised outside the Statement of Profit and Loss is recognised outside Profit or Loss (either in other comprehensive income or equity). Current tax items are recognised in correlation to the underlying transactions either in OCI or directly in equity.

#### b) Deferred Tax

Deferred tax is provided using the liability method on temporary differences between the tax bases of assets and liabilities and their carrying amounts for financial reporting purposes at the reporting date.

Deferred tax assets and liabilities are recognised for all deductible temporary differences, the carry forward of unused tax credits and any unused tax losses. Deferred tax assets are recognised to the extent that it is probable that taxable profit will be available against which the deductible temporary differences, and the carry forward of unused tax credits and unused tax losses can be utilised.

The carrying amount of deferred tax assets is reviewed at each reporting date and reduced to the extent that it is no longer probable that sufficient taxable profit will be available to allow all or part of the deferred tax asset to be utilised. Unrecognised deferred tax assets are re-assessed at each reporting date and are recognised to the extent that it has become probable that future taxable profits will allow the deferred tax asset to be recovered.

Deferred tax assets and liabilities are measured at the tax rates that are expected to apply in the year when the asset is realized or the liability is settled, based on tax rates (and tax laws) that have been enacted or substantively enacted at the reporting date.

Deferred tax relating to items recognised outside the statement of profit and loss is recognised outside the statement of profit and loss (either in other comprehensive income or in equity). Deferred tax items are recognised in correlation to the underlying transaction either in OCI or direct in equity.

### 2.16 Earnings Per Share

Basic earnings per share are calculated by dividing the net profit or loss for the period attributable to equity shareholders by the weighted average number of equity shares outstanding during the period. The weighted average number of equity shares outstanding during the period is adjusted for events such as bonus issue, bonus element in a rights issue, share split, and reverse share consolidation, without a corresponding change in resources, if any.

For the purpose of calculating diluted earnings per share, the net profit or loss for the period attributable to equity shareholders and the weighted average number of shares outstanding during the period are adjusted for the effect of all potentially dilutive equity shares, if any.

The partly paid up equity shares, if any, are treated as potential equity shares in accordance with Ind-AS 33, for the period for which the same remained partly paid up.

### 2.17 Provisions, Contingent Liabilities and Commitments

- (i) Provisions are recognized when there is a present obligation (legal or constructive) as a result of a past event, it is probable that an outflow of resources embodying economic benefits will be required to settle the obligation and a reliable estimate can be made of the amount of the obligation.
- (ii) The expenses relating to a provision is presented in the Statement of Profit and Loss net of reimbursements, if any.
- (iii) If the effect of the time value of money is material, provisions are discounted using a current pre-tax rate that reflects, when appropriate, the risks specific to the liability. When discounting is used, the increase in provision due to the passage of time is recognized as a finance cost.
- (iv) Contingent liabilities are possible obligations whose existence will only be confirmed by future events not wholly within the control of the Company, or present obligations



# Notes forming part of the Standalone Financial Statements

## as at March 31, 2022

where it is not probable that an outflow of resources will be required or the amount of the obligation cannot be measured with sufficient reliability.

- (v) Contingent liabilities are not recognized in the financial statements but are disclosed unless the possibility of an outflow of economic resources is considered remote.

**2.18** Several debit and credit balances are subject to confirmation by parties.

### 2.19 Cash Dividend to Equity shareholders of the Company

The Company recognises a liability to make cash distributions to equity holders of the Company when the distribution is authorised, and the distribution is no longer at the discretion of the Company. Final dividends on shares is recorded as a liability on the date of approval by the shareholders and interim dividends are recorded as a liability on the date of declaration by the Company's Board of Directors

**2.20 Leases-** A contract is, or contains, a lease if the contract conveys the right to control the use of an identified asset for a period of time in exchange for consideration.

#### Company as a lessee

In respect of the Operating Lease which are of a long term nature or of a significant value, the Company recognises right-of-use the asset representing its right to use the underlying asset for the lease term at the lease commencement date. The cost of the right-of-use asset measured at inception shall comprise of the amount of the initial measurement of the lease liability adjusted for any lease payments made at or before the commencement date less any lease incentives received, plus any initial direct costs incurred and an estimate of costs to be incurred by the lessee in dismantling and removing the underlying asset or restoring the underlying asset or site on which it is located. The right-of-use assets is subsequently measured at cost less any accumulated depreciation, accumulated impairment losses, if any and adjusted for any re-measurement of the lease liability. The right-of-use assets are depreciated using the company's depreciation policy for Property, Plant and Equipment. Right-of-use assets are tested for impairment whenever there is any indication that their carrying amounts may not be recoverable. Impairment loss, if any, is recognised in the statement of profit and loss. None of the lease arrangements

of the company qualified for the above said treatment owing to the fact that the same were of a short term nature and/or of a value which was not considered material.

### 2.21 Segment Reporting

Operating Segments are reported in a manner consistent with the internal reporting provided to the Chief Operating Decision Maker; which is the committee constituted by the Managing Director, The Deputy Managing Director and the Executive Director of the Company.

### 2.22 Fair value measurement

The Company measures financial instruments at fair value at each balance sheet date.

Fair value is the price that would be received to sell an asset or paid to transfer a liability in an orderly transaction between market participants at the measurement date. The fair value measurement is based on the presumption that the transaction to sell the asset or transfer the liability takes place either:

- (i) In the principal market for asset or liability, or
- (ii) In the absence of a principal market, in the most advantageous market for the asset or liability.

The principal or the most advantageous market must be accessible by the Company.

The fair value of an asset or liability is measured in accordance with Ind-AS 113, using the assumptions that market participants would use when pricing the asset or liability, assuming that market participants act in their economic best interest.

A fair value measurement of a non- financial asset takes into account a market participant's ability to generate economic benefits by using the asset in its highest and best use or by selling it to another market participant that would use the asset in its highest and best use.

The Company uses valuation techniques that are appropriate in the circumstances and for which sufficient data are available to measure fair value, maximising the use of relevant observable inputs and minimizing the use of unobservable inputs.

# Notes forming part of the Standalone Financial Statements

## as at March 31, 2022

All assets and liabilities for which fair value is measured or disclosed in the financial statements are categorized within the fair value hierarchy, described as follows, based on the lowest level input that is significant to the fair value measurement as a whole:

**Level 1-** Quoted (unadjusted) market prices in active markets for identical assets or liabilities

**Level 2-** Valuation techniques for which the lowest level input that is significant to the fair value measurement is directly or indirectly observable

**Level 3-** Valuation techniques for which the lowest level input that is significant to the fair value measurement is unobservable.

For assets and liabilities that are recognised in the financial statements on a recurring basis, the Company determines whether transfers have occurred between levels in the hierarchy by re-assessing categorization (based on the lowest level input that is significant to fair value measurement as a whole at the end of each reporting period.

For the purpose of fair value disclosures, the Company has determined classes of assets and liabilities on the basis of the nature, characteristics and risks of the asset or liability and the level of the fair value hierarchy as explained above. The quantitative disclosures of fair value measurement hierarchy are contained in Note No.38.

### RECENT PRONOUNCEMENTS

Ministry of Corporate Affairs (MCA) notified Companies (Indian Accounting Standards) Amendment Rules, 2022 vide Notification dated 23 March 2022. Following amendments and annual improvements to Ind AS are applicable from 1 April 2022.

### Ind AS - 16 Property Plant and Equipment

The amendment clarifies that sale proceeds of items produced in the process of making/construction of PPE cannot be deducted from the cost of PPE. Instead, such proceeds shall be recognized in the statement of profit or loss.

### Ind AS - 37 Provisions

The amendment is clarificatory in nature and clarifies that that the 'costs to fulfil' a contract should include both incremental costs (direct labour and material) and an allocation of other direct costs (e.g: depreciation charge for an item of PPE used in fulfilling the contract etc.).

### Ind AS - 103 Business Combinations

The amendment specifies that for identified assets and liabilities to qualify for recognition as part of applying the acquisition method, the identifiable assets acquired, and liabilities assumed must meet the definitions of assets and liabilities in the Conceptual Framework for Financial Reporting under Indian Accounting Standards (Conceptual Framework) issued by the Institute of Chartered Accountants of India at the acquisition date.

### Annual improvements to Ind AS 109 - Financial instruments

The amendment clarifies that while performing the '10% test' for derecognition of financial liabilities, borrower includes only fees paid or received between borrower and lender directly or on behalf of the other's.

The Company does not expect the above amendments / improvements to have any significant impact on its standalone financial statements.

# Notes forming part of the Standalone Financial Statements

as at March 31, 2022

## Note - 3 : PROPERTY, PLANT AND EQUIPMENT

(₹ in Lakhs)

Particulars	Lease Hold Land	Freehold Land	Buildings	Vehicles	Furniture & Fittings	Office Equipment	Plant & Machinery	Grand Total	Intangible Assets	Capital Work in Progress
<b>AT COST</b>										
Cost as at April 01, 2020	384.88	698.83	6,290.11	464.95	246.13	424.10	12,657.44	21,166.44	73.88	48.38
Additions	-	29.58	58.92	47.02	90.05	50.18	2,778.27	3,054.02	-	240.56
Disposals/Transfer	-	-	-	-	-	0.04	48.03	48.07	-	58.92
Cost as at April 01, 2021	384.88	728.41	6,349.03	511.97	336.18	474.24	15,387.68	24,172.39	73.88	230.02
Additions	-	1,214.66	536.23	23.23	63.30	72.61	1,651.68	3,561.71	-	287.68
Disposals/Transfer	-	-	-	7.59	10.38	78.74	239.00	335.71	-	313.96
As at Mar 31, 2022	384.88	1,943.07	6,885.26	527.61	389.10	468.11	16,800.36	27,398.39	73.88	203.74
Depreciation as at April 01, 2021	68.96	-	1,007.34	170.44	115.37	368.25	3,952.36	5,682.72	73.88	-
Charge for the Year	4.86	-	201.27	56.72	32.03	57.48	708.24	1,060.60	-	-
Transfers	-	-	-	7.59	10.38	78.74	204.25	300.96	-	-
As at Mar 31 <sup>st</sup> , 2022	73.82	-	1,208.61	219.57	137.02	346.99	4,456.35	6,442.36	73.88	-
<b>NET CARRYING AMOUNT</b>										
As at March 31, 2021	315.92	728.41	5,341.69	341.53	220.81	105.99	11,435.32	18,489.67	-	230.02
As at March 31, 2022	311.06	1,943.07	5,676.65	308.04	252.08	121.12	12,344.01	20,956.03	-	203.74

(a) Details of property, plant and equipment pledged against borrowings is presented in note 15 & 18

(b) Ageing Schedule for Capital Work - In - Progress - :

(₹ in Lakhs)

CWIP	Amount in CWIP for a period of						Total			
	Less than 1 year		1-2 years		2-3 years		More than 3 years			
	CY	PY	CY	PY	CY	PY	CY	PY		
- Projects in progress										
Plant & Machinery	158.74	153.21	0.04	-	-	-	-	158.78	153.21	
Building	14.41	37.13	-	-	-	-	-	14.41	37.13	
Other Utilities	30.55	39.67	-	-	-	-	-	30.55	39.67	
<b>Total</b>	<b>203.70</b>	<b>230.02</b>	<b>0.04</b>	<b>-</b>	<b>-</b>	<b>-</b>	<b>-</b>	<b>203.74</b>	<b>230.02</b>	

# Notes forming part of the Standalone Financial Statements

## as at March 31, 2022

### NOTE - 4 : LONG TERM INVESTMENTS

(Unquoted Equity Shares, Valued at Cost)

(₹ in Lakhs)

Particulars	As at March 31, 2022	As at March 31, 2021
Investment in Uncontrolled Structured Companies (Amplus Green Power Pvt. Ltd. Representing 3.75% Equity Shares) (1719061 (PY-1719061) Eq. Shares of ₹ 10/- each fully paid up)	299.98	299.98
Investment in Subsidiary (2250000 (PY-2000000) Eq. Shares of ₹ 10/- each fully paid up) (2400000 (PY-NIL) Pref. Shares of ₹ 10/- each fully paid up)	465.00	200.00
	<b>764.98</b>	<b>499.98</b>

### Investment In Subsidiary

The details of investment in Subsidiary are as under:

Name	No. of Shares	% Holding
Bright Choice Ventures Pvt. Ltd.* Equity Shares	20,00,000	100%
Bright Choice Ventures Pvt. Ltd.* 6% Non cumulative, optionally convertible Preference Shares	24,00,000	
Kanplas Earning Solutions Pvt. Ltd.** Equity Shares	2,50,000	100%

\*The Subsidiary was incorporated on 02/01/2021.

\*\*The Subsidiary was incorporated on 21/05/2021.

Investment in the subsidiary is valued at Cost.

### NOTE - 5 : OTHER FINANCIAL ASSETS

(₹ in Lakhs)

Particulars	As at March 31, 2022	As at March 31, 2021
(a) Secured, Considered Good :		
(b) Unsecured, Considered Good		
(i) Other Deposits		
- Stamp Duty paid Under Protest	29.07	29.07
- Security Deposits to Govt. & Others	274.89	273.72
	<b>303.96</b>	<b>302.79</b>
(c) Doubtful	-	-
	<b>303.96</b>	<b>302.79</b>

### NOTE - 6 : OTHER NON-CURRENT ASSETS

(Unsecured, Considered Good)

(₹ in Lakhs)

Particulars	As at March 31, 2022	As at March 31, 2021
Capital Advances	881.76	468.97
VAT Recoverable (Taxes under protest)	5.45	5.45
	<b>887.21</b>	<b>474.42</b>

# Notes forming part of the Standalone Financial Statements

as at March 31, 2022

## CURRENT ASSETS :

### NOTE - 7 : INVENTORIES

(₹ in Lakhs)

Particulars	As at March 31, 2022	As at March 31, 2021
1. Raw Material	5,081.62	3,107.69
2. Raw Material (in Transit)	329.64	2,219.54
3. Goods -in-Process	2,964.68	2,619.04
4. Finished Goods (including goods lying at port)	2,887.18	1,852.12
5. Stores & Spares/ Others	455.78	463.47
	<b>11,718.90</b>	<b>10,261.86</b>

### NOTE - 8 : CURRENT INVESTMENTS

#### Investments at Fair Value through Profit or Loss

(₹ in Lakhs)

Particulars	As at March 31, 2022	As at March 31, 2021
Investment in Mutual Funds (Cost as at 31/03/2022 - ₹ 17.00 Lacs (PY- ₹ 32.50 Lacs)	17.40	38.01
	<b>17.40</b>	<b>38.01</b>

### NOTE - 9 : TRADE RECEIVABLES

(₹ in Lakhs)

Particulars	As at March 31, 2022	As at March 31, 2021
- Secured trade receivables- considered Good	-	-
- Un-Secured trade receivables- considered good	5,729.91	5,552.65
- Trade Receivables which have significant increase in credit risk	382.45	-
- Trade Receivables - Credit impaired	-	-
	<b>6,112.36</b>	<b>5,552.65</b>

#### Trade Receivables Ageing Schedule

(₹ in Lakhs)

Particulars		Outstanding for following periods from the date of the transaction					Total
		Less than 6 months	6 months -1 year	1-2 years	2-3 years	More than 3 years	
(i) Undisputed Trade Receivables – considered good	CY	5,727.41	0.86	-	-	1.64	5,729.91
	PY	5,541.08	9.61	0.32	1.64	-	5,552.65
(ii) Undisputed Trade Receivables – which have significant increase in credit risk	CY	382.45	-	-	-	-	382.45
	PY	-	-	-	-	-	-
(iii) Undisputed Trade Receivables – credit impaired	CY	-	-	-	-	-	-
	PY	-	-	-	-	-	-
(iv) Disputed Trade Receivables– considered good	CY	-	-	-	-	-	-
	PY	-	-	-	-	-	-
(v) Disputed Trade Receivables – which have significant increase in credit risk	CY	-	-	-	-	-	-
	PY	-	-	-	-	-	-
(vi) Disputed Trade Receivables – credit impaired	CY	-	-	-	-	-	-
	PY	-	-	-	-	-	-
<b>Total</b>	CY	<b>6,109.86</b>	<b>0.86</b>	<b>-</b>	<b>-</b>	<b>1.64</b>	<b>6,112.36</b>
	PY	<b>5,541.08</b>	<b>9.61</b>	<b>0.32</b>	<b>1.64</b>	<b>-</b>	<b>5,552.65</b>

# Notes forming part of the Standalone Financial Statements

as at March 31, 2022

## NOTE - 10 : CASH AND CASH EQUIVALENTS

(₹ in Lakhs)

Particulars	As at March 31, 2022	As at March 31, 2021
Cash in Hand	3.34	5.03
<b>Balances with Banks:</b>		
Current Accounts	19.81	279.09
	<b>23.15</b>	<b>284.12</b>

## NOTE - 11 : OTHER BANK BALANCES

(₹ in Lakhs)

Particulars	As at March 31, 2022	As at March 31, 2021
<b>Earmarked balances with banks</b>		
Unclaimed dividend with bank	55.79	51.11
FDRs held as Margin Money with Banks	196.46	94.17
	<b>252.25</b>	<b>145.28</b>

The Fixed Deposits with Banks are in the nature of margin money towards LC and BG Limits

## NOTE - 12 : OTHER CURRENT ASSETS :

### SHORT-TERM LOANS AND ADVANCES

(Unsecured and Considered Good)

(₹ in Lakhs)

Particulars	As at March 31, 2022	As at March 31, 2021
(a) Income Tax Refund Receivable	64.68	62.59
(b) Others loans & advances considered good		
1. Advance to Staff	48.73	10.76
2. Pre-paid Expenses	175.01	157.89
3. Advances to Suppliers & Others	191.61	454.00
4. Interest Recoverable under TUF Scheme / others	19.46	13.31
5. Excise Duty/Service Tax Refund/Custom Duty Recoverable	0.02	1.88
6. GST Recoverable		
(i) GST Refundable	22.23	250.09
(ii) ITC Receivable	233.94	422.50
	<b>755.68</b>	<b>1,373.02</b>

No amounts are due from any of the Directors or other officers of the Company.

# Notes forming part of the Standalone Financial Statements

as at March 31, 2022

## EQUITY & LIABILITIES :

### NOTE - 13 : EQUITY SHARE CAPITAL

(₹ in Lakhs)

Particulars	As at March 31, 2022	As at March 31, 2021
1. Authorised Capital		
300 Lakhs (PY- 200 Lakhs) Equity Shares of ₹ 10/- each	3,000.00	3,000.00
20 Lakhs (PY- 20 Lakhs) Preference Shares of ₹ 10/- each	200.00	200.00
	<b>3,200.00</b>	<b>3,200.00</b>
<b>A. Issued, Subscribed and Paid-up Capital</b>		
21466758 Equity Shares of ₹ 10/- each fully called and paid up		
(i) 14312564 (Previous years 14312564) Equity Shares of ₹ 10/- each each fully paid up	1,431.26	1,431.26
(ii) 7154194 (Previous years NIL) Bonus Shares Issued of ₹ 10/- each each fully paid up	715.42	-
(iii) Share Forfeiture Account (14081 Shares called up ₹ 10/- each and paid up ₹ 5/- each)	0.70	0.70
	<b>2,147.38</b>	<b>1,431.96</b>

### B Terms and Rights attached to equity shares

The Company has only one class of equity shares having face value of ₹ 10/- per share. Each holder of equity shares is entitled to one vote per share. The Company declares and pays dividend in Indian rupees only in proportion to the paid up value of the equity shares.

The dividend if any proposed by the Board of Directors is subject to the approval of the shareholders in the ensuing Annual General Meeting.

In the event of liquidation of the Company, the holders of equity shares will be entitled to receive remaining assets of the Company after distribution of all preferential amounts. The distribution will be in proportion to the number of equity shares held by the shareholders.

### C Reconciliation of number of equity shares outstanding as at the beginning and end of the year:

Particulars	Number of Shares	Amount (₹ in Lakhs)
<b>Outstanding as at 31<sup>st</sup> March 2020</b>	1,43,12,564	<b>1,431.26</b>
Equity Shares Issued during Financial Year ended 31 <sup>st</sup> March 2021 for Cash consideration	-	-
<b>Outstanding as at 31<sup>st</sup> March 2021</b>	1,43,12,564	<b>1,431.26</b>
Equity Shares Issued during Financial Year ended 31 <sup>st</sup> March 2022 for Cash consideration	-	-
Equity Shares Issued during Financial Year ended 31 <sup>st</sup> March 2022 as Bonus Issue	71,54,194	715.42
<b>Outstanding as at 31<sup>st</sup> March 2022</b>	<b>2,14,66,758</b>	<b>2,146.68</b>

# Notes forming part of the Standalone Financial Statements

as at March 31, 2022

## D. Details of shareholders holding more than 5% shares in the Company is set out below (representing legal and beneficial ownership):

Particulars	As at March 31, 2022		As at March 31, 2021	
	Number of shares held	% of holding	Number of shares held	% of holding
Mahesh Swarup Agarwal	34,63,601	16.13%	25,42,401	17.76%
Usha Agarwal	30,14,799	14.04%	20,09,866	14.04%
Manoj Agarwal	20,36,784	9.49%	13,56,523	9.48%
Shashank Agarwal	16,35,846	7.62%	10,90,564	7.62%
MSA Investments & Trading Company Pvt. Ltd.	14,22,189	6.63%	9,48,126	6.62%
KSM Exports Limited	11,30,151	5.26%	7,53,434	5.26%

## E. Details of Promoter's share holdings in the Company is set out below (representing legal and beneficial ownership):

Shares held by promoters at the end of the year				% Change during the year
Sr. No.	Promoter name	Number of shares held	% of holding	
1	Mahesh Swarup Agarwal	34,63,601	16.13%	-1.63%
2	Usha Agarwal	30,14,799	14.04%	-
3	Manoj Agarwal	20,36,784	9.49%	0.01%
4	Shashank Agarwal	16,35,846	7.62%	-
5	Manoj Agarwal HUF	6,06,665	2.83%	-
6	Alka Jain HUF	5,22,247	2.43%	-
7	Manjari Agarwal HUF	5,09,788	2.37%	-
8	Jayatika Goyal HUF	4,05,000	1.89%	-
9	Kanika Mahadevwala HUF	3,17,250	1.48%	-
10	Kaira Agarwal HUF	2,00,000	0.93%	0.93%
11	Shashank Agarwal HUF	1,50,200	0.70%	0.70%
12	MA Private Family Trust	55,653	0.26%	0.04%
13	UA Private Family Trust	36,900	0.17%	-
14	Shashank Private Family Trust	26,175	0.12%	-
15	MSA Investment And Trading Company Pvt Ltd	14,22,189	6.63%	-
16	KSM Exports Limited	11,30,151	5.26%	-
17	KPL Packaging Pvt Ltd	2,415	0.01%	-
18	Raghushree Earning Solutions LLP	1,589	0.01%	0.01%

## NOTE - 14 : OTHER EQUITY

(₹ in Lakhs)

Particulars	As at March 31, 2022	As at March 31, 2021
<b>A. SECURITIES PREMIUM ACCOUNT</b>		
Balance at the beginning of the year	1,507.08	1,507.08
Add: Premium Received during the year	-	-
Less: Deduction/Transfer	715.42	-
<b>Balance as at the end of the year</b>	<b>791.66</b>	<b>1,507.08</b>



# Notes forming part of the Standalone Financial Statements

as at March 31, 2022

## NOTE - 14 : OTHER EQUITY CONT.

(₹ in Lakhs)

Particulars	As at March 31, 2022	As at March 31, 2021
<b>B. CAPITAL REDEMPTION RESERVE</b>		
Balance at the beginning of the year	200.00	200.00
Add: Transfer from Retained Earnings	-	-
<b>Balance as at the end of the year</b>	<b>200.00</b>	<b>200.00</b>
<b>Nature &amp; Purpose of the Reserve is as under :</b>		
The reserve was created in term of Sec 55 of the Companies Act, 2013 towards redemption of Preference Shares. An amount equal to nominal value of the shares redeemed was transferred to this reserve out of the profits. The reserve can be utilised for issue of bonus shares		
<b>C. GENERAL RESERVE</b>		
Balance at the beginning of the year	124.34	124.34
Add: Transfer from Retained Earnings	-	-
Less: Transferred to Capital Redemption Reserve	-	-
<b>Balance as at the end of the year</b>	<b>124.34</b>	<b>124.34</b>
<b>D. RETAINED EARNINGS</b>		
Balance at the beginning of the year	12,485.81	9,593.45
Add: Net Profit for / (Loss) the Year as per the Statement of Profit & Loss	2,555.68	2,978.24
	15,041.49	12,571.69
<b>Less:</b>		
(i) Transferred To General Reserves	-	-
(ii) Final Dividend on Equity Shares paid during the Year (Amount per share ₹ 1.80/- , Previous Year ₹ 0.60 /- per Equity Share)	257.62	85.88
(iii) Interim Dividend on Equity Shares paid during the Year for current year (Amount per share ₹ 1.00/- , Previous Year ₹ NIL /- per Equity Share)	143.13	-
	<b>400.75</b>	<b>85.88</b>
Balance as at the end of the period	14,640.74	12,485.81
	<b>15,756.74</b>	<b>14,317.23</b>

## NOTE - 15 : LONG TERM BORROWINGS

(₹ in Lakhs)

Particulars	As at March 31, 2022	As at March 31, 2021
Term Loans from banks (Secured)	6,835.00	5,786.31
Vehicle Finance under Hire purchase	10.02	24.43
	<b>6,845.02</b>	<b>5,810.74</b>

**15.1** Term Loans from State Bank Of India in INR , Balance Outstanding is ₹ 1718.38 Lakhs, (Previous Year ₹ 3093.13 Lakhs).

Foreign Currency Term Loan (USD) from State Bank of India, Balance ₹ 2103.40 Lakhs (PY- NIL)

**15.2** Term Loans from HDFC Bank Ltd. INR , Balance Outstanding is ₹ 26.57 Lakhs, (Previous Year ₹ 2914.44 Lakhs)

Foreign Currency Term Loan (USD) from HDFC Bank Ltd., Balance ₹ 2802.27 Lakhs (PY- NIL)

## Notes forming part of the Standalone Financial Statements as at March 31, 2022

- 15.3** Term Loans from AXIS Bank Ltd. INR , Balance Outstanding is ₹ 470.75 Lakhs, (Previous Year ₹ 987.74 Lakhs)  
Foreign Currency Term Loan (USD) from AXIS Bank Ltd., Balance ₹ 1,520.63 Lakhs (PY- NIL)
- 15.4** The above Term Loans are secured by the assets created through the respective loans, including immovable assets of the company situated at Fatehpur Roshnai, Dist Akbarpur, Gajner Road; at D-19 and D-20, Site I Panki Industrial Area, Kanpur and at A1-A2, Site 5 (Udyog Kunj), Panki Industrial Area, Kanpur
- 15.5** The above Term Loans have been guaranteed (Personal) by Chairman Cum Managing Director and Deputy Managing Director.
- 15.6** Vehicle Finance under Hire purchase is Secured by Hypothecation of Vehicles of the company and are repayable over a period of 5 Years.
- The installments due in the succeeding twelve months in respect of the above loans have been classified under Current Liabilities in Note No.18, as 'Current Maturities of Debts'.

### NOTE - 16 : LONG TERM PROVISIONS

(₹ in Lakhs)

Particulars	As at March 31, 2022	As at March 31, 2021
Provisions for Employee Benefit Obligations	700.27	573.85
	<b>700.27</b>	<b>573.85</b>

### NOTE - 17 : DEFERRED TAX LIABILITY (NET)

(₹ in Lakhs)

Particulars	As at March 31, 2022	As at March 31, 2021
<b>1. Deferred Tax Liabilities</b>		
Depreciation and amortisation	2,225.80	1,923.16
<b>2. Deferred Tax Assets</b>		
Employee benefits	(281.34)	(296.59)
MAT Credit Entitlement	-	(98.55)
	<b>1,944.46</b>	<b>1,528.02</b>

### Reconciliation of tax expense and accounting profit multiplies by the domestic tax rate for 31<sup>st</sup> March 2022 and 31<sup>st</sup> March 2021

(₹ in Lakhs)

Particulars	For the Year Ended	
	March 31, 2022	March 31, 2021
Accounting profit before Income Tax	3,657.32	4,357.33
Applicable Tax Rate	29.12%	29.12%
<b>Computed Tax Expense</b>	1,065.01	1,268.85
Adjustment in respect of current income tax of previous years	4.14	12.50
Impact of change in tax rate for calculation of DTA/DTL	-	60.73
Utilisation of unrecognised unabsorbed depreciation/carried forward losses/MAT credit	8.85	21.35
Effect of Non deductible adjustments for tax purposes	23.64	24.58
Income Tax at effective tax rate	<b>1,101.64</b>	<b>1,388.01</b>

# Notes forming part of the Standalone Financial Statements

as at March 31, 2022

## NOTE - 18 : CURRENT LIABILITIES :

### Financial Liabilities

Particulars	(₹ in Lakhs)	
	As at March 31, 2022	As at March 31, 2021
<b>I. Borrowings from Bank</b>		
(1) Working Capital Loans in INR (Refer to Notes 18.1 to 18.6 below)	9,603.36	8,793.87
	<b>9,603.36</b>	<b>8,793.87</b>
<b>II. Current Maturities of :</b>		
(1) Long Term Debt	1,807.00	1,209.00
(2) Finance Lease Obligations on Vehicle	14.40	29.79
	<b>11,424.76</b>	<b>10,032.66</b>

**18.1** Working Capital Loan includes Bill Purchase Account of ₹ 2085.54 Lacs. (Previous Year ₹ 2291.41 Lacs)

**18.2** Working Capital Loans from State Bank of India in INR in Cash Credit (Hypo), Export Packing Credit & Cash Credit(Book Debts), SBI COVID Loan, Balance Outstanding (₹ in Lacs) 6672.45 (previous year (₹ in Lacs) 5787.43).

**18.3** Working Capital Loans from HDFC Bank Limited in INR in Cash Credit (Hypo), Export Packing Credit, Balance Outstanding (₹ in Lacs) ₹ 234.36 (previous year (₹ in Lacs) ₹ 492.78).

**18.4** Working Capital Loans from AXIS Bank Limited in INR in Cash Credit (Hypo), Export Packing Credit, Balance Outstanding (₹ in Lacs) ₹ 186.88 (previous year (₹ in Lacs) NIL).

**18.5** Working Capital Loans in INR from State Bank of India in Cash Credit Limits under E-DFS Scheme, Balance Outstanding of (₹ in Lacs) 424.13 (previous year (₹ in Lacs) 222.25) Consignment Stockist (IOCL) Division.

**18.6** The working capital limits (total sanctioned limit ₹ 140 Cr.) is under a consortium arrangement, with State Bank of India being the lead bank. The loans are secured by hypothecation of stocks of Raw Materials, Goods in Process, Finished Goods, Spares, Book Debts, Export Documents etc.. The immovable properties of the company are held as collateral security by the Consortium.

**18.7** The above Working Capital Loans have been guaranteed (Personal) by Chairman Cum Managing Director and Deputy Managing Director.

## NOTE - 19 : TRADE PAYABLES

Particulars	(₹ in Lakhs)	
	As at March 31, 2022	As at March 31, 2021
1. Trade Payable for purchase of Raw Material & Store, Spares (Refer Note 19.1 Below)	633.49	1,004.47
2. Trade Payable for Services Received	877.81	678.31
	<b>1,511.30</b>	<b>1,682.78</b>
As regards the disclosure requirements under the Micro, Small & Medium Enterprises Development Act, 2006, and Schedule III of the Companies Act, 2013, it may be mentioned that the company had called for information and details from its 'Suppliers' regarding their registration status and classification under the Act as Medium, Small or Micro enterprises. Based on the information received upto the date of these Financial Statements, the Trade Payables are classified as under:		
Amount due to Suppliers being Micro and Small Enterprises	82.63	112.68
Amount due to Others	1,428.67	1,570.10
	<b>1,511.30</b>	<b>1,682.78</b>

**19.1** (Including (₹ in Lacs) 274.83 (Previous Year ₹ 201.51 in Lacs) of Consignment Stockist (IOCL) Division.

# Notes forming part of the Standalone Financial Statements

as at March 31, 2022

## Trade Payable Ageing Schedule

(₹ in Lakhs)

Particulars		Outstanding for following periods from the date of the transaction				Total
		Less than 1 Year	1-2 years	2-3 years	More than 3 years	
(i) MSME	CY	82.63	-	-	-	82.63
	PY	112.68	-	-	-	112.68
(ii) Others	CY	1,425.47	3.20	-	-	1,428.67
	PY	1,569.89	0.21	-	-	1,570.10
(iii) Disputed dues – MSME	CY	-	-	-	-	-
	PY	-	-	-	-	-
(iv) Disputed dues – Others	CY	-	-	-	-	-
	PY	-	-	-	-	-
<b>Total</b>	CY	<b>1,508.10</b>	<b>3.20</b>	<b>-</b>	<b>-</b>	<b>1,511.30</b>
	PY	<b>1,682.57</b>	<b>0.21</b>	<b>-</b>	<b>-</b>	<b>1,682.78</b>

## NOTE - 20 : PROVISIONS

(₹ in Lakhs)

Particulars	As at March 31, 2022	As at March 31, 2021
1. Provision for Quality Claim	66.52	57.48
2. Employee Benefits (Leave Wages/Bonus/Gratuity)	512.62	467.02
	<b>579.14</b>	<b>524.50</b>

## NOTE - 21 : OTHER CURRENT LIABILITIES

(₹ in Lakhs)

Particulars	As at March 31, 2022	As at March 31, 2021
1. Advances From Customers & Others	172.56	434.68
2. TDS Payable	36.59	32.75
3. Unpaid Dividend	55.79	51.11
4. Unpaid-salary & wages	276.08	242.43
5. Payables in respect of Capital Goods	19.19	26.15
6. Retention Money From Supplier	1.00	147.95
7. Outstanding Liabilities	568.99	741.25
	<b>1,130.20</b>	<b>1,676.32</b>

## Notes forming part of the Standalone Financial Statements as at March 31, 2022

### NOTE - 22 : REVENUE FROM OPERATIONS

(₹ in Lakhs)

Particulars	For the Year ended March 31, 2022	For the Year ended March 31, 2021
<b>(I) Sale of Products</b>		
(i) Plastic Products(Indigenous)	15,191.04	7,875.04
(ii) Plastic Products (Export)	44,534.78	34,601.58
(iii) By-Products	1,287.32	785.13
	<b>61,013.14</b>	<b>43,261.75</b>
<b>(II) Sale - Trading of Stock -in-Trade</b>		
(i) Plastic Granules/ Others	3,870.91	2,900.60
(ii) Merchant Exports	73.85	229.61
	<b>3,944.76</b>	<b>3,130.21</b>
<b>(III) Other Operating Revenue</b>		
(i) Commission received(on Consignment Stock sales IOCL)	103.17	91.47
(ii) Sale of scrap	125.09	103.17
	<b>228.26</b>	<b>194.64</b>
<b>Total Revenue From Operations (I+II+III)</b>	<b>65,186.16</b>	<b>46,586.60</b>
Less : Goods & Service Tax	2,678.82	1,422.23
	<b>62,507.34</b>	<b>45,164.37</b>

### NOTE - 23 : OTHER INCOME

(₹ in Lakhs)

Particulars	For the Year ended March 31, 2022	For the Year ended March 31, 2021
(i) Export Incentives (Focus Market/Product scheme)	160.11	27.35
(ii) Miscellaneous income	9.28	7.73
(iii) Interest Received	125.47	115.78
(iv) Net Gain on Foreign Exchange Fluctuation	971.87	583.58
(v) Profit on Sale of Investment	0.32	15.66
(vi) Gain on revaluation of Investments	0.34	1.76
	<b>1,267.39</b>	<b>751.86</b>

### NOTE - 24 : COST OF THE MATERIALS CONSUMED

(₹ in Lakhs)

Particulars	For the Year ended March 31, 2022	For the Year ended March 31, 2021
Opening Stock :		
Raw Materials	3,107.69	1,190.89
Add : Purchases	37,429.30	25,842.45
Less : Closing Stock	5,081.62	3,107.69
<b>Materials Consumed</b>	<b>35,455.37</b>	<b>23,925.65</b>

# Notes forming part of the Standalone Financial Statements

as at March 31, 2022

## NOTE - 25 : PURCHASE OF STOCK IN TRADE

(₹ in Lakhs)

Particulars	For the Year ended March 31, 2022	For the Year ended March 31, 2021
Purchase of Plastic Granules / Others	3,760.94	2,687.65
	<b>3,760.94</b>	<b>2,687.65</b>

## NOTE - 26 : CHANGES IN INVENTORIES

(₹ in Lakhs)

Particulars	For the Year ended March 31, 2022	For the Year ended March 31, 2021
Opening Stock :		
Goods in Process	2,619.04	1,892.92
Finished Goods	1,852.12	1,137.88
Less : Closing Stock		
Goods in Process	2,964.68	2,619.04
Finished Goods (Includes Goods in Transit)	2,887.18	1,852.12
<b>(Increase) Decrease in Stock</b>	<b>(1,380.70)</b>	<b>(1,440.36)</b>

## NOTE - 27 : EMPLOYEE BENEFITS EXPENSES

(₹ in Lakhs)

Particulars	For the Year ended March 31, 2022	For the Year ended March 31, 2021
(i) Salaries, Wages ,Bonus & Others	3,532.54	3,077.69
(ii) Contribution to Provident and other Funds	211.53	179.12
(iii) Staff welfare expenses	534.36	377.87
(iv) Directors' Remuneration	232.93	214.76
(v) Directors' Commission	191.70	228.52
	<b>4,703.06</b>	<b>4,077.96</b>

## NOTE - 28 : OTHER EXPENSES

(₹ in Lakhs)

Particulars	For the Year ended March 31, 2022	For the Year ended March 31, 2021
Stores and Spares Consumed	1,241.77	819.55
Power and Fuel	2,393.35	2,258.81
Other Direct Expenses	4,070.90	3,254.03
Repairs and Maintenance		
- Building	139.58	118.47
- Plant and Machinery	80.92	65.31
- Others	57.06	42.05
Advertisement and Publicity	8.12	5.96
Traveling and Conveyance		
- Directors' Traveling including Foreign Travel	11.12	5.02
- Sales Staff	18.28	1.22
- Other	17.61	10.68
Transportation Expenses	216.49	173.26
Selling and Promotional Expenses	193.13	103.18

## Notes forming part of the Standalone Financial Statements

as at March 31, 2022

### NOTE - 28 : OTHER EXPENSES (Contd...)

(₹ in Lakhs)

Particulars	For the Year ended March 31, 2022	For the Year ended March 31, 2021
Freight and Forwarding	5,574.56	2,449.76
Claims and Discount	106.76	111.81
Bad Trade Receivables/Advances Written Off	13.98	393.82
Legal and Professional	279.10	127.98
Meeting, Recruitment & Training Expenses	22.33	16.98
Printing and Stationery/ Books and Periodicals	39.54	31.14
Vehicle Maintenance	42.36	30.80
Rent	63.30	22.79
Rates and taxes	35.32	32.82
Corporate Social Responsibility	49.90	50.27
Communication Expenses	50.21	37.71
Auditors' Remuneration		
Audit Fees	7.00	7.00
Tax & GST Audit Fees	1.00	2.00
Services for Tax matter	-	1.30
Subscription and Memberships	9.68	7.56
Insurance Expenses	250.52	169.69
Directors' Sitting Fees	12.88	8.37
Miscellaneous Expenses	14.57	45.89
Loss on disposal of Fixed Assets	30.73	11.38
	<b>15,052.07</b>	<b>10,416.61</b>

### NOTE - 29 : FINANCE COSTS

(₹ in Lakhs)

Particulars	For the Year ended March 31, 2022	For the Year ended March 31, 2021
(i) Interest to Bank & others	1,262.20	769.74
(ii) Bank Charges	153.12	147.39
	<b>1,415.32</b>	<b>917.13</b>

# Notes forming part of the Standalone Financial Statements

## as at March 31, 2022

### NOTE - 30 : DIVIDEND

The Company recognizes a liability to make payment of dividend to owners of equity when the distribution is authorized and is no longer at the discretion of the Company and is declared by the shareholders. A corresponding amount is recognised directly in equity.

The dividends paid in the years reported in these financial statements are duly disclosed in the Statement of changes in Equity of the year in which payment has been made, irrespective of the year in which the same were proposed.

Dividends paid during the year ended March 31, 2022 include an amount of ₹ 1.80 per equity share towards final dividend for the year ended March 31, 2021 & an amount of ₹ 1.00 per equity share towards Interim dividend for the year ended March 31, 2022.

Dividends declared by the Company are based on the profit available for distribution. The Board of Directors of the Company have proposed a final dividend of ₹ 1.20 per share in respect of the year ended March 31, 2022. The proposal is subject to the approval of shareholders at the Annual General Meeting, and if approved, would result in a cash outflow of approximately ₹ 257.60 Cr.

### NOTE - 31 : SEGMENT REPORTING

The segment reporting of the Company has been prepared in accordance with Ind AS-108, "Operating Segment" (specified under section 133 of the Companies Act, 2013, read with Rule 7 of Companies (Accounts) Rules, 2015). For management purposes, the company is organized into business segment based on its products and services and has three reportable segments as follows:

#### a) Operating Segments

Plastic Division : Domestic and Export sale of manufactured and traded plastic products

Consignment Stockist : Consignment Stockist for Indian Oil Corporation Ltd.

Solar Power Division : Generation and supply of power. The same is consumed by the company in its manufacturing operations.

#### b) Summary of Segmental Information

(₹ in Lakhs)

Particulars	Plastic Division		Consignment Stockist		Solar Power Division		Total Operations	
	31.03.2022	31.03.2021	31.03.2022	31.03.2021	31.03.2022	31.03.2021	31.03.2022	31.03.2021
1. Segment Revenue	62,404.17	45,072.90	103.17	91.47	38.99	40.84	62,546.33	45,205.21
Less: Inter Segment Revenue							-	-
<b>Net Sales/Income from Operations</b>	<b>62,404.17</b>	<b>45,072.90</b>	<b>103.17</b>	<b>91.47</b>	<b>38.99</b>	<b>40.84</b>	<b>62,546.33</b>	<b>45,205.21</b>
2. Other Revenue	1,157.08	679.80	110.31	72.06	-	-	1,267.39	751.86
<b>Total Income</b>	<b>63,561.25</b>	<b>45,752.70</b>	<b>213.48</b>	<b>163.53</b>	<b>38.99</b>	<b>40.84</b>	<b>63,813.72</b>	<b>45,957.07</b>
3. Segment Results (Profit Before Tax and Interest)	4,930.49	5,179.75	171.77	126.87	21.13	23.66	5,123.39	5,330.28
Less: Unallocated Interest Finance Charges	1,392.09	895.14	23.23	21.99	-	-	1,415.32	917.13
<b>Total Profit before tax</b>	<b>3538.40</b>	<b>4,284.61</b>	<b>148.54</b>	<b>104.88</b>	<b>21.13</b>	<b>23.66</b>	<b>3708.07</b>	<b>4,413.15</b>
4. Capital Employed (Segment Assets - Segment Liabilities)	17,565.18	15,221.86	73.47	248.47	265.48	278.86	17,904.12	15,749.19
5. Segment Assets	41,772.71	37,371.84	-	-	266.56	279.98	42,039.27	37,651.82
6. Depreciation	1,047.18	905.61	-	-	13.43	12.83	1,060.60	918.44



## Notes forming part of the Standalone Financial Statements as at March 31, 2022

### c) The assets and liabilities as mentioned in the Balance Sheet include the following amounts as related to Consignment Stockist Division of the Company

Particulars	(₹ in Lakhs)	
	2021-22	2020-21
i. Trade Receivables	764.84	668.68
ii. Cash & Bank Balances	0.22	0.62
iii. Short Term Loans & Advances	7.36	2.93
iv. Net Inter Branch Balances	73.47	248.47
v. Trade Payable	274.83	201.51
vi. Other Current Liabilities	-	-
Vii. Short Term Borrowings	424.12	222.25

### d) The assets and liabilities as mentioned in the Balance Sheet include the following amounts as related to Solar Power Division of the Company

Particulars	(₹ in Lakhs)	
	2021-22	2020-21
I. Property, Plant And Equipment	266.56	279.98
ii. Trade Receivables	-	-
iii. Cash & Bank Balances	-	-
iv. Other Current Assets	0.11	0.07
v. Net Inter Branch Balances	265.48	278.86
vi. Trade Payable	0.87	0.87
vii. Other Current Liabilities	0.32	0.32
Viii. Long Term Borrowings	-	-

### NOTE - 32 : EARNING PER SHARE

Earning per Share (EPS) is computed in accordance with Ind-AS – 33- "Earning Per Share" (specified under Section 133 of the Companies Act, 2013, read with Rule 7 of Companies (Accounts) Rules, 2015).

Particulars	(₹ in Lakhs)	
	As at March 31, 2022	As at March 31, 2021
<b>Basic Earning Per Share</b>		
Numerator of EPS		
Net Profit after Tax (As per Profit/ Loss Account after adjustment for preference dividend and Tax thereon)	2,621.21	3,034.06
Denominator of EPS		
Weighted Average Number of equity share of ₹ 10/- each ##	21466758	21466758
<b>Basic Earnings per share</b>	<b>12.21</b>	<b>14.13</b>
<b>Diluted Earning Per Share</b>		
Numerator of EPS	2,621.21	3,034.06
Net Profit after Tax (As per Profit/ Loss Account after adjustment for preference dividend and Tax thereon)		
Denominator of EPS		
Weighted Average Number of equity share of ₹ 10/- each **	21466758	21466758
<b>Diluted Earning per Share</b>	<b>12.21</b>	<b>14.13</b>

## The number of partly paid up shares outstanding during the preceding year has been adjusted for the paid up value for the relevant period.

\*\* The Weighted average number of shares have been worked out on the basis of number of days for which the same were outstanding during the preceding year.

# Notes forming part of the Standalone Financial Statements

as at March 31, 2022

## NOTE - 33 : CONTINGENT LIABILITIES

(₹ in Lakhs)

Particulars	2021-2022	2020-2021
Counter Guarantees given to Bank for issue of performance guarantees by Bank.	662.22	448.25
Legal Undertakings submitted to DGFT under duty exemption Scheme for duty free import of raw materials (to the extent of obligations upto the reporting date)	1,508.60	2,557.45
Labour cases pending with Labour Courts / High Court	12.00	10.00

## NOTE - 34 : RELATED PARTY DISCLOSURES

### Disclosure of transactions with related parties as required by IND Accounting Standard 24 (As identified by the management)

The company's related party transactions during the year and outstanding balances as on 31.03.2022 are as under:

### Disclosures related to Key Managerial Person(s) of Entity/Parent Entity:

(₹ in Lakhs)

Name	Relationship	Nature of Transactions	Amount of Transactions
Mahesh Swarup Agarwal	Chairman Emeritus (Upto May 22)	Remuneration	28.00
Mahesh Swarup Agarwal	Chairman Emeritus (Upto May 22)	Sitting Fee	0.23
Manoj Agarwal	Chairman Cum Managing Director	Remuneration	173.04
Shashank Agarwal	Deputy Managing Director	Remuneration	159.95
Sunil Mehta	Executive Director	Remuneration	56.45
Usha Agarwal	Non Executive Director	Rent	7.20
Usha Agarwal	Non Executive Director	Sitting Fee	1.20
Prem Singh Khamesra	Independent Director	Sitting Fee	2.23
Subodh Kumar	Independent Director	Sitting Fee	2.43
Ram Gopal Bagla	Independent Director	Sitting Fee	2.50
Akshay Kumar Gupta	Independent Director	Sitting Fee	2.18
Dharam Bir Prasad	Independent Director	Sitting Fee	2.13
Vishal Jain	Chief Financial Officer	Remuneration	34.36
Ankur Srivastava	Company Secretary	Remuneration	16.04

### Disclosures related to Entity(s) which are controlled/significant influenced by Director(s)/KMP(s) of Reporting Enterprise:

(₹ in Lakhs)

NAME	NATURE OF TRANSACTIONS	AMOUNT OF TRANSACTIONS
KPL Training And Skill Development Center	CSR Expenses	-
Valex Ventures Limited	Sales	427.03
KSM Exports Limited	Rent Paid	24.00
KSM Exports Limited	Rent Received	0.24
MSA Investment & Trading Company Pvt Ltd	Rent Paid	6.00
MSA Investment & Trading Company Pvt Ltd	Rent Received	0.24
KPL Packaging Pvt Ltd	Rent Paid	4.80
KPL Packaging Pvt Ltd	Rent Received	0.12
Raghushree Earning Solutions LLP	No Transaction	-

# Notes forming part of the Standalone Financial Statements

as at March 31, 2022

## Disclosures of Subsidiary Companies

			(₹ in Lakhs)
Name	Relationship	Nature of Transactions	Amount of Transactions
Bright Choice Ventures Private Limited	- Wholly Owned Subsidiary	Convertible Preference Shares	240.00
Kanplas Earning Solutions Private Limited	- Wholly Owned Subsidiary	Equity Shares	25.00

## Disclosures of Relatives of Directors

			(₹ in Lakhs)
Name	Relationship	Nature of Transactions	Amount of Transactions
Mahesh Swarup Agarwal	- Relative of Director	Other Services	15.00
Manjari Agarwal	- Relative of Director	-	-

## Details of Transactions Nature

Particulars	Key Managerial Personnel		Subsidiary Company / Associate Company / Entities Controlled by Director(s)		Relatives of Directors	
	31.03.2022	31.03.2021	31.03.2022	31.03.2021	31.03.2022	31.03.2021
	Remuneration/ Others	467.83	483.49	-	-	15.00
Sitting Fees	12.88	8.37	-	-	-	-
Rent paid	7.20	6.60	34.80	21.50	-	-
Rent received	-	-	0.60	0.60	-	-
Sales made by the Company	-	-	427.03	182.00	-	-
Share Capital of Subsidiary Company	-	-	265.00	200.00	-	-
CSR Expenses	-	-	-	-	-	-

## NOTE - 35 : CORPORATE SOCIAL RESPONSIBILITY EXPENSES

Pursuant to the requirement of Section 135 of the Companies Act, 2013, CSR committee has been formed by the Company. The primary function of the CSR Committee is to assist the Board of Directors in formulating a CSR Policy and review the implementation and progress of the same from time to time. The CSR Policy focuses on providing medical facilities to the under-privileged and also development and improvement of community areas designated by the Local authorities. The aim is to better the standards of living for the community as a whole.

		₹ in Lakhs	
Particulars	2021-2022	2020-2021	
Amount required to be spent by the company during the year	48.07	35.55	
Amount of expenditure incurred on:			
- Construction / acquisition of any asset			
- On purposes other than above	49.90	50.27	
Shortfall at the end of the year	-1.83	-14.72	
Total of previous years shortfall			
Reasons for shortfall	N.A	N.A	
Nature of CSR activities: Development of community park, contribution towards medical facilities and infrastructure including COVID-19 relief, free check up camps, charity clinic etc.			

# Notes forming part of the Standalone Financial Statements

as at March 31, 2022

## NOTE - 36 : EMPLOYEE BENEFITS- DEFINED BENEFIT PLANS

### (a) Reconciliation of opening and closing balances of Defined Benefit Obligation

(₹ in Lakhs)

Particulars	Year ended March 31, 2022	Year ended March 31, 2021
Present value of defined benefit obligation at the beginning of the year	671.79	580.92
Obligation assumed on acquisition of business	-	-
Interest expense	46.42	38.75
Current Service Cost	81.55	71.22
Benefit paid	(67.62)	(62.33)
Remeasurement of (gain)/loss recognised in other comprehensive income	50.74	43.23
Actuarial changes arising from changes in financial assumptions	-	-
Actuarial changes arising from changes in experience adjustments	-	-
<b>Defined Benefit Obligation at year end</b>	<b>782.88</b>	<b>671.79</b>

### (b) Net Defined Benefit asset/ (liability) recognised in the balance sheet

(₹ in Lakhs)

Particulars	Year ended March 31, 2022	Year ended March 31, 2021
Fair value of plan assets	-	-
Present Value of Defined Benefit Obligation	782.88	671.79
<b>Amount recognised in balance sheet - Asset/(liability)</b>	<b>(782.88)</b>	<b>(671.79)</b>

### (c) Net defined benefit expense (recognised in the Statement of Profit or loss for the year)

(₹ in Lakhs)

Particulars	Year ended March 31, 2022	Year ended March 31, 2021
Current Service Cost	81.55	71.21
Net Interest Cost	46.42	38.75
<b>Net defined benefit expense debited to statement of profit and loss for the year</b>	<b>127.97</b>	<b>109.96</b>

### (d) Remeasurement (gain)/loss recognised in other comprehensive income

(₹ in Lakhs)

Particulars	For the Year ended March 31, 2022	For the Year ended March 31, 2021
Actuarial changes arising from demographic assumptions	-	-
Actuarial changes arising from financial assumptions	75.41	35.11
Actuarial changes arising from changes in experience adjustments	(24.66)	8.11
Return on plan assets excluding interest income	-	-
<b>Recognised in other comprehensive income - (Gain)/ Loss</b>	<b>50.75</b>	<b>43.23</b>

# Notes forming part of the Standalone Financial Statements

as at March 31, 2022

## NOTE - 37 : RATIO

(₹ in Lakhs)

Particulars	Formula	Current Period		Previous Period		Current Period	Previous Period	% Variance	Reason for variance
		Numerator	Denominator	Numerator	Denominator				
(a) Current ratio	Current Assets / Current Liabilities	18,923.35	14,645.40	17,654.94	13,990.02	1.29	1.26	2%	-
(b) Debt-equity ratio	Total Term Liabilities / Total Net Worth	8,666.42	17,904.12	7,049.53	15,749.19	0.48	0.45	8%	-
(c) Debt service coverage ratio	EBITDA / Interest on Long Term Borrowing + Current Maturities of Long Term Borrowings	5,454.96	2,507.69	5,778.64	1,685.84	2.18	3.43	-37%	Decrease in net profit ratio vis-à-vis the preceding year and higher repayments of principal portion of the loan in the CY as per terms of sanction
(d) Return on equity ratio	PAT *100 / Average Shareholder's Equity	2,621.21	16,826.66	3,034.06	14,302.99	15.58	21.21	-27%	Fall in net profit ratio as worked out in (i) below.
(e) Inventory turnover ratio	Net Sales / Average Inventory	62,507.34	10,990.38	45,164.37	7,530.89	5.69	6.00	-5%	-
(f) Trade receivables turnover ratio	Net Sales / Average Debtors	62,507.34	5,832.51	45,164.37	4,732.80	10.72	9.54	12%	-
(g) Trade payables turnover ratio	Net Purchases / Average Creditors	41,190.24	1,597.04	28,530.10	1,124.82	25.79	25.36	2%	-
(h) Net capital turnover ratio	Net Sales / Working Capital	62,507.34	3,258.72	45,164.37	3,664.92	19.18	12.32	56%	Increase in Sales
(i) Net profit ratio	Net Profit *100 / Net Sales	2,621.21	62,507.34	3,034.06	45,164.37	4.19	6.72	-38%	1. Decrease in Gross profit ratio due to high raw material cost 2. Increase in insurance and overseas freight and shipping costs.
(j) Return on capital employed	EBITDA *100 / Capital Employed	5,454.96	26,693.60	5,778.64	23,087.95	20.44	25.03	-18%	-
(k) Return on investment	Return on Investment / Average Investment	0.66	27.71	17.42	30.88	2.38	56.42	-96%	In PY ₹12.33/- was earned on Zero coupon Bond, which were matured in the said year. The company did not make any significant redemptions during the current year.

# Notes forming part of the Standalone Financial Statements

as at March 31, 2022

## Notes-:

Particulars		Current Year	Previous Year
i) <b>Total Term Liabilities :</b>	Long Term Borrowings	6,845.02	5,810.74
	Current Maturities of Long Term Borrowings	1,821.40	1,238.79
		<b>8,666.42</b>	<b>7,049.53</b>
ii) <b>EBIDTA :</b>	Profit/(Loss) before Tax	3,708.07	4,413.15
	Depreciation, Amortisation and Impairment expense	1,060.60	918.44
	Interest on Long Term Borrowing	686.29	447.05
	<b>5,454.96</b>	<b>5,778.64</b>	
iii) <b>Average Shareholder's Equity:</b>	Opening Shareholder's Equity	15,749.19	12,856.80
	Closing Shareholder's Equity	17,904.12	15,749.19
		<b>16,826.66</b>	<b>14,302.99</b>
iv) <b>Average Inventory :</b>	Opening Inventory	10,261.86	4,799.92
	Closing Inventory	11,718.90	10,261.86
		<b>10,990.38</b>	<b>7,530.89</b>
v) <b>Average Debtors :</b>	Opening Debtors	5,552.65	3,912.95
	Closing Debtors	6,112.36	5,552.65
		<b>5,832.51</b>	<b>4,732.80</b>
vi) <b>Net Purchases :</b>	Purchases of RM	37,429.30	25,842.45
	Purchase Of Stock In Trade	3,760.94	2,687.65
		<b>41,190.24</b>	<b>28,530.10</b>
vii) <b>Average Debtors :</b>	Opening Creditors	1,682.78	566.86
	Closing Creditors	1,511.30	1,682.78
		<b>1,597.04</b>	<b>1,124.82</b>
viii) <b>Working Capital :</b>	Current Assets	17,904.12	17,654.94
	Current Liabilities	14,645.40	13,990.02
		<b>3,258.72</b>	<b>3,664.92</b>
ix) <b>Capital Employed :</b>	Net Worth	17,904.12	15,749.19
	Long Term Borrowing	6,845.02	5,810.74
	Deferred Tax Liability	1,944.46	1,528.02
	<b>26,693.60</b>	<b>23,087.95</b>	
x) <b>Average Investment :</b>	Opening Investment	38.01	23.74
	Closing Investment	17.40	38.01
		<b>27.71</b>	<b>30.88</b>

# Notes forming part of the Standalone Financial Statements

as at March 31, 2022

## NOTE - 38 : QUANTITATIVE DISCLOSURES OF FAIR VALUE MEASUREMENT HIERARCHY FOR ASSETS AS AT MARCH, 31, 2022

(₹ in Lakhs)

Particulars	CARRYING VALUE March 31, 2022	FAIR VALUE		
		LEVEL 1	LEVEL 2	LEVEL 3
<b>Financial Assets Measured at Fair Value</b>				
<b>Investments Measured at</b>				
(i) Fair Value Through Other Comprehensive Income	-	-	-	-
(ii) Fair Value Through Profit & Loss				
Investment Property	-	-	-	-
Non Current Financial Investment	764.98	-	-	764.98
Current Financial Investment	17.40	17.40	-	-
<b>Financial Assets Measured At Amortised Cost</b>				
Other Non Current Assets	887.21	-	-	887.21
Other Non Current Financial Assets	303.96	-	-	303.96
Trade Receivables	6,112.36	-	-	6,112.36
Cash & Cash Equivalents	23.15	-	-	23.15
Other Bank Balances	252.25	-	-	252.25
Other Current Financial Assets	755.68	-	-	755.68
<b>Financial Liabilities Measured At Amortised Cost</b>				
<b>Non Current Financial Liabilities</b>				
Borrowings	6,845.02	-	-	6,845.02
Other Financial Liabilities	-	-	-	-
<b>Current Financial Liabilities</b>				
Borrowings	11,424.76	-	-	11,424.76
Trade Payables	1,511.30	-	-	1,511.30
Other Financial Liabilities	-	-	-	-
Other Current Liabilities	1,130.20	-	-	1,130.20

(₹ in Lakhs)

Particulars	CARRYING VALUE March 31, 2021	FAIR VALUE		
		LEVEL 1	LEVEL 2	LEVEL 3
<b>Financial Assets Measured at Fair Value</b>				
<b>Investments Measured at</b>				
(i) Fair Value Through Other Comprehensive Income	-	-	-	-
(ii) Fair Value Through Profit & Loss				
Investment Property	-	-	-	-
Non Current Financial Investment	499.98	-	-	499.98
Current Financial Investment	38.01	38.01	-	-
<b>Financial Assets Measured At Amortised Cost</b>				
Other Non Current Assets	474.42	-	-	474.42
Other Non Current Financial Assets	302.79	-	-	302.79
Trade Receivables	5,552.65	-	-	5,552.65
Cash & Cash Equivalents	284.12	-	-	284.12
Other Bank Balances	145.28	-	-	145.28
Other Current Financial Assets	1,373.02	-	-	1,373.02

# Notes forming part of the Standalone Financial Statements

as at March 31, 2022

## NOTE - 38 : QUANTITATIVE DISCLOSURES OF FAIR VALUE MEASUREMENT HIERARCHY FOR ASSETS AS AT MARCH, 31, 2022 (Contd..)

(₹ in Lakhs)

Particulars	CARRYING VALUE March 31, 2021	FAIR VALUE		
		LEVEL 1	LEVEL 2	LEVEL 3
<b>Financial Liabilities Measured At Amortised Cost</b>				
<b>Non Current Financial Liabilities</b>				
Borrowings	5,810.74	-	-	5,810.74
Other Financial Liabilities	-	-	-	-
<b>Current Financial Liabilities</b>				
Borrowings	10,032.66	-	-	10,032.66
Trade Payables	1,682.78	-	-	1,682.78
Other Financial Liabilities	-	-	-	-
Other Current Liabilities	1,676.32	-	-	1,676.32

**Note:** the company has disclosed financial instruments such as cash & cash equivalents, other bank balances, trade receivables, trade payables, bank overdrafts and other current liabilities at carrying amount value because their carrying amounts are a reasonable approximation of the fair values due to the short term maturities of these instruments.

The accompanying schedules form an integral part of these financial statements.

As per our report of even date attached

For and on behalf of the Board of Directors

For **Rajiv Mehrotra & Associates**  
Chartered Accountants  
Firm Regd. No.: 002253C

**Vishal Jain**  
Chief Financial Officer

**Manoj Agarwal**  
Chairman cum Managing Director  
(DIN : 00474146)

**Rajiv Mehrotra**  
Partner  
Membership No.: 071428  
Place: Kanpur  
Date: 23.05.2022

**Ankur Srivastava**  
Company Secretary

**Shashank Agarwal**  
Deputy Managing Director  
(DIN : 02790029)



# Independent Auditors' Report

To  
The Members of  
**Kanpur Plastipack Limited**

## REPORT ON THE AUDIT OF THE CONSOLIDATED FINANCIAL STATEMENTS

### OPINION

We have audited the Consolidated Financial Statements of **Kanpur Plastipack Limited** (hereinafter referred to as the 'Holding Company') and its subsidiaries, (Holding Company and its subsidiaries together referred to as "the Group"), which comprise the Consolidated Balance Sheet as at 31 March 2022, the Consolidated Statement of Profit and Loss (including other comprehensive income), Consolidated Statement of Changes in Equity and Consolidated Statement of Cash Flows for the year then ended, and notes to the Consolidated financial statements, including a summary of significant accounting policies and other explanatory information (hereinafter referred to as "the Consolidated financial statements").

In our opinion and to the best of our information and according to the explanations given to us, the aforesaid Consolidated Financial Statements give the information required by the Companies Act, 2013 ("the Act") in the manner so required and give a true and fair view in conformity with the accounting principles generally accepted in India, of the consolidated state of affairs of the Group as at 31 March 2022, and consolidated group profit (including other comprehensive income), its consolidated changes in equity and its consolidated cash flows for the year ended on that date.

### BASIS FOR OPINION

We conducted our audit of the consolidated financial statements in accordance with the Standards on Auditing ("SA"s) specified under section 143(10) of the Act. Our responsibilities under those Standards are further described in the Auditor's Responsibilities for the Audit of the Consolidated Financial Statements section of our report. We are independent of the Group in accordance with the Code of Ethics issued by the Institute of Chartered Accountants of India ("ICAI") together with the ethical requirements that are relevant to our audit of the consolidated financial statements under the provisions of the Act and the Rules made thereunder, and we have fulfilled our other ethical responsibilities in accordance with these requirements and the ICAI's Code of Ethics. We believe that the audit evidence obtained by us is sufficient and appropriate to provide a basis for our audit opinion on the consolidated financial statements.

### KEY AUDIT MATTERS

Key audit matters ('KAM') are those matters that, in our professional judgment, were of most significance in our audit of the Consolidated financial statements of the current period. These matters were addressed in the context of our audit of the Consolidated financial statements as a whole, and in forming our opinion thereon, and we do not provide a separate opinion on these matters.

#### 1. Impact of the Russia-Ukraine war on the Company's Trade Receivables from the EU region:

The sudden launch of the military operation by Russia to invade Ukraine on 24.02.2022 has resulted in further uncertainty with respect to global demand/supply, economic growth, global logistics etc. Since the company is primarily engaged in exports and has substantial exports and trade receivables from the EU region, the impact of the said armed conflict on recoverability of the trade receivables and also future business outlook of the company was identified as a key audit matter and required a higher extent of audit effort.

#### How our audit addressed the key audit matter

For the matter referred to above, our procedures included, among others, verification and recovery pattern of all material export receivables upto the date of completion of our audit, obtaining third party confirmations, other relevant documentation/correspondence, including correspondence with Banks, customers, on-going/pending export orders and shipments to the various parties, assessing management's conclusions etc. in view of the laid down accounting and measurement principles.

### INFORMATION OTHER THAN THE FINANCIAL STATEMENTS AND AUDITORS' REPORT THEREON

The Holding Company's Board of Directors is responsible for the preparation of the other information. The other information comprises the information included in the Management Discussion and Analysis, Board's Report including Annexures to Board's Report, Business Responsibility Report, Corporate Governance and Shareholder's Information, but does not include the consolidated financial statements, standalone financial statements and our auditor's report thereon.

Our opinion on the consolidated financial statements does not cover the other information and we do not express any form of assurance conclusion thereon.

In connection with our audit of the consolidated financial statements, our responsibility is to read the other information, consider whether the other information is materially inconsistent with the consolidated financial statements or our knowledge obtained during the course of our audit or otherwise appears to be materially misstated.

If, based on the work we have performed, we conclude that there is a material misstatement of this other information, we are required to report that fact. We have nothing to report in this regard.

### MANAGEMENT'S RESPONSIBILITY FOR THE CONSOLIDATED FINANCIAL STATEMENTS

The Holding Company's management and Board of Directors are responsible for the matters stated in Section 134(5) of the Act with respect to the preparation of these Consolidated financial statements that give a true and fair view of the consolidated state of affairs, consolidated profit (including other comprehensive income), consolidated changes in equity and consolidated cash flows of the Group in accordance with the accounting principles generally accepted in India, including the Indian Accounting Standards (Ind AS) specified under Section 133 of the Act. The respective management and Board of Directors of the entities included in the Group are responsible for maintenance of adequate accounting records in accordance with the provisions of the Act for safeguarding the assets of each entity and for preventing and detecting frauds and other irregularities; the selection and application of appropriate accounting policies; making judgments and estimates that are reasonable and prudent; and the design, implementation and maintenance of adequate internal financial controls that were operating effectively for ensuring the accuracy and completeness of the accounting records, relevant to the preparation and presentation of the consolidated financial statements that give a true and fair view and are free from material misstatement, whether due to fraud or error, which have been used for the purpose of preparation of the consolidated financial statements by the management and Board of Directors of the Holding Company, as aforesaid.

In preparing the consolidated financial statements, the respective management and Board of Directors of the entities included in the Group are responsible for assessing the ability of each entity to continue as a going concern, disclosing, as applicable, matters related to going concern and using the going concern basis of accounting unless the respective management and Board of Directors either intends to liquidate the entity or to cease operations, or has no realistic alternative but to do so.

The respective Board of Directors of the entities included in the Group are responsible for overseeing the financial reporting process of each entity.

### AUDITOR'S RESPONSIBILITIES FOR THE AUDIT OF THE CONSOLIDATED FINANCIAL STATEMENTS

Our objectives are to obtain reasonable assurance about whether the consolidated financial statements as a whole are free from material misstatement, whether due to fraud or error, and to issue an auditors' report that includes our opinion.

Reasonable assurance is a high level of assurance, but is not a guarantee that an audit conducted in accordance with SAs will always detect a material misstatement when it exists. Misstatements can arise from fraud or error and are considered material if, individually or in the aggregate, they could reasonably be expected to influence the economic decisions of users taken on the basis of these consolidated financial statements.

As part of an audit in accordance with SAs, we exercise professional judgment and maintain professional scepticism throughout the audit.

We also:

- Identify and assess the risks of material misstatement of the consolidated financial statements, whether due to fraud or error, design and perform audit procedures responsive to those risks, and obtain audit evidence that is sufficient and appropriate to provide a basis for our opinion. The risk of not detecting a material misstatement resulting from fraud is higher than for one resulting from error, as fraud may involve collusion, forgery, intentional omissions, misrepresentations, or the override of internal control.
- Obtain an understanding of internal control relevant to the audit in order to design audit procedures that are appropriate in the circumstances. Under Section 143(3)(i) of the Act, we are also responsible for expressing our opinion on the internal financial controls with reference to the consolidated financial statements and the operating effectiveness of such controls based on our audit.
- Evaluate the appropriateness of accounting policies used and the reasonableness of accounting estimates and related disclosures made by management and Board of Directors of the Holding Company.
- Conclude on the appropriateness of management's and Board of Director's of the Holding Company use of the going concern basis of accounting in preparation of consolidated financial statements and, based on the audit evidence obtained, whether a material uncertainty exists related to events or conditions that may cast significant doubt on the appropriateness of this assumption. If we conclude that a material uncertainty exists, we are required to draw attention in our auditors' report to the related disclosures in the consolidated financial statements or, if such disclosures are inadequate, to modify our opinion. Our conclusions are based on the audit evidence obtained up to the date of our

auditors' report. However, future events or conditions may cause the Group (Holding company and subsidiaries) to cease to continue as a going concern.

- Evaluate the overall presentation, structure and content of the consolidated financial statements, including the disclosures, and whether the consolidated financial statements represent the underlying transactions and events in a manner that achieves fair presentation.
- Obtain sufficient appropriate audit evidence regarding the financial information of such entities within the Group to express an opinion on the consolidated financial statements.

Materiality is the magnitude of misstatements in the consolidated financial statements that, individually or in aggregate, makes it probable that the economic decisions of a reasonably knowledgeable user of the consolidated financial statements may be influenced. We consider quantitative materiality and qualitative factors in (i) planning the scope of our audit work and in evaluating the results of our work; and (ii) to evaluate the effect of any identified misstatements in the consolidated financial statements.

We communicate with those charged with governance of the Holding Company and such other entities included in the consolidated financial statements of which we are the independent auditors regarding, among other matters, the planned scope and timing of the audit and significant audit findings, including any significant deficiencies in internal control that we identify during our audit.

We also provide those charged with governance with a statement that we have complied with relevant ethical requirements regarding independence, and to communicate with them all relationships and other matters that may reasonably be thought to bear on our independence, and where applicable, related safeguards.

From the matters communicated with those charged with governance, we determine those matters that were of most significance in the audit of the consolidated financial statements of the current period and are therefore the key audit matters. We describe these matters in our auditors' report unless law or regulation precludes public disclosure about the matter or when, in extremely rare circumstances, we determine that a matter should not be communicated in our report because the adverse consequences of doing so would reasonably be expected to outweigh the public interest benefits of such communication.

## REPORT ON OTHER LEGAL AND REGULATORY REQUIREMENTS

(A) As required by Section 143(3) of the Act, we report that:

- a) We have sought and obtained all the information and explanations which to the best of our knowledge and

belief were necessary for the purposes of our audit of the aforesaid Consolidated Financial Statements.

- b) In our opinion, proper books of account as required by law relating to preparation of the aforesaid consolidated financial statements have been kept so far as it appears from our examination of those books.
- c) The consolidated balance sheet, the consolidated statement of profit and loss (including other comprehensive income), the consolidated statement of changes in equity and the consolidated statement of cash flows dealt with by this Report are in agreement with the relevant books of account maintained for the purpose of preparation of the consolidated financial statements.
- d) In our opinion, the aforesaid Consolidated financial statements comply with the Ind AS specified under Section 133 of the Act.
- e) On the basis of the written representations received from the directors of the Holding Company as on March 31, 2022 taken on record by the Board of Directors of the Company and the reports of the statutory auditors of its subsidiary companies incorporated in India, none of the directors of the Group companies incorporated in India is disqualified as on March 31, 2022 from being appointed as a director in terms of Section 164 (2) of the Act.
- f) With respect to the adequacy of the internal financial controls with reference to consolidated financial statements of the Holding Company and its subsidiary companies incorporated in India and the operating effectiveness of such controls, refer to our separate report in '**Annexure A**'.
- g) With respect to the other matters to be included in the Auditors' Report in accordance with Rule 11 of the Companies (Audit and Auditor's) Rules, 2014, in our opinion and to the best of our information and according to the explanations given to us:
  - i. The consolidated financial statements disclose the impact of pending litigations as at 31 March 2022 on the consolidated financial position of the Group.
  - ii. The Group did not have any material foreseeable losses on long-term contracts including derivative contracts during the year ended 31 March 2022.
  - iii. There has been no delay in transferring amounts to the Investor Education and Protection Fund by the Holding Company and its subsidiary companies incorporated in India during the year ended 31 March 2022.

- iv. (a) The respective Managements of the Holding Company and its subsidiaries which are companies incorporated in India, whose financial statements have been audited under the Act, have represented to us that, to the best of their knowledge and belief, no funds (which are material either individually or in the aggregate) have been advanced or loaned or invested (either from borrowed funds or share premium or any other sources or kind of funds) by the Holding Company or any of such subsidiaries to or in any other person or entity, including foreign entity ("Intermediaries"), with the understanding, whether recorded in writing or otherwise, that the Intermediary shall, directly or indirectly lend or invest in other persons or entities identified in any manner whatsoever by or on behalf of the Holding Company or any of such subsidiaries ("Ultimate Beneficiaries") or provide any guarantee, security or the like on behalf of the Ultimate Beneficiaries.
- (b) The respective Managements of the Holding Company and its subsidiaries which are companies incorporated in India, whose financial statements have been audited under the Act, have represented to us that, to the best of their knowledge and belief, no funds (which are material either individually or in the aggregate) have been received by the Holding Company or any of such subsidiaries from any person or entity, including foreign entity ("Funding Parties"), with the understanding, whether recorded in writing or otherwise, that the Company or any of such subsidiaries shall, directly or indirectly, lend or invest in other persons or entities identified in any manner whatsoever by or on behalf of the Funding Party ("Ultimate Beneficiaries") or provide any guarantee, security or the like on behalf of the Ultimate Beneficiaries.
- (c) Based on the audit procedures that have been considered reasonable and appropriate in the circumstances performed by us on the Holding Company and its subsidiaries which are companies incorporated in India whose financial statements have been audited under the Act, nothing has come to our notice that has caused us to believe that the representations under sub-clause (i) and (ii) of Rule 11(e), as provided under (a) and (b) above, contain any material misstatement.
- v. As stated in Note 30 to the consolidated financial statements:
- a. The final dividend proposed in the previous year, declared and paid by the Company during the year is in accordance with Section 123 of the Act, as applicable.
- b. The interim dividend declared and paid by the Company during the year and until the date of this report is in compliance with Section 123 of the Act.
- c. The Board of Directors of the Company have proposed final dividend for the year which is subject to the approval of the members at the ensuing Annual General Meeting. The amount of dividend proposed is in accordance with section 123 of the Act, as applicable.
- (B) With respect to the matter to be included in the Auditors' Report under section 197(16):
- In our opinion and according to the information and explanation given to us, the remuneration paid during the current year by the Holding Company and its subsidiaries which are incorporated in India to its directors is in accordance with the provisions of Section 197 of the Act. The remuneration paid to any director by the Holding Company and its subsidiaries which are incorporated in India, is not in excess of the limit laid down under Section 197 of the Act. The Ministry of Corporate Affairs has not prescribed other details under Section 197(16) of the Act which are required to be commented upon by us.
- (C) With respect to the matters specified in paragraphs 3(xii) and 4 of the Companies (Auditor's Report) Order, 2020 (the "Order"/ "CARO") issued by the Central Government in terms of Section 143(11) of the Act, to be included in the Auditor's report, according to the information and explanations given to us, and based on the CARO reports issued by us for the Company and its subsidiaries included in the consolidated financial statements of the Company, to which reporting under CARO is applicable, we report that there are no qualifications or adverse remarks in these CARO reports.

For **RAJIV MEHROTRA & ASSOCIATES**  
CHARTERED ACCOUNTANTS  
FIRM REG.NO.002253C

**RAJIV MEHROTRA**  
(PARTNER)  
M.No.071428

Kanpur, 23<sup>rd</sup> May, 2022

UDIN-22071428AJLFMV1600

# Annexure "A"

## To The Independent Auditors' Report

(Referred to in Para 1 A(f) under 'Report on Other legal and Regulatory Requirements' section of our report of even date)

### REPORT ON THE INTERNAL FINANCIAL CONTROLS UNDER SECTION 143(3)(I) OF THE COMPANIES ACT, 2013 ("THE ACT")

(Report on the Internal Financial Controls with reference to the aforesaid consolidated financial statements under Clause (i) of Sub-section 3 of Section 143 of the Companies Act, 2013 ("the Act") (Referred to in paragraph A(f) under 'Report on Other Legal and Regulatory Requirements' section of our report of even date)

#### Opinion

In conjunction with our audit of the consolidated financial statements of Kanpur Plastipack Limited (hereinafter referred to as "the Holding Company") as of and for the year ended 31 March 2022, we have audited the internal financial controls with reference to the consolidated financial statements of the Holding Company and such companies incorporated in India under the Companies Act, 2013 which are its subsidiary companies, as of that date.

In our opinion, the Holding Company and such companies incorporated in India which are its subsidiary companies, have, in all material respects, adequate internal financial controls with reference to consolidated financial statements and such internal financial controls were operating effectively as at 31 March 2022, based on the internal financial controls with reference to consolidated financial statements criteria established by such companies considering the essential components of such internal controls stated in the Guidance Note on Audit of Internal Financial Controls Over Financial Reporting issued by the Institute of Chartered Accountants of India (the "Guidance Note").

#### Management's Responsibility for Internal Financial Controls

The respective company's management and the Board of Directors are responsible for establishing and maintaining internal financial controls with reference to consolidated financial statements based on the criteria established by the respective company considering the essential components of internal control stated in the Guidance Note. These responsibilities include the design, implementation and maintenance of adequate internal financial

controls that were operating effectively for ensuring the orderly and efficient conduct of its business, including adherence to the respective company's policies, the safeguarding of its assets, the prevention and detection of frauds and errors, the accuracy and completeness of the accounting records, and the timely preparation of reliable financial information, as required under the Companies Act, 2013 (hereinafter referred to as "the Act").

#### Auditor's Responsibility

Our responsibility is to express an opinion on the internal financial controls with reference to consolidated financial statements based on our audit. We conducted our audit in accordance with the Guidance Note and the Standards on Auditing, prescribed under section 143(10) of the Act, to the extent applicable to an audit of internal financial controls with reference to consolidated financial statements. Those Standards and the Guidance Note require that we comply with ethical requirements and plan and perform the audit to obtain reasonable assurance about whether adequate internal financial controls with reference to consolidated financial statements were established and maintained and if such controls operated effectively in all material respects.

Our audit involves performing procedures to obtain audit evidence about the adequacy of the internal financial controls with reference to consolidated financial statements and their operating effectiveness. Our audit of internal financial controls with reference to consolidated financial statements included obtaining an understanding of internal financial controls with reference to consolidated financial statements, assessing the risk that a material weakness exists, and testing and evaluating the design and operating effectiveness of the internal controls based on the assessed risk.

The procedures selected depend on the auditor's judgement, including the assessment of the risks of material misstatement of the consolidated financial statements, whether due to fraud or error.

We believe that the audit evidence we have obtained is sufficient and appropriate to provide a basis for our audit opinion on the internal financial controls with reference to consolidated financial statements.

### Meaning of Internal Financial Controls with reference to Consolidated Financial Statements

A company's internal financial controls with reference to consolidated financial statements is a process designed to provide reasonable assurance regarding the reliability of financial reporting and the preparation of consolidated financial statements for external purposes in accordance with generally accepted accounting principles. A company's internal financial controls with reference to consolidated financial statements includes those policies and procedures that (1) pertain to the maintenance of records that, in reasonable detail, accurately and fairly reflect the transactions and dispositions of the assets of the company; (2) provide reasonable assurance that transactions are recorded as necessary to permit preparation of consolidated financial statements in accordance with generally accepted accounting principles, and that receipts and expenditures of the company are being made only in accordance with authorisations of management and directors of the company; and (3) provide reasonable assurance regarding prevention or timely detection of unauthorised acquisition, use, or disposition of the company's assets that could have a material effect on the consolidated financial statements.

### Inherent Limitations of Internal Financial Controls with reference to Consolidated Financial Statements

Because of the inherent limitations of internal financial controls with reference to consolidated financial statements, including the possibility of collusion or improper management override of controls, material misstatements due to error or fraud may occur and not be detected. Also, projections of any evaluation of the internal financial controls with reference to consolidated financial statements to future periods are subject to the risk that the internal financial controls with reference to consolidated financial statements may become inadequate because of changes in conditions, or that the degree of compliance with the policies or procedures may deteriorate.

For **RAJIV MEHROTRA & ASSOCIATES**  
CHARTERED ACCOUNTANTS  
FIRM REG.NO.002253C

**RAJIV MEHROTRA**  
(PARTNER)  
M.No.071428

Kanpur, 23<sup>rd</sup> May, 2022

# Consolidated Balance Sheet

as at March 31, 2022

(₹ in Lakhs)

Particulars	Notes	As at March 31, 2022	As at March 31, 2021
<b>ASSETS</b>			
<b>Non-Current Assets :</b>			
Property, Plant and Equipment	3	21,389.73	18,489.67
Capital Work-in-Progress	3	203.74	230.02
Other Intangible Assets	3	-	-
		<b>21,593.47</b>	18,719.69
Long Term Investments	4	299.98	299.98
Other Financial Assets	5	303.96	302.79
Other Non-Current Assets	6	887.21	584.42
		<b>1,491.15</b>	<b>1,187.19</b>
<b>Current Assets :</b>			
Inventories	7	11,718.90	10,261.86
Financial Assets :			
Current Investments	8	41.36	38.01
Trade Receivables	9	6,112.36	5,552.65
Cash and Cash Equivalents	10	26.47	371.30
Other Bank balances	11	252.25	145.28
Other Current Assets	12	755.68	1,373.04
Current Tax Assets (Net)		43.61	-
		<b>18,950.63</b>	<b>17,742.14</b>
		<b>42,035.25</b>	<b>37,649.02</b>
<b>EQUITY &amp; LIABILITIES :</b>			
<b>Equity :</b>			
Equity Share capital	13	2,147.38	1,431.96
Other Equity	14	15,752.41	14,314.26
		<b>17,899.79</b>	<b>15,746.22</b>
<b>LIABILITIES :</b>			
<b>Non-Current Liabilities</b>			
Financial Liabilities :			
(i) Long Term Borrowings	15	6,845.02	5,810.74
(ii) Other Financial Liabilities	15	-	-
Long Term Provisions	16	700.27	573.85
Deferred Tax Liabilities	17	1,944.46	1,528.02
		<b>9,489.75</b>	<b>7,912.61</b>
<b>Current Liabilities</b>			
Financial Liabilities :			
Borrowings	18	11,424.76	10,032.66
Trade Payables			
- Total Outstanding dues of Creditors other than micro and small enterprises	19	1,428.97	1,570.27
- Total Outstanding dues of micro and small enterprises	19	82.63	112.68
Provisions	20	579.14	524.50
Other Current Liabilities	21	1,130.21	1,676.32
Current Tax Liabilities (Net)		-	73.76
		<b>14,645.71</b>	<b>13,990.19</b>
		<b>42,035.25</b>	<b>37,649.02</b>
Significant Accounting Policies and Notes to Accounts	1-2		

The accompanying schedules form an integral part of these financial statements.

As per our report of even date attached

For and on behalf of the Board of Directors

For **Rajiv Mehrotra & Associates**  
Chartered Accountants  
Firm Regd. No.: 002253C

**Vishal Jain**  
Chief Financial Officer

**Manoj Agarwal**  
Chairman cum Managing Director  
(DIN : 00474146)

**Rajiv Mehrotra**  
Partner  
Membership No.: 071428  
Place: Kanpur  
Date: 23.05.2022

**Ankur Srivastava**  
Company Secretary

**Shashank Agarwal**  
Deputy Managing Director  
(DIN : 02790029)

# Consolidated Statement of Profit and Loss

for the year ended March 31, 2022

(₹ in Lakhs)

Particulars	Notes	For the Year Ended March 31, 2022	For the Year Ended March 31, 2021
Revenue from Operations	22	62,507.34	45,164.37
Other Income	23	1,267.59	751.86
<b>Total Income</b>		<b>63,774.93</b>	<b>45,916.23</b>
<b>Expenses</b>			
Cost of materials consumed	24	35,455.37	23,925.65
Purchase of stock-in-trade	25	3,760.94	2,687.65
Changes in inventories of Finished Goods, Stock in Trade and Work in Progress	26	(1,380.70)	(1,440.36)
Employee benefit expense	27	4,703.06	4,077.96
Depreciation, Amortisation and Impairment expense	4	1,060.60	918.44
Other Expenses	28	15,053.60	10,419.58
Finance Costs	29	1,415.35	917.13
<b>Total Expenses</b>		<b>60,068.22</b>	<b>41,506.05</b>
<b>Profit/(Loss) before Exceptional Items and Tax</b>		<b>3,706.71</b>	<b>4,410.18</b>
Exceptional items		-	-
<b>Profit/(Loss) before Tax</b>		<b>3,706.71</b>	<b>4,410.18</b>
Income Tax Expense			
Current tax		681.06	771.07
Earlier Year Tax Adjustments		4.14	12.50
Deferred tax		401.66	595.52
<b>Profit/(Loss) for the period from Continuing Operations</b>		<b>2,619.85</b>	<b>3,031.09</b>
<b>PROFIT/(LOSS) FOR THE YEAR</b>		<b>2,619.85</b>	<b>3,031.09</b>
<b>Other Comprehensive Income</b>			
<b>A. Items that may be reclassified to profit or loss</b>			
Income Tax relating to these Items		-	-
<b>B. Items that will not be reclassified to profit or loss (Gratuity Provision debited in P&amp;L A/C)</b>		50.75	43.23
Income Tax relating to these Items		14.78	12.59
<b>Other Comprehensive Income for the Year (Net of Tax)</b>		<b>65.53</b>	<b>55.82</b>
<b>TOTAL COMPREHENSIVE INCOME FOR THE YEAR</b>		<b>2,554.32</b>	<b>2,975.27</b>
<b>Earnings per Share</b>			
Basic EPS		12.20	14.12
Diluted EPS		12.20	14.12

The accompanying schedules form an integral part of these financial statements.

As per our report of even date attached

For **Rajiv Mehrotra & Associates**  
Chartered Accountants  
Firm Regd. No.: 002253C

**Rajiv Mehrotra**  
Partner  
Membership No.: 071428

Place: Kanpur  
Date: 23.05.2022

For and on behalf of the Board of Directors

**Vishal Jain**  
Chief Financial Officer

**Ankur Srivastava**  
Company Secretary

**Manoj Agarwal**  
Chairman cum Managing Director  
(DIN : 00474146)

**Shashank Agarwal**  
Deputy Managing Director  
(DIN : 02790029)



# Consolidated Cash Flow Statement

for the year ended March 31, 2022

(₹ in Lakhs)

Particulars	Year Ended March 31, 2022	Year Ended March 31, 2021
<b>I) CASH FROM OPERATIONS</b>		
A. PROFIT BEFORE TAX	3,706.71	4,410.17
B. ADJUSTEMENTS:		
Depreciation	1,060.60	918.44
Provision for Gratuity under OCI	(50.75)	(43.23)
Loss/(Profit) on disposal of PPE, intangible assets & non-current assets held for sale	30.73	11.38
Interest Income	(125.47)	(115.78)
Finance Costs	1,415.35	917.13
Loss/(Profit) on sale of mutual funds	(0.32)	(15.66)
Gain on Revaluation of Investments	(0.54)	(1.76)
<b>Operating Profit Before working capital changes</b>	<b>6,036.31</b>	<b>6,080.69</b>
<b>Adjustments for Changes in working Capital</b>		
Decrease/(Increase) in Inventories	(1,457.04)	(5,461.94)
Decrease/(Increase) in Trade Receivable	(559.71)	(1,499.67)
Decrease/(Increase) in other Current Assets	573.75	(1,155.06)
Decrease/(Increase) in other Non Current Assets	(302.79)	45.55
Decrease/(Increase) in other Financial Assets	(1.17)	(14.14)
Increase/(Decrease) in Trade Payables	(171.35)	1,116.09
Decrease/(Increase) in Other Bank Balances	(106.97)	25.20
Increase/(Decrease) in Current Liabilities	(619.87)	1,095.68
Increase/(Decrease) in Provisions	54.64	96.42
Increase/(Decrease) in Long term Provisions	126.42	90.86
<b>Cash Generated from/(used) in Operations</b>	<b>3,572.22</b>	<b>419.68</b>
Less: Income Tax Paid (including TDS)	685.20	783.57
<b>NET CASH FROM OPERATIONS</b>	<b>2,887.02</b>	<b>(363.89)</b>
<b>II) CASH FROM INVESTING ACTIVITIES</b>		
Purchase of PPE & Intangible assets (incl. Capital WIP)	(3,969.13)	(3,235.66)
Other Investments	-	(299.98)
Investments in Mutual Funds (Net)	(2.49)	3.15
Sale of PPE & Intangible assets	4.02	19.41
Loans Given to Subsidiary	-	-
Interest Received	125.47	115.78
<b>NET CASH FROM/USED IN INVESTMENT ACTIVITIES</b>	<b>(3,842.13)</b>	<b>(3,397.30)</b>

# Consolidated Cash Flow Statement

for the year ended March 31, 2022

(₹ in Lakhs)

Particulars	Year Ended March 31, 2022	Year Ended March 31, 2021
<b>III) CASH FROM FINANCING ACTIVITIES</b>		
Proceeds from issue of share capital	-	-
Net Increase/(Decrease) in long term borrowings	1,034.28	272.30
Net Increase/(Decrease) in short term borrowings	1,392.10	4,860.76
Payment of dividend	(400.75)	(85.88)
Finance Costs	(1,415.35)	(917.13)
<b>NET CASH FROM FINANCING ACTIVITIES</b>	<b>610.28</b>	<b>4,130.05</b>
<b>Net Increase in cash and cash equivalents</b>	<b>(344.83)</b>	<b>368.86</b>
<b>Cash and Cash equivalents as at the beginning of the year</b>	<b>371.30</b>	<b>2.44</b>
<b>Cash and Cash equivalents as at the end of the Period</b>	<b>26.47</b>	<b>371.30</b>

Notes:

- The Cash Flow Statement has been prepared in accordance with the "Indirect Method" specified in the Ind-AS-7- "Statement of Cash Flows"
- Cash & Cash equivalents comprise cash balances and balances with banks, including current deposit account and short term fixed deposits having original maturity period of three months only.

The accompanying schedules form an integral part of these financial statements.

As per our report of even date attached

For and on behalf of the Board of Directors

For **Rajiv Mehrotra & Associates**

Chartered Accountants  
Firm Regd. No.: 002253C

**Vishal Jain**

Chief Financial Officer

**Manoj Agarwal**

Chairman cum Managing Director  
(DIN : 00474146)

**Rajiv Mehrotra**

Partner  
Membership No.: 071428

**Ankur Srivastava**

Company Secretary

**Shashank Agarwal**

Deputy Managing Director  
(DIN : 02790029)

Place: Kanpur

Date: 23.05.2022

# Consolidated Statement of Changes in Equity

for the year ended March 31, 2022

## A. EQUITY SHARE CAPITAL

	(₹ in Lakhs)	
Balance at the closing of the reporting period	Nos.	Amount
<b>As at March 31<sup>st</sup> 2020</b>	<b>1,43,12,564</b>	<b>1,431.96</b>
Add: Final call amount called up on shares	-	-
<b>As at March 31<sup>st</sup> 2021</b>	<b>1,43,12,564</b>	<b>1,431.96</b>
Add: Issue of Bonus Shares	71,54,194	715.42
<b>As at March 31<sup>st</sup> 2022</b>	<b>2,14,66,758</b>	<b>2,147.38</b>

## B. OTHER EQUITY

Particulars	Reserves and Surplus				TOTAL
	Capital Redemption Reserve	Securities Premium Reserve	General Reserves	Retained Earnings	
<b>As at March 31<sup>st</sup> 2020</b>	<b>200.00</b>	<b>1,507.08</b>	<b>124.34</b>	<b>9,593.45</b>	<b>11,424.87</b>
Profit for the Year	-	-	-	3,031.09	3,031.09
Other Comprehensive Income For the Year	-	-	-	(55.82)	(55.82)
<b>Total Comprehensive Income For the Year</b>	<b>-</b>	<b>-</b>	<b>-</b>	<b>2,975.27</b>	<b>2,975.27</b>
Dividends					-
Interim dividend	-	-	-	-	-
Final Dividend	-	-	-	(85.88)	(85.88)
Corporate Dividend Tax	-	-	-	-	-
Transfer from retained earnings to general reserve	-	-	-	-	-
Addition on issue of Equity	-	-	-	-	-
Transfer from General Reserve to Capital Redemption Reserve	-	-	-	-	-
Premium Received During the Year	-	-	-	-	-
Expense Incurred on Right Issue	-	-	-	-	-
<b>As at March 31<sup>st</sup> 2021</b>	<b>200.00</b>	<b>1,507.08</b>	<b>124.34</b>	<b>12,482.84</b>	<b>14,314.26</b>
Profit for the Year	-	-	-	2,619.85	2,619.85
Other Comprehensive Income For the Year	-	-	-	(65.53)	(65.53)
<b>Total Comprehensive Income For the Year</b>	<b>-</b>	<b>-</b>	<b>-</b>	<b>2,554.32</b>	<b>2,554.32</b>
Dividends					-
Interim dividend	-	-	-	(143.13)	(143.13)
Final Dividend	-	-	-	(257.62)	(257.62)
Corporate Dividend Tax	-	-	-	-	-
Transfer from retained earnings to general reserve	-	-	-	-	-
Transfer on issue of Equity (Bonus Shares)	-	(715.42)	-	-	(715.42)
Transfer from General Reserve to Capital Redemption Reserve	-	-	-	-	-
Premium Received During the Year	-	-	-	-	-
Expense Incurred on Right Issue	-	-	-	-	-
<b>As at March 31<sup>st</sup> 2022</b>	<b>200.00</b>	<b>791.66</b>	<b>124.34</b>	<b>14,636.41</b>	<b>15,752.41</b>

# Consolidated Statement of Changes in Equity

for the year ended March 31, 2022

## NATURE AND PURPOSE OF RESERVES

**Capital Redemption Reserve-** As per Companies Act, 2013, capital redemption reserve is created when company purchases its own shares out of free reserves or securities premium. A sum equal to the nominal value of the shares so purchased is transferred to capital redemption reserve. The reserve is utilised in accordance with the provisions of Section 69 of the Companies Act, 2013.

**Securities Premium Account-** The same is created when Shares/securities are issued by the company at a value which is higher than the face value/nominal value of such shares/securities. The amount representing such excess i.e the premium is transferred to the Securities Premium Account in accordance with the provisions of Section 52 of the Companies Act, 2013. The balance in this reserve is utilised in accordance with the provisions of the said Section 52 of the Act

For and on behalf of the Board of Directors

For **Rajiv Mehrotra & Associates**  
Chartered Accountants  
Firm Regd. No.: 002253C

**Vishal Jain**  
Chief Financial Officer

**Manoj Agarwal**  
Chairman cum Managing Director  
(DIN : 00474146)

**Rajiv Mehrotra**  
Partner  
Membership No.: 071428  
Place: Kanpur  
Date: 23.05.2022

**Ankur Srivastava**  
Company Secretary

**Shashank Agarwal**  
Deputy Managing Director  
(DIN : 02790029)

# Notes forming part of the Consolidated Financial Statements

as at March 31<sup>st</sup>, 2022

## NOTE NO.1 : CORPORATE INFORMATION

The consolidated financial statements comprise financial statements of Kanpur Plastipack Limited ('the Company') and its subsidiaries, collectively referred to as 'the KPL Group' or 'the Group' for the year ended 31st March, 2022.

**Kanpur Plastipack Limited ('KPL' or 'The Company') and its subsidiaries (collectively referred to as "the Group")** are engaged in manufacturing of HDPE/PP Woven Sacks, PP Box Bags, Flexible Intermediate Bulk Containers (FIBC's), Fabrics and High Tenacity PP Multi Filament Yarn (MFY). The company is also a Consignment Stockist of M/s Indian Oil Corporation Limited and owns and operates solar power generation facility at A-1/A-2, Panki Industrial Area, Kanpur. The company is a two star export house.

**The company is a Public Limited company**, domiciled in India and incorporated on July 26<sup>th</sup>, 1971 under the provisions of the Companies Act, 1956 (now Companies Act, 2013) and having its registered office at D-19-20, Panki Industrial Area Kanpur, Uttar Pradesh-208022, India. The details of the Subsidiary Companies are as under:

Name	Country of incorporation	Parent	% Holding as at 31.03.2022	% Holding as at 31.03.2021
Bright Choice Ventures Pvt. Ltd.	India	Kanpur Plastipack Limited	100%	100%
Kanplas Earning Solutions Pvt. Ltd.	India	Kanpur Plastipack Limited	100%	N.A. incorporated on 21.05.2021

These Financial Statements were authorized by the Board of Directors for issue in accordance with the Resolution passed on May 23<sup>rd</sup> 2022.

## NOTE NO.2 : SIGNIFICANT ACCOUNTING POLICIES

**2.1 Statement of Compliance:** These Consolidated financial statements have been prepared in accordance with the Indian Accounting Standards (referred to as "Ind AS") as prescribed under section 133 of the Companies Act, 2013 read with Companies (Indian Accounting Standards) Rules, as amended from time to time.

**2.2 Basis of Preparation and Presentation:** The Financial Statements are prepared in accordance with Indian Accounting Standards (Ind-AS) notified under section 133 of the Companies Act, 2013 ("Act") read with Companies (Indian Accounting Standards) Rules, 2015, as amended; and the other relevant provisions of the Acts and Rules thereunder.

The financial statements have been prepared on a historical cost basis, except for the following assets and liabilities:

- i) Certain financial assets and liabilities that are measured at fair value
- ii) Defined benefit plans-plan assets/liabilities measured at fair value

Historical cost is generally based on the fair value of the consideration given in exchange of goods and services.

The financial statements are presented in Indian Rupees (INR) and all values are rounded to nearest Lakhs (₹ 00,000), except where otherwise indicated.

## 2.3 Basis of consolidation

The Company consolidates all entities which are controlled by it. The Company establishes control when; it has power over the entity, is exposed, or has rights, to variable returns from its involvement with the entity and has the ability to affect the entity's returns by using its power over relevant activities of the entity.

Entities controlled by the Company are consolidated from the date control commences until the date control ceases. The results of subsidiaries acquired, or sold, during the year are consolidated from the effective date of acquisition and up to the effective date of disposal, as appropriate.

All inter-company transactions, balances, income and expenses are eliminated in full on consolidation. Changes in the Company's interests in subsidiaries that do not result in a loss of control are accounted for as equity transactions. The carrying amount of the Company's interests and the non-controlling interests are adjusted to reflect the changes in their relative interests in the subsidiaries. Any difference

# Notes forming part of the Consolidated Financial Statements

as at March 31<sup>st</sup>, 2022

between the amount by which the non-controlling interests are adjusted and the fair value of the consideration paid or received is recognised directly in equity and attributed to shareholders of the Company.

The Functional Currencies of the Parent company as well as its subsidiary being Indian Rupee, no translation adjustments are required.

## 2.4 CURRENT V. NON-CURRENT CLASSIFICATION:

The Group presents assets and liabilities in the balance sheet based on current/non-current classification.

### (a) An asset is treated as current when it is:

- Expected to be realized or intended to be sold or consumed in normal operating cycle.
- Held primarily for purpose of trading.
- Expected to be realized within twelve months after the reporting period.

All other assets are classified as non-current.

### (b) A liability is current when:

- It is expected to be settled in normal operating cycle
- It is held primarily for purpose of trading
- It is due to be settled within twelve months after the reporting period, or
- There is no unconditional right to defer the settlement of the liability for at least twelve months after the reporting period.

All other liabilities are classified as non-current.

Deferred tax assets and deferred tax liabilities are classified as non-current assets and liabilities.

The operating cycle is the time between the acquisition of assets for processing and their realization in cash and cash equivalents. The Company has identified twelve months as its general operating cycle.

**2.5 Use of Estimates, Assumptions and Judgements:** The preparation of these consolidated financial statements requires the management to make estimates and

assumptions that affect the reported amounts of assets and liabilities and the disclosure of contingent liabilities on the date of the financial statements and the results of operations during the year. Differences between actual results and estimates are recognised in the year in which the results are known or materialise. Estimates and underlying assumptions are reviewed on an ongoing basis.

### Judgments:

In the process of applying the Group's accounting policies, management of the respective companies within the Group have made the following judgments, which have a significant effect on the amounts recognised in the financial statements:

#### i. Recoverability of Debts/advances

There are several debts outstanding in the ordinary course of business, some of which remain outstanding beyond their due date. The Group has determined, based on an evaluation of the terms and conditions of the arrangements, such debts/ advances to be good and recoverable and classified the same as Current Assets.

#### ii. Estimates:

The key assumptions concerning the future and other key sources of estimation uncertainty at the reporting date, that have a significant risk of causing a material adjustment to the carrying amounts of assets and liabilities within the next financial year, are described below. The Group based its assumptions and estimates on parameters available when the financial statements were prepared. Existing circumstances and assumptions about future developments, however, may change due to market changes or circumstances arising beyond the control of the Group. Such changes are reflected in the assumptions when they occur.

#### iii. Taxes, including Evaluation of recoverability of Deferred tax assets and liabilities:

Uncertainties exist with respect to the interpretation of complex tax regulations, changes in tax laws, and the amount and timing of future taxable income. Given the wide range of business relationships and the long-term nature and complexity of existing contractual agreements, differences arising between the actual

# Notes forming part of the Consolidated Financial Statements

as at March 31<sup>st</sup>, 2022

results and the assumptions made, or future changes to such assumptions, could necessitate future adjustments to tax income and expense already recorded. The Group establishes provisions, based on reasonable estimates. The amount of such provisions is based on various factors, such as experience of previous tax audits and differing interpretations of tax regulations by the taxable entity and the responsible tax authority. Such differences of interpretation may arise on a wide variety of issues depending on the conditions prevailing in the domicile of the constituent entities of the Group.

#### iv. Gratuity benefit:

The cost of defined benefit plans (i.e. Gratuity benefit) is determined using actuarial valuation. An actuarial valuation involves making various assumptions which may differ from actual developments in the future. These include the determination of the discount rate, future salary increases, mortality rates and future pension increases.

#### v. Fair value measurement of financial instrument:

The fair value of financial assets and financial liabilities recorded in the balance sheet has been arrived at on the basis of the quoted prices in active markets, wherever available. For such financial assets and financial liabilities which cannot be measured based on quoted prices in active markets, their fair value is measured using other accepted valuation techniques. Changes in assumptions used in applying these methods could affect the reported fair value of financial instruments.

#### vi. Warranty provision/Quality Claim:

Provision for quality claims is determined based on the historical percentage of claims' expense to sales for the same types of goods for which the claim is currently being determined. The same percentage to the sales is applied for the current accounting period to derive the expected claim expense to be accrued. It is adjusted to account for unusual factors, if any. It is very unlikely that actual claims will exactly match the historical warranty percentage, so such estimates are reviewed annually for any material changes in assumptions and likelihood of occurrence.

## 2.6 Property, Plant and Equipment

- i) Property, plant and equipment are stated at cost, net of accumulated depreciation and accumulated impairment losses, if any.
- ii) The initial cost of an asset comprises its purchase price (including import duties and non-refundable taxes, if any), any costs directly attributable to bringing the asset into the location and condition necessary for it to be capable of operating in the manner intended by the management, borrowing cost for qualifying assets (i.e. assets that necessarily take a substantial period of time to get ready for their intended use).
- iii) Subsequent expenditure is capitalized only if it is probable that the future economic benefits associated with the expenditure will flow to the Company.
- iv) Spare parts which meet the definition of Property, plant and equipment are capitalized as Property, plant and equipment. In other cases, the spare parts is inventorised on procurement and charged to Statement of Profit and Loss on consumption.
- v) An item of Property, plant and equipment and any significant part initially recognised separately as part of Property, plant and equipment is de-recognised upon disposal; or when no future economic benefits are expected from its use or disposal. Any gain or loss arising on de-recognition of the assets is included in the Statement of Profit and Loss on consumption.
- vi) The residual value and useful lives of Property, Plant and Equipment are reviewed at each financial year end and changes, if any, are accounted in the line with revisions to accounting estimates.
- vii) In the earlier years, the Company had elected to use exemption available under Ind AS 101 to continue with the carrying value for all its Property, Plant and Equipment as recognised in the financial statements as at the date of transition to Ind-ASs, measured as per previous GAAP and use that as its deemed cost as at the transition date.
- viii) Capital work- in- progress includes cost of property, plant and equipment under installation / under development as at the balance sheet date.

# Notes forming part of the Consolidated Financial Statements

as at March 31<sup>st</sup>, 2022

- ix) The residual values, useful lives and methods of depreciation of property, plant and equipment are reviewed at each financial year end and adjusted prospectively, if appropriate. The useful lives for various categories of property, plant and equipment are as given below:

Sl. No.	Description	Useful Life as per Schedule II of the Companies Act, 2013	Useful life
1.	Office Buildings	60 years	60 years
2.	Factory Buildings	30 years	30 years
3.	Plant and equipment qualifying as Continuous Process Plant	25 years	25 years
4.	Other Plant and Equipment for three shift working (Useful life is estimated for a three shift working)	Single shift- 15 years Triple Shift- 7.50 years	25 years
5.	Other Equipment	10 years	7.5 years
6.	Furniture and fittings	10 years	10 years
7.	Office equipment	05 years	05 years
8.	Vehicles- Four wheelers	08 years	08 years
9.	Vehicles- Two wheelers	10 years	10 years
10.	Computers and peripherals	Servers- 06 years Others-03 years	03 years
11.	Computer software	As per Ind-AS 38	03 years

- x) Depreciation on property, plant and equipment is provided on prorata basis on straight-line method using the useful lives of the assets estimated by management and in the manner prescribed in Schedule II of the Companies Act, 2013.

## 2.7 Inventories:

- i. **Basis of Valuation:** Inventories are stated at lower of cost and net realizable value. The comparison of cost and net realizable value is made on an item-by-item basis.
- ii. **Method of Valuation:** Cost of inventories comprises of expenditure incurred in the normal course of business in bringing inventories to their present location including appropriate overheads apportioned on a reasonable and consistent basis.

- iii. The inventories of finished goods, which were in transit or lying at port as at the reporting period have been valued at lower of cost and market value. The cost has been worked out as per the Retail Method.

The inventories have been physically taken by the management periodically during the year.

## 2.8 Revenue Recognition:

The Group derives its revenues primarily from sale of merchandise and C&F commission agency services.

Revenue is measured at the fair value of the consideration received or receivable, taking into account contractually defined terms of payment and excluding central taxes or duties collected on behalf of the Government. Revenue is recognized to the extent that it is probable that the economic benefits will flow to the Company and the revenue can be reliably measured, regardless of when the payment is being made. Amounts disclosed are net of returns, trade discounts, rebates, but including Goods and Services Tax collected on behalf of the Government. However the GST collected and paid has been shown as a deduction under the heading 'Revenue from Operations' and only the net Revenue from Operations has been stated in the Statement of Profit and Loss.

The Group assesses its revenue arrangements against specific criteria in order to determine if it is acting as principal or agent. The Group has concluded that it is acting as a principal in all of its revenue arrangements since it is the primary obligor in all the revenue arrangements as it has pricing latitude and is also exposed to inventory and credit risks. The specific recognition criteria described below must also be met before revenue is recognised:

### a) Sale of goods:

- a. Inland sales have been accounted for at the time of dispatch of goods from the factory.
- b. Export Sales have been recognized only after the company loses control over the material i.e. once the goods have been shipped on board.
- c. Sales have been recorded net of rebates and trade discounts but are grossed up for Goods and Services Tax collected thereon.



# Notes forming part of the Consolidated Financial Statements

as at March 31<sup>st</sup>, 2022

## b) Commission Income

Commission income is recognized to the extent it is probable that economic benefits will flow to the company and the revenue can be reliably measured and the company has contractual right to such revenue.

## c) Interest Income

Interest Income is recognised on time proportion basis taking into account the amount outstanding and the applicable interest rates and is disclosed in "other income".

## d) Export Incentives:

The revenue in respect of export incentives has been recognized to the extent it is probable that economic benefits will flow to the company and the incentive value can be reliably measured.

## 2.9 Employee Benefits:

### Short term employee benefits

All employee benefits payable/available within twelve months of rendering the services are classified as short term employee benefits. Benefits such as salaries, wages and bonus, etc., are recognised in the Statement of Profit and Loss in the period in which the employee renders the related service.

### Provident fund

Eligible employees receive benefits from a provident fund, which is a defined contribution plan. Both the employees and the entities within the group make monthly contributions to the provident fund plan equal to a specified percentage of the covered employees' salary. The entities within the group contributes a part of the contributions to the Government administered Provident/Pension Fund. The entities within the group have no obligation, other than the contribution payable to the provident fund. The group recognizes contribution payable through the provident fund scheme as an expense, when an employee renders related services.

### Other long term employee benefits

The Group does not have any structured Employee's Gratuity Fund Scheme. However the Group provides for its gratuity liability as a defined benefit plan. The liabilities with respect

to Gratuity Plan are determined by actuarial valuation. The Group does not make any contributions and meets its gratuity liability from its own sources as and when the claims arise.

## 2.10 Government Grants:

- Government Grants are recognised at their realizable value when there is reasonable assurance that the grant will be received and all the attached conditions will be complied with.
- When the grant relates to an expense item, it is recognised as income on a systematic basis over the periods that the related costs, for which it is intended to compensate, are expensed. When the grant relates to an asset, it is recognised as income in equal amounts over the expected useful life of the related asset.

The Group is an exporter and receives grants in the form of Duty Drawbacks, Import entitlement etc. the same are recognized at realizable value only after primarily conditions of the respective schemes have been complied.

## 2.11 Borrowing Costs

- Borrowing cost consists of interest and other costs incurred in connection with the borrowing of funds.
- Borrowing costs that are attributable to the acquisition or construction of qualifying assets (i.e. an asset that necessarily takes a substantial period of time to get ready for its intended use) are capitalized as a part of the cost of such assets. All other borrowings costs are charged to the Statement of Profit and Loss.

## 2.12 Foreign currencies

Items included in the Consolidated financial statements are measured using the currency of the primary economic environment in which the Holding entity operates ('the functional currency'). The Group's Consolidated financial statements are presented in Indian rupee (₹) which is also the Holding Company's functional and presentation currency.

Foreign currency transactions are recorded on initial recognition in the functional currency, using the prescribed exchange rate prevailing at the date of transaction.

# Notes forming part of the Consolidated Financial Statements

as at March 31<sup>st</sup>, 2022

## Measurement of foreign currency items at the balance sheet date

Foreign currency monetary assets and liabilities denominated in foreign currencies are translated at the functional currency spot rates of exchange at the reporting date.

Non-monetary items that are measured in terms of historical cost in a foreign currency are translated using the exchange rates at the dates of the initial transactions.

## Exchange differences

Exchange differences arising on settlement or translation of monetary items are recognised as income or expense in the period in which they arise.

## 2.13 Cash and Cash Equivalents

Cash and cash equivalents in the balance sheet comprise cash at banks and on hand and short-term deposits with an original maturity of three months or less, which are subject to insignificant risk of changes in value.

## 2.14 Offsetting of Financial Assets and Liabilities

Financial assets and financial liabilities are offset and the net amount is reported in the Balance Sheet, if there is a currently enforceable legal right to offset the recognised amounts and there is an intention to settle on a net basis, or to realize the assets and settle the liabilities simultaneously.

## 2.15 Taxes

Tax expense for the year comprises of current tax and deferred tax.

### a) Current Tax

- (i) Current income tax, assets and liabilities are measured at the amount expected to be paid to or recovered from the taxation authorities in accordance with the Income Tax Act, 1961 and the Income Computation and Disclosure Standards (ICDS) enacted in India by using tax rates and the tax laws that are enacted at the reporting date.
- (ii) Current income tax relating to item recognised outside the Statement of Profit and Loss is recognised outside Profit or Loss (either in other

comprehensive income or equity). Current tax items are recognised in correlation to the underlying transactions either in OCI or directly in equity.

### b) Deferred Tax

Deferred tax is provided using the liability method on temporary differences between the tax bases of assets and liabilities and their carrying amounts for financial reporting purposes at the reporting date.

Deferred tax assets and liabilities are recognised for all deductible temporary differences, the carry forward of unused tax credits and any unused tax losses. Deferred tax assets are recognised to the extent that it is probable that taxable profit will be available against which the deductible temporary differences, and the carry forward of unused tax credits and unused tax losses can be utilised.

The carrying amount of deferred tax assets is reviewed at each reporting date and reduced to the extent that it is no longer probable that sufficient taxable profit will be available to allow all or part of the deferred tax asset to be utilised. Unrecognised deferred tax assets are re-assessed at each reporting date and are recognised to the extent that it has become probable that future taxable profits will allow the deferred tax asset to be recovered.

Deferred tax assets and liabilities are measured at the tax rates that are expected to apply in the year when the asset is realized or the liability is settled, based on tax rates (and tax laws) that have been enacted or substantively enacted at the reporting date.

Deferred tax relating to items recognised outside the statement of profit and loss is recognised outside the statement of profit and loss (either in other comprehensive income or in equity). Deferred tax items are recognised in correlation to the underlying transaction either in OCI or direct in equity.

## 2.16 Earnings Per Share

Basic earnings per share are calculated by dividing the net profit or loss for the period attributable to equity shareholders by the weighted average number of equity

# Notes forming part of the Consolidated Financial Statements

as at March 31<sup>st</sup>, 2022

shares outstanding during the period. The weighted average number of equity shares outstanding during the period is adjusted for events such as bonus issue, bonus element in a right issue, share split, and reverse share consolidation, without a corresponding change in resources, if any.

For the purpose of calculating diluted earnings per share, the net profit or loss for the period attributable to equity shareholders and the weighted average number of shares outstanding during the period are adjusted for the effect of all potentially dilutive equity shares, if any.

The partly paid up equity shares, if any, are treated as potential equity shares in accordance with Ind-AS 33, for the period for which the same remained partly paid up.

## 2.17 Provisions, Contingent Liabilities and Commitments

- (i) Provisions are recognized when there is a present obligation (legal or constructive) as a result of a past event, it is probable that an outflow of resources embodying economic benefits will be required to settle the obligation and a reliable estimate can be made of the amount of the obligation.
- (ii) The expenses relating to a provision is presented in the Statement of Profit and Loss net of reimbursements, if any.
- (iii) If the effect of the time value of money is material, provisions are discounted using a current pre-tax rate that reflects, when appropriate, the risks specific to the liability. When discounting is used, the increase in provision due to the passage of time is recognized as a finance cost.
- (iv) Contingent liabilities are possible obligations whose existence will only be confirmed by future events not wholly within the control of the Company, or present obligations where it is not probable that an outflow of resources will be required or the amount of the obligation cannot be measured with sufficient reliability.
- (v) Contingent liabilities are not recognized in the financial statements but are disclosed unless the possibility of an outflow of economic resources is considered remote.

**2.18** Several debit and credit balances are subject to confirmation by parties.

**2.19** Leases- A contract is, or contains, a lease if the contract conveys the right to control the use of an identified asset for a period of time in exchange for consideration.

### Group as a lessee

In respect of the Operating Lease which are of a long term nature or of a significant value, the Group recognises right-of-use the asset representing its right to use the underlying asset for the lease term at the lease commencement date. The cost of the right-of-use asset measured at inception shall comprise of the amount of the initial measurement of the lease liability adjusted for any lease payments made at or before the commencement date less any lease incentives received, plus any initial direct costs incurred and an estimate of costs to be incurred by the lessee in dismantling and removing the underlying asset or restoring the underlying asset or site on which it is located. The right-of-use assets is subsequently measured at cost less any accumulated depreciation, accumulated impairment losses, if any and adjusted for any re-measurement of the lease liability. The right-of-use assets are depreciated using the company's depreciation policy for Property, Plant and Equipment. Right-of-use assets are tested for impairment whenever there is any indication that their carrying amounts may not be recoverable. Impairment loss, if any, is recognised in the statement of profit and loss. None of the lease arrangements of the company qualified for the above said treatment owing to the fact that the same were of a short term nature and/or of a value which was not considered material.

## 2.20 Fair value measurement

The Group measures financial instruments at fair value at each balance sheet date.

Fair value is the price that would be received to sell an asset or paid to transfer a liability in an orderly transaction between market participants at the measurement date. The fair value measurement is based on the presumption that the transaction to sell the asset or transfer the liability takes place either:

# Notes forming part of the Consolidated Financial Statements

as at March 31<sup>st</sup>, 2022

- (i) In the principal market for asset or liability, or
- (ii) In the absence of a principal market, in the most advantageous market for the asset or liability.

The principal or the most advantageous market must be accessible by the respective Company.

The fair value of an asset or liability is measured in accordance with Ind-AS 113, using the assumptions that market participants would use when pricing the asset or liability, assuming that market participants act in their economic best interest.

A fair value measurement of a non-financial asset takes into account a market participant's ability to generate economic benefits by using the asset in its highest and best use or by selling it to another market participant that would use the asset in its highest and best use.

The Group uses valuation techniques that are appropriate in the circumstances and for which sufficient data are available to measure fair value, maximising the use of relevant observable inputs and minimizing the use of unobservable inputs.

All assets and liabilities for which fair value is measured or disclosed in the financial statements are categorized within the fair value hierarchy, described as follows, based on the lowest level input that is significant to the fair value measurement as a whole:

**Level 1-** Quoted (unadjusted) market prices in active markets for identical assets or liabilities

**Level 2-** Valuation techniques for which the lowest level input that is significant to the fair value measurement is directly or indirectly observable

**Level 3-** Valuation techniques for which the lowest level input that is significant to the fair value measurement is unobservable.

For assets and liabilities that are recognised in the financial statements on a recurring basis, the Company determines whether transfers have occurred between levels in the hierarchy by re-assessing categorization (based on the lowest level input that is significant to fair value measurement as a whole at the end of each reporting period.

For the purpose of fair value disclosures, the Group has determined classes of assets and liabilities on the basis of the nature, characteristics and risks of the asset or liability and the level of the fair value hierarchy as explained above. The quantitative disclosures of fair value measurement hierarchy are contained in Note No.38.

## RECENT PRONOUNCEMENTS

Ministry of Corporate Affairs (MCA) notified Companies (Indian Accounting Standards) Amendment Rules, 2022 vide Notification dated 23 March 2022. Following amendments and annual improvements to Ind AS are applicable from 1 April 2022.

### Ind AS - 16 Property, Plant and Equipment

The amendment clarifies that sale proceeds of items produced in the process of making/construction of PPE cannot be deducted from the cost of PPE. Instead, such proceeds shall be recognized in the statement of profit or loss.

### Ind AS - 37 Provisions

The amendment is clarificatory in nature and clarifies that the 'costs to fulfil' a contract should include both incremental costs (direct labour and material) and an allocation of other direct costs (e.g: depreciation charge for an item of PPE used in fulfilling the contract etc.).

### Ind AS - 103 Business Combinations

The amendment specifies that for identified assets and liabilities to qualify for recognition as part of applying the acquisition method, the identifiable assets acquired, and liabilities assumed must meet the definitions of assets and liabilities in the Conceptual Framework for Financial Reporting under Indian Accounting Standards (Conceptual Framework) issued by the Institute of Chartered Accountants of India at the acquisition date.

### Annual improvements to Ind AS 109 - Financial instruments

The amendment clarifies that while performing the '10% test' for derecognition of financial liabilities, borrower includes only fees paid or received between borrower and lender directly or on behalf of the other.

The Company does not expect the above amendments / improvements to have any significant impact on its consolidated financial statements.

## Notes Forming Part of the consolidated Financial Statements

as at March 31, 2022

### Note - 3 : PROPERTY, PLANT AND EQUIPMENT

(₹ in Lakhs)

Particulars	Lease Hold Land	Freehold Land	Buildings	Vehicles	Furniture & Fittings	Office Equipment	Plant & Machinery	Grand Total	Intangible Assets	Capital Work in Progress
<b>AT COST</b>										
Cost as at April 01, 2020	384.88	698.83	6,290.11	464.95	246.13	424.10	12,657.44	21,166.44	73.88	48.38
Additions	-	29.58	58.92	47.02	90.05	50.18	2,778.27	3,054.02	-	240.56
Disposals/Transfer	-	-	-	-	-	0.04	48.03	48.07	-	58.92
Cost as at April 01, 2021	384.88	728.41	6,349.03	511.97	336.18	474.24	15,387.68	24,172.39	73.88	230.02
Additions	-	1,648.36	536.23	23.23	63.30	72.61	1,651.68	3,995.41	-	287.68
Disposals/Transfer	-	-	-	7.59	10.38	78.74	239.00	335.71	-	313.96
As at Mar 31, 2022	384.88	2,376.77	6,885.26	527.61	389.10	468.11	16,800.36	27,832.09	73.88	203.74
Depreciation as at April 01, 2021	68.96	-	1,007.34	170.44	115.37	368.25	3,952.36	5,682.72	73.88	-
Charge for the Year	4.86	-	201.27	56.72	32.03	57.48	708.24	1,060.60	-	-
Transfers	-	-	-	7.59	10.38	78.74	204.25	300.96	-	-
As at March 31, 2022	73.82	-	1,208.61	219.57	137.02	346.99	4,456.35	6,442.36	73.88	-
<b>NET CARRYING AMOUNT</b>										
As at March 31, 2021	315.92	728.41	5,341.69	341.53	220.81	105.99	11,435.32	18,489.67	-	230.02
As at March 31, 2022	311.06	2,376.77	5,676.65	308.04	252.08	121.12	12,344.01	21,389.73	-	203.74

(a) Details of property, plant and equipment pledged against borrowings is presented in note 15 & 18

(b) Ageing Schedule for Capital Work - In - Progress :-

(₹ in Lakhs)

CWIP	Amount in CWIP for a period of						Total			
	Less than 1 year		1-2 years		2-3 years		More than 3 years			
	CY	PY	CY	PY	CY	PY	CY	PY		
- Projects in progress										
Plant & Machinery	158.74	153.21	0.04	-	-	-	-	158.78	153.21	
Building	14.41	37.13	-	-	-	-	-	14.41	37.13	
Other Utilities	30.55	39.67	-	-	-	-	-	30.55	39.67	
<b>Total</b>	<b>203.70</b>	<b>230.02</b>	<b>0.04</b>	<b>-</b>	<b>-</b>	<b>-</b>	<b>-</b>	<b>203.74</b>	<b>230.02</b>	

# Notes forming part of the Consolidated Financial Statements

as at March 31<sup>st</sup>, 2022

## NOTE - 4 : LONG TERM INVESTMENTS

(Unquoted Equity Shares, Valued at Cost)

(₹ in Lakhs)

Particulars	As at March 31, 2022	As at March 31, 2021
Investment in Uncontrolled Structured Companies (Amplus Green Power Pvt. Ltd. Representing 3.75% Equity Shares) (17,19,061 (PY - 17,19,061) Equity Shares of ₹10/- each fully paid up.	299.98	299.98
	<b>299.98</b>	<b>299.98</b>

## NOTE - 5 : OTHER FINANCIAL ASSETS

(₹ in Lakhs)

Particulars	As at March 31, 2022	As at March 31, 2021
(a) Secured, Considered Good :		
(b) Unsecured, Considered Good		
(i) Other Deposits		
- Stamp Duty paid Under Protest	29.07	29.07
- Security Deposits to Govt. & Others	274.89	273.72
	<b>303.96</b>	<b>302.79</b>
(c) Doubtful	-	-
	<b>303.96</b>	<b>302.79</b>

## NOTE - 6 : OTHER NON-CURRENT ASSETS

(Unsecured, Considered Good)

(₹ in Lakhs)

Particulars	As at March 31, 2022	As at March 31, 2021
Capital Advances	881.76	578.97
VAT Recoverable (Taxes under protest)	5.45	5.45
	<b>887.21</b>	<b>584.42</b>

## CURRENT ASSETS :

### NOTE - 7 : INVENTORIES

(₹ in Lakhs)

Particulars	As at March 31, 2022	As at March 31, 2021
1. Raw Material	5,081.62	3,107.69
2. Raw Material (in Transit)	329.64	2,219.54
3. Goods-in-Process	2,964.68	2,619.04
4. Finished Goods (including goods lying at port)	2,887.18	1,852.12
5. Stores & Spares/ Others	455.78	463.47
	<b>11,718.90</b>	<b>10,261.86</b>

# Notes forming part of the Consolidated Financial Statements

as at March 31<sup>st</sup>, 2022

## NOTE - 8 : CURRENT INVESTMENTS

### Investments at Fair Value through Profit or Loss

(₹ in Lakhs)

Particulars	As at	As at
	March 31, 2022	March 31, 2021
Investment in Mutual Funds (Cost as at 31/03/2022 ₹ 40.75 Lakhs (PY ₹ 32.50 Lakhs)	41.36	38.01
	<b>41.36</b>	<b>38.01</b>

## NOTE - 9 : TRADE RECEIVABLES

(₹ in Lakhs)

Particulars	As at	As at
	March 31, 2022	March 31, 2021
- Secured trade receivables- considered Good	-	-
- Un-Secured trade receivables- considered good	5,729.91	5,552.65
- Trade Receivables which have significant increase in credit risk	382.45	-
- Trade Receivables - Credit impaired	-	-
	<b>6,112.36</b>	<b>5,552.65</b>

### Trade Receivables Ageing Schedule

(₹ in Lakhs)

Particulars		Outstanding for following periods from the date of the transaction					Total
		Less than 6 months	6 months -1 year	1-2 years	2-3 years	More than 3 years	
(i) Undisputed Trade Receivables – considered good	CY	5,727.41	0.86	-	-	1.64	5,729.91
	PY	5,541.08	9.61	0.32	1.64	-	5,552.65
(ii) Undisputed Trade Receivables – which have significant increase in credit risk	CY	382.45	-	-	-	-	382.45
	PY	-	-	-	-	-	-
(iii) Undisputed Trade Receivables – credit impaired	CY	-	-	-	-	-	-
	PY	-	-	-	-	-	-
(iv) Disputed Trade Receivables– considered good	CY	-	-	-	-	-	-
	PY	-	-	-	-	-	-
(v) Disputed Trade Receivables – which have significant increase in credit risk	CY	-	-	-	-	-	-
	PY	-	-	-	-	-	-
(vi) Disputed Trade Receivables – credit impaired	CY	-	-	-	-	-	-
	PY	-	-	-	-	-	-
<b>Total</b>	CY	<b>6,109.86</b>	<b>0.86</b>	<b>-</b>	<b>-</b>	<b>1.64</b>	<b>6,112.36</b>
	PY	<b>5,541.08</b>	<b>9.61</b>	<b>0.32</b>	<b>1.64</b>	<b>-</b>	<b>5,552.65</b>

# Notes forming part of the Consolidated Financial Statements

as at March 31<sup>st</sup>, 2022

## NOTE - 10 : CASH AND CASH EQUIVALENTS

(₹ in Lakhs)

Particulars	As at March 31, 2022	As at March 31, 2021
Cash in Hand	3.34	5.03
<b>Balances with Banks:</b>		
Current Accounts	23.13	366.27
	<b>26.47</b>	<b>371.30</b>

## NOTE - 11 : OTHER BANK BALANCES

(₹ in Lakhs)

Particulars	As at March 31, 2022	As at March 31, 2021
<b>Earmarked balances with banks</b>		
Unclaimed dividend with bank	55.79	51.11
FDRs held as Margin Money with Banks	196.46	94.17
	<b>252.25</b>	<b>145.28</b>

The Fixed Deposits with Banks are in the nature of margin money towards LC and BG Limits

## NOTE - 12 : OTHER CURRENT ASSETS :

### SHORT-TERM LOANS AND ADVANCES

(Unsecured and Considered Good)

(₹ in Lakhs)

Particulars	As at March 31, 2022	As at March 31, 2021
(a) Income Tax Refund Receivable	64.68	62.59
(b) Others loans & advances considered good		
1. Advance to Staff	48.73	10.76
2. Pre-paid Expenses	175.01	157.89
3. Advances to Suppliers & Others	191.61	454.00
4. Interest Recoverable under TUF Scheme / others	19.46	13.31
5. Excise Duty/Service Tax Refund/Custom Duty Recoverable	0.02	1.88
6. GST Recoverable		
(i) GST Refundable	22.23	250.09
(ii) ITC Receivable	233.94	422.52
	<b>755.68</b>	<b>1,373.04</b>

No amounts are due from any of the Directors or other officers of the Company..

## EQUITY & LIABILITIES :

### NOTE - 13 : EQUITY SHARE CAPITAL

(₹ in Lakhs)

Particulars	As at March 31, 2022	As at March 31, 2021
<b>1. Authorised Capital</b>		
300 Lakhs (PY- 200 Lakhs) Equity Shares of ₹ 10/- each	3,000.00	3,000.00
20 Lakhs (PY- 20 Lakhs) Preference Shares of ₹ 10/- each	200.00	200.00
	<b>3,200.00</b>	<b>3,200.00</b>



# Notes forming part of the Consolidated Financial Statements

as at March 31<sup>st</sup>, 2022

## NOTE - 13 : EQUITY SHARE CAPITAL (Contd...)

(₹ in Lakhs)

Particulars	As at March 31, 2022	As at March 31, 2021
<b>2. Issued, Subscribed and Paid-up Capital</b>		
21466758 Equity Shares of ₹ 10/- each fully called and paid up		
(i) 14312564 (Previous years 14312564) Equity Shares of ₹ 10/- each fully paid up	1,431.26	1,431.26
(ii) 7154194 (Previous years NIL) Bonus Shares Issued of ₹ 10/- each fully paid up	715.42	-
(iii) Share Forfeiture Account (14081 Shares called up ₹ 10/- each and paid up ₹ 5/- each)	0.70	0.70
	<b>2,147.38</b>	<b>1,431.96</b>

### A Terms and Rights attached to equity shares

The Company has only one class of equity shares having a face value of ₹ 10/- per share. Each holder of equity shares is entitled to one vote per share. The Company declares and pays dividend in Indian rupees only in proportion to the paid up value of the equity shares.

The dividend if any proposed by the Board of Directors is subject to the approval of the shareholders in the ensuing Annual General Meeting.

In the event of liquidation of the Company, the holders of equity shares will be entitled to receive remaining assets of the Company after distribution of all preferential amounts. The distribution will be in proportion to the number of equity shares held by the shareholders.

### B Reconciliation of number of equity shares outstanding as at the beginning and end of the year:

Particulars	Number of Shares	Amount ₹ in Lakhs
<b>Outstanding as at 31st March 2020</b>	1,43,12,564	<b>1,431.26</b>
Equity Shares Issued during Financial Year ended March 31, 2021 for Cash consideration	-	-
<b>Outstanding as at March 31, 2021</b>	1,43,12,564	<b>1,431.26</b>
Equity Shares Issued during Financial Year ended March 31, 2022 for Cash consideration	-	-
Equity Shares Issued during Financial Year ended March 31, 2022 as Bonus Issue	71,54,194	715.42
<b>Outstanding as at March 31, 2022</b>	<b>2,14,66,758</b>	<b>2,146.68</b>

### C Details of shareholders holding more than 5% shares in the Company is set out below (representing legal and beneficial ownership):

(₹ in Lakhs)

Particulars	As at March 31, 2022		As at March 31, 2021	
	Number of shares held	% of holding	Number of shares held	% of holding
Mahesh Swarup Agarwal	34,63,601	16.13%	25,42,401	17.76%
Usha Agarwal	30,14,799	14.04%	20,09,866	14.04%
Manoj Agarwal	20,36,784	9.49%	13,56,523	9.48%
Shashank Agarwal	16,35,846	7.62%	10,90,564	7.62%
MSA Investments & Trading Company Pvt. Ltd.	14,22,189	6.63%	9,48,126	6.62%
KSM Exports Limited	11,30,151	5.26%	7,53,434	5.26%

# Notes forming part of the Consolidated Financial Statements

as at March 31<sup>st</sup>, 2022

## D. Details of Promoter's share holdings in the Company is set out below (representing legal and beneficial ownership):

Shares held by promoters at the end of the year				% Change during the year
Sr. No.	Promoter name	Number of shares held	% of holding	
1	Mahesh Swarup Agarwal	34,63,601	16.13%	-1.63%
2	Usha Agarwal	30,14,799	14.04%	-
3	Manoj Agarwal	20,36,784	9.49%	0.01%
4	Shashank Agarwal	16,35,846	7.62%	-
5	Manoj Agarwal HUF	6,06,665	2.83%	-
6	Alka Jain	5,22,247	2.43%	-
7	Manjari Agarwal	5,09,788	2.37%	-
8	Jayatika Goyal	4,05,000	1.89%	-
9	Kanika Mahadevwala	3,17,250	1.48%	-
10	Kaira Agarwal	2,00,000	0.93%	0.93%
11	Shashank Agarwal HUF	1,50,200	0.70%	0.70%
12	MA Private Family Trust	55,653	0.26%	0.04%
13	UA Private Family Trust	36,900	0.17%	-
14	Shashank Private Family Trust	26,175	0.12%	-
15	MSA Investment And Trading Company Pvt Ltd	14,22,189	6.63%	-
16	KSM Exports Limited	11,30,151	5.26%	-
17	KPL Packaging Pvt Ltd	2,415	0.01%	-
18	Raghushree Earning Solutions LLP	1,589	0.01%	0.01%

## NOTE - 14 : OTHER EQUITY

(₹ in Lakhs)

Particulars	As at March 31, 2022	As at March 31, 2021
<b>A. SECURITIES PREMIUM ACCOUNT</b>		
Balance at the beginning of the year	1,507.08	1,507.08
Add: Premium Received during the year	-	-
Less: Deduction/Transfer	715.42	-
<b>Balance as at the end of the year</b>	<b>791.66</b>	<b>1,507.08</b>
<b>B. CAPITAL REDEMPTION RESERVE</b>		
Balance at the beginning of the year	200.00	200.00
Add: Transfer from Retained Earnings	-	-
<b>Balance as at the end of the year</b>	<b>200.00</b>	<b>200.00</b>
<b>Nature &amp; Purpose of the Reserve is as under :</b>		
The reserve was created in term of Sec 55 of the Companies Act, 2013 towards redemption of Preference Shares. An amount equal to nominal value of the shares redeemed was transferred to this reserve out of the profits. The reserve can be utilised for issue of bonus shares		
<b>C. GENERAL RESERVE</b>		
Balance at the beginning of the year	124.34	124.34
Add: Transfer from Retained Earnings	-	-
Less: Transferred to Capital Redemption Reserve	-	-
<b>Balance as at the end of the year</b>	<b>124.34</b>	<b>124.34</b>
<b>D. RETAINED EARNINGS</b>		
Balance at the beginning of the year	12,482.84	9,593.45
Add: Net Profit for the Year as per the Statement of Profit & Loss	2,554.32	2,975.27
	15,037.16	12,568.72

# Notes forming part of the Consolidated Financial Statements

as at March 31<sup>st</sup>, 2022

## NOTE - 14 : OTHER EQUITY (Contd...)

Particulars	(₹ in Lakhs)	
	As at March 31, 2022	As at March 31, 2021
<b>Less:</b>		
(i) Transferred To General Reserves	-	-
(ii) Final Dividend on Equity Shares paid during the Year (Amount per share ₹ 1.80/- , Previous Year ₹ 0.60 /- per Equity Share)	257.62	85.88
(iii) Interim Dividend on Equity Shares paid during the Year for current year (Amount per share ₹ 1.00/- , Previous Year ₹ NIL /- per Equity Share)	143.13	-
	<b>400.75</b>	<b>85.88</b>
Balance as at the end of the period	14,636.41	12,482.84
	<b>15,752.41</b>	<b>14,314.26</b>

## NOTE - 15 : LONG TERM BORROWINGS

Particulars	(₹ in Lakhs)	
	As at March 31, 2022	As at March 31, 2021
Term Loans from banks (Secured)	6,835.00	5,786.31
Vehicle Finance under Hire purchase	10.02	24.43
	<b>6,845.02</b>	<b>5,810.74</b>

**15.1** Term Loans from State Bank Of India in INR , Balance Outstanding is ₹ 1718.38 Lakhs, (PY ₹ 3093.13 Lakhs).

Foreign Currency Term Loan (USD) from State Bank of India, Balance ₹ 2103.40 Lakhs (PY NIL)

**15.2** Term Loans from HDFC Bank Ltd. INR , Balance Outstanding is ₹ 26.57 Lakhs, (PY ₹ 2914.44 Lakhs)

Foreign Currency Term Loan (USD) from HDFC Bank Ltd., Balance ₹ 2802.27 Lakhs (PY NIL)

**15.3** Term Loans from AXIS Bank Ltd. INR , Balance Outstanding is ₹ 470.75 Lakhs, (PY ₹ 987.74 Lakhs)

Foreign Currency Term Loan (USD) from AXIS Bank Ltd., Balance ₹ 1520.63 Lakhs (PY NIL)

**15.4** The above Term Loans are secured by the assets created through the respective loans, including immovable assets of the company situated at Fatehpur Roshnai, Dist Akbarpur, Gajner Road; at D-19 and D-20, Site I Panki Industrial Area, Kanpur and at A1-A2, Site V (Udyog Kunj), Panki Industrial Area, Kanpur

**15.5** The above Term Loans have been guaranteed (Personal) by Chairman Cum Managing Director and Deputy Managing Director.

**15.6** Vehicle Finance under Hire purchase is Secured by Hypothecation of Vehicles of the company and are repayable over a period of 5 Years.

The installments due in the succeeding twelve months in respect of the above loans have been classified under Current Liabilities in Note No.18, as 'Current Maturities of Debts'.

# Notes forming part of the Consolidated Financial Statements

as at March 31<sup>st</sup>, 2022

## NOTE - 16 : LONG TERM PROVISIONS

(₹ in Lakhs)

Particulars	As at March 31, 2022	As at March 31, 2021
Provisions for Employee Benefit Obligations	700.27	573.85
	<b>700.27</b>	<b>573.85</b>

## NOTE - 17 : DEFERRED TAX LIABILITY (NET)

(₹ in Lakhs)

Particulars	As at March 31, 2022	As at March 31, 2021
<b>1. Deferred Tax Liabilities</b>		
Depreciation and amortisation	2,225.80	1,923.16
<b>2. Deferred Tax Assets</b>		
Employee benefits	(281.34)	(296.59)
MAT Credit Entitlement	-	(98.55)
	<b>1,944.46</b>	<b>1,528.02</b>

## Reconciliation of tax expense and accounting profit multiplies by the domestic tax rate for 31<sup>st</sup> March, 2022 and 31<sup>st</sup> March, 2021

(₹ in Lakhs)

Particulars	For the Year Ended	
	As at March 31, 2022	As at March 31, 2021
Accounting profit before Income Tax	3,655.96	4,354.36
Applicable Tax Rate	29.12%	29.12%
<b>Computed Tax Expense</b>	1,064.62	1,267.99
Adjustment in respect of current income tax of previous years	4.14	12.50
Impact of change in tax rate for calculation of DTA/DTL	-	60.73
Utilisation of unrecognised unabsorbed depreciation/carried forward losses/MAT credit	8.85	21.35
Effect of Non deductible adjustments for tax purposes	23.64	24.58
Income Tax at effective tax rate	<b>1,101.25</b>	<b>1,387.15</b>

## NOTE - 18 : CURRENT LIABILITIES:

### Financial Liabilities

(₹ in Lakhs)

Particulars	As at March 31, 2022	As at March 31, 2021
<b>I. Borrowings from Bank</b>		
(1) Working Capital Loans in INR (Refer to Notes 18.1 to 18.6 below)	9,603.36	8,793.87
	<b>9,603.36</b>	<b>8,793.87</b>
<b>II. Current Maturities of :</b>		
(1) Long Term Debt	1,807.00	1,209.00
(2) Finance Lease Obligations on Vehicle	14.40	29.79
	<b>11,424.76</b>	<b>10,032.66</b>

# Notes forming part of the Consolidated Financial Statements

as at March 31<sup>st</sup>, 2022

- 18.1** Working Capital loans includes Bill Purchase Account of ₹ 2085.54 Lakhs. (Previous Year ₹ 2291.41 Lakhs)
- 18.2** Working Capital Loans from State Bank of India in INR in Cash Credit (Hypo) , Export Packing Credit & Cash Credit(Book Debts) , SBI COVID Loan , Balance Outstanding (₹in Lakhs) 6672.45 (previous year (₹in Lakhs) 5787.43).
- 18.3** Working Capital Loans from HDFC Bank Limited in INR in Cash Credit (Hypo) , Export Packing Credit, Balance Outstanding (₹in Lakhs) ₹ 234.36 (previous year (₹in Lakhs) ₹ 492.78).
- 18.4** Working Capital Loans from AXIS Bank Limited in INR in Cash Credit (Hypo), Export Packing Credit, Balance Outstanding (₹in Lakhs) ₹186.88 (previous year (₹in Lakhs) NIL).
- 18.4** Working Capital Loans in INR from State Bank of India in Cash Credit Limits under E-DFS Scheme , Balance Outstanding of (₹ in Lakhs) 424.13 (previous year (₹ in Lakhs) 222.25) Consignment Stockist (IOCL) Division.
- 18.5** The working capital limits (total sanctioned limit - ₹ 140 Cr.) is under a consortium arrangement, with State Bank of India being the lead bank. The loans are secured by hypothecation of stocks of Raw Materials, Goods in Process, Finished Goods, Spares, Book Debts, Export Documents etc.. The immovable properties of the company are held as collateral security by the Consortium.
- 18.6** The above Working Capital Loans have been guaranteed (Personal) by Chairman Cum Managing Director and Deputy Managing Director.

## NOTE - 19 : TRADE PAYABLES

Particulars	(₹ in Lakhs)	
	As at March 31, 2022	As at March 31, 2021
1. Trade Payable for purchase of Raw Material & Store, Spares (Refer Note 19.1 Below)	633.79	1,004.64
2. Trade Payable for Services Received	877.81	678.31
	<b>1,511.60</b>	<b>1,682.95</b>
As regards the disclosure requirements under the Micro, Small & Medium Enterprises Development Act, 2006, and Schedule III of the Companies Act, 2013, it may be mentioned that the company had called for information and details from its 'Suppliers' regarding their registration status and classification under the Act as Medium, Small or Micro enterprises. Based on the information received upto the date of these Financial Statements, the Trade Payables are classified as under:		
Amount due to Suppliers being Micro and Small Enterprises	82.63	112.68
Amount due to Others	1,428.97	1,570.27
	<b>1,511.60</b>	<b>1,682.95</b>

**19.1** (Including (₹in Lakhs) 274.83 (Previous Year ₹ 201.51 in Lakhs) of Consignment Stockist (IOCL) Division.

# Notes forming part of the Consolidated Financial Statements

as at March 31<sup>st</sup>, 2022

## Trade Payable Ageing Schedule

(₹ in Lakhs)

Particulars		Outstanding for following periods from the date of the transaction				Total
		Less than 1 Year	1-2 years	2-3 years	More than 3 years	
(i) MSME	CY	82.63	-	-	-	82.63
	PY	112.68	-	-	-	112.68
(ii) Others	CY	1,425.77	3.20	-	-	1,428.97
	PY	1,570.06	0.21	-	-	1,570.27
(iii) Disputed dues – MSME	CY	-	-	-	-	-
	PY	-	-	-	-	-
(iv) Disputed dues – Others	CY	-	-	-	-	-
	PY	-	-	-	-	-
<b>Total</b>	CY	<b>1,508.40</b>	<b>3.20</b>	<b>-</b>	<b>-</b>	<b>1,511.60</b>
	PY	<b>1,682.74</b>	<b>0.21</b>	<b>-</b>	<b>-</b>	<b>1,682.95</b>

## NOTE - 20 : PROVISIONS

(₹ in Lakhs)

Particulars	As at March 31, 2022	As at March 31, 2021
1. Provision for Quality Claim	66.52	57.48
2. Employee Benefits (Leave Wages/Bonus/Gratuity)	512.62	467.02
	<b>579.14</b>	<b>524.50</b>

## NOTE - 21 : OTHER CURRENT LIABILITIES

(₹ in Lakhs)

Particulars	As at March 31, 2022	As at March 31, 2021
1. Advances From Customers & Others	172.56	434.68
2. TDS Payable	36.60	32.75
3. Unpaid Dividend	55.79	51.11
4. Unpaid-salary & wages	276.08	242.43
5. Payables in respect of Capital Goods	19.19	26.15
6. Retention Money From Supplier	1.00	147.95
7. Outstanding Liabilities	568.99	741.25
	<b>1,130.21</b>	<b>1,676.32</b>

# Notes forming part of the Consolidated Financial Statements

as at March 31<sup>st</sup>, 2022

## NOTE - 22 : REVENUE FROM OPERATIONS

(₹ in Lakhs)

Particulars	For the Year ended March 31, 2022	For the Year ended March 31, 2021
<b>(I) Sale of Products</b>		
(i) Plastic Products(Indigenous)	15,191.04	7,875.04
(ii) Plastic Products (Export)	44,534.78	34,601.58
(iii) By-Products	1,287.32	785.13
	<b>61,013.14</b>	<b>43,261.75</b>
<b>(II) Sale - Trading of Stock -in-Trade</b>		
(i) Plastic Granules/ Others	3,870.91	2,900.60
(ii) Merchant Exports	73.85	229.61
	<b>3,944.76</b>	<b>3,130.21</b>
<b>(III) Other Operating Revenue</b>		
(i) Commission received(on Consignment Stock sales IOCL)	103.17	91.47
(ii) Sale of scrap	125.09	103.17
	<b>228.26</b>	<b>194.64</b>
<b>Total Revenue From Operations (I+II+III)</b>	<b>65,186.16</b>	<b>46,586.60</b>
Less : Goods & Service Tax	2,678.82	1,422.23
	<b>62,507.34</b>	<b>45,164.37</b>

## NOTE - 23 : OTHER INCOME

(₹ in Lakhs)

Particulars	For the Year ended March 31, 2022	For the Year ended March 31, 2021
(i) Export Incentives (Focus Market/Product scheme)	160.11	27.35
(ii) Miscellaneous income	9.28	7.73
(iii) Interest Received	125.47	115.78
(iv) Net Gain on Foreign Exchange Fluctuation	971.87	583.58
(v) Profit on Sale of Investment	0.32	15.66
(vi) Gain on revaluation of Investments	0.54	1.76
	<b>1,267.59</b>	<b>751.86</b>

## NOTE - 24 : COST OF THE MATERIALS CONSUMED

(₹ in Lakhs)

Particulars	For the Year ended March 31, 2022	For the Year ended March 31, 2021
Opening Stock :		
Raw Materials	3,107.69	1,190.89
Add : Purchases	37,429.30	25,842.45
Less : Closing Stock	5,081.62	3,107.69
<b>Materials Consumed</b>	<b>35,455.37</b>	<b>23,925.65</b>

# Notes forming part of the Consolidated Financial Statements

as at March 31<sup>st</sup>, 2022

## NOTE - 25 : PURCHASE OF STOCK IN TRADE

(₹ in Lakhs)

Particulars	For the Year ended March 31, 2022	For the Year ended March 31, 2021
Purchase of Plastic Granules / Others	3,760.94	2,687.65
	<b>3,760.94</b>	<b>2,687.65</b>

## NOTE - 26 : CHANGES IN INVENTORIES

(₹ in Lakhs)

Particulars	For the Year ended March 31, 2022	For the Year ended March 31, 2021
Opening Stock :		
Goods in Process	2,619.04	1,892.92
Finished Goods	1,852.12	1,137.88
Closing Stock		
Less :		
Goods in Process	2,964.68	2,619.04
Finished Goods (Includes Goods in Transit)	2,887.18	1,852.12
<b>(Increase) Decrease in Stock</b>	<b>(1,380.70)</b>	<b>(1,440.36)</b>

## NOTE - 27 : EMPLOYEE BENEFITS EXPENSES

(₹ in Lakhs)

Particulars	For the Year ended March 31, 2022	For the Year ended March 31, 2021
(i) Salaries, Wages ,Bonus & Others	3,532.54	3,077.69
(ii) Contribution to Provident and other Funds	211.53	179.12
(iii) Staff welfare expenses	534.36	377.87
(iv) Directors' Remuneration	232.93	214.76
(v) Directors' Commission	191.70	228.52
	<b>4,703.06</b>	<b>4,077.96</b>

## NOTE - 28 : OTHER EXPENSES

(₹ in Lakhs)

Particulars	For the Year ended March 31, 2022	For the Year ended March 31, 2021
Stores and Spares Consumed	1,241.77	819.55
Power and Fuel	2,393.35	2,258.81
Other Direct Expenses	4,070.90	3,254.03
Repairs and Maintenance		
- Building'	139.58	118.47
- Plant and Machinery	80.92	65.31
- Others	57.06	42.05
Advertisement and Publicity	8.12	5.96
Traveling and Conveyance		
- Directors' Traveling including Foreign Travel	11.12	5.02
- Sales Staff	18.28	1.22
- Other	17.61	10.68



# Notes forming part of the Consolidated Financial Statements

as at March 31<sup>st</sup>, 2022

## NOTE - 28 : OTHER EXPENSES (Contd...)

(₹ in Lakhs)

Particulars	For the Year ended March 31, 2022	For the Year ended March 31, 2021
Transportation Expenses	216.49	173.26
Selling and Promotional Expenses	193.13	103.18
Freight and Forwarding	5,574.56	2,449.76
Claims and Discount	106.76	111.81
Bad Trade Receivables/Advances Written Off	13.98	393.82
Legal and Professional	279.37	127.98
Meeting, Recruitment & Training Expenses	22.33	16.98
Printing and Stationery/ Books and Periodicals	39.54	31.14
Vehicle Maintenance	42.36	30.80
Rent	63.30	22.79
Rates and taxes	35.32	32.82
Corporate Social Responsibility	49.90	50.27
Communication Expenses	50.21	37.71
Auditors' Remuneration		
Audit Fees	7.31	7.05
Tax & GST Audit Fees	1.00	2.00
Services for Tax matter	-	1.30
Subscription and Memberships	9.68	7.56
Insurance Expenses	250.52	169.69
Directors' Sitting Fees	12.88	8.37
Miscellaneous Expenses	15.52	48.81
Loss on disposal of Fixed Assets	30.73	11.38
	<b>15,053.60</b>	<b>10,419.58</b>

## NOTE - 29 : FINANCE COSTS

(₹ in Lakhs)

Particulars	For the Year ended March 31, 2022	For the Year ended March 31, 2021
(i) Interest to Bank & others	1,262.20	769.74
(ii) Bank Charges	153.15	147.39
	<b>1,415.35</b>	<b>917.13</b>

## NOTE - 30 : DIVIDEND

The Company recognizes a liability to make payment of dividend to owners of equity when the distribution is authorized and is no longer at the discretion of the Company and is declared by the shareholders. A corresponding amount is recognised directly in equity.

The dividends paid in the years reported in these financial statements are duly disclosed in the Statement of changes in Equity of the year in which payment has been made, irrespective of the year in which the same were proposed.

Dividends paid during the year ended March 31, 2022 include an amount of ₹ 1.80 per equity share towards final dividend for the year ended March 31, 2021 & an amount of 1.00 per equity share towards Interim dividend for the year ended March 31, 2022.

Dividends declared by the Company are based on the profit available for distribution. The Board of Directors of the Company have proposed a final dividend of ₹ 1.20 per share in respect of the year ended March 31, 2022. The proposal is subject to the approval of shareholders at the Annual General Meeting, and if approved, would result in a cash outflow of approximately ₹ 257.60 Cr.

# Notes forming part of the Consolidated Financial Statements

as at March 31<sup>st</sup>, 2022

## NOTE - 31 : SEGMENT REPORTING

The segment reporting of the Company has been prepared in accordance with Ind AS-108, "Operating Segment" (specified under section 133 of the Companies Act, 2013, read with Rule 7 of Companies (Accounts) Rules, 2015). For management purposes, the company is organized into business segment based on its products and services and has three reportable segments as follows:

### a) Operating Segments

Plastic Division : Domestic and Export sale of manufactured and traded plastic products

Consignment Stockiest : Consignment Stockiest for Indian Oil Corporation Ltd.

Solar Power Division : Generation and supply of power. The same is consumed by the company in its manufacturing operations.

(₹ in Lakhs)

Particulars	Plastic Division		Consignment Stockiest		Solar Power Division		Total Operations	
	31.03.2022	31.03.2021	31.03.2022	31.03.2021	31.03.2022	31.03.2021	31.03.2022	31.03.2021
1. Segment Revenue	62,404.17	45,072.90	103.17	91.47	38.99	40.84	62,546.33	45,205.21
Less: Inter Segment Revenue	-	-	-	-	-	-	-	-
<b>Net Sales/Income from Operations</b>	<b>62,404.17</b>	<b>45,072.90</b>	<b>103.17</b>	<b>91.47</b>	<b>38.99</b>	<b>40.84</b>	<b>62,546.33</b>	<b>45,205.21</b>
2. Other Revenue	1,157.28	679.80	110.31	72.06	-	-	1,267.59	751.86
<b>Total Income</b>	<b>63,561.45</b>	<b>45,752.70</b>	<b>213.48</b>	<b>163.53</b>	<b>38.99</b>	<b>40.84</b>	<b>63,813.92</b>	<b>45,957.07</b>
2. Segment Results (Profit Before Tax and Interest)	4,929.16	5,176.78	171.77	126.87	21.13	23.66	5,122.06	5,327.31
Less: Unallocated Interest Finance Charges	1,392.12	895.14	23.23	21.99	-	-	1,415.35	917.13
<b>Total Profit before tax</b>	<b>3537.04</b>	<b>4,281.64</b>	<b>148.54</b>	<b>104.88</b>	<b>21.13</b>	<b>23.66</b>	<b>3706.71</b>	<b>4,410.18</b>
3. Capital Employed (Segment Assets - Segment Liabilities)	17,560.85	15,218.89	73.47	248.47	265.48	278.86	17,899.79	15,746.22
4. Segment Assets	41,768.69	37,369.04	-	-	266.56	279.98	42,035.25	37,649.02
5. Depreciation	1,047.18	905.61	-	-	13.43	12.83	1,060.60	918.44

### c) The assets and liabilities as mentioned in the Balance Sheet include the following amounts as related to Consignment Stockiest Division of the Company

(₹ in Lakhs)

Particulars	2021-22	2020-21
i. Trade Receivables	764.84	668.68
ii. Cash & Bank Balances	0.22	0.62
iii. Short Term Loans & Advances	7.36	2.93
iv. Net Inter Branch Balances	73.47	248.47
v. Trade Payable	274.83	201.51
vi. Other Current Liabilities	-	-
Vii. Short Term Borrowings	424.12	222.25

# Notes forming part of the Consolidated Financial Statements

as at March 31<sup>st</sup>, 2022

## d) The assets and liabilities as mentioned in the Balance Sheet include the following amounts as related to Solar Power Division of the Company

(₹ in Lakhs)		
Particulars	2021-22	2020-21
i. Property, Plant And Equipment	266.56	279.98
ii. Trade Receivables	-	-
iii. Cash & Bank Balances	-	-
iv. Other Current Assets	0.11	0.07
v. Net Inter Branch Balances	265.48	278.86
vi. Trade Payable	0.87	0.87
vii. Other Current Liabilities	0.32	0.32
viii. Long Term Borrowings	-	-

## NOTE - 32 : EARNING PER SHARE

Earning per Share (EPS) is computed in accordance with Ind-AS – 33- “Earning Per share” (Specified under Section 133 of the Companies Act, 2013, read with Rule 7 of Companies (Accounts) Rules, 2015).

(₹ in Lakhs)		
Particulars	As at March 31, 2022	As at 31st March, 2021
<b>Basic Earning Per Share</b>		
Numerator of EPS		
Net Profit after Tax (As per Profit/ Loss Account after adjustment for preference dividend and Tax thereon)	2,619.85	3,031.09
Denominator of EPS		
Weighted Average Number of equity share of ₹ 10/- each ##	21466758	21466758
<b>Basic Earnings per share</b>	<b>12.20</b>	<b>14.12</b>
<b>Diluted Earning Per Share</b>		
Numerator of EPS	2,619.85	3,031.09
Net Profit after Tax (As per Profit/ Loss Account after adjustment for preference dividend and Tax thereon)		
Denominator of EPS		
Weighted Average Number of equity share of ₹ 10/- each **	21466758	21466758
	<b>12.20</b>	<b>14.12</b>

## The number of partly paid up shares outstanding during the preceding year has been adjusted for the paid up value for the relevant period.

\*\* The Weighted average number of shares have been worked out on the basis of number of days for which the same were outstanding during the preceding year.

## NOTE - 33 : CONTINGENT LIABILITIES

(₹ in Lakhs)		
Particulars	2021-2022	2020-2021
Counter Guarantees given to Bank for issue of performance guarantees by Bank.	662.22	448.25
Legal Undertakings submitted to DGFT under duty exemption Scheme for duty free import of raw materials (to the extent of obligations upto the reporting date)	1,508.60	2,557.45
Labour cases pending with Labour Courts / High Court	12.00	10.00

# Notes forming part of the Consolidated Financial Statements

as at March 31<sup>st</sup>, 2022

## NOTE - 34 : RELATED PARTY DISCLOSURES

### L. Disclosure of transactions with related parties as required by IND Accounting Standard 24 (As identified by the management)

The company's related party transactions during the year and outstanding balances as on 31.03.2022 are as under:

#### Disclosures related to Key Managerial Person(s) of Entity/Parent Entity:

(₹ in Lakhs)			
Name	Relationship	Nature of Transactions	Amount of Transactions
Mahesh Swarup Agarwal	Chairman emeritus (upto May 22)	Remuneration	28.00
Mahesh Swarup Agarwal	Chairman emeritus (upto May 22)	Sitting fee	0.23
Manoj Agarwal	Chairman cum managing director	Remuneration	173.04
Shashank Agarwal	Deputy managing director	Remuneration	159.95
Sunil Mehta	Executive director	Remuneration	56.45
Usha Agarwal	Non executive director	Rent	7.20
Usha Agarwal	Non executive director	Sitting fee	1.20
Prem Singh Khamesra	Independent director	Sitting fee	2.23
Subodh Kumar	Independent director	Sitting fee	2.43
Ram Gopal Bagla	Independent director	Sitting fee	2.50
Akshay Kumar Gupta	Independent director	Sitting fee	2.18
Dharam Bir Prasad	Independent director	Sitting fee	2.13
Vishal Jain	Chief financial officer	Remuneration	34.36
Ankur Srivastava	Company secretary	Remuneration	16.04

#### Disclosures related to Entity(s) which are controlled/significant influenced by Director(s)/KMP(s) of Reporting Enterprise:

(₹ in Lakhs)		
Name	NATURE OF TRANSACTIONS	AMOUNT OF TRANSACTIONS
KPL Training And Skill Development Center	CSR Expenses	-
Valex Ventures Limited	Sales	427.03
KSM Exports Limited	Rent Paid	24.00
KSM Exports Limited	Rent Received	0.24
MSA Investment & Trading Company Pvt Ltd	Rent Paid	6.00
MSA Investment & Trading Company Pvt Ltd	Rent Received	0.24
KPL Packaging Pvt Ltd	Rent Paid	4.80
KPL Packaging Pvt Ltd	Rent Received	0.12
Raghushree Earning Solutions LLP	No Transaction	-

#### Disclosures of Subsidiary Companies

(₹ in Lakhs)			
Name	Relationship	Nature of Transactions	Amount of Transactions
Bright Choice Ventures Private Limited	- Wholly Owned Subsidiary	Convertible Preference Shares	240.00
Kanplas Earning Solutions Private Limited	- Wholly Owned Subsidiary	Equity Shares	25.00

# Notes forming part of the Consolidated Financial Statements

as at March 31<sup>st</sup>, 2022

## Disclosures of Relatives of Directors

(₹ in Lakhs)			
Name	Relationship	Nature of Transactions	Amount of Transactions
Mahesh Swarup Agarwal	- Relative of Director	Others Services	15.00
Manjari Agarwal	- Relative of Director	-	-

## Details of Transactions Nature

Particulars	(₹ in Lakhs)					
	Key Managerial Personnel		SUBSIDIARY COMPANY / ASSOCIATE COMPANY / ENTITIES CONTROLLED BY DIRECTOR(S)		Relatives of Directors	
	31.03.2022	31.03.2021	31.03.2022	31.03.2021	31.03.2022	31.03.2021
Remuneration/ Others	467.83	483.49	-	-	15.00	3.00
Sitting Fees	12.88	8.37	-	-	-	-
Rent paid	7.20	6.60	34.80	21.50	-	-
Rent received	-	-	0.60	0.60	-	-
Sales made by the Company	-	-	427.03	182.00	-	-
Share Capital of Subsidiary Company	-	-	265.00	200.00	-	-
CSR Expenses	-	-	-	-	-	-

## NOTE - 35 : CORPORATE SOCIAL RESPONSIBILITY EXPENSES

Pursuant to the requirement of Section 135 of the Companies Act, 2013, CSR committee has been formed by the Company. The primary function of the CSR Committee is to assist the Board of Directors in formulating a CSR Policy and review the implementation and progress of the same from time to time. The CSR Policy focuses on providing medical facilities to the under-privileged and also development and improvement of community areas designated by the Local authorities. The aim is to better the standards of living for the community as a whole.

(₹ in Lakhs)		
Particulars	2021-2022	2020-2021
Amount required to be spent by the company during the year	48.07	35.55
Amount of expenditure incurred on:		
- Construction / acquisition of any asset		
- On purposes other than above	49.90	50.27
Shortfall at the end of the year	-1.83	-14.72
Total of previous years shortfall		
Reasons for shortfall	N.A	N.A
Nature of CSR activities:	Development of community park, contribution towards medical facilities and infrastructure including COVID-19 relief, free check up camps, charity clinic etc.	

# Notes forming part of the Consolidated Financial Statements

as at March 31<sup>st</sup>, 2022

## NOTE - 36 : EMPLOYEE BENEFIT - DEFINED BENEFIT PLANS

### (a) Reconciliation of opening and closing balances of Defined Benefit Obligation

(₹ in Lakhs)

Particulars	For the Year ended March 31, 2022	For the Year ended March 31, 2021
Present value of defined benefit obligation at the beginning of the year	671.79	580.92
Obligation assumed on acquisition of business	-	-
Interest expense	46.42	38.75
Current Service Cost	81.55	71.22
Benefit paid	(67.62)	(62.33)
Remeasurement of (gain)/loss recognised in other comprehensive income	50.74	43.23
Actuarial changes arising from changes in financial assumptions	-	-
Actuarial changes arising from changes in experience adjustments	-	-
<b>Defined Benefit Obligation at year end</b>	<b>782.88</b>	<b>671.79</b>

### (b) Net Defined Benefit asset/ (liability) recognised in the balance sheet

(₹ in Lakhs)

Particulars	For the Year ended March 31, 2022	For the Year ended March 31, 2021
Fair value of plan assets	-	-
Present Value of Defined Benefit Obligation	782.88	671.79
<b>Amount recognised in balance sheet - Asset/(liability)</b>	<b>(782.88)</b>	<b>(671.79)</b>

### (c) Net defined benefit expense (recognised in the Statement of Profit or loss for the year)

(₹ in Lakhs)

Particulars	For the Year ended March 31, 2022	For the Year ended March 31, 2021
Current Service Cost	81.55	71.21
Net Interest Cost	46.42	38.75
<b>Net defined benefit expense debited to statement of profit and loss for the year</b>	<b>127.97</b>	<b>109.96</b>

### (d) Remeasurement (gain)/loss recognised in other comprehensive income

(₹ in Lakhs)

Particulars	For the Year ended March 31, 2022	For the Year ended March 31, 2021
Actuarial changes arising from demographic assumptions	-	-
Actuarial changes arising from financial assumptions	75.41	35.11
Actuarial changes arising from changes in experience adjustments	(24.66)	8.11
Return on plan assets excluding interest income	-	-
<b>Recognised in other comprehensive income - (Gain)/ Loss</b>	<b>50.75</b>	<b>43.23</b>

# Notes Forming Part of the consolidated Financial Statements

as at March 31, 2022

## NOTE - 37 : RATIO

(₹ in Lakhs)

Particulars	Formula	Current Period		Previous Period		Current Period	Previous Period	% Variance	Reason for variance
		Numerator	Denominator	Numerator	Denominator				
(a) Current Ratio	Current Assets / Current Liabilities	18,950.63	14,645.71	17,742.14	13,990.19	1.29	1.27	2%	-
(b) Debt-Equity Ratio	Total Term Liabilities / Total Net Worth	8,666.42	17,899.79	7,049.53	15,746.22	0.48	0.45	8%	-
(c) Debt Service Coverage Ratio	EBIDTA / Interest on Long Term Borrowing + Current Maturities of Long Term Borrowings	5,453.60	2,507.69	5,775.67	1,685.84	2.17	3.43	-37%	Decrease in net profit ratio vis-à-vis the preceding year and higher repayments of principal portion of the loan in the CY as per terms of sanction
(d) Return on Equity Ratio	PAT *100 / Average Shareholder's Equity	2,619.85	16,823.01	3,031.09	14,301.51	15.57	21.19	-27%	Fall in net profit ratio as worked out in (i) below
(e) Inventory Turnover Ratio	Net Sales / Average Inventory	62,507.34	10,990.38	45,164.37	7,530.89	5.69	6.00	-5%	-
(f) Trade Receivables Turnover Ratio	Net Sales / Average Debtors	62,507.34	5,832.51	45,164.37	4,732.80	10.72	9.54	12%	-
(g) Trade Payables Turnover Ratio	Net Purchases / Average Creditors	41,190.24	1,597.28	28,530.10	1,124.91	25.79	25.36	2%	-
(h) Net Capital Turnover Ratio	Net Sales / Working Capital	62,507.34	3,254.08	45,164.37	3,751.95	19.21	12.04	60%	Increase in Sales
(i) Net Profit Ratio	Net Profit *100 / Net Sales	2,619.85	62,507.34	3,031.09	45,164.37	4.19	6.71	-38%	1. Decrease in Gross profit ratio due to high raw material cost 2. Increase in insurance and overseas freight and shipping costs.
(j) Return on Capital Employed	EBIDTA *100 / Capital Employed	5,453.60	26,689.27	5,775.67	23,084.98	20.43	25.02	-18%	-
(k) Return on Investment	Return on Investment / Average Investment	0.86	39.69	17.42	30.88	2.17	56.42	-96%	In PY ₹12.33/- was earned on Zero coupon Bond, which were matured in the said year. The company did not make any significant redemptions during the current year.

# Notes forming part of the Consolidated Financial Statements

as at March 31<sup>st</sup>, 2022

Notes:-

(₹ in Lakhs)

Particulars		Current Year	Previous Year
<b>i) Total Term Liabilities :</b>	Long Term Borrowings	6,845.02	5,810.74
	Current Maturities of Long Term Borrowings	1,821.40	1,238.79
		<b>8,666.42</b>	<b>7,049.53</b>
<b>ii) EBITDA :</b>	Profit/(Loss) before Tax	3,706.71	4,410.18
	Depreciation, Amortisation and Impairment expense	1,060.60	918.44
	Interest on Long Term Borrowing	686.29	447.05
		<b>5,453.60</b>	<b>5,775.67</b>
<b>iii) Average Shareholder's Equity:</b>	Opening Shareholder's Equity	15,746.22	12,856.80
	Closing Shareholder's Equity	17,899.79	15,746.22
		<b>16,823.01</b>	<b>14,301.51</b>
<b>iv) Average Inventory :</b>	Opening Inventory	10,261.86	4,799.92
	Closing Inventory	11,718.90	10,261.86
		<b>10,990.38</b>	<b>7,530.89</b>
<b>v) Average Debtors :</b>	Opening Debtors	5,552.65	3,912.95
	Closing Debtors	6,112.36	5,552.65
		<b>5,832.51</b>	<b>4,732.80</b>
<b>vi) Net Purchases :</b>	Purchases of RM	37,429.30	25,842.45
	Purchase Of Stock In Trade	3,760.94	2,687.65
		<b>41,190.24</b>	<b>28,530.10</b>
<b>vii) Average Debtors :</b>	Opening Creditors	1,682.95	566.86
	Closing Creditors	1,511.60	1,682.95
		<b>1,597.28</b>	<b>1,124.91</b>
<b>viii) Working Capital :</b>	Current Assets	17,899.79	17,742.14
	Current Liabilities	14,645.71	13,990.19
		<b>3,254.08</b>	<b>3,751.95</b>
<b>ix) Capital Employed :</b>	Net Worth	17,899.79	15,746.22
	Long Term Borrowing	6,845.02	5,810.74
	Deferred Tax Liability	1,944.46	1,528.02
		<b>26,689.27</b>	<b>23,084.98</b>
<b>x) Average Investment :</b>	Opening Investment	38.01	23.74
	Closing Investment	41.36	38.01
		<b>39.69</b>	<b>30.88</b>



# Notes forming part of the Consolidated Financial Statements

as at March 31<sup>st</sup>, 2022

## NOTE - 38 : QUANTITATIVE DISCLOSURES OF FAIR VALUE MEASUREMENT HIERARCHY FOR ASSETS AS AT MARCH, 31, 2022

(₹ in Lakhs)

Particulars	CARRYING VALUE March 31, 2022	FAIR VALUE		
		LEVEL 1	LEVEL 2	LEVEL 3
<b>Financial Assets Measured at Fair Value</b>				
<b>Investments Measured At</b>				
(I) Fair Value Through Other Comprehensive Income	-	-	-	-
(ii) Fair Value Through Profit & Loss				
Investment Property	-	-	-	-
Non Current Financial Investment	299.98	-	-	299.98
Current Financial Investment	41.36	41.36	-	-
<b>Financial Assets Measured At Amortised Cost</b>				
Other Non Current Assets	887.21	-	-	887.21
Other Non Current Financial Assets	303.96	-	-	303.96
Trade Receivables	6,112.36	-	-	6,112.36
Cash & Cash Equivalents	26.47	-	-	26.47
Other Bank Balances	252.25	-	-	252.25
Other Current Financial Assets	755.68	-	-	755.68
<b>Financial Liabilities Measured At Amortised Cost</b>				
<b>Non Current Financial Liabilities</b>				
Borrowings	6,845.02	-	-	6,845.02
Other Financial Liabilities	-	-	-	-
<b>Current Financial Liabilities</b>				
Borrowings	11,424.76	-	-	11,424.76
Trade Payables	1,511.60	-	-	1,511.60
Other Financial Liabilities	-	-	-	-
Other Current Liabilities	1,130.21	-	-	1,130.21

(₹ in Lakhs)

Particulars	CARRYING VALUE March 31, 2021	FAIR VALUE		
		LEVEL 1	LEVEL 2	LEVEL 3
<b>FINANCIAL ASSETS MEASURED AT FAIR VALUE</b>				
<b>Investments Measured At</b>				
(I) Fair Value Through Other Comprehensive Income	-	-	-	-
(ii) Fair Value Through Profit & Loss				
Investment Property	-	-	-	-
Non Current Financial Investment	299.98	-	-	299.98
Current Financial Investment	38.01	38.01	-	-
<b>FINANCIAL ASSETS MEASURED AT AMORTISED COST</b>				
Other Non Current Assets	584.42	-	-	584.42
Other Non Current Financial Assets	302.79	-	-	302.79
Trade Receivables	5,552.65	-	-	5,552.65
Cash & Cash Equivalents	371.30	-	-	371.30
Other Bank Balances	145.28	-	-	145.28
Other Current Financial Assets	1,373.04	-	-	1,373.04

# Notes forming part of the Consolidated Financial Statements

as at March 31<sup>st</sup>, 2022

## NOTE - 38 : QUANTITATIVE DISCLOSURES OF FAIR VALUE MEASUREMENT HIERARCHY FOR ASSETS AS AT MARCH, 31, 2022 (Contd..)

(₹ in Lakhs)

Particulars	CARRYING VALUE March 31, 2021	FAIR VALUE		
		LEVEL 1	LEVEL 2	LEVEL 3
<b>Financial Liabilities Measured At Amortised Cost</b>				
Borrowings	5,810.74	-	-	5,810.74
Other Financial Liabilities	-	-	-	-
Current Financial Liabilities				
Borrowings	10,032.66	-	-	10,032.66
Trade Payables	1,682.95	-	-	1,682.95
Other Financial Liabilities	-	-	-	-
Other Current Liabilities	1,676.32	-	-	1,676.32

**Note:** the company has disclosed financial instruments such as cash & cash equivalents, other bank balances, trade receivables, trade payables, bank overdrafts and other current liabilities at carrying amount value because their carrying amounts are a reasonable approximation of the fair values due to the short term maturities of these instruments.

The accompanying schedules form an integral part of these financial statements.

As per our report of even date attached

For and on behalf of the Board of Directors

For **Rajiv Mehrotra & Associates**  
Chartered Accountants  
Firm Regd. No.: 002253C

**Vishal Jain**  
Chief Financial Officer

**Manoj Agarwal**  
Chairman cum Managing Director  
(DIN : 00474146)

**Rajiv Mehrotra**  
Partner  
Membership No.: 071428  
Place: Kanpur  
Date: 23.05.2022

**Ankur Srivastava**  
Company Secretary

**Shashank Agarwal**  
Deputy Managing Director  
(DIN : 02790029)

## Form AOC-1

(Pursuant to first proviso to sub-section (3) of section 129 of the Companies Act, 2013  
read with Rule 5 of the Companies (Accounts) Rules, 2014)

Annexure-1 to the Consolidated Financial Statement for the year ended 31<sup>st</sup> March, 2022

Statement containing salient features of the financial statements of subsidiaries / Joint Ventures / associates:

## Part A: Subsidiaries

S.No.	Particulars	Details	
1.	Name of the Subsidiary Company	Bright Choice Ventures Private Limited	Kanplas Earning Solutions Private Limited
2.	The date since when subsidiary was acquired	02 <sup>nd</sup> January, 2021	21 <sup>st</sup> May, 2021
3.	Reporting period for the subsidiary concerned, if different from the holding company's reporting period	Not Applicable	Not Applicable
4.	Reporting currency and Exchange rate as on the last date of the relevant financial year in the case of foreign subsidiaries.	Not Applicable	Not Applicable
5.	Share capital	₹ 440 Lacs	₹ 25 Lacs
6.	Reserves & surplus	₹ (3.38) Lacs	₹ (0.95) Lacs
7.	Total Assets	₹ 436.78 Lacs	₹ 24.20 Lacs
8.	Total Liabilities	₹ 0.16 Lacs	₹ 0.15 Lacs
9.	Investments	-	₹ 23.96 Lacs
10.	Turnover	-	-
11.	Profit/(loss) before Taxation	₹(0.41) Lacs	₹(0.95) Lacs
12.	Provision for Taxation	-	-
13.	Profit/(loss) after Taxation	₹ (0.41) Lacs	₹(0.95) Lacs
14.	Proposed Dividend	-	-
15.	Extent of shareholding (in percentage)	100%	100%

## Note:

1. A new wholly owned foreign subsidiary of the Company namely M/s 'KANPLAS DO BRASIL LTDA' (CNPJ: 46.158.746/0001-29) was incorporated in Brazil on 26<sup>th</sup> April, 2022 is yet to commence its operation.
2. No subsidiaries have been liquidated or sold during the year.

## Part B: Associate Company and Joint Venture – Nil









D 19-20, Panki Industrial Area, Kanpur 208 022

Tel: +91 512 2691113 - 116

Fax: + 91 512 2691117

Email: [secretary@kanplas.com](mailto:secretary@kanplas.com)

CIN: L25209UP1971PLC003444

[www.kanplas.com](http://www.kanplas.com)

