

TARAI FOODS LIMITED
CIN: L15142DL1990PLC039291

Regd. Office: 13, Hanuman Road, Connaught Place, New Delhi- 110 001.
Website: www.taraifoods.com Email: grvnecs.tfl@gmail.com Tel No.: 011-41018839

14th November, 2022

The Assistant General Manager,
The Corporate Relationship Department,
The Stock Exchange, Mumbai.
Phirozee Jeejeebhoy Towers,
Dalal Street, Mumbai- 400001
Stock Code: 519285

Dear Sir,

Sub.: Outcome of the Board of Directors Meeting held on 14/11/2022 for adoption of Un-Audited Financial Results for the quarter ended 30.09.2022.

Dear Sir/Madam

In Compliance with Regulation Nos. 30, 31A & 33 of the SEBI (Listing Obligations & Disclosure Requirements) Regulations, 2015, the Board of Directors of the Company in their 3rd meeting for the Financial Year 2022-23 held on Monday, 14th November, 2022 at 4:30 P.M. at Sandhu Farms, Rudrapur had considered and approved the following items among many other items:

1. Approval of the Un-Audited Financial Results along with the Limited Review Report of the Company for the quarter ended 30th September, 2022;

The Board meeting commenced at 4:30 p.m. & concluded at 5:30 p.m. In this regard, find attached the following:

1. Duly signed results along with the limited review report for the quarter ended 30.09.2022.

This is for your information and records. You are also requested to update our Company's records/data in Stock Exchanges website and oblige."

Thanking You

Yours Faithfully,

For Tarai Foods Limited

VIJAY KANT ASIJA
Digitally signed by
VIJAY KANT ASIJA
Date: 2023.06.26
23:32:43 +05'30'

Vijay Kant Asija
(Compliance Officer & Company Secretary)

Encl: As above

SUNIL VASHISHT & CO.

Chartered Accountants

R-8, South Ex-2, New Delhi-110049

Review report to **Tarai Foods Limited**

We have reviewed the accompanying statement of unaudited financial results of Tarai Foods Limited for the quarter ended 30.09.2022. This statement is the responsibility of the Company's Management and has been approved by the Board of Directors. Our responsibility is to issue a report on these financial statements based on our review.

We conducted our review of the Statement in accordance with the Standard on Review Engagements (SRE) 2410 "Review of Interim Financial Information Performed by the Independent Auditor of the Entity", issued by the Institute of Chartered Accountants of India. This standard requires that we plan and perform the review to obtain moderate assurance as to whether the financial statements are free of material misstatement. A review is limited primarily to inquiries of company personnel and analytical procedures applied to financial data and thus provide less assurance than an audit. We have not performed an audit and accordingly, we do not express an audit opinion.

Based on our review conducted as above, nothing has come to our attention that causes us to believe that the accompanying statement of unaudited financial results prepared in accordance with applicable accounting standards and other recognized accounting practices and policies has not disclosed the information required to be disclosed in terms of Regulation 33 of the SEBI (Listing Obligations and Disclosure Requirements) Regulations, 2015 including the manner in which it is to be disclosed, or that it contains any material misstatement.

Our conclusion is not modified in respect of this matter.

M/s Sunil Vashisht & Co.
(Chartered Accountants)
FRN: 005016N

CA. Varun Vashisht
Partner
M.No. 512252
Place: Rudrapur
Date: 28.04.2023

UDIN: **23512252BGXHIT6303**

TARAI FOODS LIMITED
REGD OFFICE: 13, HANUMAN ROAD, CONNAUGHT PLACE, NEW DELHI-110001. Tel No.: 011-41018839
CIN NO.: L15142DL1990PLC039291 WEBSITE: www.taraifoods.com Email: grvnces.tff@gmail.com

(RS. IN LACS)

EXTRACT OF UNAUDITED STANDALONE FINANCIAL RESULTS FOR THE QUARTER ENDED 30TH SEPTEMBER, 2022

Particulars	Quarter ending	Preceding Quarter ending	Corresponding Quarter ending	Year ending	Year ending
	30.09.2022	30.06.2022	30.09.2021	31.03.2022	31.03.2021
	UNAUDITED	AUDITED	UNAUDITED	AUDITED	AUDITED
1 Total income from operations (net)	11.6	39.4	76.2	274.3	282.7
2 Net Profit / (Loss) for the period (before Tax, Exceptional and/or Extraordinary items)	-18.6	-3.8	-1.8	-37.5	-22.9
3 Net Profit / (Loss) for the period before tax (after Exceptional and/or Extraordinary items)	-18.6	-3.8	-1.8	-44.5	-23.7
4 Net Profit / (Loss) for the period after tax (after Exceptional and/or Extraordinary items)	-18.6	-3.8	-1.8	-44.5	-23.7
5 Total Comprehensive Income for the period [Comprising Profit / (Loss) for the period (after tax) and Other Comprehensive Income (after tax)]	-18.6	-3.8	-1.8	-42.9	-23.7
6 Paid Up Equity Share Capital (Face Value Rs. 10/-)	1536.41	1536.41	1536.41	1536.41	1536.41
7 Reserves (excluding Revaluation Reserve & Debit balance in Profit and Loss A/c.as shown in the Balance Sheet of previous year)	448.85	448.85	448.80	448.85	448.80
8 Basic and Diluted EPS (NOT ANNUALISED)(after Tax, exceptional and Extraordinary charges)					
Basic	-0.12	-0.02	-0.01	-0.29	-0.15
Diluted	-0.12	-0.02	-0.01	-0.29	-0.15

1 The financial results of the company have been prepared in accordance with the Indian Accounting Standards (Ind AS) prescribed under Section 133 of the Companies Act, 2013, read with the relevant rules issued thereunder.

2

The above results have been reviewed by Audit Committee and were approved at the Board Meeting of the Directors of the company held on 14.11.2022

3 The company has its operations of manufacturing of fresh, frozen foods and vegetables and there is no segment to be reported as per IND AS-108.

4 Previous figures have been regrouped, reclassified wherever considered necessary to conform to the current period presentation.

Place: Rudrapur
Date: 14.11.2022

Vijay Kant Asija
Compliance Officer cum Company Secretary
A-13390

VIJAY
KANT
ASIJA

Digitally signed
by VIJAY KANT
ASIJA
Date: 2023.06.26
23:33:12 +05'30'

TARAI FOODS LIMITED
13, HANUMAN ROAD, CONNAUGHT PLACE, NEW DELHI- 110 001.
WEBSITE: www.taraifoods.com Email: grvncces.tfl@gmail.com Tel No.: 011-41018839
CIN NO.: L15142DL1990PLC039291
Unaudited Standalone Financial Results for the Quarter ending 30.09.2022

PART-1						(Rs. In lacs)
S.No	Particulars	Quarter ending 30.09.2022	Preceding Quarter ending 30.06.2022	Corresponding Quarter ending 30.09.2021	Year ending 31.03.2022	Year ending 31.03.2021
		UNAUDITED	UNAUDITED	UNAUDITED	AUDITED	AUDITED
1	Revenue from operations	11.6	39.4	76.2	274.3	282.7
2	Other Income	1.2	0.0	0.0	7.4	11.8
3	Total Revenue (I + II)	12.8	39.4	76.2	281.8	294.6
4	Expenses:					
a	Cost of material consumed	1.1	12.8	47.7	130.5	139.9
b	Purchase of stock in trade	0.0	0.0	0.0	0.0	0.0
c	Change in Inventory of Finished Goods	16.3	2.4	-1.6	5.1	0.8
d	Employee Benefit Expenses	1.5	4.7	5.2	21.8	38.1
e	Finance Cost	0.0	0.0	0.0	0.0	0.7
f	Depreciation and Amortisation Cost	4.0	4.0	4.0	16.0	16.0
g	Fuel, Power and water	2.7	10.9	14.3	64.1	8.6
h	Other Expenses	5.8	8.4	8.4	81.8	113.3
	Total expenses	31.3	43.2	78.0	319.3	317.5
5	Profit before Exceptional and Extra ordinary items and Tax (III-IV)	-18.6	-3.8	-1.8	-37.5	-22.9
6	Exceptional Items/ prior year items	0.0	0.0	0.0	7.0	0.8
7	Profit (+)/ Loss(-) before Extra ordinary Items and Tax (V-VI)	-18.6	-3.8	-1.8	-44.5	-23.7
8	Extra ordinary items	0.0	0.0	0.0	0.0	0.0
9	Net Profit (+)/ Loss(-) from Ordinary Activities before Tax (VII- VIII)	-18.6	-3.8	-1.8	-44.5	-23.7
10	TAX EXPENSES					
1)	CURRENT TAX	0.0	0.0	0.0	0.0	0.0
2)	Deferred Tax	0.0	0.0	0.0	0.0	0.0
	Total Tax	0.0	0.0	0.0	0.0	0.0
11	Profit/ (Loss) for the period from continuing operations (X-XI)	-18.6	-3.8	-1.8	-44.5	-23.7
12	Profit/(loss) from discontinuing operations	0.0	0.0	0.0	0.0	0.0
13	Tax Expense from discontinuing operations	0.0	0.0	0.0	0.0	0.0
14	Profit/(loss) from discontinuing operations (after Tax) (XII-XIII)	0.0	0.0	0.0	0.0	0.0
15	Profit/ (Loss) for the period (XI + XIV)	-18.6	-3.8	-1.8	-44.5	-23.7
16	Other Comprehensive Income/ (Expenses)	0.0	0.0	0.0	1.6	2.1
17	Total Comprehensive Income/(loss) for the period (15 + 16)	-18.6	-3.8	-1.8	-42.9	-21.6
18	Basic and Diluted EPS (NOT ANNUALISED)					
	Basic	-0.12	-0.02	-0.01	-0.29	-0.15
	Diluted	-0.12	-0.02	-0.01	-0.29	-0.15
19	Paid Up Equity Share Capital	1536.4	1536.4	1536.4	1536.4	1536.41
20	Face value of shares	Rs.10/-	Rs.10/-	Rs.10/-	Rs.10/-	Rs.10/-
21	Reserves & Surplus excluding Revaluation Reserves and debit balance in P&L A/c (GST is Nil)	448.8	448.8	448.8	448.8	448.8

PART - II

	Quarter ending 30.09.2022	Quarter ending 30.06.2022	Corresponding Quarter ending 30.09.2021	Year ending 31.03.2022	Year ending 31.03.2021
A. PARTICULARS OF SHAREHOLDING					
1 Public Shareholding					
- No. of shares	9468158	9468158	9468158	9468158	9468158
- Percentage of Shareholding	53.41	53.41	53.41	53.41	53.41
2 Promoter and Promoter Group shareholding	8259962	8259962	8259962	8259962	8259962
a. Pledged / encumbered					
- No. of shares	0.00	0.00	0.00	0.00	0.00
- Percentage of Shareholding (as a % of the total shareholding of promoter and promoter group)	0.00	0.00	0.00	0.00	0.00
- Percentage of shares (as a % of the total share capital of the company)	0.00	0.00	0.00	0.00	0.00
b. Non-encumbered					
- No. of shares	8259962	8259962	8259962	8259962.00	8259962
- Percentage of shares (as a % of the total shareholding of promoter and promoter group)	100	100	100	100	100
- Percentage of shares (as a % of the total share capital of the Company)	46.59	46.59	46.59	46.59	46.59

1 The above is an extract of the detailed format of unaudited results for the quarter ended 30th September, 2022 filed with the Stock Exchanges under Regulation 33 of the SEBI (Listing and Other Disclosure Requirements) Regulations, 2015. The full format of unaudited results for the quarter ending 30th September, 2022 are available on the Stock Exchange website (www.bseindia.com) and on the Company's website (www.tarafoods.com).

2

The above results have been reviewed by Audit Committee and were approved at the Board Meeting of the Directors of the company held on 14.11.2022.




3 The company has its operations of manufacturing of fresh, frozen foods and vegetables and there is no segment to be reported as per IND AS-108.

4 Previous figures have been regrouped, reclassified wherever considered necessary to conform to the current period presentation.

Place: Rudrapur
Date: 14.11.2022

Vijay Kant Asija
Compliance Officer cum Company Secretary
A-13390

VIJAY
KANT
ASIJA
Digitally signed
by VIJAY KANT
ASIJA
Date: 2023.06.26
23:33:33 +05'30'

Standalone Balance Sheet		
Particulars	As at	
	30.09.2022	As at 31.03.2022
	UnAudited	Audited
	(Rs. In Lacs)	
A. ASSETS		
1. Non Current Assets		
Property, Plant and Equipments	226	234
Total Non-Current Assets	226	234
2. Current Assets		
Inventories	0	19
Financial Assets:		
Trade Receivables	1	6
Cash and cash equivalents	5	5
Short term Loans and advances	33	34
Total Current Assets	39	64
TOTAL- ASSETS	265	297
B. EQUITY AND LIABILITIES		
1. Equity		
Share Capital	1,536	1,536
Other Equity	-1,737	-1,711
Total Equity attributable to equity shareholders	-201	-175
2. Liabilities		
Non- current Liabilities		
Financial Liabilities:		
Long Term Borrowings	272	261
Other Financial Liabilities:		
Other Non Current Liabilities	8	8
Total Non-current Liabilities	280	269
Current Liabilities		
Financial Liabilities:		
Short Term Borrowings	0	0
Trade payables:		
total outstanding dues of micro enterprise and small enterprises and	0	1
total outstanding dues of creditors other than micro enterprise and small enterprises	153	159
Other Financial Liabilities:		
Other Current Liabilities	31	41
Short Term Provisions	1	1
Total Current Liabilities	186	202
TOTAL EQUITY AND LIABILITIES	265	297
<p>1. The financial results of the company have been prepared in accordance with the Indian Accounting Standards (Ind AS) prescribed under Section 133 of the Companies Act, 2013, read with the relevant rules issued thereunder.</p> <p>2. The above results have been reviewed by Audit Committee and were approved at the Board Meeting of the Directors of the company held on 14.11.2022</p> <p>3. The company has its operations of manufacturing of fresh, frozen foods and vegetables and there is no segment to be reported as per IND AS-108.</p> <p>4. Previous figures have been regrouped, reclassified wherever considered necessary to conform to the current period presentation.</p>		
Place: Rudrapur	VJA  Vijay Kant Asija	Compliance Officer cum Company Secretary
Date: 14.11.2022	KANT  ASJA 	A-13390

TARAI FOODS LIMITED
UNAUDITED STATEMENT OF CASH FLOWS FOR THE YEAR ENDED 30.09.2022

[Accounting Policy](#)

Cash Flows are reported using the Indirect Method, whereby profit for the year is adjusted for the effects of transactions of a non cash nature, any deferrals or accruals of past or future operating cash receipts or payments and item of income or expenses associated with investing or financing cash flows.

	For the year ended 30th September 2022	For the year ended 31st March 2022
	Rs.	Rs.
A. Cash Flow from Operating Activities		
Net Profit/ (Loss) Before Tax & Extraordinary items	(25,95,866)	(44,50,142)
Adjustments for		
Actuarial Gain	0	1,55,117
Depreciation and amortisation	7,98,480	16,01,349
Finance Cost	-	-
Interest on Deposits	(1,15,105)	(31,363)
Amount transferred to Capital Reserve	-	-
Profit on sale of Fixed Assets	-	(7,11,090)
Interest on loans written back	-	-
Amounts Written Back	-	-
Operating Profit/ (Loss) before Working Capital Changes	(19,12,491)	(34,36,129)
Adjustment for		
Trade & Other Receivables	5,11,742	(2,08,872)
Loans and Advances	77,399	1,38,057
Inventories	18,61,111	5,14,515
Long Term Provisions	-	-
Short Term Provisions	-	89,306
Trade and other Payables	(16,49,141)	67,390
Cash Generated from operations	(11,11,380)	(28,35,732)
Finance Cost	-	-
Taxes Paid	-	-
Net Cash from Operating Activities (A)	(11,11,380)	(28,35,732)
B. Cash Flow From Investing Activities		
Purchase of Fixed Assets	-	31,363
Interest on Deposits	1,15,105	13,50,000
Sale of Fixed Assets	-	-
Net Cash used in Investing Activities (B)	1,15,105	13,81,363
C. Cash Flow From Financing Activities		
Increase in unsecured loans	10,16,868	3,20,000
Repayment of Unsecured loans	-	-
Repayment to Financial Institutions and Banks	-	-
Cash Flow before Extraordinary Items	10,16,868	-
Adjustments for Extraordinary Items	-	-
Net Cash used in Financing Activities (C)	10,16,868	3,20,000
Net Increase in Cash & Cash Equivalents (A+B+C)	20,593	(11,34,368)
Cash & Cash Equivalents as at the beginning of the period(note below)	5,24,752	16,59,120
Cash & Cash Equivalents as at the close of the period(note below)	5,45,345	5,24,752
Cash & Cash Equivalents including		
-Cash in hand	(2,998)	17,107
-Balances with Scheduled Banks	1,75,855	1,85,013
-Fixed Deposit with Bank	3,72,487	3,22,634
Total	5,45,345	5,24,753

- The financial results of the company have been prepared in accordance with the Indian Accounting Standards (Ind AS) prescribed under Section 133 of the Companies Act, 2013, read with the relevant rules issued thereunder.
- The above results have been reviewed by Audit Committee and were approved at the Board Meeting of the Directors of the company held on 14.11.2022.
- The company has its operations of manufacturing of fresh, frozen foods and vegetables and there is no segment to be reported as per IND AS-108.
- Previous figures have been regrouped, reclassified wherever considered necessary to conform to the current period presentation.

Vijay Kant Asija
Company Secretary cum C
A-13390

VIJAY
KANT
ASIJA

Digitally signed
by VIJAY KANT
ASIJA
Date: 2022.06.26
23:34:09 +05'30'

Place : Rudrapur
Date: 14.11.2022