



NOCIL LIMITED

Regd. Office : Mafatlal House, 3rd Floor, H. T. Parekh Marg,
Backbay Reclamation, Churchgate, Mumbai - 400 020, India.
Tel.: +91 22 6657 6100, 6636 4062 Fax +91 22 6636 4060
Website: www.nocil.com CIN No. L99999MH1961PLC012003
Email: investorcare@nocil.com



ARVIND MAFATLAL GROUP
The ethics of excellence

Date: 2nd February 2021

The Secretary The Bombay Stock Exchange Limited "P.J. Towers" Dalal Street Mumbai-400 001 Scrip Code: 500730	The National Stock Exchange of India Ltd. Exchange Plaza Bandra Kurla Complex, Bandra (East) Mumbai-400 051 Symbol: NOCIL
-----------------------------------------------------------------------------------------------------------------------------	---------------------------------------------------------------------------------------------------------------------------------------------

Dear Sir,

Sub: Investor Presentation

Pursuant to Regulation 30(6) of the Securities and Exchange Board of India (Listing Obligations and Disclosure Requirements), Regulations, 2015, we enclose herewith Investors Presentation on the Financial Highlights for the quarter and nine months ended 31st December 2020.

The aforementioned Presentation has been uploaded on the Company's website viz., www.nocil.com.

We request you to take the above on your records and acknowledge receipt.

Thanking you,

Yours faithfully,
For NOCIL Limited


Amit K. Vyas
Assistant Vice President (Legal) & Company Secretary

Encl.: as above



Responsible Care®
OUR COMMITMENT TO SUSTAINABILITY



**FIRM STEPS.
FOCUSED APPROACH.**



NOCIL LIMITED

Investor Presentation
February 2021

This presentation and the accompanying slides (the “Presentation”), which have been prepared by NOCIL Limited (the “Company”), have been prepared solely for information purposes and do not constitute any offer, recommendation or invitation to purchase or subscribe for any securities, and shall not form the basis or be relied on in connection with any contract or binding commitment what so ever. No offering of securities of the Company will be made except by means of a statutory offering document containing detailed information about the Company.

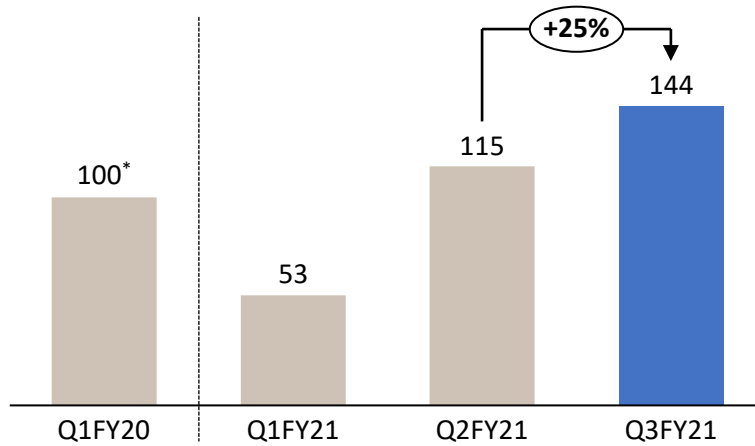
This Presentation has been prepared by the Company based on information and data which the Company considers reliable, but the Company makes no representation or warranty, express or implied, whatsoever, and no reliance shall be placed on, the truth, accuracy, completeness, fairness and reasonableness of the contents of this Presentation. This Presentation may not be all inclusive and may not contain all of the information that you may consider material. Any liability in respect of the contents of, or any omission from, this Presentation is expressly excluded.

Certain matters discussed in this Presentation may contain statements regarding the Company’s market opportunity and business prospects that are individually and collectively forward-looking statements. Such forward-looking statements are not guarantees of future performance and are subject to known and unknown risks, uncertainties and assumptions that are difficult to predict. These risks and uncertainties include, but are not limited to, the performance of the Indian economy and of the economies of various international markets, the performance of the industry in India and world-wide, competition, the company’s ability to successfully implement its strategy, the Company’s future levels of growth and expansion, technological implementation, changes and advancements, changes in revenue, income or cash flows, the Company’s market preferences and its exposure to market risks, as well as other risks. The Company’s actual results, levels of activity, performance or achievements could differ materially and adversely from results expressed in or implied by this Presentation. The Company assumes no obligation to update any forward-looking information contained in this Presentation. Any forward-looking statements and projections made by third parties included in this Presentation are not adopted by the Company and the Company is not responsible for such third party statements and projections.



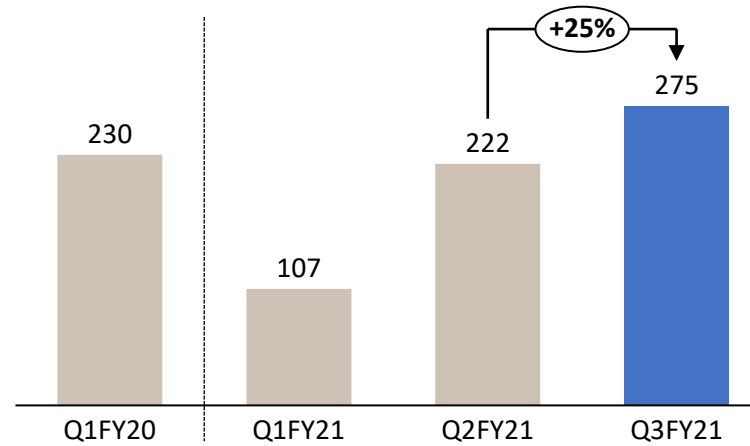
Strong Momentum Continues

Sales Volume* (MT)

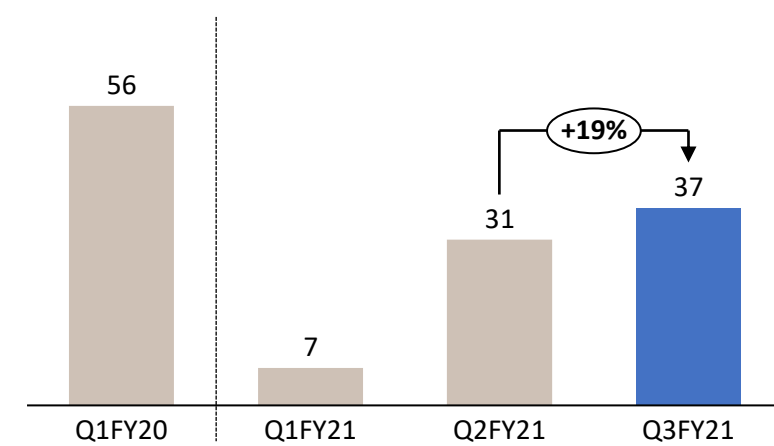


*Base to 100; considering Q1FY20 base period

Revenue from Operation (Rs. In crores)



Operating EBITDA (Rs. In crores)



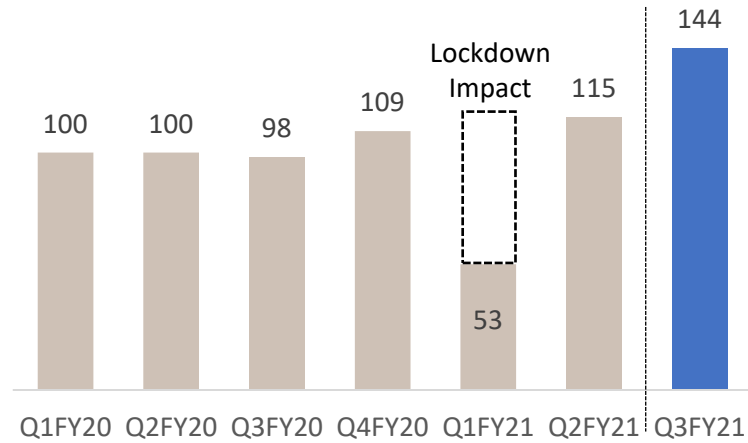
- Operating level at Tyre majors has picked up momentum. Global & Domestic commentary on medium-term positive
- Production is ramping up month on month basis from July onwards
- Utilization levels have increased in July 2020 and have crossed pre-COVID levels on monthly run rate basis
- Sequential volume growth in Q3FY21 is 25%

- Revenues has seen substantial growth
- Fixed cost absorption improved
- Sequential revenue growth in Q3FY21 is 25%
- EBITDA margins will improve gradually



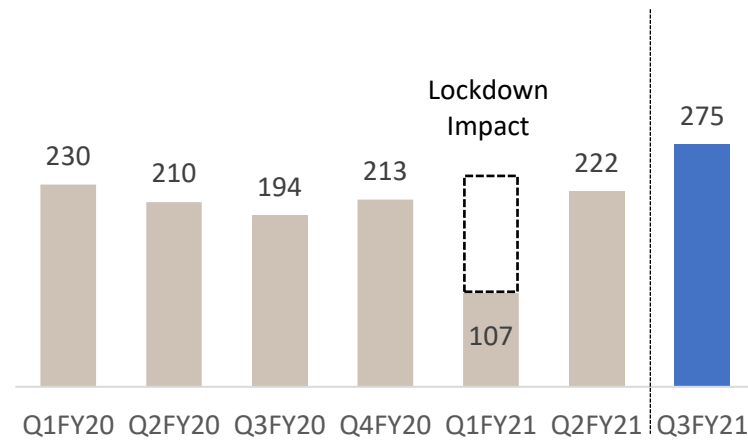
Quarterly Performance: Strong Momentum

Sales Volume* (MT)

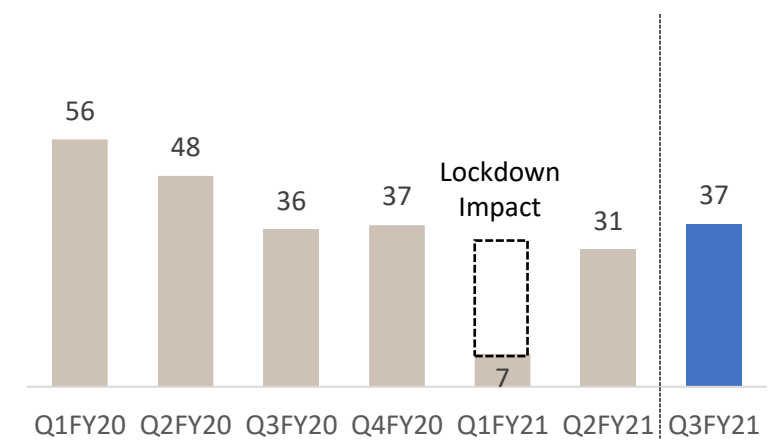


*Base to 100; considering Q1FY20 base period

Revenue from Operation (Rs. In crores)



Operating EBITDA (Rs. In crores)

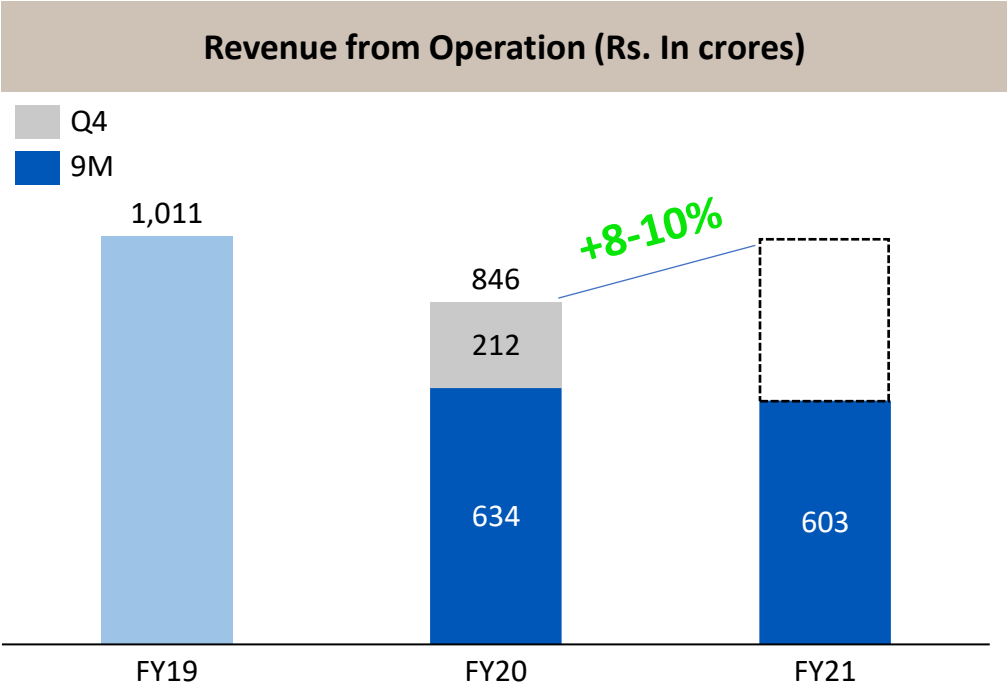
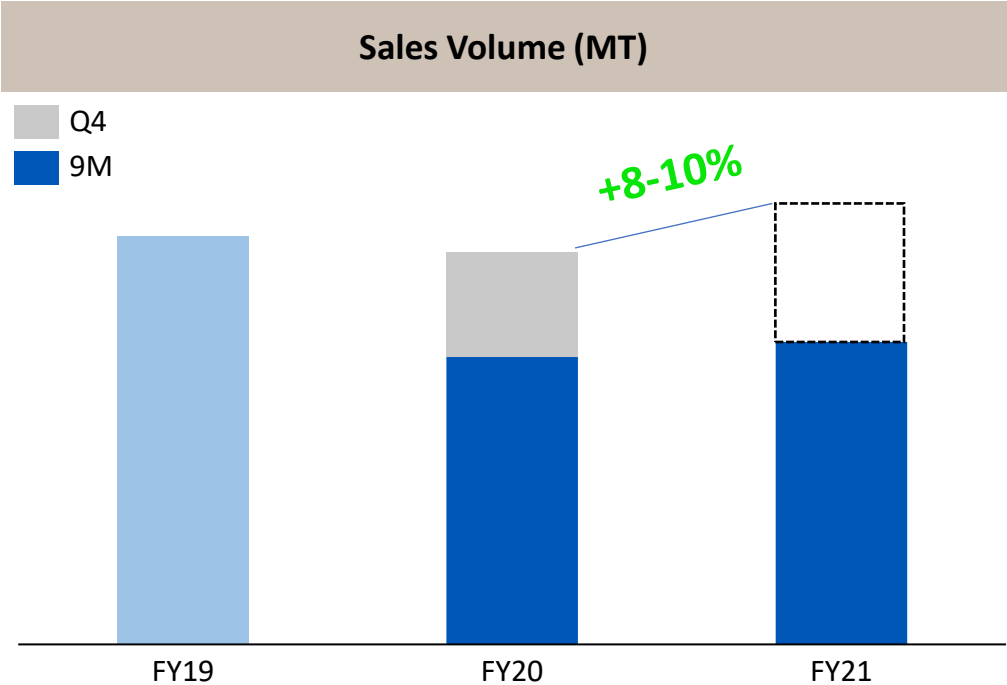


- Operating level at Tyre majors has picked up momentum. Global & Domestic commentary on medium-term positive
- Production is ramping up month on month basis from July onwards
- Utilization levels have increased in July 2020 and have crossed pre-COVID levels on monthly run rate basis
- Sequential volume growth in Q3FY21 is 25%

- Revenues has seen substantial growth
- Fixed cost absorption improved
- Sequential revenue growth in Q3FY21 is 25%
- EBITDA margins will improve gradually

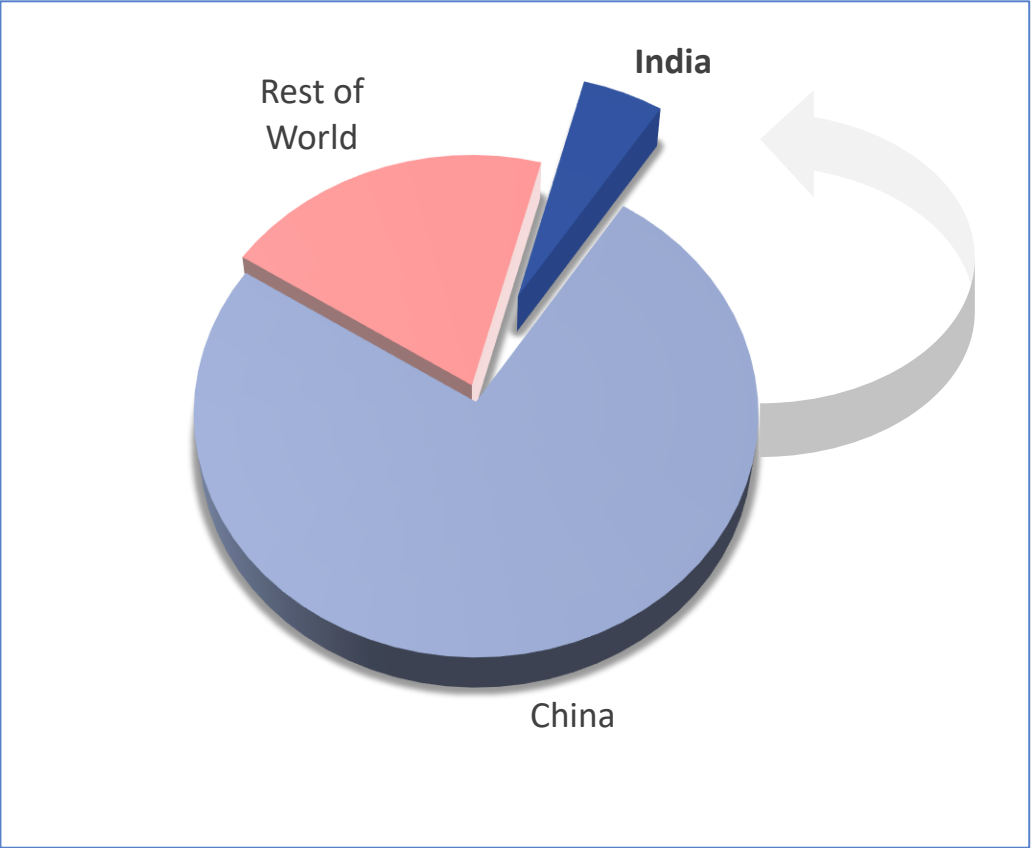


Expected Annual Performance



FY21 will register 8-10% growth, inspite of weak Q1FY21 due to COVID-19

Rubber Chemicals Industry



Currently, China is a dominant player in the Rubber Chemical Industry vis a vis India



Global sourcing strategy expected to undergo a change to include China +1



India will play an important role as a supplier



NOCIL is expected to benefit in view of available capacities





Work from Home

- Implemented work from home during the nationwide lockdown
- On receipt of approvals from government authorities started operation at facilities
- From 10th June started Corporate offices with limited workforce



Sanitization & Social Distancing at workplaces

- Regular sanitization undertaken at offices & factory for safety of employees
- Workplace area sanitization before every shift and staff bus and car sanitization before every use



Employee Screening & adhering to safety protocols

- Regular thermal screening of employees at our factory and Mumbai office on daily basis to ensure safety of employees



Mask & Sanitization distribution & compulsion

- Compulsion for the use of mask and hand sanitization every 2 hours and following all the protocols and guidelines

Business Operations: Update for 9MFY21

- With ease in lockdown restrictions, manufacturing operations resumed with strict safety and hygiene protocols
- Production is ramping up month on month basis from July onwards and Utilization levels have crossed pre-COVID levels on monthly run rate basis
- Sequential volume growth in Q3FY21 is 25%
- Demand continues to be robust. We expect growth of 8-10% in FY21

Liquidity position:

- Company has comfortable liquidity position
- Company is debt free and are taking care of its working capital requirements through internal accruals



Standalone Profit & Loss Statement

Rs. In Crores	Q3 FY21	Q3 FY20	Y-o-Y	Q2 FY21	Q-o-Q	9MFY21	9MFY20	Remarks
Net Revenue from Operations	275	194	41%	222	25%	603	634	Performance is not comparable with same period last year as Q1FY21 performance was impacted due to lockdown
Raw Material	155	93		115		325	282	
Value Addition *	119	102	17%	107	12%	278	352	
Value Addition %	43.4%	52.3%		48.1%		46.1%	55.6%	
Employee Expenses	18	19		17		51	57	
Other Operating Expenses	65	47		58		151	155	
Operating EBITDA	37	36	3%	31	18%	76	140	
Operating EBITDA Margin	13.4%	18.4%		14.1%		12.5%	22.1%	
Depreciation	9	8		9		26	23	
Interest	0	0		0		1	1	
Other Income	2	1		1		13	6	
Profit Before Tax	29	29	0%	23	28%	62	122	
Tax	7	8		6		11	13	
Net Profit	22	21	7%	17	33%	50	109	
Net Profit Margin	8.0%	10.6%		7.5%		8.4%	17.1%	

*Revenue (-) cost of raw materials consumed (-) cost of traded goods (-) change in inventories
^ less than 1 crore



Consolidated Profit & Loss Statement

Rs. In Crores	Q3 FY21	Q3 FY20	Y-o-Y	Q2 FY21	Q-o-Q	9MFY21	9MFY20	Remarks
Net Revenue from Operations	275	194	41%	222	25%	603	634	Performance is not comparable with same period last year as Q1FY21 performance was impacted due to lockdown
Raw Material	155	93		115		325	282	
Value Addition *	119	102	17%	107	12%	278	352	
Value Addition %	43.5%	52.3%		48.1%		46.1%	55.6%	
Employee Expenses	18	19		18		53	59	
Other Operating Expenses	63	46		57		148	151	
Operating EBITDA	38	37	3%	32	19%	77	142	
Operating EBITDA Margin	13.7%	18.8%		14.3%		12.8%	22.4%	
Depreciation	9	8		9		27	24	
Interest	0	0		0		1	1	
Other Income	2	1		1		13	6	
Profit Before Tax	30	29	3%	23	29%	63	122	
Tax	8	8		6		12	14	
Net Profit	22	21	6%	17	33%	51	109	
Net Profit Margin	8.1%	10.8%		7.6%		8.5%	17.2%	

*Revenue (-) cost of raw materials consumed (-) cost of traded goods (-) change in inventories
^ less than 1 crore



Standalone Balance Sheet

Particulars (Rs. Crs.)	30-Sep-20	31-Mar-20
ASSETS		
Non-current assets	994	1,011
Property, Plant and Equipment	753	768
Capital work-in-progress	158	156
Investment Property	0 [^]	0 [^]
Intangible Assets	1	2
Financial Assets		
(i) Investments in Wholly owned subsidiary	25	25
(ii) Other Investments	28	24
(iii) Other financial assets	6	6
Non-current tax assets	10	16
Other non-current assets	13	14
Current assets	466	417
Inventories	134	136
Financial Assets		
(i) Investments	28	23
(ii) Trade receivables	213	203
(iii) Cash and cash equivalents	61	8
(iv) Bank balances other than cash and cash equivalents	4	4
(v) Other Financial Assets	1	1
Other Current Assets	26	40
TOTAL	1,460	1,428

Particulars (Rs. Crs.)	30-Sep-20	31-Mar-20
EQUITY AND LIABILITIES		
EQUITY	1,210	1,176
Equity Share Capital	166	166
Other Equity	1,044	1,010
Non-Current Liabilities	113	112
Financial Liabilities		
(i) Financial Lease Liability	6	7
Provisions	16	16
Deferred Tax Liabilities (Net)	91	89
Other non-current liabilities	0 [^]	0 [^]
Current liabilities	137	140
Financial Liabilities		
(i) Trade Payables	100	89
(ii) Other Financial Liabilities	29	40
Provisions	5	7
Current Income Tax Liabilities (Net)	0 [^]	0 [^]
Other Current Liabilities	4	4
TOTAL	1,460	1,428

[^] less than 1 crore



Consolidated Balance Sheet

Particulars (Rs. Crs.)	30-Sep-20	31-Mar-20
ASSETS		
Non-current assets	999	1,017
Property, Plant and Equipment	780	796
Capital work-in-progress	158	156
Investment Property	0 [^]	0 [^]
Intangible Assets	1	1
Financial Assets		
(i) Investments in Wholly owned subsidiary	-	-
(ii) Other Investments	28	24
(iii) Other financial assets	7	7
Non-current tax assets	12	18
Other non-current assets	13	14
Current assets	476	426
Inventories	134	136
Financial Assets		
(i) Investments	35	30
(ii) Trade receivables	213	203
(iii) Cash and cash equivalents	62	9
(iv) Bank balances other than cash and cash equivalents	4	4
(v) Other Financial Assets	1	1
Other Current Assets	26	41
TOTAL	1,474	1,442

Particulars (Rs. Crs.)	30-Sep-20	31-Mar-20
EQUITY AND LIABILITIES		
EQUITY	1,220	1,185
Equity Share Capital	166	166
Other Equity	1,054	1,020
Non-Current Liabilities	117	116
Financial Liabilities		
(i) Financial Lease Liability	6	7
Provisions	16	17
Deferred Tax Liabilities (Net)	95	93
Other non-current liabilities	0 [^]	0 [^]
Current liabilities	137	141
Financial Liabilities		
(i) Trade Payables	99	90
(ii) Other Financial Liabilities	29	40
Provisions	5	7
Current Income Tax Liabilities (Net)	0 [^]	0 [^]
Other Current Liabilities	4	4
TOTAL	1,474	1,442

[^] less than 1 crore



Cashflow Statement



ARVIND MAFATLAL GROUP
The ethics of excellence



NOCIL LIMITED

Particulars (Rs. In Crores)	Standalone		Consolidated	
	Half Year Ended 30th Sep 20	Half Year Ended 30th Sep 19	Half Year Ended 30th Sep 20	Half Year Ended 30th Sep 19
Cash flow from operating activities				
Profit before tax	32	93	33	93
Adjustments for noncash items / non operating items	7	13	7	13
Operating profit before working capital changes	39	106	40	106
Working capital reductions/(increases)	12	54	11	53
Cash flows generated from operating activities	51	160	51	160
(Income taxes paid) / Refund (net)	14	(28)	14	(28)
Net Cash flows generated from operating activities (A)	65	132	65	132
Net Cash flows generated from investing activities (B)	(13)	(88)	(13)	(87)
Net Cash flows generated from financing activities (C)	0[^]	(49)	0[^]	(49)
Net Cash Increase / (Decrease)	52	(6)	52	(5)

[^] less than 1 crore




Business Overview



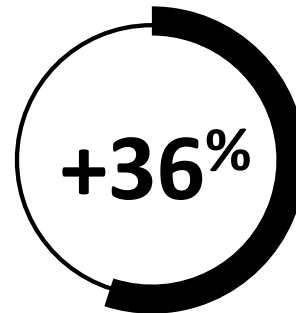


- *Part of Arvind Mafatlal Group*
- *Expertise in Rubber Chemical Business over 4 decades*
- *Largest Rubber Chemicals Manufacturer in India*
- *Long Term Business Relationships with Tyre Majors (Both Domestic & International)*
- *Awarded Responsible Care Logo by Indian Chemical Council*

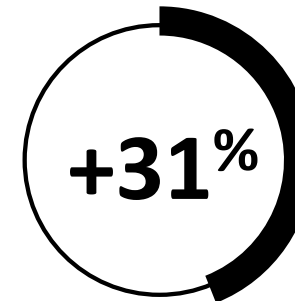
Revenue*



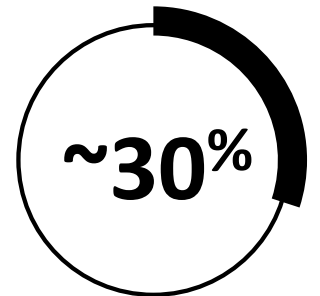
EBITDA*



Operating PBT*



Dividend Payout
more than 5 years



* CAGR growth from (FY13-FY20)



Mr. Hrishikesh . A. Mafatlal – Promoter & Chairman

- Executive Chairman and Promoter Director of NOCIL Ltd
- B.Com. (Hons.) & has attended the Advanced Management Programme at the Harvard Business School, USA

Mr. P. Srinivasan – Chief Financial Officer

- Chartered Accountant with over 31 years of experience
- Associated with the Company for over 16 years

Dr. Narendra Gangal – Vice President (QA, Analytical & Outsourced Research)

- Ph.D. in Analytical Chemistry with 27 years of experience
- Associated with the Company for nearly 13 years

Mr. Milind Shevte – Vice President (Marketing)

- B.E. Chemical Engineering
- Associated with the Company for over 16 years

Mr. S. R. Deo – Managing Director

- M. Tech. in Chemical Engineering from IIT Kanpur
- Associated with the company for nearly 40 years in various technical capacities

Dr. Chinmoy Nandi - Vice President (Research & Development)

- Post Graduate & Ph.D. in Science
- Associated with the company for nearly 35 years in various R&D capacities

Mr. Rajendra Desai – Vice President (Operations, Corporate HR & Personnel)

- Chemical Engineer with Diploma in Management Studies
- Associated with the company for nearly 34 years





Navi Mumbai Plant

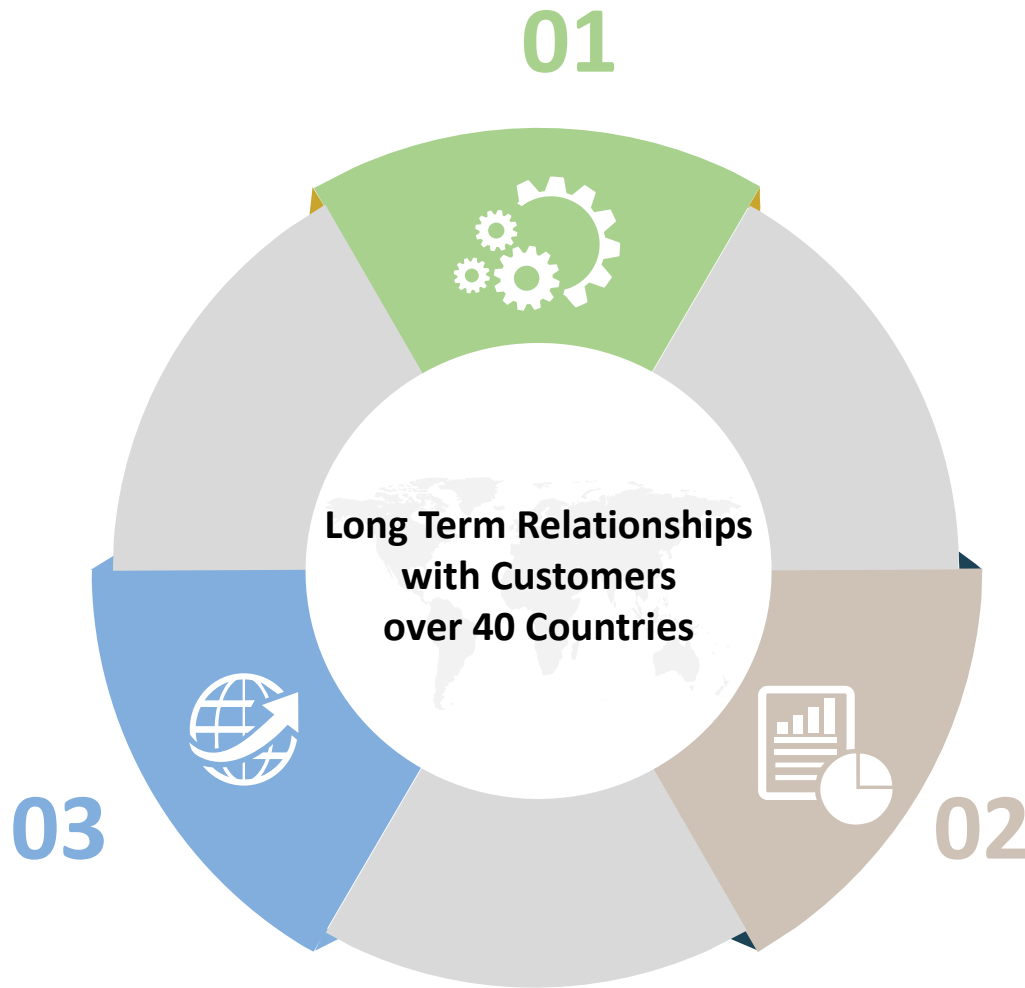
- Set up in 1976
- Located in Trans-Thane Creek industrial area at Navi Mumbai, Thane - Belapur's industrial zone designated for the chemical industry, about 40 kms away from Mumbai
- State-of-the-art technology for the manufacture of the entire range of Rubber Chemicals for Tyre & other Rubber Products



Dahej Plant

- Commenced operations in March 2013
- Located about 45 kms from Bharuch, Gujarat
- Location has synergistic Chemicals & Petrochemicals industry and excellent connectivity with Dahej & Hazira Port
- Fully automated continuous process plant developed completely with in-house technology





01 Products & Product Forms

- Wide Range of Rubber Chemical Products
- Varied Product Forms

02 Sales, Marketing & Technical Service

- Market Responsive Approach
- Strong MTS Team to offer Technical Services

03 R & D and Quality Assurance

- Experienced, capable & innovative team of R & D scientists.
- Ultra Modern Laboratories & Pilot Plant Facilities
- Latest Analytical Instruments



1

ANTI-DEGRADANTS/ ANTI-OXIDANTS

- These are ingredients in rubber compounds which deter the ageing and inhibit degradation due to oxygen attack of rubber products, thereby enhancing service life

2

ACCELERATORS

- Increase the speed of vulcanization
- Permit vulcanization to proceed at lower temperature & with greater efficiency

3

OTHER APPLICATIONS

- Pre vulcanization inhibition, Post vulcanization stabilization, Latex based applications etc.
- Improving Thermal Stability of cross links in rubber products

ONE STOP SHOP

With

WIDE RANGE

to suit

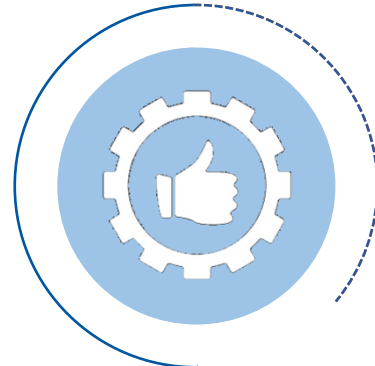
MARKET REQUIREMENTS





Research & Technology Development

- NOCIL's Research Centre at Navi Mumbai recognized by Ministry of Science and Technology, Govt. of India
- Key Areas Focussed upon
 - Process Development, scale up, commercial implementation
 - Environmental strategies for sustainable growth
 - Research initiatives as per customers' perceived needs



Quality Assurance

- Quality Management System with a focus on Quality of Raw materials, Finished Products as well as in Process Sample Analysis
- The Quality Control Laboratory operates round the clock and is equipped with the latest Analytical Instruments & Equipment's

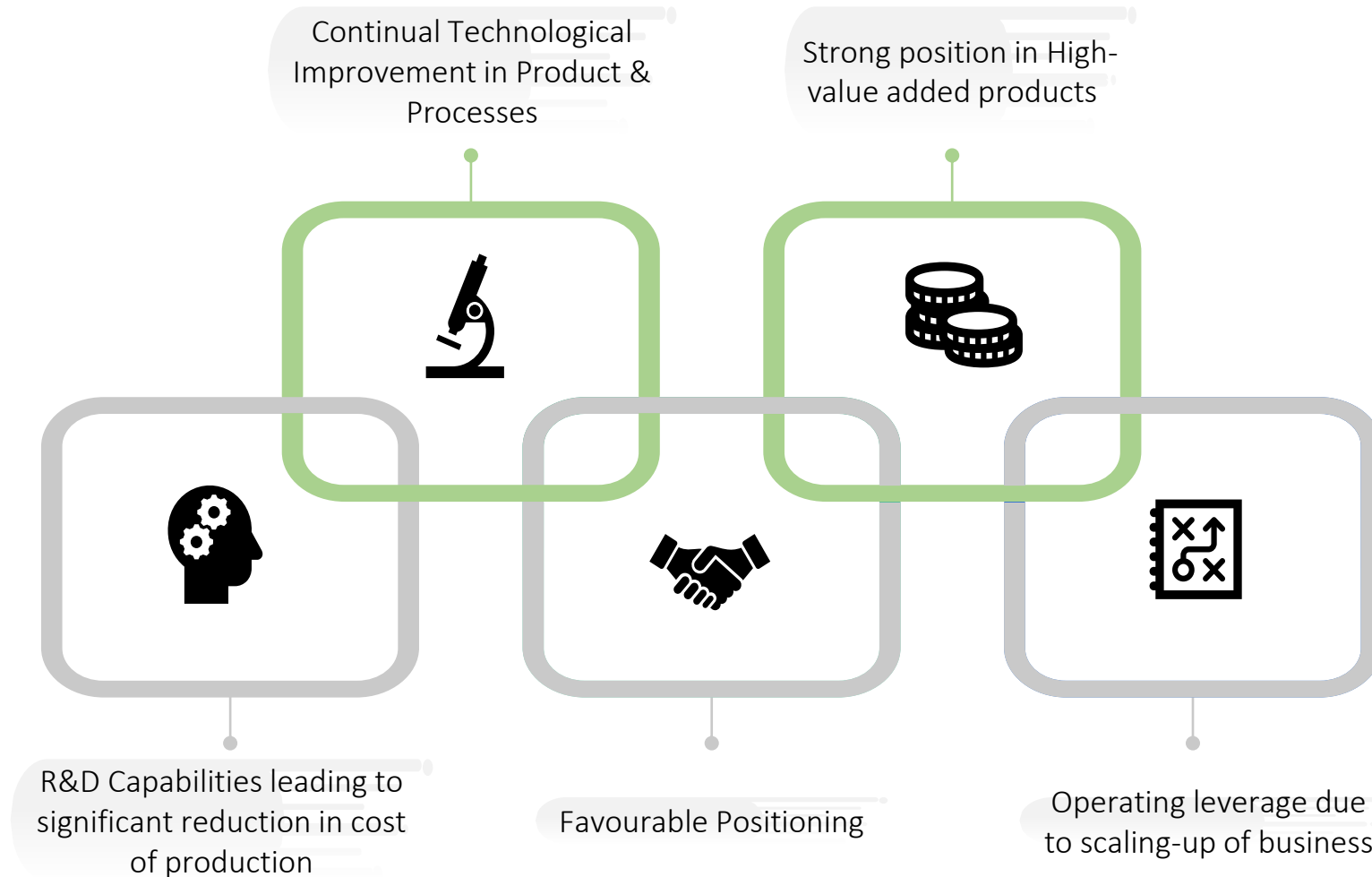


Certifications

- ISO 9001:2008
- ISO 14001:2004
- BS OHSAS 18001:2007
- ISO/IEC 17025:2005
- ISO/TS16949:2009
- IATF
- NABL
- Responsible Care by Indian Chemical Council



Key Factors



High Performance Tyres



Extended life, Automotive & Industrial products will increase rubber processing chemical loadings

Stringent Environmental compliance



Cost increase in China leading to Better level playing field



Rising Income Levels



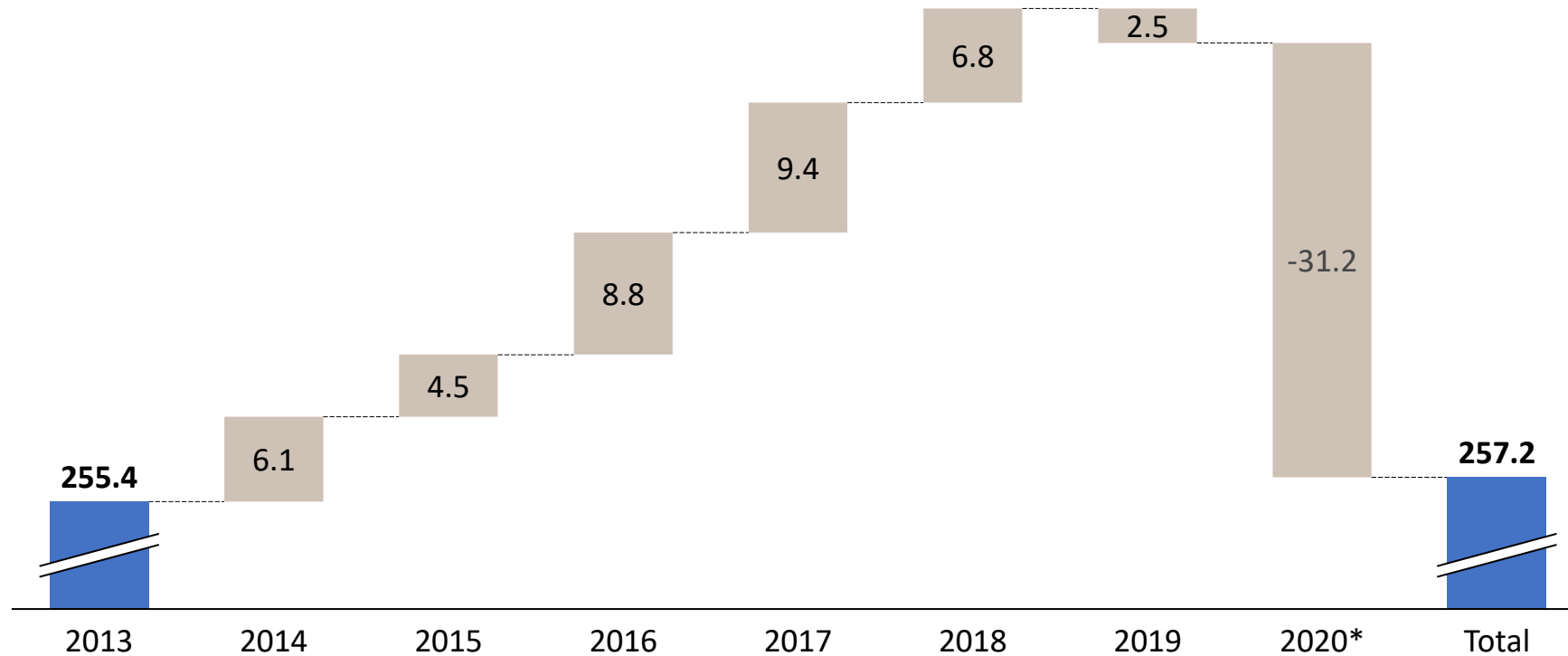
Increase in Motor vehicle ownership rates, especially in developing nations would need additional consumption of rubber processing chemicals

NOCIL has been awarded by ICC for **“Excellence in Management of Environment”** under the large chemical industry



Global Rubber Consumption (Natural + Synthetic)

In Lakh tonnes



- Rubber Chemicals constitute **~4% of the Rubber Consumption**
- Global Rubber consumption recovering down by ~11% in 9MCY20 v/s down by ~15% in H1CY
- Major markets have **de-grown after 6 years**
- **The monthly rubber consumption has come back to early 2019 levels**
- **IRSG forecast 7% growth for 2021 (India)**



Phase I

Phase I – Rs. 170 crores [^]

- **Phase I (a)** - Expansion at Navi Mumbai has been commissioned and the commercial production have started from Jun'18
- **Phase I (b)** – Expansion at Dahej is has been commissioned in Jan'19
- Mechanical Completion
- Trial Production
- Commercial Production

Phase II

Phase II – Total Capex of Rs. 280 crores [^]

- For expansion of its production facilities for Rubber Chemicals (including intermediates captively consumed towards manufacture of rubber chemicals) at Dahej/Navi Mumbai – (Announced in Dec'17)
- For expansion of its production facilities for Rubber Chemicals at Dahej/Navi Mumbai - (Announced in Jan'18)
- Mechanical Completion
- Trial Production
- Capitalised Rs. 140 crores and remaining Rs. 140 crores by March 2021

Phase II Capex of Rs. 280 crores

- Phase II (a) – Rs. 140 crores capitalised
- Phase II (b) – balance Rs. 140 crores
 - Mechanical Completion achieved in Q3FY21
- Trial production started from January 2021

**100% Implementation by in-house team
without any technical collaborations**

[^] as per FY18 prices



Why NOCIL is a “Supplier of Choice”

Non-Chinese Dependable Player

Non-Chinese Dependable & Quality Player with Committed Plans for future growth



Wide Range of Product

Presence across the entire range of Rubber chemicals i.e. 22 product basket

Environment Friendly Processes

Continuous investments done to adopt various innovative environmental technologies for long-term sustainability



Product Testing & Validation

Approved & registered vendor with the Major Domestic & International Tyre Players offering Technical Support to customers for Rubber Products / Process Development

Pipeline of New Generation of Rubber Chemicals

Development of Niche products using innovative technologies & Green chemistry concepts and new generation environmentally sustainable processes for growth



Entry Barrier

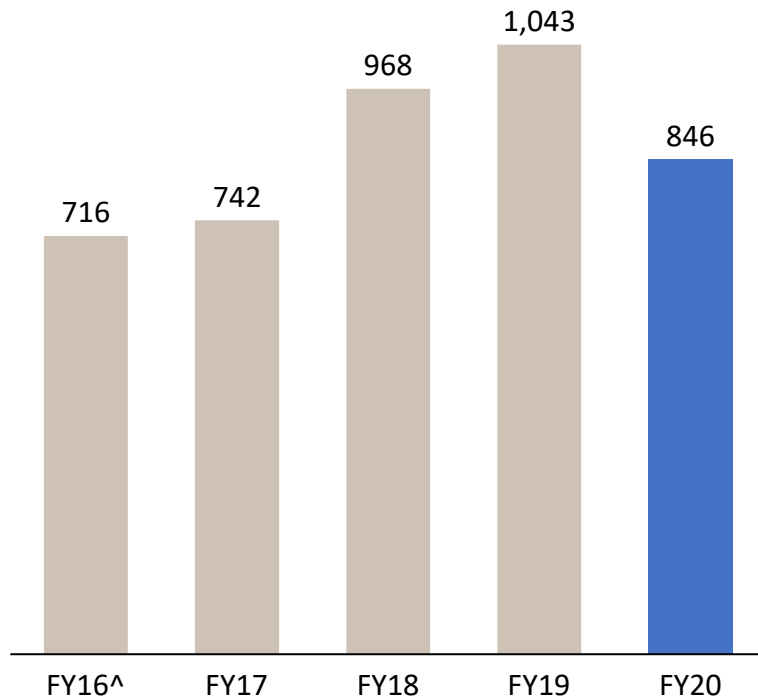
Customers take from 6-18 months to give approval on plant specific basis & same is carried out for various locations globally



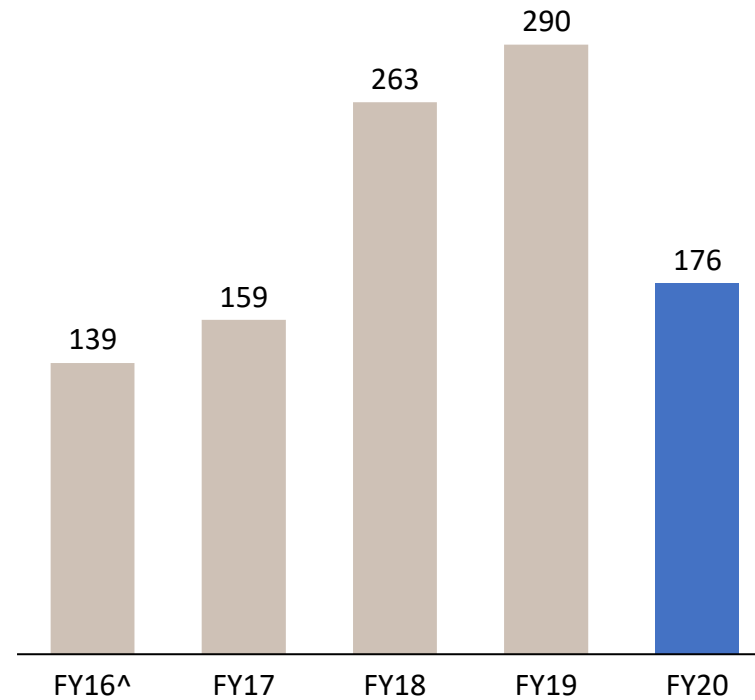
Annual Performance Trend

Revenue from Operations*

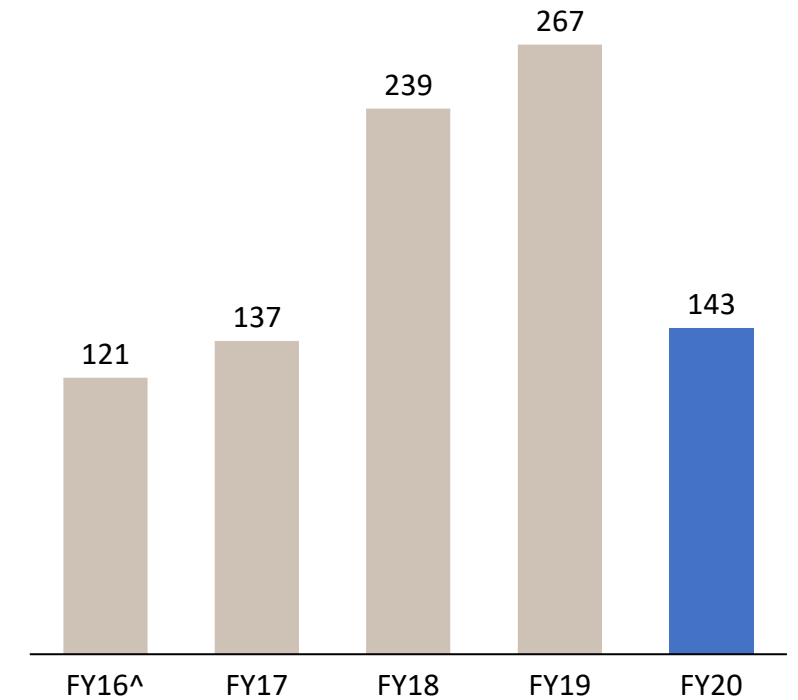
Rs. In Crores



Operating EBITDA



Operating PBT**



* Revenue from operations is net of GST/Excise duty

** Operating PBT (PBT - Other Income)

[^] IGAAP



For further information, please contact:

Company :

NOCIL Ltd.

CIN: L99999MH1961PLC012003

Mr. P. Srinivasan - CFO

finance@nocil.com

Ms. Mugdha Khare

mugdha.khare@nocil.com

www.nocil.com

Investor Relations Advisors :

Strategic Growth Advisors Pvt. Ltd.

CIN: U74140MH2010PTC204285

Mr. Jigar Kavaia

Jigar.kavaia@sgapl.net

+91 9920602034

www.sgapl.net

