

**Hindustan Media
Ventures Limited**

C-164, Sector-63, Noida
Dist. Gautam Budh Nagar UP - 201301
Ph. : 0120 - 4765650
E-mail : corporatedept@hindustantimes.com
CIN : L21090BR1918PLC000013

Ref: HMVL/CS/08/2020

28 July, 2020

BSE Limited

Phiroze Jeejeebhoy Towers,
Dalal Street,
MUMBAI - 400 001

The National Stock Exchange of India Limited
Exchange Plaza, C/1, Block G,
Bandra Kurla Complex,
Bandra (E)
MUMBAI - 400 051

Scrip Code: 533217

Trading Symbol: HMVL

Dear Sirs,

Sub: Presentation on the Un-audited Financial Results of the Company for the quarter ended on 30th June, 2020

Please find enclosed a presentation on the Un-audited Financial Results of Hindustan Media Ventures Limited for the quarter ended on 30th June, 2020.

This is for your information and records.

Thanking you,

Yours faithfully,
For Hindustan Media Ventures Limited


(Authorized Signatories)



Encl.: As above

Registered Office :

Budh Marg, Patna - 800001

Ph.: 0612-2223434, 2223772, 2223413, 2223314, 2222538

Fax : 0612-2226120

कादम्बिनी

हिन्दुस्तान

नंदन

HT MEDIA GROUP
Q1 FY 2020-21
Consolidated Financial Results

 **HT Media Limited**

हिन्दुस्तान

Cautionary Statements

Certain statements in this presentation may be forward-looking statements.

Such forward looking statements are subject to risks and uncertainties like regulatory changes, local political and economic developments, technological risks and many other factors that could cause our actual results to differ materially from those contained in the relevant forward-looking statements.

HT Media Group will not, in any way, be responsible for any action taken based on such statements and undertakes no obligation to publicly update these forward-looking statements to reflect subsequent events or circumstances.

This is a quarterly webcast presentation, combining information for the public listed companies “HT Media Limited” and its subsidiary “Hindustan Media Ventures Limited”. Key objective of this presentation is to facilitate a unified platform for quarterly performance discussion pertaining to both the companies. It is neither intended to be an exhaustive review nor to provide any trading, financial, legal advice or outlook.

Chairperson's Message

“The quarter started amidst the nationwide lockdown imposed to combat the spread of the Covid-19 pandemic that severely impacted businesses across sectors. This went on to last till the end of May, although many restrictions, especially for business activities, remain in place. The result was a sharp decline in advertising spends, which impacted revenues across our Print and Radio businesses. The impact was higher in the initial period of the quarter, followed by gradual recovery in May and June. We observed a similar trend in circulation revenue, even as we undertook awareness initiatives to educate consumers about the safety and hygiene standards in the newspaper supply chain. Although we undertook immediate cost rationalisation measures, these could not fully counter the sharp decline in revenues. Consequently, operating profitability for the quarter has been adversely affected, although it has been mitigated to some extent by income from treasury operations.

It is difficult to estimate the extent and timeline of recovery as this will depend on how the impact of Covid-19 on the economy is contained. However, the company still has more than adequate liquidity to be able to ensure the smooth functioning of operations. Our prime objective is to deliver a quality product to our customers and consumers. We expect financial performance to improve progressively, but gradually, in the coming quarters as the situation normalizes and demand revives. We remain committed to serving our readers, listeners, and advertisers and will remain agile in managing operations in the appropriate manner given the changing environment.”

Mrs. Shobhana Bhartia

Chairperson and Editorial Director

HT Media Ltd & Hindustan Media Ventures Ltd

Table of Contents

PARTICULARS	SLIDE NO.
Consolidated Performance	5
Business Unit Performance	7
Print	8
Print – English	10
Print – Hindi (HMVL)	12
Radio	14
Annexures	18

CONSOLIDATED PERFORMANCE

Consolidated Financial Summary

CONSOLIDATED PERFORMANCE

Particulars (Rs Cr)	Q1'20	Q1'21	Change	%
Total Revenue	588	240	(348)	-59%
EBITDA	89	(28)	(117)	-132%
EBITDA margin (%)	15%	-12%		
PAT	28	(56)	(84)	-297%
PAT margin (%)	5%	-23%		
Net Cash ¹	1,120	1,011	(108)	-10%

FINANCIAL HIGHLIGHTS

- Total Revenue down by 59% YoY – decline was witnessed across businesses mainly led by Volume drops
- Sharp focus on cost control amidst tough revenue environment
- EBITDA loss at Rs 28 Cr, margin at -12% (Vs. 15% in Q1'20)
- Continue to be backed with strong liquidity position

Note : EBITDA and PAT before Exceptional items

¹As on 30th Jun of respective period

BUSINESS UNIT PERFORMANCE

PRINT

PRINT – ENGLISH

PRINT – HINDI

RADIO

FINANCIAL PERFORMANCE

Particulars (Rs Cr)	Q1'20	Q1'21	Change	%
Ad Revenue	362	85	-277	-77%
Circulation Revenue	64	41	-24	-37%
Operating Revenue	454	144	-309	-68%
Operating EBITDA	55	-61	-115	-211%
Op EBITDA margin (%)	12%	-42%		

KEY DRIVERS

- Decline in both Commercial and Government Ad revenue streams
- Impact on newspaper distribution affected circulation revenue; gradually got better over May-June
- + Hindi impacted lesser than English due to regions with lower impact of lockdown restrictions
- + Cost rationalisation to the extent feasible across line items

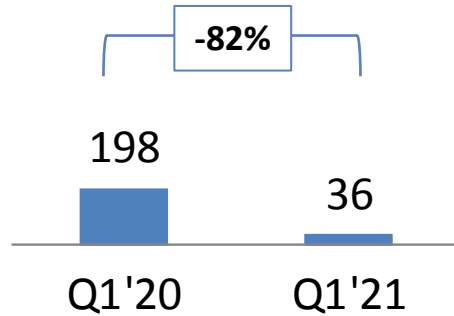
PRINT

PRINT – ENGLISH

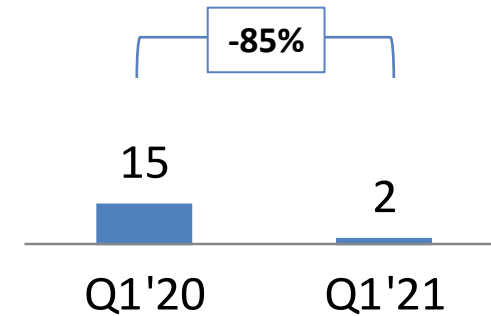
PRINT – HINDI

RADIO

AD REVENUE (RS CR)



CIRCULATION REVENUE (RS CR)



REVENUE DRIVERS

- + Significant improvement in Ad Volume market share
- + Impact on Local advertising higher than National
- Ad revenue de-growth largely led by lower volumes on account of COVID-19
- All advertising categories witnessed softness, led by Education, Automobiles, Real Estate, Entertainment and Retail

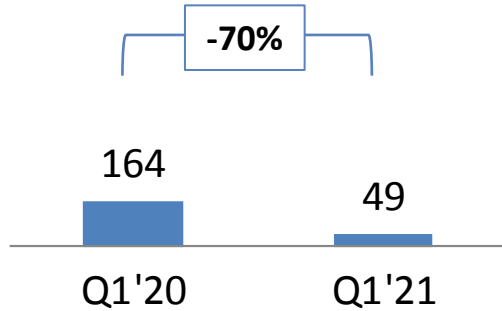
PRINT

PRINT – ENGLISH

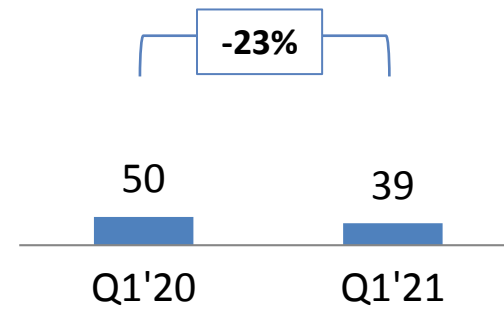
PRINT – HINDI

RADIO

AD REVENUE (RS CR)



CIRCULATION REVENUE (RS CR)



REVENUE DRIVERS

- + Improved Ad volume market share across key geographies
- + Improvement in cover price realisation despite a challenging environment
- Decline in Ad volumes as economic activity halted during lockdown
- Muted Ad revenue across categories – higher decline in Education, Automobiles and Retail

PRINT

PRINT – ENGLISH

PRINT – HINDI

RADIO

FINANCIAL PERFORMANCE

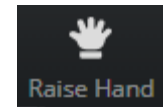
Particulars (Rs Cr)	Q1'20	Q1'21	Change	%
Operating Revenue	64	8	-56	-88%
Operating EBITDA	16	-31	-47	
Op EBITDA margin (%)	25%	-389%		

PERFORMANCE DRIVERS

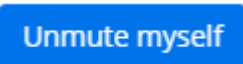
- Weak Operating revenue primarily led by sector-wide volume decline post COVID-19
- Decline led by Real Estate, FMCG and Automobile categories
- + Decline in revenue offset to some extent by costs. Benefits of costs actions will be seen more in future quarters. Limitations on cost savings on account of extent of statutory costs

Q&A

1. To ask a question, Click on “Raise Hand”



2. On your turn, click on “Unmute Myself”



3. Ask your question

HT Media Group

Hindustan Times House,
2nd Floor, 18-20, Kasturba Gandhi Marg
New Delhi – 110001, India

Anna Abraham

Amit Madaan

Sankalp Raghuvanshi

 IR@hindustantimes.com



Saket Somani

Ravi Gothwal

 htmedia@churchgatepartners.com



ANNEXURES

Consolidated P&L – HT Media Ltd

Particulars (Rs Cr)	Q1'20	Q1'21	YoY (%)
Total Revenue	588	240	-59%
Raw Materials & change in inventory	159	49	-69%
Employee Cost	105	93	-12%
Other expenses	235	127	-46%
EBITDA¹	89	-28	-132%
<i>Margin (%)¹</i>	<i>15%</i>	<i>-12%</i>	
PAT¹	28	-56	-297%
<i>Margin (%)¹</i>	<i>5%</i>	<i>-23%</i>	

¹Before Exceptional items

P&L – Hindustan Media Ventures Ltd

Particulars (Rs Cr)	Q1'20	Q1'21	YoY (%)
Operating Revenue	218	90	-59%
Other Income	21	49	134%
Total Revenue	239	139	-42%
Raw Materials & change in inventory	83	34	-59%
Employee Cost	28	37	30%
Other expenses	73	46	-37%
EBITDA	55	22	-60%
<i>Margin (%)</i>	<i>23%</i>	<i>16%</i>	
PAT	39	10	-74%
<i>Margin (%)</i>	<i>16%</i>	<i>7%</i>	