

By Online Submission

Sec/24-25/20
Date: 24-05-2024

To,
The General Manager,
BSE Ltd.
1st Floor, New Trading Ring,
Rotunda Building, P.J. Tower,
Dalal Street, Fort
Mumbai- 400 001
BSE Code: 524370

To,
The General Manager,
National Stock Exchange of India Ltd.
Exchange Plaza,
Plot no. C/1, G Block,
Bandra-Kurla Complex
Bandra (E), Mumbai - 400 051.
NSE CODE: BODALCHEM

Dear Sir/Madam,

SUB: Earning/Investor Presentation- MAY 2024

Ref: Regulation 30, Schedule III Part A of SEBI (Listing Obligations and Disclosure Requirements) Regulations, 2015.

With reference to the above captioned subject, we herewith enclosed Earning/Investor Presentation-
May 2024.

This is for your information and record please.

Thanking You,

For, BODAL CHEMICALS LTD.

Ashutosh B Bhatt
Company Secretary
Encl: As Above



HEAD OFFICE:

Plot No. 123-124, Phase-I,
G.I.D.C, Vatva, Ahmedabad- 382 445.,
Gujarat, India.

Tel: +91 79 2583 5437

2583 4223, 25831684

Fax: +91 2583 5245, 25836052

E-mail: bodal@bodal.com

PLANT OFFICE:

UNIT - 2

Plot No. 123-124, Phase-I, G.I.D.C.
Vatva, Ahmedabad-382445.

Tel: 9909950855 / 856 / 857 / 858





Bodal Chemicals Ltd.
COLOURS. INTEGRATION. INNOVATION.



Bodal Chemicals Limited

Investor Presentation-May 2024



This presentation and the accompanying slides (the “Presentation”), which have been prepared by **Bodal Chemicals Limited (the “Company”)**, have been prepared solely for information purposes and do not constitute any offer, recommendation or invitation to purchase or subscribe for any securities, and shall not form the basis or be relied on in connection with any contract or binding commitment whatsoever. No offering of securities of the Company will be made except by means of a statutory offering document containing detailed information about the Company.

This Presentation has been prepared by the Company based on information and data which the Company considers reliable, but the Company makes no representation or warranty, express or implied, whatsoever, and no reliance shall be placed on, the truth, accuracy, completeness, fairness and reasonableness of the contents of this Presentation. This Presentation may not be all inclusive and may not contain all of the information that you may consider material. Any liability in respect of the contents of, or any omission from, this Presentation is expressly excluded.

This presentation contains certain forward looking statements concerning the Company’s future business prospects and business profitability, which are subject to a number of risks and uncertainties and the actual results could materially differ from those in such forward looking statements. The risks and uncertainties relating to these statements include, but are not limited to, risks and uncertainties regarding fluctuations in earnings, our ability to manage growth, competition (both domestic and international), economic growth in India and abroad, ability to attract and retain highly skilled professionals, time and cost over runs on contracts, our ability to manage our international operations, government policies and actions regulations, interest and other fiscal costs generally prevailing in the economy. The Company does not undertake to make any announcement in case any of these forward looking statements become materially incorrect in future or update any forward looking statements made from time to time by or on behalf of the Company.



Q4 & FY24 Highlights

Business Highlights



Rs.14,194 mn
Revenue

Rs.1,195 mn
EBITDA

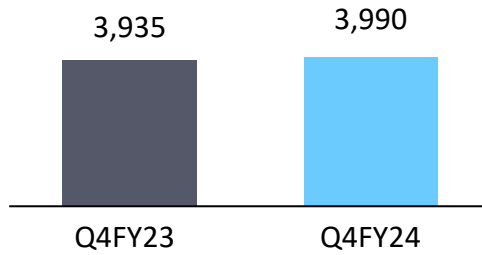
Rs.65 mn
PAT

- During the Q4FY24 revenue as well as margin remain almost constant on YoY basis. Company achieved Rs. 3,990 mn of total revenue during Q4FY24. Which is 16% increase on QoQ basis. Average revenue from first 3 quarter was Rs. 3,401 mn. So Q4FY24 represent 17% improvement over average of first 3 quarter. This gives clear sign of recovery for the company. Management expect to sustain the recovery. Total revenue for the FY24 stood at Rs.14,194 mn, a de-growth of 11% on a YoY basis.
- Sale Revenue from Dye Intermediates during FY24 was Rs.4,524 mn, 15% improvement on YOY basis. Revenue from Dyestuffs during FY24 was 4,705 mn, 13% degrowth on YOY basis. Revenue from Basic Chemicals during FY24 was Rs.1,214 mn, degrowth of 30%.
- Chlor Alkali business has reported de-growth in revenue as well as steep decline in margin due to adverse market condition of Caustic-Chlorine industry. In FY24, post up-gradation capex, despite of growth in volume by 17%, due to a substantial price reduction, Chlor Alkali revenue stood at 2,685 mn, a de growth of 18% on YoY basis.
- Sener Boya, our Turkish company, is located at Turkey. And Turkey as a country is experiencing hyperinflation. During the quarter Q4FY24, on implementation of AS 29 there is Rs. 160 mn loss and the same is already a part of the declared result. Chinese and Indonesian subsidiary have performed satisfactory.
- Prices of most of the RM are now under control and stable. This is helping the company in improving the turnover by catering better demand.
- Management is taking measures in terms of scale, costs and integration that will help to sail through in this tough time. Our Saykha Greenfield Project has commenced its commercial operation of Benzene Downstream products on 29th December 2023 by starting production of MCB. Company has started production of other products i.e. PNCB and ONCB on 16th March, 2024. These being specialty products will require about a quarter to stabilize.

Performance Highlights

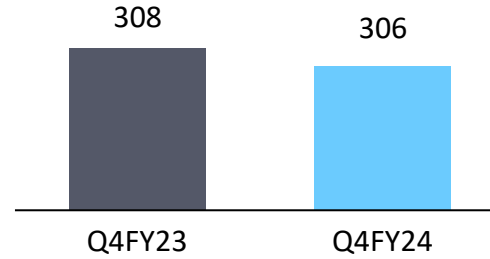
Q4FY24 Performance

Revenue (Rs. In Mn)



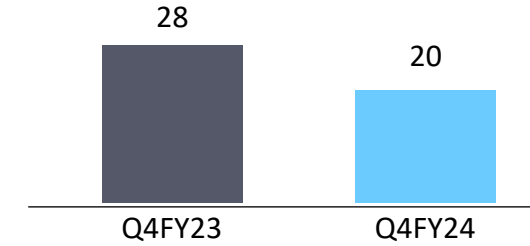
EBITDA (Rs. In Mn)

7.8% 7.7%



PAT (Rs. In Mn)

0.7% 0.5%

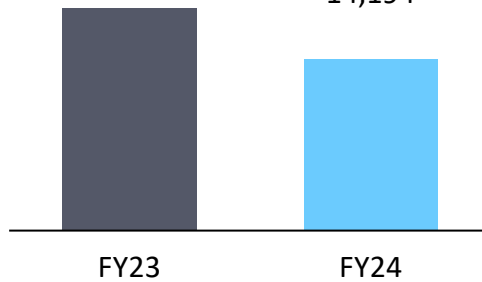


Margin

FY24 Performance

15,859

14,194

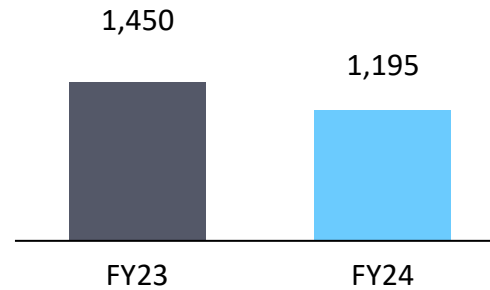


9.1%

8.4%

1,450

1,195

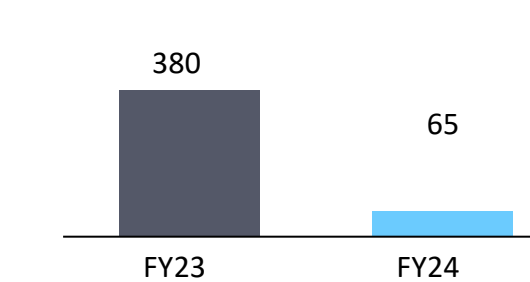


2.4%

0.5%

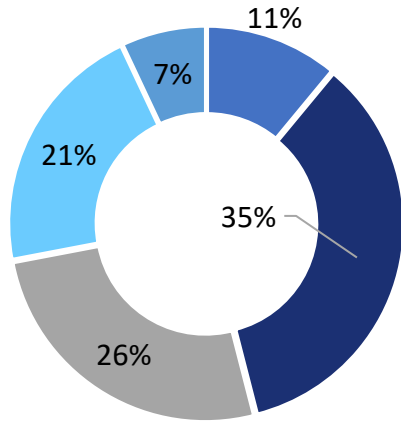
380

65

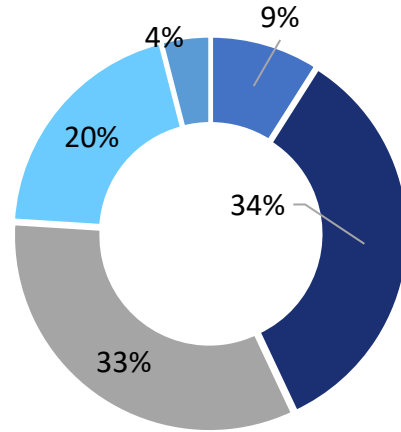


Performance Highlights

FY23
Revenue Rs 15,524mn



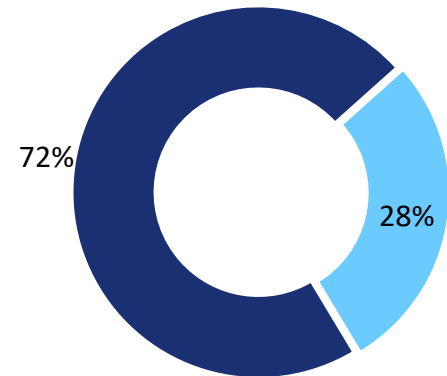
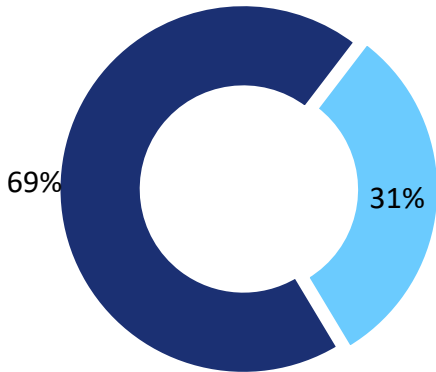
FY24
Revenue Rs 13,629 mn



- Basic Chemicals
- Dyestuff
- Dye Intermediates
- Caustic Soda
- Others

Revenue Breakup

Geographic Breakup



- Domestic
- Export

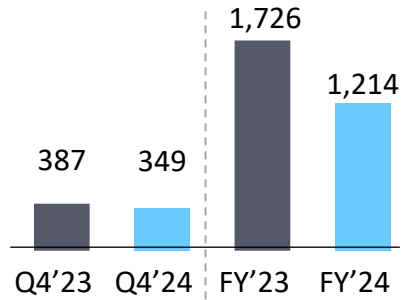
* On Consolidated basis –Sales of products excluding other non operating income

Performance Highlights

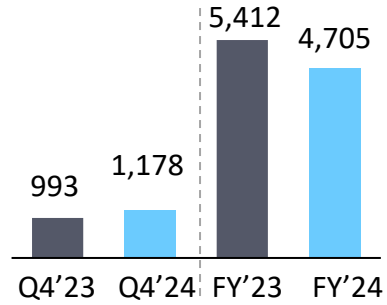
(Rs in mn)

Basic Chemicals

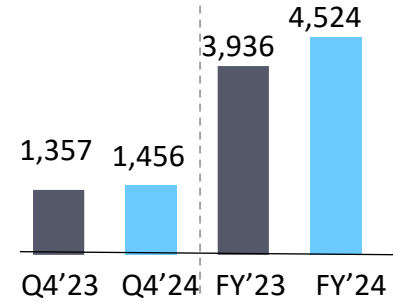
Revenue Breakup



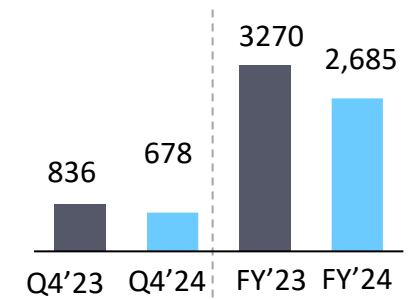
Dyestuff



Dye Intermediates



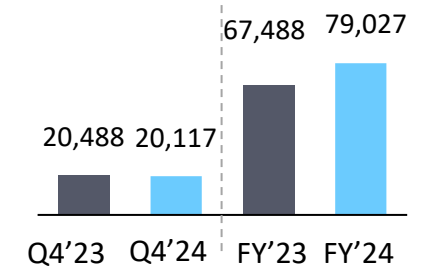
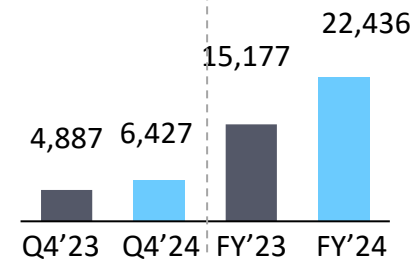
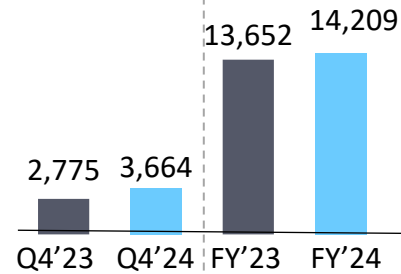
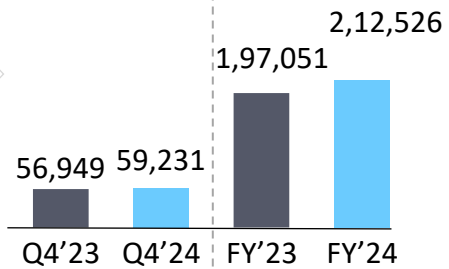
Chlor Alkali^



*Revenue breakup on a Consolidated basis

Production Volume

(MT)



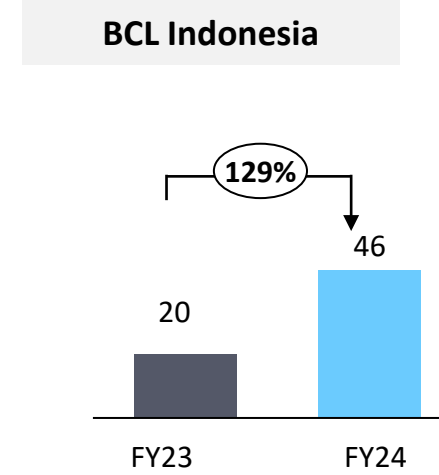
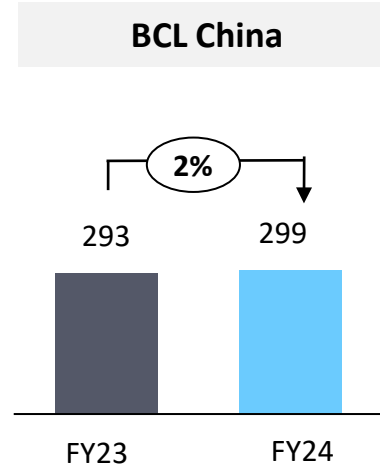
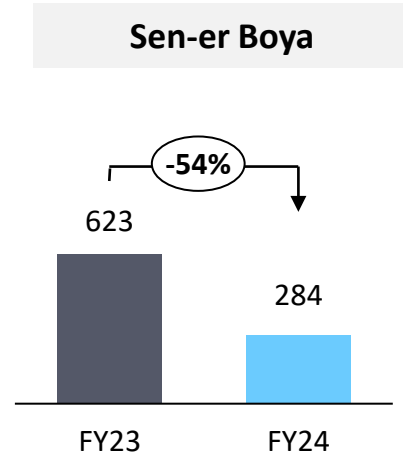
* Production Volume on a Standalone basis due to limited information on subsidiaries

^Production volume - Caustic Soda only

Subsidiaries Performance

(Rs in mn)

Revenue



Particulars (Rs in mn)	Sener Boya		Bodal-China		Bodal-Indonesia	
	FY23	FY24	FY23	FY24	FY23	FY24
Sales	622.8	283.9	292.7	299.1	19.9	45.6
PBT	78.3	-79.9	13.0	13.8	-5.0	-0.4
PAT	66.4	-20.0	12.9	13.7	-5.0	-0.4

Consolidated Profit & Loss Statement

Particulars (Rs. In Mn)	Q4 FY24	Q4 FY23	Y-o-Y%	FY24	FY23	Y-o-Y%
Revenue from Operation	3,935.9	3,895.8		13,946.2	15,742.8	
Other Income	54.5	38.9		248.0	116.1	
Total Revenue	3,990.3	3,934.7	1.4%	14,194.2	15,858.9	-10.5%
Raw Material Consumed	1,954.4	2,299.2		6,994.9	8,953.9	
Employee Expenses	262.2	223.3		1,027.6	948.1	
Other Expenses	1,308.1	1,104.1		4,816.8	4,507.5	
Loss relating to Company's subsidiaries operating in hyperinflationary economy	160.1	-		160.1	-	
EBITDA	305.5	308.0	-0.8%	1,194.7	1,449.5	-17.6%
EBITDA (%)	7.7%	7.8%		8.4%	9.1%	
Depreciation	170.1	146.5		604.9	530.9	
EBIT	135.4	161.5		589.8	918.6	
EBIT (%)	3.4%	4.1%		4.2%	5.8%	
Finance Cost	156.0	115.8		542.5	410.3	
Profit Before Tax	-20.6	45.7		47.3	508.4	
Tax	-41.0	17.6		-17.4	128.03	
Profit After Tax	20.4	28.1	-27.4%	64.7	380.3	-83.0%
Profit After Tax (%)	0.5%	0.7%		0.5%	2.4%	
EPS (in Rs.)	0.2	0.2		0.5	3.0	

Standalone Profit & Loss Statement

Particulars (Rs. In Mn)	Q4 FY24	Q4 FY23	Y-o-Y%	FY24	FY23	Y-o-Y%
Revenue from Operation	3,955.2	3,894.4		13864.4	15,551.2	
Other Income	11.7	35.9		154.3	79.8	
Total Revenue	3,966.9	3,930.3	0.9%	14,018.7	15,631.0	-10.3%
Raw Material Consumed	2,039.7	2,337.6		7,021.5	8,911.0	
Employee Expenses	250.0	215.1		985.1	918.8	
Other Expenses	1,282.9	1,085.8		4,779.1	4,510.1	
EBITDA	394.3	291.9	35.1%	1,233.0	1,291.2	-4.5%
EBITDA (%)	9.9%	7.4%		8.8%	8.3%	
Depreciation	168.0	144.1		595.8	521.6	
EBIT	226.3	147.7		637.2	769.6	
EBIT (%)	5.7%	3.8%		4.5%	4.9%	
Finance Cost	156.1	112.1		518.8	344.1	
Profit Before Tax	70.2	35.7		118.4	425.5	
Tax	21.0	14.6		41.0	114.08	
Profit After Tax	49.1	21.1	133.0%	77.4	311.4	-75.2%
Profit After Tax (%)	1.2%	0.5%		0.6%	2.0%	
EPS (in Rs.)	0.4	0.2		0.6	2.5	

Consolidated Balance Sheet

Particulars (In Mn)	Mar-24	Mar-23
ASSETS		
Non-current assets	14,743.9	12,700.2
Property, Plant and Equipment	12,941.9	9,520.8
Right of use of assets	59.1	5.5
Capital Work-In-Progress	677.4	1,934.7
Goodwill	84.8	84.8
Other Intangible Assets	50.0	60.7
Financial Assets		
(i) Investments	2.1	1.9
(ii) Loans	27.4	30.3
(iii) Other financial assets	457.5	264.2
Non-current tax assets	94.7	140.9
Deferred tax assets	73.3	4.6
Other non-current assets	275.9	651.9
Current assets	8,134.9	8,508.8
Inventories	2,672.5	2,925.3
Financial Assets		
(i) Investments	130.1	0.0
(ii) Trade receivables	3,240.2	3,581.6
(iii) Customer Bill discounted	567.9	621.2
(iv) Cash and cash equivalents	239.2	168.0
(v) Bank Balances other than above (ii)	93.3	18.7
(vi) Loans	19.2	22.6
(vii) Other financial assets	36.2	39.1
Income Tax Assets (Net)	75.4	69.0
Other current assets	1,060.9	1,063.1
Assets held for sale	0.1	0.1
TOTAL - ASSETS	22,878.8	21,209.0

Particulars (In Mn)	Mar-24	Mar-23
Equity & Liabilities		
Equity	10,822.4	10,777.0
Equity Share capital	251.6	251.3
Other equity	10,570.8	10,525.8
LIABILITIES		
Non-current liabilities	5,112.6	4,218.4
Financial liabilities		
Borrowings	4,430.0	3,618.3
Lease Liabilities	49.4	-
Provisions	0.2	-
Deferred tax liabilities (net)	633.0	600.1
Current liabilities	6,943.8	6,213.5
Financial liabilities		
(i) Borrowings	3,980.2	3,356.4
(ii) Customers Bills discounted	567.9	621.2
(iii) Lease Liabilities	10.5	5.7
(iv) Trade payables	1,953.3	1,775.6
(v) Other financial liabilities	176.7	212.3
Other current liabilities	183.8	116.5
Provisions	59.8	115.1
Current tax liabilities (net)	8.3	7.5
Liabilities classified as held for sale	3.3	3.3
TOTAL - EQUITY AND LIABILITIES	22,878.8	21,209.0



Company Overview

A Leading Chemical Manufacturer



3

Decade Old Organization



7

Operating Manufacturing Facilities



Rs.14,194 mn

FY24 Consolidated Revenue



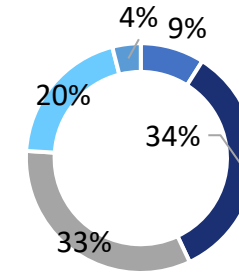
70+

Distributors Across India



10

6 Domestic + 4 Overseas Depots



- Basic Chemicals
- Dyestuff
- Dye Intermediates
- Chlor Alkali
- Others



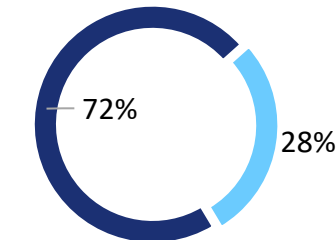
200+

Products



600+

Customers



- Domestic
- Export



Integrated Dyestuff Chemical Player Having Global Presence Across Multiple Products

Company Evolution



1989

- Incorporated as JK Pharma at Unit II-A



1993 - 1994

- Acquired Unit II & Unit III
- Name changed to Bodal Chemicals Pvt. Ltd.



1997-2004

- 1997-Acquired two Units
- 2004 -Acquired Unit I & Forward integrated in **Dyestuffs** segment



2006-2010

- 2006-Listed on BSE via reverse merger with Dintex Dye Chem (Unit I)
- Acquired Unit IV
- 2007-Built Unit VII & Acquired Unit VIII



2017

- Acquired 70% stake in **SPS Processors** & 40% stake in **Trion Chemicals**



2016

- Amalgamation: Bodal Agrotech, becomes Unit X



2013- 15

- MEEP at Unit I, Unit VII



2011

- Backward integration of **Basic Chemical** at Unit VII



2018

- Expanded **Dyestuffs** capacity by 12,000 MTPA
- Installed additional 5MW co-generation powerplant



2019

- Enhanced **Dyestuffs** capacity by 6,000 MTPA
- TC capacity expanded by 36,000 MTPA.



2019-20

- Acquired 80% stake in Sener Boya (a Turkish entity)
- Recognized as Bluesign System partner
- Acquired 100% stake of Trion Chemicals and Amalgamated with Bodal as a unit XI



2021-23

- Acquisition of Chlor Alkali plant in Punjab and Completed technology upgradation with capacity expansion
- Amalgamation of SPS with Bodal **Specialty Benzene Downstream** Products in Saykha, Gujarat production started.

Geographical Footprint

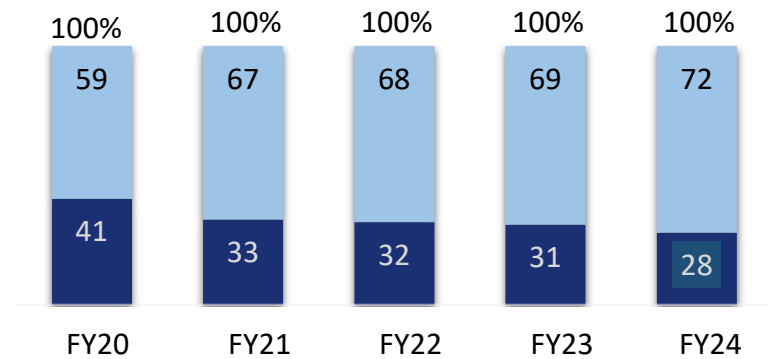
~31% of Total revenue comes from exports



30+ Countries
Global Presence

Revenue Breakup

Domestic Export



Longstanding Clientele

Basic Chemicals










Dye Intermediates










Dyestuffs













Chlor Alkali













70+
Distributors Across India



600+
Customers

Experienced Board & Management Team

Mr. Suresh J. Patel Chairman & MD

Experience : 35 years

Background :

- Founder & Visionary of the company
- Involved in day-to-day operations & Dye Intermediates marketing
- +3 decade of experience in the chemicals manufacturing & trading

Mr. Bhavin S. Patel Executive Director

Experience : 19 years

Background :

- He played an instrumental role in Dyestuffs business
- He heads the Dyestuffs division including production, marketing etc
- Increased business presence in global market significantly

Mr. Ankit S. Patel Executive Director

Experience : 15 years

Background :

- Economics Graduate from University of Nevada & MBA from Dervi University, USA
- He heads basic chemicals division and lead the sulphuric acid and Chlor Alkali plant expansion

Mr. Mayur Padhya Chief Financial Officer

Experience: 27 Years

Background :

- Qualified Chartered Accountant & Cost Management Accountant
- He handles finance, corporate affairs and investor relationship

Mr. Rajarshi Gosh Director - HSE

Experience : 23 years

Background :

- Progressive experience in Cross functional management and senior leadership roles
- Well versed in EHSS Management, Principles of Risk Management

Mr. Rohit B. Maloo Independent Director

Experience : 15 years

Background :

- CA, MBA, M.Com & & CFA Level II
- Has been a practicing in the field of audit and taxation since a decade of listed companies having turnover of more than Rs. 1500 crores

Mr. Nalin Kumar Independent Director

Experience : 26 years

Background :

- BTech, IIT-Kharagpur, MBA, IIM-Calcutta
- Previously associated with leading financial services firms like HSBC, JP Morgan etc

Mr. Mayank Mehta Independent Director

Experience : 40+ years

Background :

- Banking & Finance professional with over 4 decade of experience
- Previous associated as CFO of Union Bank of India and Executive Director at Bank of Baroda

Mrs. Neha Huddar Independent Director

Experience : 34 years

Background :

- Qualified C.A & Finance professional with experience in funds management, audit, accounting, taxation etc.
- Previously associated with Thirumalai Chemicals as CFO & Reliance Foundation as Head Finance

Awards & Certifications

Awards

2005-06

- Received the prestigious **Chemexcil Gold Award** for outstanding performance in **Exports by Merchant Exporters Panel** of Chemexcil, Government of India

2009-10

- Award for direct export of **Dye Intermediates** and Dyestuffs from the **Gujarat Dyestuffs Manufacturers Association**.

2011-12

- CHEMEXCIL - "**Trishul Award**" - 2011-12 and 2013-14

2013-14

- Highest Self Manufacturing Turnover for Domestic and Export** of Dyes and Dye Intermediates from the **Gujarat Dyestuffs Manufacturers Association**

2015-16

- CHEMEXCIL - "**Gold Award**"

2016-17

- Highest Self Manufacturing Turnover** for Domestic and Export of Dyes and Dye Intermediates from the Gujarat Dyestuffs Manufacturers Association.
- First in **Large scale unit category for outstanding performance on Domestic**
- CHEMEXCIL - "**Award of Excellency**"

2017-18

- Second in **Large scale unit category** for Excellent performance in Export of Dyestuffs from the Dyestuffs Manufacturers' Association of India
- Listed amongst the Top 500 Indian Companies by the Dun & Bradstreet in 2018 for the second consecutive time

2018-19

- ET Enterprise Icons 2018 | Gujarat Best brand award 2018
- 25 Best Companies to Work For (Industry) 2019 by CEO Insights

2022-23

- Highest self Manufacturing Turnover from Domestic and Export of Dyes and Dye Intermediates by GDMA
- First Award for the outstanding performance in Domestic Market by Large Scale Unit by DMAI

Certificates

- BCL has ISO 9001:2015 and ISO 14001:2015 certifications for their production of Dye intermediates & Dyestuffs.
- Bluesign Certification – Recognized as Bluesign System partner – Bluesign approved Product Supplier
- GOTS (Global Organic Textile Standard) Certification
- ZDHC Certification
- ISO 45001 : 2018 Certification
- BEHIVE Certification
- ECOTAX Certification





Product Overview

Diversified Product Portfolio

Existing Products

Basic Chemicals

- Sulphuric Acid
- Chlorosulphonic Acid
- Sulphur Trioxide
- Oleum 23% & 65%
- Sodium Bisulphate
- Acetanilide
- Thionyl Chloride
- Beta Nephthol
- Para Nitro Aniline

~12
Products

Dye Intermediates

- Vinyl Sulphone & Derivatives
- H Acid
- DASA
- F.C. Acid
- Gamma Acid, K Acid
- Sulpho Tobias Acid
- 4.N.A.D.P.S.A
- 6-Nitro
- MPDSA
- Meta Ureido Aniline
- 1:2:4 DIA70

~25
Products

Dyestuffs

- Reactive Dyes
- Acid Dyes
- Direct Dyes
- Liquid Dyes

~175
Products

Chlor Alkali

- Caustic soda
- Chlorine
- Hydrogen
- Hydrochloric Acid (HCL)
- Sodium Hypochlorite (HYPO)
- Stable Bleaching Powder (SBP)

6
Products

New Products Additions

Benzene Derivative

- MCB
- PNCB
- ONCB
- MNCB

End User Industries



Textiles



Leather



Paper



Water Treatments



Home Care



Pharma



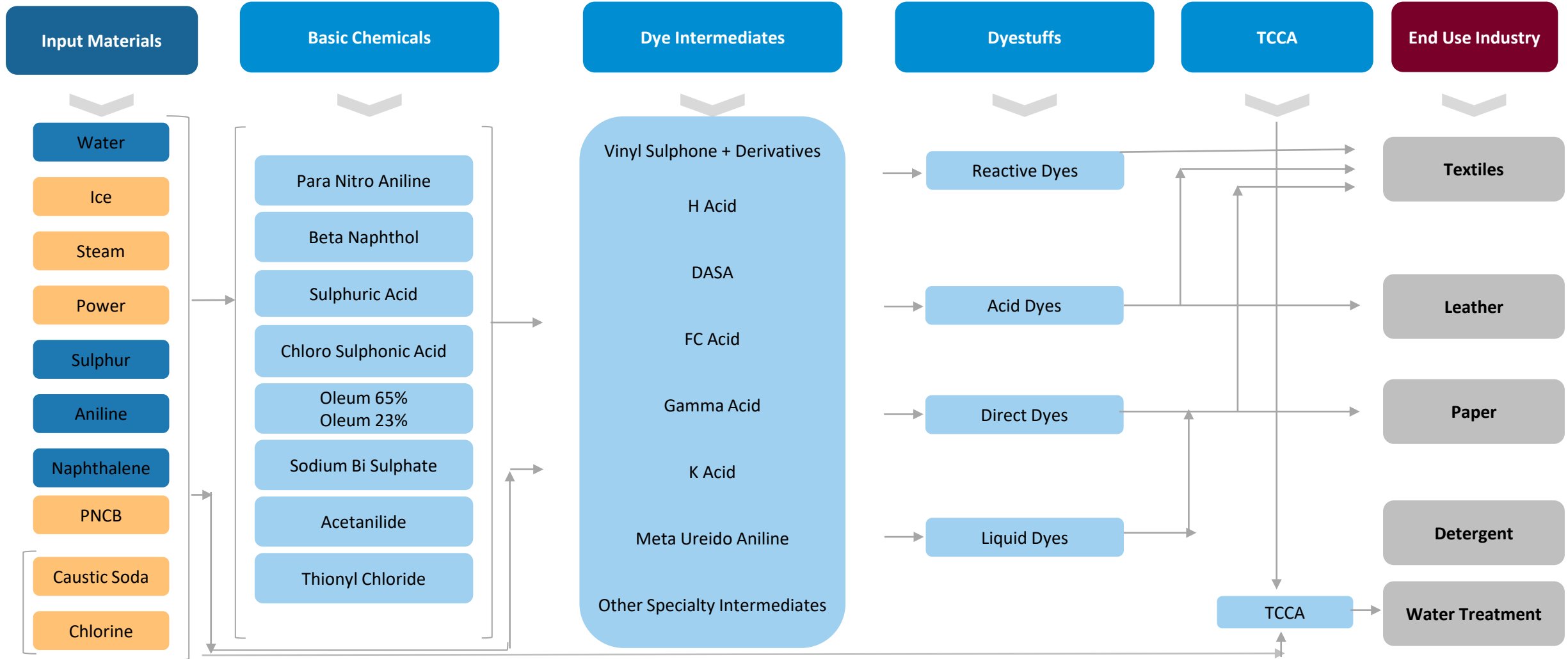
Agro-Chemical



Home Care

Moving From Integrated Dyestuffs Player to Niche Value-added Products

Manufacturing Value Chain



Input Materials – part/full in-house

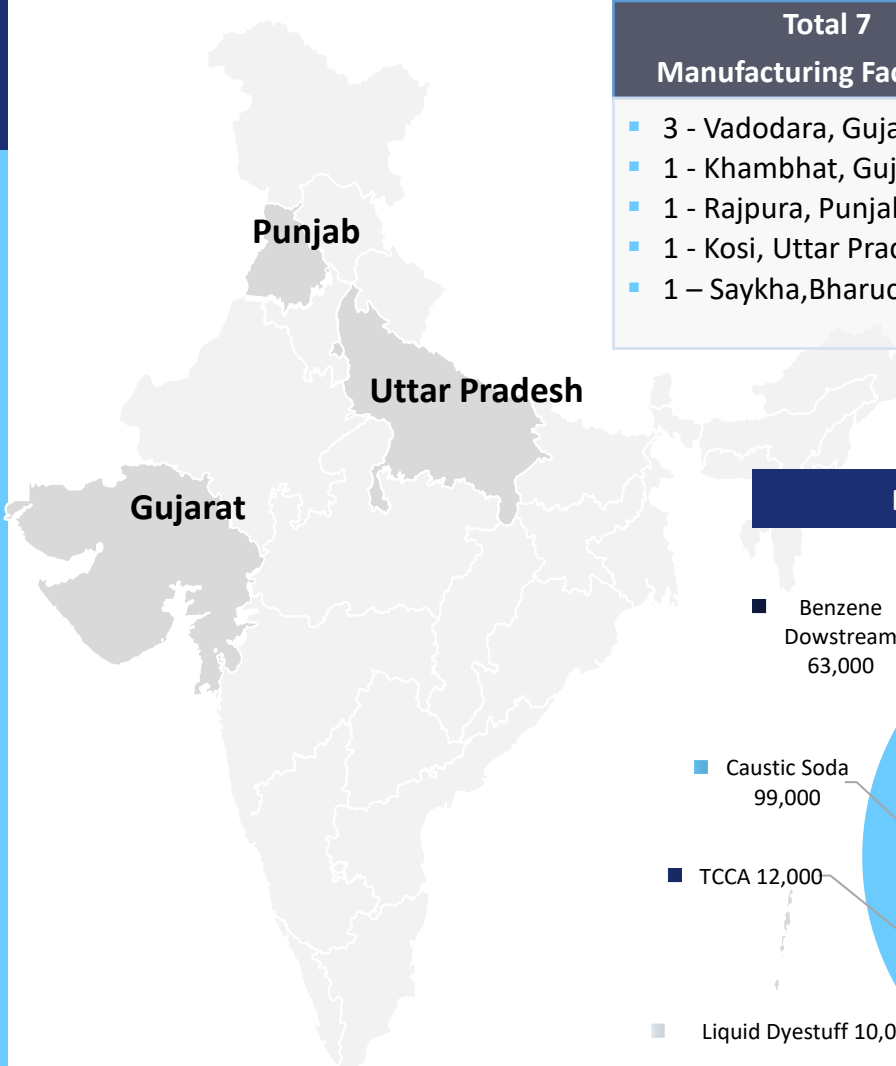
Input Materials – external

Bodal Chemicals Products

End use industries

~ **48%** of the Basic Chemicals to be captively consumed by Dye Intermediates and
 ~ **43%** of Dye Intermediates output to be consumed by Dyestuffs, giving us a cost-competitive advantage

Manufacturing Facilities



Total 7 Manufacturing Facilities *

- 3 - Vadodara, Gujarat
- 1 - Khambhat, Gujarat
- 1 - Rajpura, Punjab
- 1 - Kosi, Uttar Pradesh
- 1 - Saykha, Bharuch, Gujarat

In-house R&D Lab

- 1 - Ahmedabad, Gujarat
- 2 - Vadodara, Gujarat

Total Employees

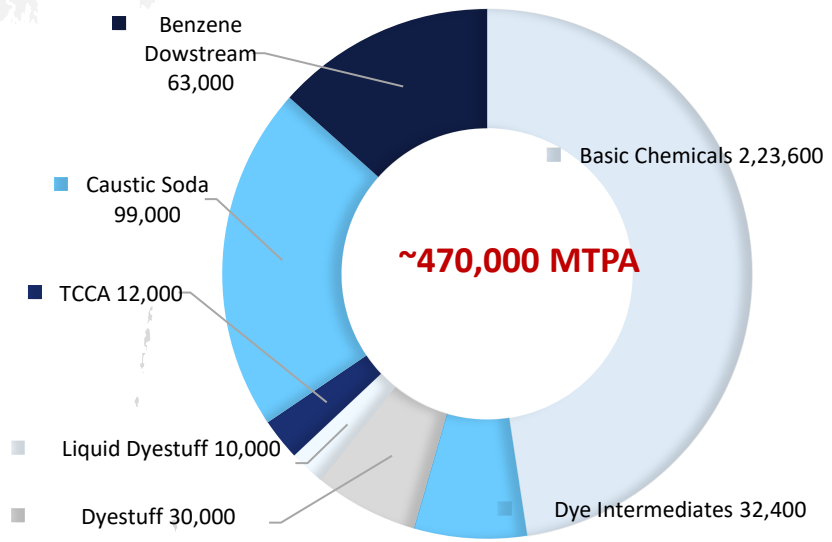
- Domestic 2,000+
- Contract Labours ~1,500
- Overseas 30+

10 Depots (Exclusive Distribution Warehouse)

- 6 - India
- 1 - China
- 1 - Turkey
- 1 - Bangladesh
- 1 - Indonesia

- Strategically located at western belt of India which is largest chemical manufacturing zone
- Proximity to nearby seaport at Mundra, Pipavav, Hazira and Nhava Sheva

Production Capacity (MTPA)



Note : Maps not to scale. All data , information are provided "as is" without warranty any representation of accuracy , timeliness or completion * Operating plants

Our Major Subsidiaries

(Rs in mn)

Company Name	Location	Stake	FY 24 Revenue	Details
Bodal Chemicals Trading Shijiazhuang Limited	China	100%	Rs. 299 mn	Trading & Marketing subsidiary for China and adjacent countries
Sen-er Boya Kimya Tekstil Sanayi Ve Ticaret	Turkey	100%	Rs.284 mn	Standardizing, trading, and marketing subsidiary for Turkey
Pt Bodal Chemicals Indonesia	Indonesia	100%	Rs.46 mn	Trading, and marketing subsidiary for Indonesia

Key Growth Drivers

Dyestuff Expansion

Dyestuffs capacity of **30,000 MTPA** will be ramped-up gradually



Revenue

TCCA Division

Acquired **100% stake** in Trion Chemicals and amalgamated with Bodal. Production has been stabilized & became profitable



Profitability

Vinyl Sulphone –UP Unit

Vinyl Sulphone plant of **6,000 MTPA** capacity has been commercialized in Kosi Kalan, Uttar Pradesh



Revenue

Turkish entity Sener Boya

Acquired **~ 100% stake** to strengthen the global presence



Presence in Turkey & nearby markets

Marketing Initiative

Opened **multiple warehouses & incorporated marketing subsidiaries** to strengthen relationship with marquee clients directly



Direct Client Relationship

Bodal China

Trading & Marketing subsidiary will increase our presence in **China**



Revenue

Rajpura, Punjab Unit

Newly acquired **Chlor Alkali** products have started contributing to our business and will increase gradually



Revenue

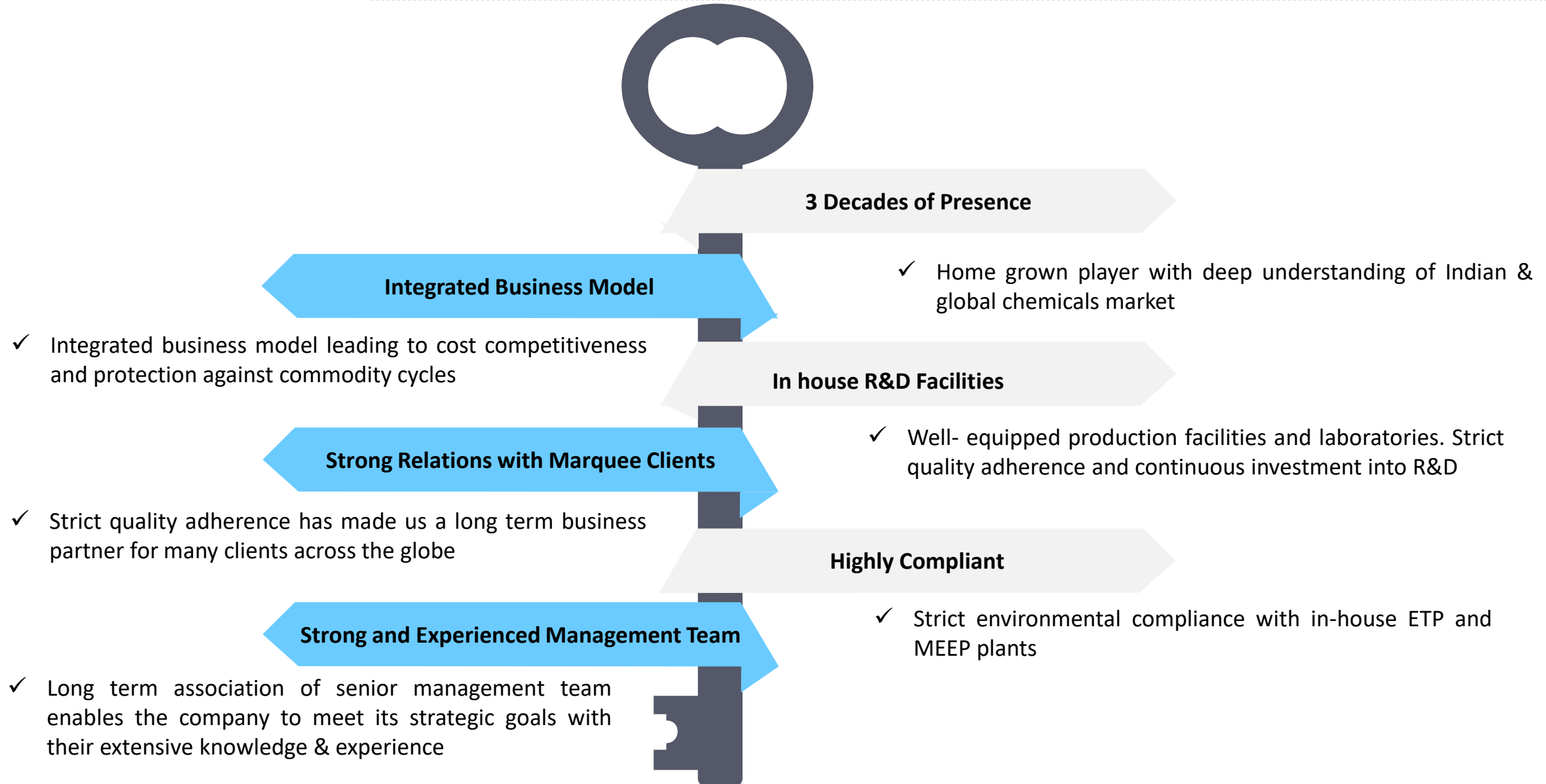
Saykha Project

Recently started Greenfield Saykha Project will lead to new level of growth with Benzene Downstream products



Revenue

Our Key Strengths



India's Edge in the Global Chemicals Market

Industry Megatrends

Structural Shift

Unorganized players in the Dye Intermediates and Dyestuffs Industry have been declining

China +1

India is emerging as the next alternative supplier for the global market

Compliance

Companies that are compliant with global environment laws will sustain

Policy Changes in China

Stringent measures & environment norms have eliminated small companies in china

Rising Exports

India has increased their chemical exports over the last few years

Textile Industry

Textiles constitutes ~80% of the total Dyestuffs demand and is expected to recover gradually

Atamanirbhar Bharat Abhiyan

The govt. initiative to reduce dependency on import of chemicals

Dyestuff Production

Gujarat is a leader with over 75% market share in Dyestuff Industry

Integrated player

Companies that have backward integration will have higher competitive edge

Availability of Raw Material

All key raw materials are available in India

Bodal's Edge

Highly Compliant & Large Integrated Dyestuffs Player

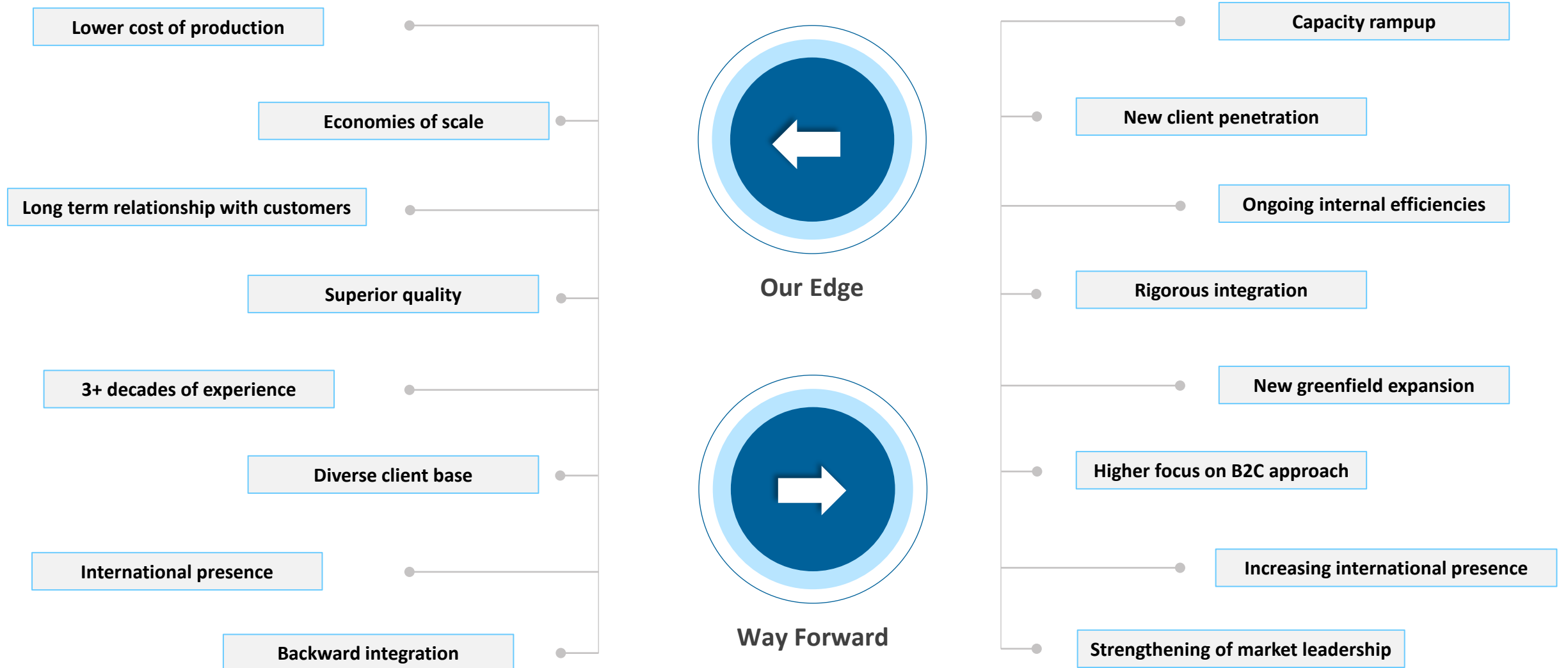
Dyestuff Market Share		Dye-Intermediates Market Share	
Domestic	Global	Domestic	Global
~13%	~3%	~20%	~6%

*Above market share figures are based on management estimates



Next Level of Growth

Way Forward

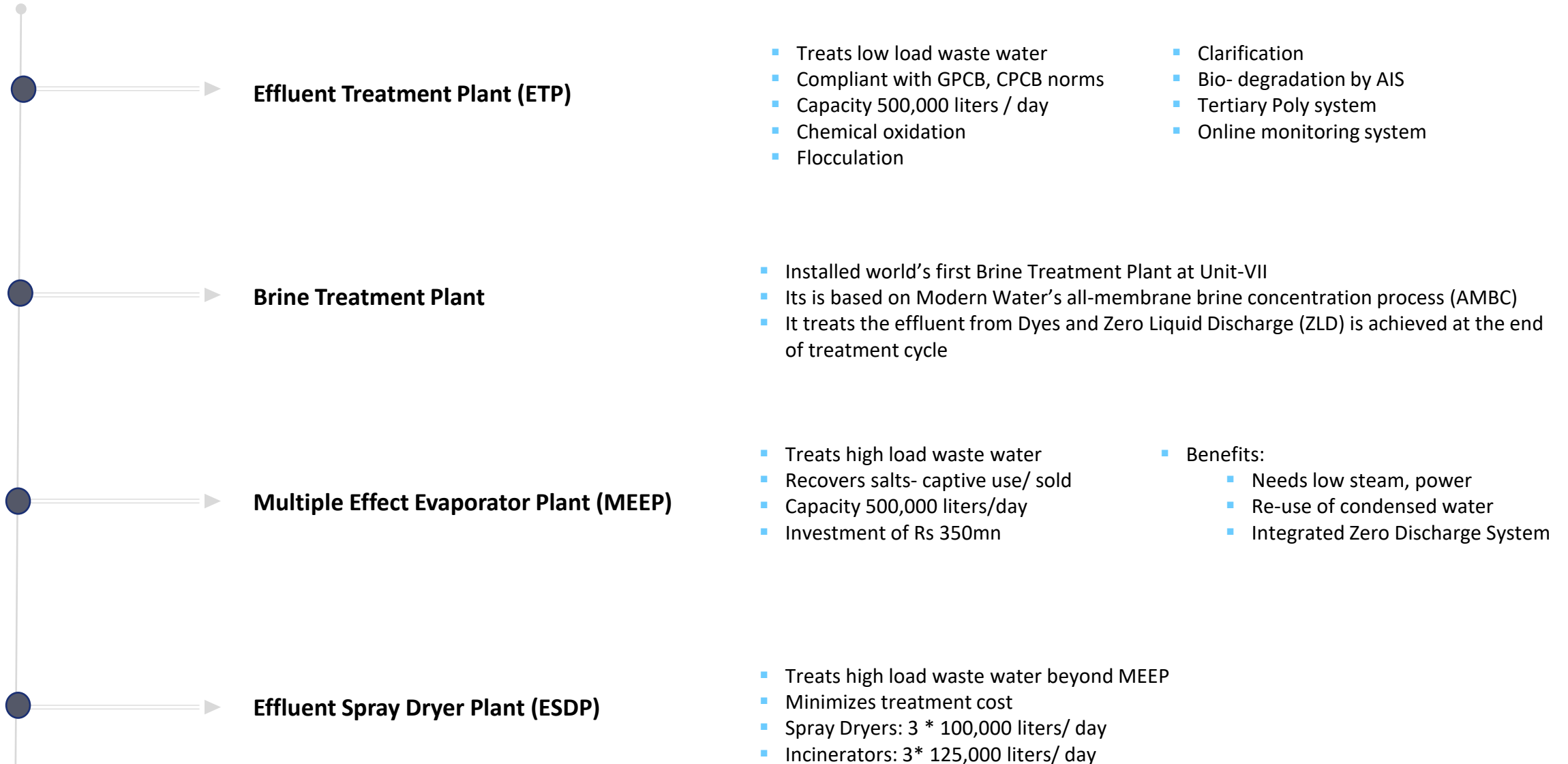




Responsible Corporate

Environmentally Compliant

Plant	Location	Zero Discharge Site (Solid+ Liquid+Air)	Effluent Treatment Plant	Common Effluent Treatment Plant, (at GIDC)	Multiple Effect Evaporator (MEEP)	Effluent Spray Dryer Plant (ESDP)	Solid Waste Incinerator Plant	Treated Effluent Discharge Access VECL Cala Lit./Day
Unit I	Ahmedabad	-	✓	✓	✓	✓	✓	-
Unit II	Ahmedabad	-	✓	✓	-	-	-	-
Unit III	Ahmedabad	-	✓	✓	-	-	-	-
Unit IV	Ahmedabad	-	✓	✓	-	-	-	-
Unit -V	Saykha -Bharuch	✓	✓	-	✓	-	-	-
Unit -VI	Kosi	✓	✓	-	✓	-	-	-
Unit VII	Vadodara	-	✓	-	✓	✓	✓	949,000
Unit VIII	Vadodara	-	✓	-	✓	✓	✓	23,800
Unit IX	Vadodara	✓	✓	-	-	-	-	-
Unit X	Vadodara	✓	✓	-	-	-	-	-
Unit XI	Khambhat	✓	✓	-	-	-	-	-
Unit XII	Rajpura	✓	✓	-	✓	-	-	-



Responding To Critical Issue

Key Challenges

- High costs involved in complying with environmental regulations. Moreover, the rising industrial water and power rates are a concern.
- Scarcity of water can lead to insufficient supply affecting our production needs.
- The Chemical Industry is energy and CO₂ intensive. It represents more than 30% of global Greenhouse Gas (GHG) emissions. If not controlled, it can have a profound effect on climate change

Our Response

- Abides by the mantra of reduce, recover and reuse' of natural resources
- Taken appropriate pollution control systems including implementation of Effluent Treatment Plants (ETPs), Multiple Effect Evaporator Plant (MEEP), Brine Treatment Plant and Effluent Spray Dryer Plant (ESDP).
- The Company possesses 5 MW Co-generation lignite-based & 1.73 MW steam (waste recovery heat) based captive power plant at Unit 7

Outcome

- Reusable clean water
- Zero liquid discharge
- Salt extracted through MEEP process is captively used or sold
- Cost optimization through proper management of the energy consumption
- Creating a better future for all stakeholders



Multiple Effect Evaporator Plant (MEEP)



Effluent Treatment Plant (ETP)

Key Focus Areas

- Eradicating hunger, poverty and malnutrition
- Promoting healthcare and sanitation including contribution to the Swach Bharat Kosh
- Promoting education and enhancement of rural infrastructure
- Ensuring environmental sustainability
- Providing funds for construction for drinking water pipelines Conducting regular health check-up camps
- Promotes Sports, with Contribution to :
 - Sports Council of the Deaf Basketball Club
 - Promoting individual talent to represent the country in sporting events
- To support various Trusts and NGO's like YUVA Unstoppable

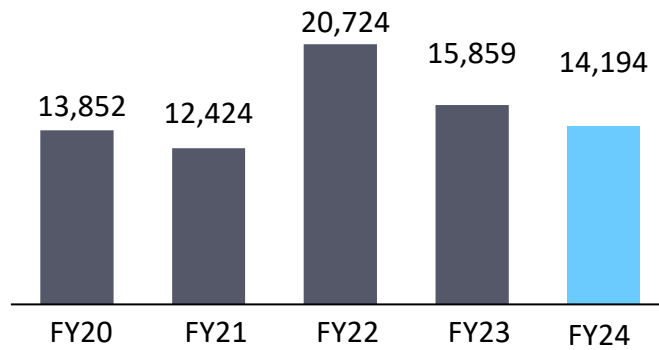




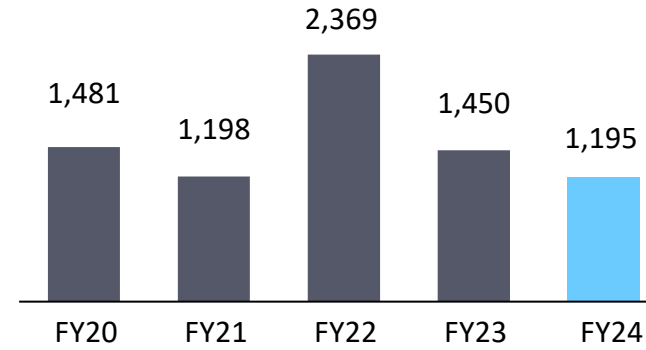
Financial Highlights

Financial Highlights

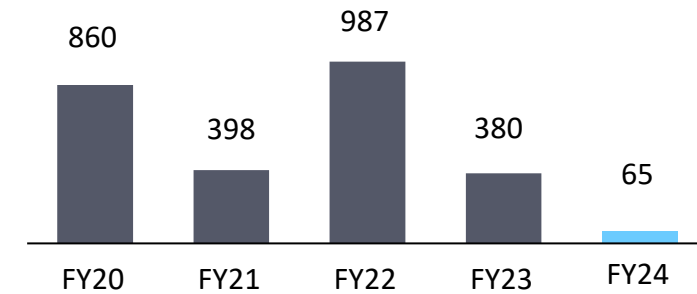
Revenue (Rs. In Mn)



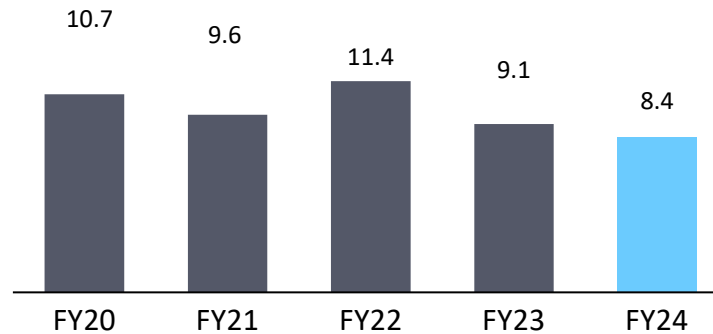
EBITDA (Rs. In Mn)



PAT (Rs. In Mn)



EBITDA Margin (%)

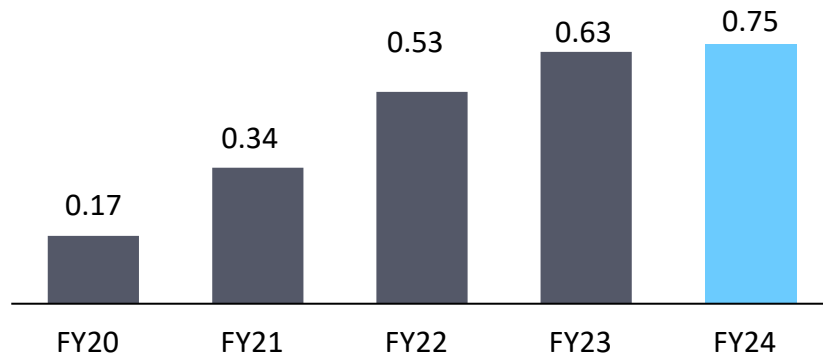


PAT Margin (%)

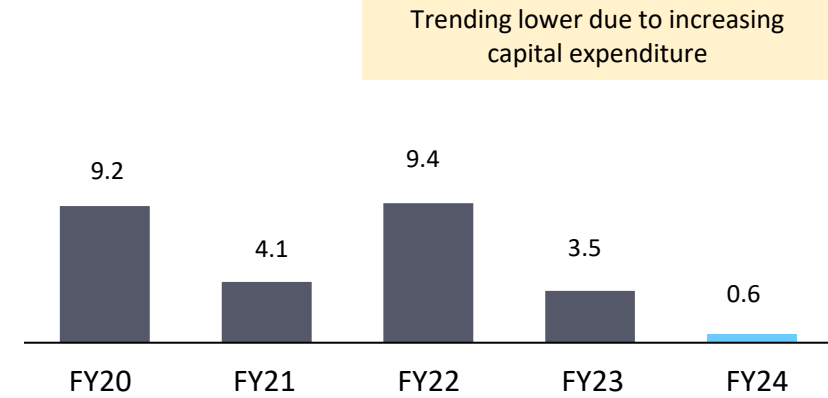


Key Ratios

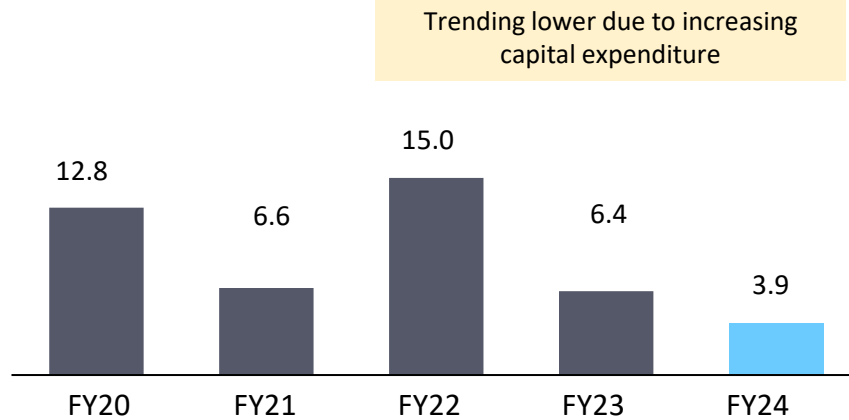
Net Debt/ Equity (x)



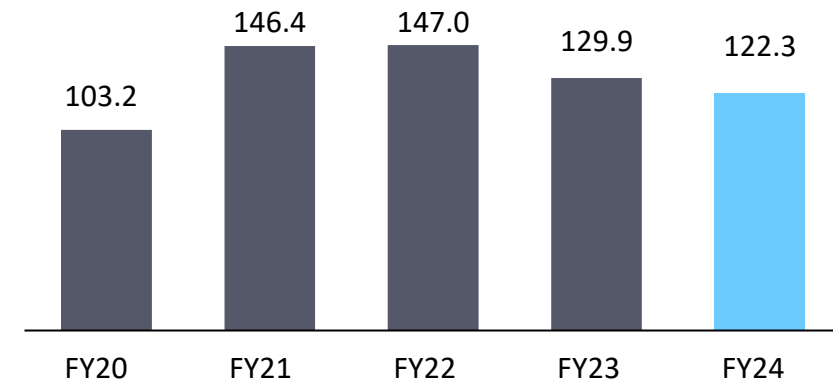
Return on Equity(%)



Return on Capital Employed (%)



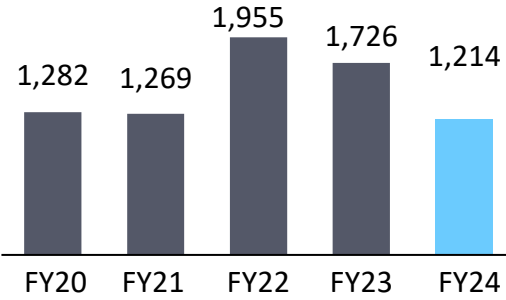
Net Working Capital Days



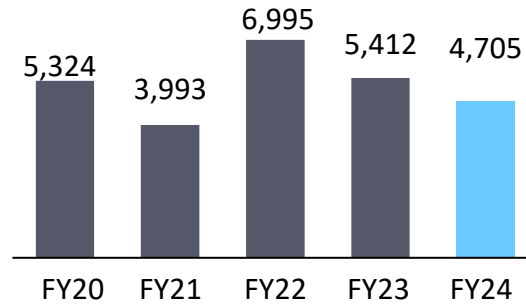
Segmental Performance

Basic Chemical

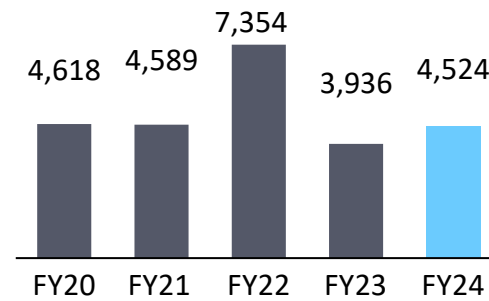
Revenue Breakup



Dyestuffs

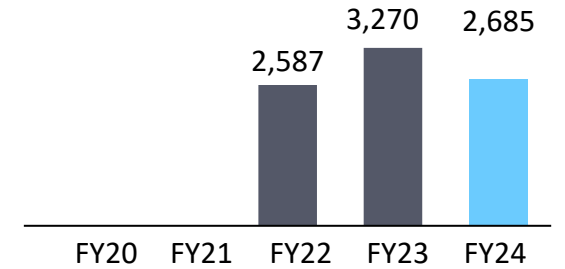


Dye Intermediates



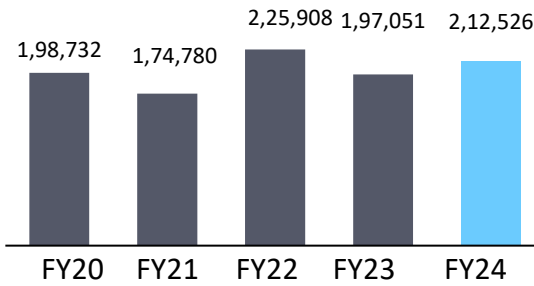
Chlor Alkali

(Rs in mn)

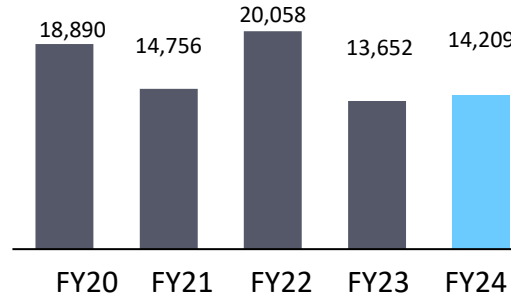


Basic Chemical (MT)

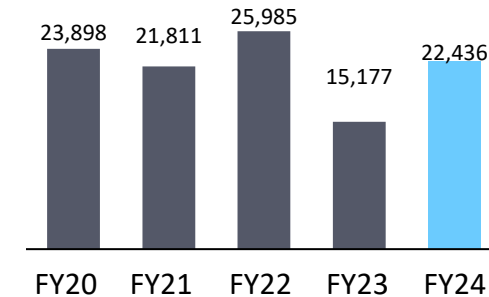
Volume Breakup



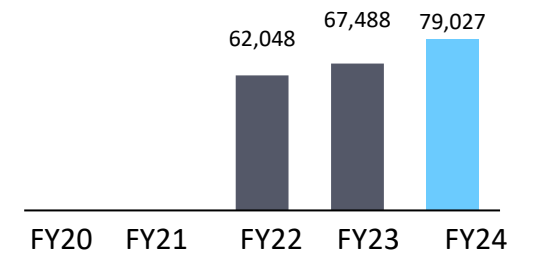
Dyestuffs (MT)



Dye Intermediates (MT)



Chlor Alkali (MT) ^



* Production On Standalone basis

Revenue includes other income

Basic Chemical production include Thionyl Chloride

^Production volume - Caustic Soda only

Thank You

Contact Information



Bodal Chemicals Ltd.

CIN – : L24110GJ1986PLC009003

Mr. Mayur Padhya

Chief Financial Officer

Email – mayur@bodal.com

www.bodal.com

