

NAVA BHARAT VENTURES LIMITED

NAVA BHARAT CHAMBERS, RAJ BHAVAN ROAD, HYDERABAD-500082, TELANGANA, INDIA

NAVA BHARAT

NBV/SECTL/ 768 /2018-19

March 02, 2019

Listing Department
National Stock Exchange of India Limited
Exchange Plaza, 5th Floor,
Plot No.C/1, G Block
Bandra Kurla Complex, Bandra (E)
MUMBAI – 400 051
NSE Symbol : 'NBVENTURES'

Dept. of Corporate Services
BSE Limited
Phiroze Jeejeebhoy Towers,
Dalal Street
MUMBAI – 400 001
Scrip Code : '513023'/'NBVENTURE'

Dear Sirs,

Sub : Operational data of Sugar Division for the month of February, 2019.

Ref : Regulation 30 of SEBI (LODR) Regulations, 2015.

--o0o--


Please find enclosed the operational data of the Company's Sugar Division for the month of February, 2019 which is being submitted to South Indian Sugar Mills Association (SISMA).

The above figures have not been independently verified or audited. As such, the final figures after audit may vary.

Kindly take the same on record and acknowledge the receipt.


Thanking you,

Yours faithfully,
for Nava Bharat Ventures Ltd.


VSN Raju
Company Secretary
& Vice President



Encl : as above.



NAVA BHARAT VENTURES LIMITED

SUGAR DIVISION, SAMALKOT - 533 440, EAST GODAVARI DIST., A.P.

NAVA BHARAT

OPERATIONAL DATA OF THE COMPANY'S SUGAR DIVISION FOR THE MONTH OF Feb. 2019

Monthly Manufacturing Report No - 4

Season: 2018-2019

Name & Address of Factory :

NAVA BHARAT VENTURES LTD,
SUGAR DIVISION, Samalkot - 533 440.
East Godavari District.

3013


Regd.No. of Factory

Clarification Process Used:

Double Sulphitation

SL.No	PARTICULARS	For the	Since Beginning
		month	of Season
1	CANE CRUSHING:		
	Date & Time of Commencement of Season	19.11.2018 at 6:30pm	
	Date & Time of Closing of Season		
	Duration of Run Days	28	102
	Total No.of hours in duration of run	672.00	2433.30
	No.of hours actual crushing	664.40	1549.15
	Total Cane Milled (Qtls)	999600.00	3168390.00
2	Juice & Added Water:		
	Average gross mixed juice % Cane	100.30	102.02
	Correction % mixed juice	0.25	0.25
	Average net mixed juice % Cane	100.05	101.76
	Total net mixed juice obtained (Qtls)	1000103.47	3224408.76
	Average added water % Cane	27.54	28.86
3	SUGARS:		
	Total Sugar bagged (no.of 100kg bags)	0.00	0.00
	Total Sugar bagged (no.of 50kg bags)	216240	636300
	* BISS Sugar Qtls		
	Qty of White sugar bagged (qtls)	108120	318150
	Qty of sugar in process (a) (qtls) (+)	4023.280	4023.280
	Total Sugar made (qtls)	112143.28	322173.28
	Sugar recovered from previous month process	4684.476	
	Sugar recovered from previous seasons process	0.000	56.248
	sugar recovered from previous season's - C-SUGAR	512.42	512.42
	sugar recovered from previous season's -Wet &damaged sugar	0.00	587.388
	Total net Sugar made (qtls)	106946.384	321017.224
4	MOLASSES:		
	Total molasses sent out (qtls)	43760	125880
	Qty of molasses in process (A) (qtls) (+)	3055.150	3055.150
	Total molasses produced (qtls)	46815.15	128935.15
	Molasses recoverd from previous month process	5717.525	
	Molasses recovered from previous season's process	0.000	45.831
	Molasses recovered from previous season's C-SUGAR (qtls)	85.780	85.780
	Molasses recovered from Wet & Damaged sugar (qtls)	0.000	10.397
	Total net molasses produced (qtls)	41011.845	128793.142
5	RECOVERY:		
	Average recovery of sugar % cane	10.70	10.13
	Average production of final molasses % cane	4.10	4.06
6	Bagasse percent cane	27.24	26.84
	Filter cake percent cane	3.74	3.65
	Gross weight of mixed juice (qtls)	1002610.00	3232490.00
	Weight of Dirt mixed juice (qtls)	2506.53	8081.24

* BISS sugar contains more than 90% sucrose.




Telephone : (0884) 2327384, 2327584, Fax : (0884) 2327587

E-mail : nbvlsd@nbv.in Website : www.nbventures.com

Corporate Identity No. : L27101AP1972PLC001549

ISO 9001 ISO 14001 OHSAS 18001

S.No.	PARTICULARS	For the	Since Beginning	
		month	of Season	
7	ANALYSIS			
	CANE	Sugar percent	12.36	11.79
		Fibre percent	13.90	13.53
	Primary juice	Sugar percent	14.46	13.76
		Brix percent	17.45	16.78
		Purity	82.87	82.00
	Mixed Juice	Sugar percent	11.98	11.23
		Brix percent	14.72	13.92
		Purity	81.39	80.68
	Last Juice	Sugar percent	1.57	1.30
		Brix percent	2.11	1.77
		Purity	74.41	73.45
	Clarified Juice	Sugar percent	11.66	11.15
		Brix percent	14.26	13.74
		Purity	81.77	81.15
	UnSulphered Syrup	Sugar percent	46.41	47.85
		Brix percent	56.91	59.55
		Purity	81.55	80.35
	Sulphered Syrup +A2 Heavy	Sugar percent	50.06	50.94
		Brix percent	61.60	63.05
		Purity	81.27	80.79
	Massequite	A1 Brix percent	91.84	92.07
		Purity	84.96	85.72
		A2 Brix percent	92.24	92.24
		Purity	95.49	95.49
		B Brix percent	94.93	94.72
		Purity	71.28	70.56
		C Brix percent	98.56	98.37
		Purity	52.07	51.73
	Molasses (B)			
	A1 Heavy	Brix percent	78.52	78.26
		Purity	71.50	71.19
	A2 Heavy	Brix percent	74.83	74.83
		Purity	88.56	88.56
	A Light	Brix percent	69.04	68.77
		Purity	92.98	92.55
	B Heavy	Brix percent	83.51	82.41
		Purity	47.19	48.70
	C Light	Brix percent	76.48	75.77
		Purity	64.21	62.18
	Sugars (Average)	Sugar Percent (c)	99.80	99.80
		Moisture percent(by Moister analyzer)	0.09	0.09
	Final Molasses	Sugar Percent	30.59	30.40
		Brix percent	95.74	95.03
		Purity	31.95	31.99
	Bagasse	Sugar Percent	1.37	1.36
		Water Percent	47.15	47.75
		Fibre Percent	51.01	50.40
	Filter Cake	Sugar Percent	1.89	1.95
	Boiled Feed Water	pH	9.00	9.00
	Boiled Feed Water	Temperature Deg C	105.00	105.00
	Clear Juice	Temperature Deg C	96.00	96.00



8	Qty. of other materials Used 17-18 Season. Scrapings Wet & Damaged sugar C-Sugar	HL Qtls Qtls	0.00 0.00 600.00	75.00 600.00 600.00
---	--	--------------------	------------------------	---------------------------

9 ANALYSIS OF OTHER MATERIALS USED SINCE BEGINING OF THE SEASON

	Wet & Damaged Sugar	C-Sugar	Scrapings
Sugar percent:	98.41	89.71	54.375
Brix percent:	99.50	98.80	75.00
Purity S.G. :	98.90	90.80	72.50
Available Sugar - Qtls	587.388	512.420	56.248
Available Molasses - Qtls	10.397	85.78	45.831

10 STOCK IN PROCESS AS ON: 01-03-2019 @4.00AM

Basis: FM Brix 95.74 Pty 31.95

SL. N	PARTICULARS	HL	BRIX	PURITY	AVAILABLE Sugar - QTLS	MOLASSES OTLS
a)	juice(clear)	1820	13.00	80.00	175.80	76.43
b)	Syrup	1341	50.00	80.00	383.58	166.76
c)	Remelt	0	0.00	0.00	0.00	0.00
d)	Massecuite					
	A	375	92.00	87.00	417.35	102.94
	B	206	94.00	68.00	154.86	143.58
	C	1125	99.00	53.00	532.57	1242.02
e)	Light Molasses					
	A	140.4	67.00	92.00	110.38	15.36
	C	119.6	70.00	44.00	19.99	97.03
f)	Heavy Molasses					
	A	118	79.00	70.00	73.30	60.37
	B	420	81.00	48.00	113.91	385.47
g)	Seed & footings	1640	88.00	80.00	1495.550	650.20
h)	C-Boillings	110	94.00	52.00	45.990	115.000
i)	Sugar - unbagged				500.000	
	TOTAL				4023.280	3055.160





11 SUGAR BALANCE

S.No	PARTICULARS		For the month	Since Beginning of the season
1	Suagar in Cane		12.36	11.79
2	Sugar in mixed Juice		11.99	11.43
3	Sugar in Baggase		0.37	0.36
4	Sugar in Filtercake		0.07	0.07
5	Sugar in Molasses		1.23	1.23
6	Sugar in Sugars		10.68	10.11
7	Sugar Undetermined		0.01	0.02
8	Total losses (in bagasse, filter cake molasses & undetermined)		1.68	1.68

We hereby declare that the figures given in this return are complete and true to the best of our knowledge and belief.

Date: 02/03/2019


N. Prabhakar
VICE PRESIDENT




NAVA BHARAT VENTURES LIMITED, SAMALKOT.
Additional information to be appended to R.T. 7(c) for the month of February,-2019

* * * *

		Hrs.Mts.
1	Time Loss Account:	
	1) Miscellaneous	6:25:00
	2) Cane shortage	0:00:00
	3) Mechanical troubles	0:20:00
	4) Electrical troubles/ins	0:35:00
	5) Holidays	0:00:00
	6) Cleaning	0:00:00
	7) Process	0:00:00
	Total	07:20
	Percent of hours lost to the available	0:01:08
2	Rate of Crushing for 24 Hrs.:	
	1) Including stoppages Tons	3570.00
	2) Excluding stoppages "	3610.00
	3) Installed/Liscensed capacity	4000.00
3	Efficiency figures:	
	1) Mill extraction	96.98
	2) Reduced Mill extraction	97.33
	3) Added water % fibre	198.19
	4) Added water extracted into mixed juice % added water	56.84
	5) Undiluted juice lost in bagasse % fibre	20.67
	6) Boiling house extraction	89.28
	7) Virtual purity of molasses	31.92
	8) Reduced Boiling House extraction	91.72
	as per Noel Deerr:	92.00
	as per Gundurao	86.10
	9) Overall recovery	
	10) Reduced Overall recovery	
	as per Noel Deerr	89.27
	as per Gundurao	89.54
	11) ERQV - MJ/PJ	97.27
	LMJ/PJ	84.42
4	Massecuities boiled:	
	A1' Massecuite % cane	27.50
	A2' Massecuite % cane	17.20
	'B' Massecuite % cane	12.50
	'C' Massecuite % cane	6.80
	Total	64.00
5	Grades of Sugar bagged:	
	I.S.S (Percentage of production)	
	S-30	0.00
	S-31	33.78
	M-31	66.22
	L-30	0.00
	L-31	0.00
	Total	100.00

Date: 02/03/2019


N. Prabhakar
VICE PRESIDENT