



WESTLIFE FOODWORLD LTD.

[Formerly known as Westlife Development Ltd.]

Regd. Off.: 1001, Tower-3 • 10th Floor • One International Center •

Senapati Bapat Marg • Prabhadevi • Mumbai 400 013

Tel : 022-4913 5000 Fax : 022-4913 5001

CIN No. : L65990MH1982PLC028593

Website : www.westlife.co.in | E-mail id : shatadru@westlife.co.in

9th November, 2022

To,
BSE Ltd.
Phiroze Jeejeebhoy Towers
Dalal Street
Mumbai 400 001

Sub : Compliance with Regulations 33 (3) and 30 of the SEBI (LODR) Regulations, 2015; Submission of financial results for the quarter and half year ended 30th September, 2022

Re : Westlife Foodworld Ltd. [formerly known as Westlife Development Limited] (the Company) : Scrip Code-505533

Dear Sirs,

In compliance with Regulations 33(3) and 30 of the Securities and Exchange Board of India (Listing Obligations and Disclosure Requirements) Regulations, 2015 read with Schedule III Part-A, please find enclosed herewith the following:

- i. Consolidated Operating Performance statement for Q2 FY23.
- ii. Press Release dated 9th November, 2022.
- iii. Consolidated unaudited financial results of the Company for the quarter and half year ended 30th September, 2022 together with the limited review report by M/s S R B C & CO LLP, statutory auditors of the Company, as approved by the Board of Directors of the Company in its meeting held on 9th November, 2022.
- iv. Standalone audited financial results of the Company for the quarter and half year ended 30th September, 2022 together with the limited review report by M/s S R B C & CO LLP, statutory auditors of the Company, as approved by the Board of Directors of the Company in its meeting held on 9th November, 2022.

The Board Meeting commenced at 1:15 p.m. and concluded at 2:40 p.m.

You are requested to take the same on record. The same would be available on the Company's website.

Thanking you,

Yours faithfully,
For Westlife Foodworld Limited

Dr. Shatadru Sengupta
Company Secretary

Encl.: as above

Westlife Foodworld Limited
(Formerly known as Westlife Development Limited)



Reported Operating Performance (consolidated)

In ₹ million

Particulars	Quarter ended		Growth % in Q2 FY23 over Q2 FY22	Quarter ended	Growth % in Q2 FY23 over Q1 FY23
	September 30, 2022	September 30, 2021		June 30, 2022	
REVENUES					
Sales	5,702.3	3,806.4		5,361.7	
Other Operating Income	20.6	46.7		16.9	
Net Gain on fair value changes in value of Investments	1.4	1.2		0.7	
TOTAL REVENUES	5,724.2	3,854.3	48.5%	5,379.3	6.4%
OPERATING COSTS AND EXPENSES					
Restaurant Operating Cost and Expenses					
Food & Paper	1,976.2	1,359.5		1,920.7	
Payroll and Employee Benefits	507.4	360.3		425.8	
Royalty	261.9	172.9		245.9	
Occupancy and Other Operating Expenses	1,679.5	1,290.7		1,622.9	
Total	4,425.0	3,183.4		4,215.3	
RESTAURANT OPERATING MARGIN (RoM)	1,299.2	670.9	93.7%	1,164.0	11.6%
RoM (% of Total Revenues)	22.7%	17.4%		21.6%	
General & Administrative Expense	311.2	213.4		243.3	
OPERATING EARNINGS BEFORE INTEREST, TAX AND DEPRECIATION (EBITDA)	988.0	457.4	116.0%	920.7	7.3%
Operating EBITDA (% of Total Revenues)	17.3%	11.9%		17.1%	
Other (Income) / Expense, net	(54.1)	(39.4)		(0.2)	
Extraordinary Expenses *	30.7	13.0		30.3	
Depreciation	366.3	338.1		357.9	
Financial Expense (Interest & Bank Charges), net	225.5	204.4		215.0	
PROFIT/(LOSS) BEFORE TAX (PBT)	419.6	(58.7)		317.6	
PBT (% of Total Income)	7.3%	-1.5%		5.9%	
Exceptional items	-	-		-	
PROFIT/(LOSS) BEFORE TAX AND EXCEPTIONAL ITEM (PBT)	419.6	(58.7)		317.6	
PAT (% of Total Income)	7.3%	-1.5%		5.9%	
Tax	104.1	(14.5)		81.8	
REPORTED PROFIT/(LOSS) AFTER TAX (PAT)	315.5	(44.2)		235.8	
PAT (% of Total Income)	5.5%	-1.1%		4.4%	
Other Comprehensive Income					
(a) Items that will not be reclassified to Profit or Loss	6.7	(13.6)		(5.7)	
(b) Income tax on items that will not be reclassified to Profit or Loss	(1.7)	3.4		1.4	
REPORTED PROFIT / (LOSS) AFTER TAX (PAT)	320.4	(54.4)		231.5	
PAT (% of Total Income)	5.6%	-1.4%		4.3%	
Cash Profit After Tax (INR million)	680.2	262.4		551.2	
New Restaurants Opened	6	5		5	

* One-time expenses on account of assets written-off pertaining to restaurants relocation/closure and onetime ESOP charge (Refer to note 4 in financial results for further details)

Westlife Foodworld Limited
(Formerly known as Westlife Development Limited)



Reported Operating Performance (consolidated)

In ₹ million

Particulars	Year ended		Growth % in YTD FY23 over YTD FY22
	September 30, 2022	September 30, 2021	
REVENUES			
Sales	11,064.0	6,386.4	
Other Operating Income	37.4	57.2	
Net Gain on fair value changes in value of Investments	2.1	2.3	
TOTAL REVENUES	11,103.5	6,445.9	72.3%
OPERATING COSTS AND EXPENSES			
Restaurant Operating Cost and Expenses			
Food & Paper	3,896.9	2,255.8	
Payroll and Employee Benefits	933.2	626.2	
Royalty	507.8	288.8	
Occupancy and Other Operating Expenses	3,302.4	2,349.2	
Total	8,640.3	5,520.0	
RESTAURANT OPERATING MARGIN (RoM)	2,463.2	925.9	166.0%
RoM (% of Total Revenues)	22.2%	14.4%	
General & Administrative Expense	554.5	417.4	
OPERATING EARNINGS BEFORE INTEREST, TAX AND DEPRECIATION (EBITDA)	1,908.7	508.4	275.4%
Operating EBITDA (% of Total Revenues)	17.2%	7.9%	
Other (Income) / Expense, net	(54.3)	(103.2)	
Extraordinary Expenses *	61.1	38.6	
Depreciation	724.3	670.2	
Financial Expense (Interest & Bank Charges), net	440.5	407.6	
PROFIT/(LOSS) BEFORE TAX (PBT)	737.1	(504.7)	
PBT (% of Total Income)	6.6%	-7.8%	
Exceptional items	-	-	
PROFIT/(LOSS) BEFORE TAX AND EXCEPTIONAL ITEMS (PBT)	737.1	(504.7)	
PAT (% of Total Income)	6.6%	-7.8%	
Tax	186.0	(126.6)	
REPORTED PROFIT/(LOSS) AFTER TAX (PAT)	551.1	(378.1)	
PAT (% of Total Income)	5.0%	-5.9%	
Other Comprehensive Income			
(a) Items that will not be reclassified to Profit or Loss	0.9	(12.9)	
(b) Income tax on items that will not be reclassified to Profit or Loss	(0.2)	3.2	
REPORTED PROFIT / (LOSS) AFTER TAX (PAT)	551.8	(387.8)	
PAT (% of Total Income)	5.0%	-6.0%	
Cash Profit After Tax (INR million)	1,231.4	142.2	
New Restaurants Opened	11	5	

* One-time expenses on account of assets written-off pertaining to restaurants relocation/closure and onetime ESOP charge (Refer to note 4 in financial results for further details)



WESTLIFE FOODWORLD LIMITED QUARTERLY SALES JUMP 49% YoY; WITH BEST-EVER OPERATING PROFITS

HIGHLIGHTS OF QUARTER ENDED SEPTEMBER 30, 2022

- *Highest ever quarterly Sales at Rs.5.72bn, up 49% YoY and 6% QoQ*
- *Op. EBITDA at Rs. 988mn grew 116% YoY; Op. EBITDA margin at 17.3%*
- *Cash PAT at Rs. 680mn grew 159% YoY; Cash PAT margin at 11.9%*
- *Average Annualized Sales Per Store stood at Rs. 67.5mn; SSSG was 40% YoY*
- *On Premise business grew 96% YoY*

Mumbai, November 9th, 2022: Westlife Foodworld Limited ("WFL"), formerly known as Westlife Development (BSE: 505533) ("WDL"), owner of Hardcastle Restaurants Pvt. Ltd. ("HRPL"), the master franchisee of McDonald's restaurants in West and South India, has announced its financial results for the quarter ended **September 30, 2022**.

Following a strong performance in Q1 FY23, the company demonstrated yet another quarter of solid growth in Q2 FY23, with sales at Rs. 5.72 bn, up 49% year on year and 6% quarter on quarter. Owing to product innovations and sustained momentum across channels, the company achieved more than Rs. 67.5 mn in average annualized sales per store with Op. EBITDA at 17.3%. Same Store Sales Growth (SSSG) for the quarter was 40% year on year, and the company reported a Cash PAT of Rs. 680 mn, up 159% year on year. The company's Restaurant Operating Margin was Rs. 1,299 mn, up 94% YoY. Despite the effects of inflation, the company achieved its highest-ever operating profits at Rs. 988 mn this quarter, and its gross margins exceeded pre-Covid levels.

Westlife continued its momentum across channels with the on-premise business gaining strong traction and healthy growth, while the off-premise business grew steadily. The on-premise business increased 96% YoY and 24% over the Pre-Covid levels, and the off-premise business consisting of its digital channels, delivery, takeout, and on-the-go services rose by 12% YoY and 88% over the Pre-Covid base.

In the quarter under review, the Company witnessed broad-based growth across store formats with mall stores improving pace sequentially. It witnessed a 22% rise in monthly active users for its McDelivery app which led to the highest quarterly sales for its delivery channel. The McDelivery app had over 21 mn cumulative Apps downloads in this quarter.



Commenting on the results for Q2 FY23, Mr. Amit Jatia, Vice-Chairman of Westlife Foodworld Limited, said, “This quarter, our company demonstrated consistent performance yet again and showcased the resiliency of the business we have set up. Our focus on core business fundamentals coupled with rising consumer demand in the QSR industry enabled both on-premise as well as off-premise businesses to deliver solid numbers. Such strong growth quarter on quarter strengthens our confidence in the business strategy and enables us to build more trust among our stakeholders.”

Westlife continued steadily on its expansion path and added 6 new restaurants this quarter which included its first restaurant in the holy city of Shirdi. It plans to add 35-40 new restaurants in this financial year and over 200 new restaurants in the next 3-4 years with greater emphasis on smaller and emerging cities. For Westlife, its restaurant sales in non-metro towns grew at an impressive 1.6x of the store in Metro cities, from / on the pre covid base.

In a new initiative to grow brand relevance and brand affinity, the company launched a new 360° campaign for McDonald's – ‘Meals Make Families’. Menu innovations have been a source of competitive strength for the company ever since it brought McDonald’s to India. The company introduced a new variant of the Shake-Shake condiment, Chatpata Fries this quarter.

Westlife now has a total of 337 restaurants across 52 cities as of June 2022 with 68 Drive-Thrus, 274 McCafés, and 138 Experience of the Future (EOTF) restaurants.

Particulars (INR Mn, Post INDAS 116)	Q2FY23	%	Q2FY22	%	Q1FY23	%
Sales	5,724.2	100.0%	3,854.3	100.0%	5,379.3	100.0%
YoY Sales Growth %	48.5%		84.0%		107.6%	
Food & paper	1,976.2	34.5%	1,359.5	35.3%	1,920.7	35.7%
Gross Profit	3,748.0	65.5%	2,494.7	64.7%	3,458.6	64.3%
Payroll & Benefits	507.4	8.9%	360.3	9.3%	425.8	7.9%
Royalty	261.9	4.6%	172.9	4.5%	245.9	4.6%
Other Operating Expenses	1,679.5	29.3%	1,290.7	33.5%	1,622.9	30.2%
Restaurant Operating Margin (ROM)	1,299.2	22.7%	670.9	17.4%	1,164.0	21.6%



General & Admin Expense	311.2	5.4%	213.4	5.5%	243.3	4.5%
Op. EBITDA	988.0	17.3%	457.4	11.9%	920.7	17.1%
<i>YoY EBITDA Growth %</i>	<i>116%</i>		<i>994%</i>		<i>1706%</i>	
Depreciation	366.3	6.4%	338.1	8.8%	357.9	6.7%
Other (Income) / Expense, net	(53.6)	-0.9%	(39.4)	-1.0%	(0.2)	0.0%
Financial Expense (Net)	225.5	3.9%	204.4	5.3%	215.0	4.0%
Extraordinary Expenses*	30.7	0.5%	13.0	0.3%	30.3	0.6%
PBT	419.1	7.3%	(58.7)	-1.5%	317.6	5.9%
Tax	104.1	1.8%	(14.4)	-0.4%	81.8	1.5%
PAT	315.0	5.5%	(44.2)	-1.1%	235.8	4.4%
PAT (pre-IND AS 116)	398.0	7.0%	38.0	1.0%	316.0	5.9%
Cash Profit After Tax	680.2	11.9%	262.3	6.8%	551.2	10.2%
SSSG (%)	40.2%		83.7%		97.1%	
New stores opening	6		5		5	

For any further information kindly contact:

Sumeet Chhabra

Corporate Communications

sumeet.chhabra@mcdonaldsindia.com

9619437559

About Westlife:

Westlife Foodworld Limited (BSE: 505533) (WFL), formerly known as Westlife Development Ltd (WDL), focuses on setting up and operating Quick Service Restaurants (QSR) in India through its subsidiary Hardcastle Restaurants Pvt. Ltd. (HRPL). The Company operates a chain of McDonald's restaurants in West and South India, having a master franchisee relationship with McDonald's Corporation USA, through the latter's Indian subsidiary.



About Hardcastle Restaurants:

HRPL is a McDonald's franchisee with rights to own and operate McDonald's restaurants in India's West and South markets. HRPL has been a franchisee in the region since its inception in 1996.

HRPL serves over 200 million customers, annually, at its 337 (as of September 30th 2022) McDonald's restaurants across 52 cities in the states of Telangana, Gujarat, Karnataka, Maharashtra, Tamil Nadu, Kerala, Chhattisgarh, Andhra Pradesh, Goa and parts of Madhya Pradesh and Union Territory of Puducherry and provides direct employment to close to 10,000 employees. McDonald's operates through various formats and brand extensions including standalone restaurants, drive-thrus, 24/7, McDelivery, McBreakfast and dessert kiosks. The menu features Burgers, Finger Foods, Wraps, and Hot and Cold Beverages besides a wide range of desserts. Several of the McDonald's restaurants feature an in-house McCafé.

The pillars of the McDonald's system – Quality, Service, Cleanliness and Value – are evident at each of the restaurants that HRPL operates.

Disclaimer:

This document by Westlife Development Ltd ('the Company') contains forward-looking statements that represent our beliefs, projections and predictions about future events or our future performance. Forward-looking statements can be identified by terminology such as "may," "will," "would," "could," "should," "expect," "intend," "plan," "anticipate," "believe," "estimate," "predict," "potential," "continue," "expected," "outlook," "future" or the negative of these terms or other similar expressions or phrases or their variations. These forward-looking statements are necessarily subjective and involve known and unknown risks, uncertainties and other important factors that could cause our actual results performance or achievements or industry results to differ materially from any future results, performance or achievement described in or implied by such statements. The forward-looking statements contained herein include statements about the Company's business prospects, its ability to attract customers, its affordable platform, its expectation for revenue generation and its outlook. These statements are subject to the general risks inherent in the Company's business. These expectations may or may not be realized. Some of these expectations may be based upon assumptions or judgments that prove to be incorrect. In addition, the Company's business and operations involve numerous risks and uncertainties, many of which are beyond the control of the Company, which could result in the Company's expectations not being realized or otherwise materially affect the financial condition, results of operations and cash flows of the Company. The forward-looking statements are made only as of the date hereof, and the Company does not undertake any obligation to (and expressly disclaims any obligation to) update any forward-looking statements to reflect events or circumstances after the date such statements were made, or to reflect the occurrence of unanticipated events.

Independent Auditor's Review Report on the Quarterly and Year to Date Unaudited Consolidated Financial Results of the Company Pursuant to the Regulation 33 of the SEBI (Listing Obligations and Disclosure Requirements) Regulations, 2015, as amended

Review Report to
The Board of Directors
Westlife Foodworld Limited (formerly known as Westlife Development Limited)

1. We have reviewed the accompanying Statement of Unaudited Consolidated Financial Results of Westlife Foodworld Limited (formerly known as Westlife Development Limited) (the "Holding Company") and its subsidiary (the Holding Company and its subsidiary together referred to as "the Group"), for the quarter ended September 30, 2022 and year to date from April 1, 2022 to September 30, 2022 (the "Statement") attached herewith, being submitted by the Holding Company pursuant to the requirements of Regulation 33 of the SEBI (Listing Obligations and Disclosure Requirements) Regulations, 2015, as amended (the "Listing Regulations").
2. The Holding Company's Management is responsible for the preparation of the Statement in accordance with the recognition and measurement principles laid down in Indian Accounting Standard 34, (Ind AS 34) "Interim Financial Reporting" prescribed under Section 133 of the Companies Act, 2013 as amended, read with relevant rules issued thereunder and other accounting principles generally accepted in India and in compliance with Regulation 33 of the Listing Regulations. The Statement has been approved by the Holding Company's Board of Directors. Our responsibility is to express a conclusion on the Statement based on our review.
3. We conducted our review of the Statement in accordance with the Standard on Review Engagements (SRE) 2410, "Review of Interim Financial Information Performed by the Independent Auditor of the Entity" issued by the Institute of Chartered Accountants of India. This standard requires that we plan and perform the review to obtain moderate assurance as to whether the Statement is free of material misstatement. A review of interim financial information consists of making inquiries, primarily of persons responsible for financial and accounting matters, and applying analytical and other review procedures. A review is substantially less in scope than an audit conducted in accordance with Standards on Auditing and consequently does not enable us to obtain assurance that we would become aware of all significant matters that might be identified in an audit. Accordingly, we do not express an audit opinion.

We also performed procedures in accordance with the Circular No. CIR/CFD/CMD1/44/2019 dated March 29, 2019 issued by the Securities and Exchange Board of India under Regulation 33(8) of the Listing Regulations, to the extent applicable.

4. The Statement includes the results of the wholly owned subsidiary, Hardcastle Restaurants Private Limited and Westlife ESOS Trust.
5. Based on our review conducted and procedures performed as stated in paragraph 3 above, nothing has come to our attention that causes us to believe that the accompanying Statement, prepared in accordance with recognition and measurement principles laid down in the aforesaid Indian Accounting Standards ('Ind AS') specified under Section 133 of the Companies Act, 2013, as amended, read with relevant rules issued thereunder and other accounting principles generally accepted in India, has not disclosed the information required to be disclosed in terms of the Listing Regulations, including the manner in which it is to be disclosed, or that it contains any material misstatement.



SRBC & CO LLP

Chartered Accountants

6. The comparative Ind AS financial information of the Group, for the immediately preceding quarter and period ended June 30, 2022, included in these consolidated Ind AS financial results, were reviewed by the predecessor auditor who issued an unmodified conclusion on the standalone financial results on July 28, 2022 and the Ind AS consolidated financial statements of the Group, for the period ended September 30, 2021 and for the year ended March 31, 2022, were audited by predecessor auditor who expressed an unmodified opinion on those consolidated financial information on October 28, 2021 and May 18, 2022 respectively.

For SRBC & CO LLP
Chartered Accountants

ICAI Firm registration number: 324982E/E300003



per Ravi Bansal
Partner

Membership No.: 49365

UDIN: 22049365 BCPGDY8651

Place: Mumbai

Date: November 9, 2022

WESTLIFE FOODWORLD LIMITED

(Formerly Known As WESTLIFE DEVELOPMENT LIMITED)

Regd. Office : 1001, Tower - 3, 10th Floor, Indiabulls Finance Centre,

Senapati Bapat Marg, Prabhadevi, Mumbai 400 013.

CIN No. : L65990MH1982PLC028593 Tel : 022-4913 5000 Fax : 022-4913 5001

Website : www.westlife.co.in | E-mail id : shatadru@westlife.co.in

(Rs. in Lakhs)


Statement of Unaudited Consolidated Financial Results for the quarter and half year ended September 30, 2022

Particulars	3 months ended 30/09/2022	Preceding 3 months ended 30/06/2022	Corresponding 3 months ended 30/09/2021	Year to date figures for the period ended 30/09/2022	Year to date figures for the period ended 30/09/2021	Year ended 31/03/2022
	Unaudited	Unaudited	Unaudited	Unaudited	Unaudited	Audited
1 Income						
(a) Revenue from operations						
- Sale of products	57,022.54	53,617.46	38,063.77	1,10,640.00	63,863.76	1,55,608.56
- Net gain on fair value changes	14.10	6.65	11.60	20.75	23.45	44.93
- Other operating income	205.51	168.74	467.20	374.25	571.48	1,995.56
Total revenue from operations	57,242.15	53,792.85	38,542.57	1,11,035.00	64,458.69	1,57,649.05
(b) Other income (Refer note 5)	519.36	180.78	395.10	700.14	1,036.19	2,773.88
Total income (a + b)	57,761.51	53,973.63	38,937.67	1,11,735.14	65,494.88	1,60,422.93
2 Expenses						
(a) Cost of materials consumed	19,762.10	19,207.20	13,595.31	38,969.30	22,558.14	54,509.85
(b) Employee benefits expenses	7,349.64	5,740.56	5,076.38	13,090.20	9,137.92	20,912.54
(c) Employee stock compensation expense (Refer note 4)	68.36	270.83	12.00	339.19	24.00	40.77
(d) Finance costs	2,253.51	2,151.70	2,043.60	4,405.21	4,075.66	8,262.91
(e) Depreciation and amortisation expense	3,663.40	3,579.33	3,381.50	7,242.73	6,701.50	13,639.65
(f) Other expenses						
- Net loss / (gain) on fair value changes (Refer note 5)	(49.89)	171.05	-	121.16	-	905.01
- Others	20,519.52	19,676.92	15,415.61	40,196.44	28,044.66	62,358.72
Total expenses	53,566.64	50,797.59	39,524.40	1,04,364.23	70,541.88	1,60,629.45
3 Profit / (Loss) before tax (1-2)	4,194.87	3,176.04	(586.73)	7,370.91	(5,047.00)	(206.52)
4 Tax expense:						
(a) Current tax	1,087.36	1,254.42	-	2,341.78	-	-
(b) Deferred tax	(46.04)	(436.24)	(145.11)	(482.28)	(1,266.37)	(40.00)
Total Tax expense (a+b)	1,041.32	818.18	(145.11)	1,859.50	(1,266.37)	(40.00)
5 Profit/(Loss) after tax (3-4)	3,153.55	2,357.86	(441.62)	5,511.41	(3,780.63)	(166.52)
6 Other comprehensive income / (loss)						
(a) Items that will not be reclassified to Profit and Loss	66.56	(57.44)	(136.44)	9.12	(129.51)	(229.76)
(b) Income tax on items that will not be reclassified to Profit and Loss	(16.75)	14.46	34.34	(2.29)	32.60	57.83
Other comprehensive income / (loss) (a+b)	49.81	(42.98)	(102.10)	6.81	(96.91)	(171.93)
Total comprehensive income / (loss) for the period/year (5 + 6)	3,203.36	2,314.88	(543.72)	5,518.22	(3,877.54)	(338.45)
7 Earnings per share (not annualised) - (Face value of Rs 2 each)						
Basic (in Rs.)	2.02	1.51	(0.28)	3.53	(2.43)	(0.11)
Diluted (in Rs.)	2.02	1.51	(0.28)	3.53	(2.43)	(0.11)

**SIGNED FOR IDENTIFICATION
BY**

N

**S R B C & C O L L P
M U M B A I**



Statement of Consolidated Assets and Liabilities

(Rs. in Lakhs)

Particulars	As at 30/09/2022	As at 31/03/2022
	Unaudited	Audited
I. ASSETS		
1 Financial assets		
(a) Cash and cash equivalents	2,889.30	2,312.61
(b) Bank balance other than (a) above	2.99	11.62
(c) Receivables		
(I) Trade receivables	1,374.28	1,330.65
(d) Loans	679.37	669.03
(e) Investments	14,045.55	15,041.57
(f) Other financial assets	6,498.99	4,790.40
2 Non-financial assets		
(a) Inventories	7,428.31	5,594.49
(b) Current tax assets (Net)	1,415.51	1,415.51
(c) Deferred tax assets (Net)	5,680.16	5,200.23
(d) Property, plant and equipment	52,111.75	50,220.99
(e) Right of use assets	78,857.23	77,178.87
(f) Capital work-in-progress	8,450.60	3,553.19
(g) Goodwill	4,659.70	4,659.70
(h) Other intangible assets	4,129.91	4,167.43
(i) Other non-financial assets	5,844.63	3,608.81
TOTAL ASSETS	1,94,068.28	1,79,755.10
II. LIABILITIES AND EQUITY		
LIABILITIES		
1 Financial liabilities		
(a) Payables		
(I) Trade payables		
(i) total outstanding dues of micro enterprises and small enterprises	555.12	426.00
(ii) total outstanding dues of creditors other than micro enterprises and small enterprises	20,158.82	16,797.02
(b) Borrowings (Other than Debt Securities)	19,700.00	20,100.00
(c) Lease Liabilities	88,635.15	85,355.96
(d) Other financial liabilities	7,143.23	7,604.11
2 Non-financial liabilities		
(a) Provisions	2,303.56	1,336.11
(b) Other non-financial liabilities	4,056.47	1,925.31
3 EQUITY		
(a) Equity share capital	3,118.72	3,118.53
(b) Other equity	48,397.21	43,092.06
TOTAL LIABILITIES AND EQUITY	1,94,068.28	1,79,755.10

SIGNED FOR IDENTIFICATION
BYSRBC & CO LLP
MUMBAI

Consolidated Cash Flows Statement for the half year ended September 30, 2022

Particulars	(Rs. in Lakhs)	
	For the half year ended 30/09/2022	For the year ended 31/03/2022
	Unaudited	Audited
A. CASH FLOW FROM OPERATING ACTIVITIES		
Profit / (Loss) before taxation	7,370.91	(206.52)
Adjustments for :		
Depreciation and amortisation expense	7,242.73	13,639.65
Balances written off	-	49.70
Loss on sale / write off of property, plant and equipment	271.50	824.22
Finance cost	4,405.21	8,262.91
Employee share based payment expenses	339.19	40.77
Interest income	(286.45)	(547.81)
Gain on lease modification / termination (net)	(4.70)	(461.43)
Net loss on fair value changes	100.41	860.08
Gain on sale of current investment (net)	(408.99)	(1,709.84)
Miscellaneous provisions written back	(8.55)	(1,587.75)
Operating profit before working capital changes	19,021.26	19,163.98
Movements in working capital		
(Increase) in inventories	(1,833.83)	(985.88)
(Increase) in trade and other receivables	(43.63)	(457.23)
(Increase) in loans and other financial and non financial assets	(1,825.59)	(1,151.35)
Increase in trade payables	3,162.07	304.90
(Decrease)/Increase in provisions	(42.52)	66.42
Increase in other financial and non financial liabilities	1,755.08	777.47
Cash generated from operations	20,192.84	17,718.31
Tax paid	(1,322.80)	(660.70)
NET CASH GENERATED FROM OPERATING ACTIVITIES (A)	18,870.04	17,057.61
B CASH FLOW FROM INVESTING ACTIVITIES		
Purchase of property, plant and equipment, other intangible assets and capital work-in-progress	(13,093.55)	(10,008.22)
Proceeds from sale of property, plant and equipment	33.00	15.65
Proceeds from deposit placed with bank	8.63	2.02
Interest income	286.45	547.81
Purchase of investments	(3,517.64)	(8,810.17)
Proceeds from sale of investments	3,822.23	14,462.40
Purchase of Treasury Shares by Trust	-	(1,856.08)
NET CASH (USED IN) INVESTING ACTIVITIES (B)	(12,460.88)	(5,646.59)
C CASH FLOW FROM FINANCING ACTIVITIES		
Repayment of borrowings (other than debt securities) (net)	(400.00)	(1,418.28)
(Repayment)/Proceeds from issue of equity shares including securities premium	(363.46)	240.21
Repayment of lease liability	(4,474.27)	(7,679.30)
Interest paid	(594.74)	(1,329.01)
Share application money received	-	1.00
NET CASH (USED IN) FINANCING ACTIVITIES (C)	(5,832.47)	(10,185.38)
NET INCREASE IN CASH AND CASH EQUIVALENTS (A+B+C)	576.69	1,225.64
Cash and cash equivalents at the beginning of the year	2,312.61	1,086.97
Cash and cash equivalents at the end of the year	2,889.30	2,312.61
NET INCREASE IN CASH AND CASH EQUIVALENTS	576.69	1,225.64
Components of Cash and cash equivalents		
Cash and bank balances	2,892.29	2,324.23
Less : Not considered as cash and cash equivalents		
Bank deposits due to mature before twelve months from the reporting date and having original maturity of more then 3 months	2.99	11.62
Total cash and cash equivalents	2,889.30	2,312.61

SIGNED FOR IDENTIFICATION
BY

SRBC & CO LLP
MUMBAI



[Handwritten signature]

Notes to Consolidated Financial Results:-

- The name of the Company has been changed from "Westlife Development Limited to Westlife Foodworld Limited" wef 17th October 2022.
- The above Consolidated results have been reviewed and recommended by the Audit Committee and approved by the Board of Directors at its meeting held on November 09, 2022.
- These Consolidated Financial Results have been prepared in accordance with the Indian Accounting Standards (Ind AS) prescribed under Section 133 of the Companies Act, 2013 read with Rule 3 of the Companies (Indian Accounting Standards) Rules, 2015 and the Companies (Indian Accounting Standards) Rules, 2016.
- Employee Stock Compensation Expense includes the effect of the following transaction:

During the quarter ended 30th June 2022, Westlife Foodworld Limited (Formerly Known As Westlife Development Limited) ('the Company') vide Board resolution dated 18 May 2022, approved the transition of stock options held by certain employees of its subsidiary company i.e. Hardcastle Restaurants Private Limited from "The Westlife Development Limited Employees Stock Option Scheme 2013" (referred to as 'the Company's 2013 ESOS Scheme') to "The Westlife Development Limited Employee Stock Option (Trust) Scheme 2021" ('referred to as the Company's 2021 ESOS Scheme').

Pursuant to the transition, stock options granted earlier by the Company under the Company's 2013 ESOS Scheme were cancelled on obtaining consent from respective option holders who were paid Rs. 480 lakhs as cash payout in lieu of cancellation. Consequently, net effect on cancellation of options of Rs. 247 lakhs after adjusting balance in 'Employees Stock Option Outstanding Reserve' of Rs. 233 lakhs was charged to the profit and loss. Further, as per the transition, in lieu of cancellation of options the option holders were also granted new stock options under Company's 2021 ESOS Scheme in accordance with the terms as set out in the said scheme. In the current quarter, the group has accounted for Rs.68 lakhs for the ESOP cost of the said scheme.

- Net loss on fair value changes represents loss on fair valuation of investments made by subsidiary company of Westlife Foodworld Limited (Formerly Known As Westlife Development Limited), corresponding net gain on fair value changes is included in other income. The subsidiary has accounted gain of Rs. 50 Lakhs in the current quarter and Year to date loss of Rs. 121 Lakhs, on account of fair value changes
- The Group focusses on establishing and operating McDonald's restaurants across West and South India, through its wholly owned subsidiary Hardcastle Restaurants Private Limited (HRPL) and the management considers that these restaurants constitute a single business segment and hence disclosure of segment wise information is not required under Ind AS-108 "Operating Segments". The Company has only one geographical segment as it caters to the needs of the domestic market only.
- The Standalone Financial Results are available on the Company's website "www.westlife.co.in" and on the website of the stock exchange www.bseindia.com. Key numbers of Standalone Results of the Company are as under :-


Particulars	(Rs. in Lakhs)					
	3 months ended 30/09/2022	Preceding 3 months ended 30/06/2022	Corresponding 3 months ended 30/09/2021	Year to date figures for the period ended 30/09/2022	Year to date figures for the period ended 30/09/2021	Year ended 31/03/2022
	Unaudited	Unaudited	Unaudited	Unaudited	Unaudited	Audited
Revenue from operations (net)	14.10	6.65	11.60	20.75	23.45	44.93
(Loss) for the period/year	(19.20)	(15.67)	(10.12)	(34.87)	(15.79)	(42.42)
Total Comprehensive income / (Loss) for the period/year	(19.20)	(15.67)	(10.12)	(34.87)	(15.79)	(42.42)

Mumbai
November 09, 2022



For and on behalf of the Board

Amit Jatia
Vice-Chairman



Independent Auditor's Review Report on the Quarterly and Year to Date Unaudited Standalone Financial Results of the Company Pursuant to the Regulation 33 of the SEBI (Listing Obligations and Disclosure Requirements) Regulations, 2015, as amended

Review Report to
The Board of Directors
Westlife Foodworld Limited (formerly known as Westlife Development Limited)

1. We have reviewed the accompanying statement of unaudited standalone financial results of Westlife Foodworld Limited (formerly known as Westlife Development Limited) (the "Company") for the quarter ended September 30, 2022 and year to date from April 1, 2022 to September 30, 2022 (the "Statement") attached herewith, being submitted by the Company pursuant to the requirements of Regulation 33 of the SEBI (Listing Obligations and Disclosure Requirements) Regulations, 2015, as amended (the "Listing Regulations").
2. The Company's Management is responsible for the preparation of the Statement in accordance with the recognition and measurement principles laid down in Indian Accounting Standard 34, (Ind AS 34) "Interim Financial Reporting" prescribed under Section 133 of the Companies Act, 2013 as amended, read with relevant rules issued thereunder and other accounting principles generally accepted in India and in compliance with Regulation 33 of the Listing Regulations. The Statement has been approved by the Company's Board of Directors. Our responsibility is to express a conclusion on the Statement based on our review.
3. We conducted our review of the Statement in accordance with the Standard on Review Engagements (SRE) 2410, "Review of Interim Financial Information Performed by the Independent Auditor of the Entity" issued by the Institute of Chartered Accountants of India. This standard requires that we plan and perform the review to obtain moderate assurance as to whether the Statement is free of material misstatement. A review of interim financial information consists of making inquiries, primarily of persons responsible for financial and accounting matters, and applying analytical and other review procedures. A review is substantially less in scope than an audit conducted in accordance with Standards on Auditing and consequently does not enable us to obtain assurance that we would become aware of all significant matters that might be identified in an audit. Accordingly, we do not express an audit opinion.
4. Based on our review conducted as above, nothing has come to our attention that causes us to believe that the accompanying Statement, prepared in accordance with the recognition and measurement principles laid down in the aforesaid Indian Accounting Standards ('Ind AS') specified under Section 133 of the Companies Act, 2013 as amended, read with relevant rules issued thereunder and other accounting principles generally accepted in India, has not disclosed the information required to be disclosed in terms of the Listing Regulations, including the manner in which it is to be disclosed, or that it contains any material misstatement.



S R B C & CO LLP

Chartered Accountants

5. The comparative Ind AS financial information of the Company for the immediately preceding quarter ended June 30, 2022, included in these standalone Ind AS financial results, were reviewed by the predecessor auditor who issued an unmodified conclusion on the standalone financial results on July 28, 2022 and the Ind AS financial statements of the Company for the period ended September 30, 2021 and for the year ended March 31, 2022, were audited by predecessor auditor who expressed an unmodified opinion on those financial information on October 28, 2021 and May 18, 2022 respectively.

For S R B C & CO LLP
Chartered Accountants

ICAI Firm registration number: 324982E/E300003



per Ravi Bansal

Partner

Membership No.: 49365

UDIN: 22049365 BCP HFY4347

Place: Mumbai


Date: November 9, 2022

WESTLIFE FOODWORLD LIMITED
 (Formerly Known As WESTLIFE DEVELOPMENT LIMITED)
 Regd. Office : 1001, Tower - 3, 10th Floor, Indiabulls Finance Centre,
 Senapati Bapat Marg, Prabhadevi, Mumbai 400 013.
 CIN No. : L65990MH1982PLC028593 Tel : 022-4913 5000 Fax : 022-4913 5001
 Website : www.westlife.co.in | E-mail id : shatadru@westlife.co.in

(Rs. in Lakhs)

Statement of Unaudited Standalone Financial Results for the quarter and half year ended September 30, 2022

	Particulars	3 months ended	Preceding 3 months ended	Corresponding 3 months ended	Year to date figures for the period ended	Year to date figures for the period ended	Year ended
		30/09/2022	30/06/2022	30/09/2021	30/09/2022	30/09/2021	31/03/2022
		Unaudited	Unaudited	Unaudited	Unaudited	Unaudited	Audited
1	Income						
	(a) Revenue from operations						
	- Net gain on fair value changes	14.10	6.65	11.60	20.75	23.45	44.93
	Total income	14.10	6.65	11.60	20.75	23.45	44.93
2	Expenses						
	(a) Depreciation and amortisation expense	-	-	0.06	-	0.12	0.14
	(b) Legal and professional fees	9.24	8.19	8.34	17.43	14.49	31.56
	(c) Director's sitting fees	11.21	10.62	10.33	21.83	18.00	43.96
	(d) Listing and membership fees	2.13	2.00	1.36	4.13	3.72	6.46
	(e) Other expenses	10.72	1.51	1.63	12.23	2.91	5.23
	Total expenses	33.30	22.32	21.72	55.62	39.24	87.35
3	(Loss) before tax (1-2)	(19.20)	(15.67)	(10.12)	(34.87)	(15.79)	(42.42)
4	Tax expense:						
	(a) Current tax	-	-	-	-	-	-
	(b) Deferred tax	-	-	-	-	-	-
5	(Loss) after tax (3-4)	(19.20)	(15.67)	(10.12)	(34.87)	(15.79)	(42.42)
6	Other comprehensive income / (loss)						
	(a) Items that will not be reclassified to profit or loss	-	-	-	-	-	-
	(b) Income tax relating to items that will not be reclassified to profit or loss	-	-	-	-	-	-
	Other comprehensive income / (loss)	-	-	-	-	-	-
7	Total comprehensive income / (loss) for the period / year (5+6)	(19.20)	(15.67)	(10.12)	(34.87)	(15.79)	(42.42)
8	Earnings per share (not annualised) - (Face value of Rs 2 each)						
	Basic (in Rs.)	(0.01)	(0.01)	(0.01)	(0.02)	(0.01)	(0.03)
	Diluted (in Rs.)	(0.01)	(0.01)	(0.01)	(0.02)	(0.01)	(0.03)

SIGNED FOR IDENTIFICATION
 BY

S R B C & CO LLP
MUMBAI



Statement of Standalone Assets and Liabilities

Particulars	As at 30/09/2022	As at 31/03/2022
	Unaudited	Audited
I. ASSETS		
1 Financial assets		
(a) Cash and cash equivalents	108.63	107.19
(b) Receivables		
(I) Other receivables	-	53.85
(c) Loans	550.50	550.50
(d) Investments	48,163.42	48,142.61
2 Non-financial assets		
(a) Other non-financial assets	465.95	6.05
TOTAL ASSETS	49,288.50	48,860.20
II. LIABILITIES AND EQUITY		
LIABILITIES		
1 Financial liabilities		
(a) Payables		
(I) Trade payables		
(i) total outstanding dues of micro enterprises and small enterprises	-	-
(ii) total outstanding dues of creditors other than micro enterprises and small enterprises	4.79	7.84
2 Non-financial liabilities		
(a) Other non-financial liabilities	685.81	6.85
3 Equity		
(a) Equity share capital	3,118.72	3,118.63
(b) Other equity	45,479.18	45,726.88
	48,597.90	48,845.51
TOTAL LIABILITIES AND EQUITY	49,288.50	48,860.20

SIGNED FOR IDENTIFICATION
BY
SRBC & CO LLP
MUMBAI



✶


Standalone Cash Flow Statement for the half year ended September 30, 2022

Particulars	For the half year ended 30/09/2022	For the year ended 31/03/2022
	Unaudited	Audited
A. CASH FLOW FROM OPERATING ACTIVITIES		
(Loss) before taxes	(34.87)	(42.42)
Adjustments for:		
Net gain on fair value changes	(20.75)	(44.93)
Depreciation and amortisation expense	-	0.14
Operating (loss) before working capital changes	(55.62)	(87.21)
Adjustments for:		
Other receivables	53.85	513.68
Loans	-	(550.50)
Non-financial assets	(459.90)	0.03
Financial liabilities	(3.04)	2.83
Other non-financial liabilities	449.90	(5.54)
Cash (used in) operations	(14.81)	(126.71)
Tax refund received / (taxes paid)	-	-
Net cash (used in) operations (A)	(14.81)	(126.71)
B CASH FLOW FROM INVESTING ACTIVITIES		
Purchase of investments in mutual funds	-	(149.61)
Net cash (used in) investing activities (B)	-	(149.61)
C CASH FLOW FROM FINANCING ACTIVITIES		
Proceeds from issue of equity shares, including securities premium	16.25	246.44
Share application money received	-	1.00
Net cash generated from financing activities (C)	16.25	247.44
Net increase / (Decrease) in cash and cash equivalents (A+B+C)	1.44	(28.88)
Cash and cash equivalents at the beginning of the year	107.19	136.07
Cash and cash equivalents at the end of the year	108.63	107.19
NET INCREASE / (DECREASE) IN CASH AND CASH EQUIVALENTS	1.44	(28.88)
Components of cash and cash equivalents		
Cash on hand	0.42	0.42
Balances with banks in current accounts	108.21	106.77
Total cash and cash equivalents	108.63	107.19

Notes to Standalone Financial Results:-

- The name of the Company has been changed from "Westlife Development Limited to Westlife Foodworld Limited" wef 17th October 2022.
- The above Standalone results have been reviewed and recommended by the Audit Committee and approved by the Board of Directors at its meeting held on November 09, 2022.
- These Standalone Financial Results have been prepared in accordance with the Indian Accounting Standards (Ind AS) prescribed under Section 133 of the Companies Act, 2013 read with Rule 3 of the Companies (Indian Accounting Standards) Rules, 2015 and the Companies (Indian Accounting Standards) Rules, 2016.

Mumbai
November 09, 2022



For and on behalf of the Board

Amit Jatia
Vice-Chairman

