

CO:MBD:2022-23:55

9<sup>th</sup> May, 2022

National Stock Exchange of India Limited Listing Department Exchange Plaza, Plot No.C/1, 'G' Block Bandra-Kurla Complex Bandra (E), Mumbai-400 051 Scrip code – CENTRALBK	BSE Ltd. Corporate Relationship Deptt Phiroze Jeejeebhoy Towers Dalal Street, Fort Mumbai 400001 Scrip Code - 532885
---	---

Dear Sir/Madam,

**Sub :- Announcement of Audited Standalone and Consolidated Financial Results for the Fourth Quarter & Financial Year ended 31<sup>st</sup> March 2022**

Please refer to our letter No.CO:MBD:2022-23:39 dated 02<sup>nd</sup> May 2022 informing thereby that a Meeting of the Board of Directors of the Bank is scheduled to be held on Monday, 09<sup>th</sup> May 2022, *inter-alia* to consider and take on record audited standalone and consolidated financial results of the Bank for the fourth quarter/financial year ended 31<sup>st</sup> March 2022.

Further to above, pursuant to Regulations 33, 52 and other applicable provisions of the SEBI (Listing Obligations & Disclosure Requirements) Regulations 2015, we enclose herewith copy of the Audited Standalone and Consolidated Financial Results of the Bank alongwith Auditors Report thereon, for the fourth quarter/financial year ended 31<sup>st</sup> March 2022 approved at the meeting of the Board of Directors of the Bank held today. The meeting of Board of Directors commenced at 10:30 AM and concluded at 11:40 AM .

Further, we enclose the following:-

1. Declaration on Audit Report with unmodified opinion [Regulation 33(3)(3)]
2. Statement of deviation(s) or variation(s) – Nil Report [Regulation 32(1) and 52(7)]
3. Disclosure of Related Party Transactions on consolidated basis [Regulation 23(9)]
4. Asset Cover Certificate as on 31.03.2022 [Regulation 54(3)]

Please take the above on your record.

Thanking you,

Yours faithfully,

For CENTRAL BANK OF INDIA





**ANAND KUMAR DAS  
DEPUTY GENERAL MANAGER/  
COMPANY SECRETARY**


**Audited Standalone Financial Results for the Quarter and Year ended March 31, 2022**

(₹ in Lakh)

Particulars	Standalone				
	Quarter Ended			Year Ended	
	31.03.2022	31.12.2021	31.03.2021	31.03.2022	31.03.2021
	Audited	Reviewed	Audited	Audited	Audited
1 Interest earned (a) + (b) + (c) + (d)	5,78,733	6,04,952	4,87,802	22,80,165	22,73,023
(a) Interest/discount on advances/bills	2,94,757	2,83,464	2,22,673	11,50,066	11,63,834
(b) Income on investments	2,26,643	2,28,289	2,43,547	9,26,356	10,00,896
(c) Interest on balances with Reserve Bank of India and other inter bank funds	39,276	37,325	19,522	1,23,811	67,604
(d) Others	18,057	55,874	2,060	79,932	40,689
2 Other Income	63,225	47,426	85,136	2,96,848	3,11,567
<b>A. TOTAL INCOME (1+2)</b>	<b>6,41,958</b>	<b>6,52,378</b>	<b>5,72,938</b>	<b>25,77,013</b>	<b>25,84,590</b>
3 Interest Expended	3,37,126	3,31,121	3,36,163	13,31,488	14,48,519
4 Operating Expenses (e) + (f)	1,23,632	1,96,014	1,73,071	6,71,358	6,78,222
(e) Employees cost	38,252	1,29,758	89,812	3,92,739	4,14,131
(f) Other operating expenses (All items exceeding 10% of the total expenditure excluding interest expenditure may be shown separately)	85,380	66,256	83,259	2,78,619	2,64,091
<b>B. TOTAL EXPENDITURE (3)+(4)</b> (excluding Provisions and Contingencies)	<b>4,60,758</b>	<b>5,27,135</b>	<b>5,09,234</b>	<b>20,02,846</b>	<b>21,26,741</b>
<b>C. OPERATING PROFIT (A-B)</b> (Profit before Provisions & Contingencies)	<b>1,81,200</b>	<b>1,25,243</b>	<b>63,704</b>	<b>5,74,167</b>	<b>4,57,849</b>
<b>D. Provisions (other than tax) and Contingencies.</b> (Of which provisions for Non-Performing Assets)	<b>1,06,103</b>	<b>73,626</b>	<b>3,07,987</b>	<b>3,48,019</b>	<b>5,90,210</b>
	89,332	38,045	3,25,860	2,46,155	5,17,589
<b>E. Exceptional Items</b>	<b>35,252</b>	<b>17,200</b>	<b>-</b>	<b>54,452</b>	<b>-</b>
<b>F. Profit/(Loss) from Ordinary Activities before Tax (C-D-E)</b>	<b>39,845</b>	<b>34,417</b>	<b>(2,44,283)</b>	<b>1,71,696</b>	<b>(1,32,361)</b>
<b>G. Tax Expenses</b>	<b>8,814</b>	<b>6,525</b>	<b>(1,09,362)</b>	<b>67,213</b>	<b>(43,603)</b>
<b>H. Net Profit / (Loss) from Ordinary Activities After Tax (F-G)</b>	<b>31,031</b>	<b>27,892</b>	<b>(1,34,921)</b>	<b>1,04,483</b>	<b>(88,758)</b>
<b>I. Extraordinary items (net of tax expense)</b>	<b>-</b>	<b>-</b>	<b>-</b>	<b>-</b>	<b>-</b>
<b>J. Add:Share of Profit in Associates</b>	<b>-</b>	<b>-</b>	<b>-</b>	<b>-</b>	<b>-</b>
<b>K. Less:Share of Minority Interest</b>	<b>-</b>	<b>-</b>	<b>-</b>	<b>-</b>	<b>-</b>
<b>L. Net Profit / (Loss) for the period</b>	<b>31,031</b>	<b>27,892</b>	<b>(1,34,921)</b>	<b>1,04,483</b>	<b>(88,758)</b>
5 Paid-up equity share capital (Face value of ₹ 10/- per share)	8,68,094	8,68,094	5,87,556	8,68,094	5,87,556
6 Reserves excluding revaluation reserves (as per balance sheet of previous accounting year)	-	-	-	15,13,082	12,03,725
7 Analytical Ratios					
(i) Percentage of shares held by Government of India	93.08%	93.08%	89.78%	93.08%	89.78%
Capital Adequacy Ratio-Basel III (%)*	13.84%	14.09%	12.78%	13.84%	12.78%
(ii) (a) CET 1 Ratio (%)*	11.48%	12.06%	10.79%	11.48%	10.79%
(b) Additional Tier 1 Ratio (%)					
(iii) (a) Basic Earning per Share(in ₹) before and after Extraordinary Items, net of Tax Expense [not annualised]	0.36	0.32	(2.30)	1.27	(1.53)
(b) Diluted Earning per Share(in ₹) before and after Extraordinary Items, net of Tax Expense [not annualised]	0.36	0.32	(2.30)	1.27	(1.53)
(iv) (a) Amount of Gross Non-performing Assets	28,15,622	27,60,837	29,27,696	28,15,622	29,27,696
(b) Amount of Net Non-Performing Assets	6,67,517	7,08,499	9,03,646	6,67,517	9,03,646
(c) % of Gross Non-performing Assets	14.84%	15.16%	16.55%	14.84%	16.55%
(d) % of Net Non-Performing Assets	3.97%	4.39%	5.77%	3.97%	5.77%
(v) Return on Assets (Annualised) (%)	0.36%	0.33%	(1.58%)	0.30%	(0.26%)
(vi) Networth (excluding Revaluation Reserve)	23,80,185	23,47,806	22,70,290	23,80,185	22,70,290
(vii) Debt Equity Ratio**	0.25	0.23	0.24	0.25	0.24
(viii) Outstanding Redeemable Preference Shares	-	-	-	-	-
(ix) Capital Redemption Reserve/Debenture Redemption Reserve	-	-	-	-	-
(x) Total Debt to Total Assets**	1.93%	1.45%	1.48%	1.93%	1.48%
(xi) Operating Profit Margin	28.23%	19.20%	11.12%	22.28%	17.71%
(xii) Net Profit Margin	4.83%	4.28%	(23.55%)	4.05%	(3.43%)

\* Capital Adequacy Ratio (BASEL III) is arrived at after considering the Net Present Value (NPV) of non interest bearing recapitalization Bond infused as Capital by the Govt of India during the F.Y. ended 31st March 2021. Without considering the said adjustment, the CRAR is 15.75% (CET 1 ratio 13.39%) as on 31st March 2022.

\*\* Debt represents borrowings with residual maturity of more than one year. Total Debt represents total borrowings of the Bank.  
Note: Figures of the previous periods have been regrouped/reclassified wherever considered necessary to conform to current period classification.

  
**ALOK SRIVASTAVA**  
EXECUTIVE DIRECTOR

  
**VIVEK WAHI**  
EXECUTIVE DIRECTOR

  
**RAJEEV PURI**  
EXECUTIVE DIRECTOR



STANDALONE SEGMENT REPORT FOR THE QUARTER AND YEAR ENDED MARCH 31, 2022

(₹ In Lacs)

Sl. No.	Particulars	Quarter Ended			Year Ended	
		Audited	Reviewed	Audited	Audited	Audited
		31.03.2022	31.12.2021	31.03.2021	31.03.2022	31.03.2021
<b>A.</b>	<b>Segment Revenue</b>					
	1. Treasury Operations	2,64,130	2,66,245	2,98,336	11,62,852	12,54,965
	2. Retail Banking Operations	2,30,551	2,39,042	1,71,924	8,84,557	8,09,506
	3. Wholesale Banking Operations	1,47,277	1,47,091	1,02,678	5,29,604	5,20,119
	4. Other Banking Operations	-	-	-	-	-
	5. Unallocated	-	-	-	-	-
	<b>Total</b>	<b>6,41,958</b>	<b>6,52,378</b>	<b>5,72,938</b>	<b>25,77,013</b>	<b>25,84,590</b>
	Less: Inter Segment Revenue	-	-	-	-	-
	<b>Income From Operations</b>	<b>6,41,958</b>	<b>6,52,378</b>	<b>5,72,938</b>	<b>25,77,013</b>	<b>25,84,590</b>
<b>B.</b>	<b>Segment Results(Profit+)/Loss(-)</b>					
	1. Treasury Operations	39,347	38,944	1,00,670	2,53,603	4,00,401
	2. Retail Banking Operations	(37,743)	8,973	(1,49,998)	(84,942)	(1,69,681)
	3. Wholesale Banking Operations	45,246	(7,170)	(1,87,252)	29,152	(3,42,409)
	4. Other Banking Operations	-	-	-	-	-
	5. Unallocated	(7,005)	(6,330)	(7,703)	(26,117)	(20,672)
	<b>Total</b>	<b>39,845</b>	<b>34,417</b>	<b>(2,44,283)</b>	<b>1,71,696</b>	<b>(1,32,361)</b>
	Less: (i) Interest	-	-	-	-	-
	(ii) Other Un-allocable income/Expenditure net off	-	-	-	-	-
	(iii) Un-allocable income	-	-	-	-	-
	<b>Total Profit Before Tax</b>	<b>39,845</b>	<b>34,417</b>	<b>(2,44,283)</b>	<b>1,71,696</b>	<b>(1,32,361)</b>
	Income Tax	8,814	6,525	(1,09,362)	67,213	(43,603)
	<b>Net Profit/(Loss)</b>	<b>31,031</b>	<b>27,892</b>	<b>(1,34,921)</b>	<b>1,04,483</b>	<b>(88,758)</b>
<b>C.</b>	<b>Segment Assets</b>					
	1. Treasury Operations	1,97,64,337	1,97,37,993	1,92,41,473	1,97,64,337	1,92,41,473
	2. Retail Banking Operations	1,08,68,945	1,05,29,793	1,00,50,458	1,08,68,945	1,00,50,458
	3. Wholesale Banking Operations	65,07,466	61,55,643	60,02,368	65,07,466	60,02,368
	4. Other Banking Operations	-	-	-	-	-
	5. Unallocated Assets	15,15,811	15,96,929	16,27,200	15,15,811	16,27,200
	<b>Total</b>	<b>3,86,56,559</b>	<b>3,80,20,358</b>	<b>3,69,21,499</b>	<b>3,86,56,559</b>	<b>3,69,21,499</b>
<b>D.</b>	<b>Segment Liabilities</b>					
	1. Treasury Operations	1,91,84,034	1,93,82,035	1,97,84,745	1,91,84,034	1,97,84,745
	2. Retail Banking Operations	1,04,58,269	1,00,43,186	90,69,643	1,04,58,269	90,69,643
	3. Wholesale Banking Operations	62,61,586	58,71,176	54,16,602	62,61,586	54,16,602
	4. Other Banking Operations	-	-	-	-	-
	5. Unallocated Liabilities	-	-	-	-	-
	<b>Total</b>	<b>3,59,03,889</b>	<b>3,52,96,397</b>	<b>3,42,70,990</b>	<b>3,59,03,889</b>	<b>3,42,70,990</b>
<b>E.</b>	<b>Capital Employed</b>					
	1. Treasury Operations	5,80,303	3,55,958	(5,43,272)	5,80,303	(5,43,272)
	2. Retail Banking Operations	4,10,676	4,86,607	9,80,815	4,10,676	9,80,815
	3. Wholesale Banking Operations	2,45,880	2,84,467	5,85,766	2,45,880	5,85,766
	4. Other Banking Operations	-	-	-	-	-
	5. Unallocated	15,15,811	15,96,929	16,27,200	15,15,811	16,27,200
	<b>Total</b>	<b>27,52,670</b>	<b>27,23,961</b>	<b>26,50,509</b>	<b>27,52,670</b>	<b>26,50,509</b>

- Note: 1) Segment Revenue and Expenses have been apportioned on the basis of the segment assets, wherever direct allocation is not possible.  
 2) Figures of previous year/period have been regrouped wherever considered necessary to conform to current period classification.  
 3) The Bank has only one geographical segment i.e.

ALOK SRIVASTAVA  
 EXECUTIVE DIRECTOR

VIVEK WAHI  
 EXECUTIVE DIRECTOR

RAJEEV PURI  
 EXECUTIVE DIRECTOR

M.Y. RAO  
 MANAGING DIRECTOR & CEO

Place: Mumbai  
 Date: May 09, 2022




**Audited Consolidated Financial Results for the Quarter and Year ended March 31, 2022**


(₹ in Lakh)

Particulars	Consolidated				
	Quarter Ended			Year Ended	
	31.03.2022	31.12.2021	31.03.2021	31.03.2022	31.03.2021
	Audited	Reviewed	Audited	Audited	Audited
1 Interest earned (a) + (b) + (c) + (d)	5,81,559	6,07,540	4,89,992	22,90,334	22,82,953
(a) Interest/discount on advances/bills	2,97,573	2,85,964	2,24,549	11,59,987	11,73,270
(b) Income on investments	2,26,653	2,28,376	2,43,861	9,26,604	10,01,388
(c) Interest on balances with Reserve Bank of India and other inter bank funds	39,277	37,325	19,523	1,23,811	67,605
(d) Others	18,056	55,875	2,059	79,932	40,690
2 Other Income	62,923	47,570	84,462	2,96,749	3,11,077
<b>A. INCOME (1+2)</b>	<b>6,44,482</b>	<b>6,55,110</b>	<b>5,74,454</b>	<b>25,87,083</b>	<b>25,94,030</b>
3 Interest Expended	3,38,061	3,32,411	3,37,330	13,36,088	14,54,296
4 Operating Expenses (e) + (f)	1,24,216	1,96,492	1,73,479	6,73,255	6,79,861
(e) Employees cost	38,511	1,30,038	90,030	3,93,763	4,15,023
(f) Other operating expenses (All items exceeding 10% of the total expenditure excluding interest expenditure may be shown separately)	85,705	66,454	83,449	2,79,492	2,64,838
<b>B. TOTAL EXPENDITURE (3)+(4)</b> (excluding Provisions and Contingencies)	<b>4,62,277</b>	<b>5,28,903</b>	<b>5,10,809</b>	<b>20,09,343</b>	<b>21,34,157</b>
<b>C. OPERATING PROFIT (A-B)</b> (Profit before Provisions & Contingencies)	<b>1,82,205</b>	<b>1,26,207</b>	<b>63,645</b>	<b>5,77,740</b>	<b>4,59,873</b>
<b>D. Provisions (other than tax) and Contingencies.</b> (Of which provisions for Non-Performing Assets)	1,06,086	73,670	3,08,066	3,48,807	5,90,774
	92,826	38,149	3,12,214	2,50,527	5,19,744
<b>E. Exceptional Items</b>	<b>35,252</b>	<b>17,200</b>	-	<b>54,452</b>	-
<b>F. Profit/ (Loss) from Ordinary Activities before Tax (C-D-E)</b>	<b>40,867</b>	<b>35,337</b>	<b>(2,44,421)</b>	<b>1,74,481</b>	<b>(1,30,901)</b>
<b>G. Tax Expenses</b>	9,150	6,727	(1,08,957)	68,031	(43,052)
<b>H. Net Profit / (Loss) from Ordinary Activities</b>	<b>31,717</b>	<b>28,610</b>	<b>(1,35,464)</b>	<b>1,06,450</b>	<b>(87,849)</b>
<b>I. Extraordinary items (net of tax expense)</b>	-	-	-	-	-
<b>J Add: Share of Profit in Associates</b>	<b>2,741</b>	<b>(116)</b>	<b>(8,749)</b>	<b>1,845</b>	<b>(11,640)</b>
<b>K Less: Share of Minority Interest</b>	<b>232</b>	<b>246</b>	<b>(39)</b>	<b>716</b>	<b>522</b>
<b>L Net Profit / (Loss) for the period (H-I+J-K)</b>	<b>34,226</b>	<b>28,248</b>	<b>(1,44,174)</b>	<b>1,07,579</b>	<b>(1,00,011)</b>
5 Paid-up equity share capital (Face value of ₹ 10/- per share)	8,68,094	8,68,094	5,87,556	8,68,094	5,87,556
6 Reserves excluding revaluation reserves (as per balance sheet of previous accounting year)				15,15,352	12,02,900
7 Analytical Ratios					
(i) Percentage of shares held by Government of India	93.08	93.08	89.78	93.08	89.78
(ii) Capital Adequacy Ratio-Basel III (%)					
(a) CET 1 Ratio (%)					
(b) Additional Tier 1 Ratio (%)					
(iii) (a) Basic Earning per Share(in ₹) before and after Extraordinary Items, net of Tax Expense [not annualised]	0.39	0.33	(2.45)	1.31	(1.73)
(b) Diluted Earning per Share(in ₹) before and after Extraordinary Items, net of Tax Expense [not annualised]	0.39	0.33	(2.45)	1.31	(1.73)
(iv) (a) Amount of Gross Non-performing Assets	28,21,522	27,66,749	29,33,897	28,21,522	29,33,897
(b) Amount of Net Non-Performing Assets	6,70,486	7,11,453	9,07,218	6,70,486	9,07,218
(c) % of Gross Non-performing Assets	14.78%	15.10%	16.48%	14.78%	16.48%
(d) % of Net Non-Performing Assets	3.96%	4.37%	5.75%	3.96%	5.75%
(v) Return on Assets (Annualised) (%)	0.40%	0.33%	(1.68%)	0.31%	(0.29%)
(vi) Networth (excluding Revaluation Reserve and Goodwill)	23,81,566	23,45,991	22,68,576	23,81,566	22,68,576
(vii) Debt Equity Ratio*	0.26	0.24	0.25	0.26	0.25
(viii) Total Debt to Total Assets	1.98%	1.49%	1.56%	1.98%	1.56%
(ix) Operating Profit Margin	28.27%	19.26%	11.08%	22.33%	17.73%
(x) Net Profit Margin	5.31%	4.31%	(25.10%)	4.16%	(3.86%)

\* Debt represents borrowings with residual maturity of more than one year. Total Debt represents total borrowings of the Bank.  
Note : Figures of the previous periods have been regrouped/reclassified wherever considered necessary to conform to current period classification.

  
**ALOK SRIVASTAVA**  
EXECUTIVE DIRECTOR

  
**VIVEK WAHI**  
EXECUTIVE DIRECTOR

  
**RAJEEV PURI**  
EXECUTIVE DIRECTOR

Place: Mumbai  
Date: May 09, 2022



**CENTRAL BANK OF INDIA**

**CONSOLIDATED SEGMENT REPORT FOR THE QUARTER AND YEAR ENDED MARCH 31, 2022**

(₹ In Lacs)

Sr. No.	Particulars	Quarter Ended			Year Ended	
		Audited	Reviewed	Audited	Audited	Audited
		31.03.2022	31.12.2021	31.03.2021	31.03.2022	31.03.2021
<b>A.</b>	<b>Segment Revenue</b>					
	1. Treasury Operations	2,64,130	2,66,245	2,98,336	11,62,852	12,54,965
	2. Retail Banking Operations	2,33,031	2,41,741	1,73,401	8,94,492	8,18,793
	3. Wholesale Banking Operations	1,47,277	1,47,092	1,02,678	5,29,604	5,20,119
	4. Other Banking Operations	44	32	39	135	153
	5. Unallocated	-	-	-	-	-
	<b>Total</b>	<b>6,44,482</b>	<b>6,55,110</b>	<b>5,74,454</b>	<b>25,87,083</b>	<b>25,94,030</b>
	Less: Inter Segment Revenue	-	-	-	-	-
	<b>Income From Operations</b>	<b>6,44,482</b>	<b>6,55,110</b>	<b>5,74,454</b>	<b>25,87,083</b>	<b>25,94,030</b>
<b>B.</b>	<b>Segment Results(Profit+)/Loss(-)</b>					
	1. Treasury Operations	39,347	38,944	1,00,669	2,53,603	4,00,401
	2. Retail Banking Operations	(36,753)	9,540	(1,50,173)	(82,185)	(1,67,701)
	3. Wholesale Banking Operations	45,246	(7,170)	(1,87,250)	29,152	(3,42,409)
	4. Other Banking Operations	32	(102)	-3	28	3
	5. Unallocated	(7,005)	(5,875)	(7,664)	(26,117)	(21,195)
	<b>Total</b>	<b>40,867</b>	<b>35,337</b>	<b>(2,44,421)</b>	<b>1,74,481</b>	<b>(1,30,901)</b>
	Other Un-allocable income/Expenditure net off	-	-	-	-	-
	<b>Total Profit Before Tax</b>	<b>40,867</b>	<b>35,337</b>	<b>(2,44,421)</b>	<b>1,74,481</b>	<b>(1,30,901)</b>
	Income Tax	9,150	6,727	(1,08,957)	68,031	(43,052)
	<b>Net Profit/(Loss)</b>	<b>31,717</b>	<b>28,610</b>	<b>(1,35,464)</b>	<b>1,06,450</b>	<b>(87,849)</b>
	Add:- Share of Earnings in Associates	2,741	(116)	(8,749)	1,845	(11,640)
	Less:- Minority Interest	232	246	(39)	716	522
	<b>Consolidated Profit/(Loss) after Minority Interest</b>	<b>34,226</b>	<b>28,248</b>	<b>(1,44,174)</b>	<b>1,07,579</b>	<b>(1,00,011)</b>
<b>C.</b>	<b>Segment Assets</b>					
	1. Treasury Operations	1,97,64,337	1,97,37,993	1,92,41,473	1,97,64,337	1,92,41,473
	2. Retail Banking Operations	1,09,54,382	1,06,09,208	1,01,26,304	1,09,54,382	1,01,26,304
	3. Wholesale Banking Operations	65,07,466	61,55,643	60,02,368	65,07,466	60,02,368
	4. Other Banking Operations	888	481	631	888	631
	5. Unallocated Assets	15,16,454	15,99,495	16,26,672	15,16,454	16,26,672
	<b>Total</b>	<b>3,87,43,527</b>	<b>3,81,02,820</b>	<b>3,69,97,448</b>	<b>3,87,43,527</b>	<b>3,69,97,448</b>
<b>D.</b>	<b>Segment Liabilities</b>					
	1. Treasury Operations	1,91,84,034	1,93,82,035	1,97,84,744	1,91,84,034	1,97,84,744
	2. Retail Banking Operations	1,05,42,285	1,01,25,847	91,45,762	1,05,42,285	91,45,762
	3. Wholesale Banking Operations	62,61,586	58,71,176	54,16,603	62,61,586	54,16,603
	4. Other Banking Operations	681	726	655	681	655
	5. Unallocated Liabilities	-	-	0	-	0
	<b>Total</b>	<b>3,59,88,586</b>	<b>3,53,79,784</b>	<b>3,43,47,764</b>	<b>3,59,88,586</b>	<b>3,43,47,764</b>
<b>E.</b>	<b>Capital Employed</b>					
	1. Treasury Operations	5,80,303	3,55,958	(5,43,271)	5,80,303	(5,43,271)
	2. Retail Banking Operations	4,12,097	4,83,361	9,80,542	4,12,097	9,80,542
	3. Wholesale Banking Operations	2,45,880	2,84,467	5,85,765	2,45,880	5,85,765
	4. Other Banking Operations	207	(246)	-24	207	(24)
	5. Unallocated	15,16,455	15,99,496	16,26,672	15,16,455	16,26,672
	<b>Total</b>	<b>27,54,941</b>	<b>27,23,036</b>	<b>26,49,684</b>	<b>27,54,941</b>	<b>26,49,684</b>

- The Bank has recognised Treasury operations, Corporate/Wholesale Banking and Retail Banking as primary reporting segments. There are no secondary reporting segments.
- Segment Revenue and Expenses have been apportioned on the basis of the segment assets, wherever direct allocation is not possible.
- Figures have been regrouped wherever considered necessary to conform to current year classification.
- The Group has only one geographical segment i.e. Domestic Segment


**ALOK SRIVASTAVA**  
 EXECUTIVE DIRECTOR

**VIVEK WAHI**  
 EXECUTIVE DIRECTOR

**RAJEEV PURI**  
 EXECUTIVE DIRECTOR

**M.V. RAO**  
 MANAGING DIRECTOR & CEO

Place: Mumbai  
 Date: May 09, 2022



STATEMENT OF ASSETS AND LIABILITIES

PARTICULARS	(₹ in Lakhs)					
	STANDALONE			CONSOLIDATED		
	As at 31.03.2022	As at 31.12.2021	As at 31.03.2021	As at 31.03.2022	As at 31.12.2021	As at 31.03.2021
	Audited	Reviewed	Audited	Audited	Reviewed	Audited
<b>CAPITAL &amp; LIABILITIES</b>						
Capital	8,68,094	8,68,094	5,87,556	8,68,094	8,68,094	5,87,556
Share Application Money Pending Allotment			4,80,000			4,80,000
Reserves and Surplus	18,84,577	18,55,867	15,82,953	18,86,847	18,54,942	15,82,128
Minorities Interest				5,770	5,538	5,054
Deposits	3,42,69,194	3,37,68,770	3,29,97,295	3,43,16,457	3,38,10,193	3,30,32,831
Borrowings	7,47,436	5,50,088	5,46,864	7,66,330	5,69,137	5,75,967
Other Liabilities and Provisions	8,87,259	9,77,539	7,26,831	9,00,029	9,94,916	7,33,912
<b>TOTAL</b>	<b>3,86,56,560</b>	<b>3,80,20,358</b>	<b>3,69,21,499</b>	<b>3,87,43,527</b>	<b>3,81,02,820</b>	<b>3,69,97,448</b>
<b>ASSETS</b>						
Cash and Balances with Reserve Bank of India	38,03,370	38,81,688	32,18,784	38,03,370	38,81,688	32,18,810
Balances with Banks and Money at Call and Short Notice	15,06,063	13,54,123	6,76,347	15,06,324	13,54,355	6,76,566
Investments	1,40,78,695	1,40,14,865	1,48,58,243	1,40,77,454	1,40,11,920	1,48,51,801
Advances	1,68,17,350	1,61,51,439	1,56,57,865	1,69,04,154	1,62,32,922	1,57,38,908
Fixed Assets	4,95,504	4,98,597	5,13,242	4,95,538	4,98,633	5,13,290
Other Assets	19,55,578	21,19,646	19,97,018	19,55,798	21,22,413	19,97,184
Goodwill on Consolidation				889	889	889
<b>TOTAL</b>	<b>3,86,56,560</b>	<b>3,80,20,358</b>	<b>3,69,21,499</b>	<b>3,87,43,527</b>	<b>3,81,02,820</b>	<b>3,69,97,448</b>

**NOTES TO ACCOUNTS FORMING PART OF AUDITED STANDALONE & CONSOLIDATED FINANCIAL RESULTS FOR THE QUARTER AND YEAR ENDED 31<sup>st</sup> MARCH 2022.**

- The above Financial Results have been reviewed by the Audit Committee of the Board and approved by the Board of Directors of the Bank at their respective meetings held on 9<sup>th</sup> May 2022. The results have been subjected to Audit by the Statutory Central Auditors of the Bank in line with the guidelines issued by the Reserve Bank of India (RBI) and as per the requirements of SEBI (Listing Obligations and Disclosures Requirement) Regulation 2015, as amended.
- The Consolidated Financial Results of the Group comprises the Financial results of two Subsidiaries and the share of its profit/ loss in the three Associates as per details given below:
  - Subsidiaries
    - Cent Bank Home Finance Limited.
    - CentBank Financial Services Limited.
  - Associates
    - Regional Rural Bank.
      - Uttar Bihar Gramin Bank, Muzzafarpur.
      - Uttarbanga Kshetriya Gramin Bank, Cooch Behar.
    - Indo-Zambia Bank, Zambia.
- The Standalone/ Consolidated Financial Results for Quarter and Year ended 31<sup>st</sup> March 2022 have been prepared in accordance with recognition and measurement principles laid down in Accounting Standard (AS-25) on "Interim Financial Reporting" issued by The Institute of Chartered Accountants of India. The Consolidated Financial Results have been prepared in accordance with the Accounting Standard 21 – "Consolidated Financial Statements" and Accounting Standard 23 – "Accounting for Investments in Associates in Consolidated Financial Statements", issued by The Institute of Chartered Accountants of India and the guidelines issued by the Reserve Bank of India.
- There has been no change in the accounting policies followed during the Quarter and Year ended 31<sup>st</sup> March 2022 as compared to those followed in the preceding Financial Year ended 31<sup>st</sup> March 2021, except as otherwise stated.
- The Consolidated Financial Results of the Group for the Quarter and Year ended 31<sup>st</sup> March 2022 have been arrived at after considering provisions for Non-Performing Assets, Restructured Assets, Standard



Assets(including COVID-19 related provisions), Standard Derivative Exposures and Investment Depreciation in the case of Parent Bank which have been made on the basis of extant guidelines on Prudential Norms for Income Recognition, Asset Classification, Provisioning norms issued by the Reserve Bank of India and in case of the subsidiary Cent Bank Home Finance Limited as per the Income Recognition, and Provisions on Loans and Advances norms laid down by National Housing Bank [NHB].

6. Section 115BAA in the Income Tax Act 1961("Act") provides a non- reversible option to domestic companies to pay corporate tax at a reduced rate effective from 1<sup>st</sup> April 2019 subject to certain conditions. The Parent Bank has assessed the applicability of the Act and opted to continue the existing tax rate (i.e.34.944%) for the Quarter and Financial Year ending March 2022.
7. Review of Deferred Tax Assets has been carried out based on Bank management's estimate of possible tax benefits against timing difference and the Net Deferred Tax Assets of ₹ 686205 lakh is recognized as at 31<sup>st</sup> March 2022 (₹ 754568 lakh as at 31<sup>st</sup> March 2021).
8. During the quarter ended 31<sup>st</sup> March,2021, Government of India has infused ₹480000 lakh towards preferential allotment of equity shares in the parent Bank. The same was kept in Share Application Money account, pending allotment and considered as part of CET 1 Capital in term of RBI communication reference no. DOR.CAP.S83/21.01.002/2021-22 dated April 30,2021.The resultant 280,53,76,972 equity share of ₹ 10 each was allotted to President of India(Government of India) at an issue price of ₹ 17.11 per equity share including premium of ₹7.11 per equity share on May 29,2021.With this allotment, shareholding of President of India (Government of India) in the Bank has increased from 89.78 to 93.08%  
Subsequently, on 6<sup>th</sup> September,2021 the Bank has set off the accumulated losses of ₹ 1872421.74 lakh as at 31<sup>st</sup> March ,2021 against the available balance in the Share Premium account after obtaining approval from the shareholders as well as the Reserve Bank of India.
9. In terms of Reserve Bank of India (RBI) circular DBR.No.BP.BC.1/21.06.201/2015-16 dated 1<sup>st</sup> July 2015, on 'Basel III Capital Adequacy' and RBI circulars DBR.No.BP.BC.80/21.06.201/2014-15 dated 31<sup>st</sup> March 2015 on 'Prudential Guidelines on Capital Adequacy and Liquidity Standard Amendments', banks are required to make applicable Pillar 3 disclosures including leverage ratio and liquidity coverage ratio under the Basel III framework. These disclosures are available on the Parent Bank's website www.centralbankofindia.co.in along with publication of financial results. The disclosures have not been subjected to review or audit by the Statutory Central Auditors of the Bank.
10. In accordance with RBI circular no. DBR.No.BP.BC.18/21.04.048/2018-19, dated 1st January 2019, DOR.No.BP.BC.34/21.04.048/2019-20 dated 11<sup>th</sup> February 2020, RBI/2020-21/17 DOR.No. BP.BC/4/21.04.048/ 2020-21 dated 6<sup>th</sup> August 2020 and RBI/2020-21/32 DOR.STR.REC.12/21.04.048/2021-22 dated 5<sup>th</sup> May 2021 on "Relief for MSME borrowers either exempted or registered under Goods and Services Tax (GST)", the details of MSME restructured accounts as on 31<sup>st</sup> March 2022 are as under:

No. of Accounts	Amount (₹ in Lakh)
29838	280824

\*The Bank has maintained additional provision on standard restructured accounts at 5% & 10% whichever applicable.

11. Based on the available financial statements and the declaration from borrowers, the Bank has estimated the liability towards Unhedged Foreign Currency Exposure to their constituents in terms of RBI circular DBOD.NO.BP.BC.85/21.06.200/2013-14 dated 15<sup>th</sup> January 2014 and holds a provision of ₹ 418 lakhs as on 31<sup>st</sup> March 2022.



12. Disclosure regarding accounts restructured under resolution framework 1.0 & 2.0 as on 31.03.2022:

(₹ in lakh)

Type of borrower	Exposure to accounts classified as Standard consequent to implementation of resolution plan-Position as at the end of the previous half-year(A)**	Of (A), aggregate debt that slipped into NPA during the half year	Of(A) amount written off during the half year	Of(A) amount paid by the borrowers during the half-year (***)	Exposure to accounts classified as Standard consequent to implementation of resolution plan-Position as at the end of this half year
Personal Loans#	194863	1893	NIL	4229	188741
Corporate persons*	348023	85182	NIL	57606	205235
Of which MSMEs	46624	747	NIL	6105	39772
Others	305560	13554	NIL	19337	272669
Total	848446	100629	NIL	81172	666645

\*As defined in Section3(7) of the Insolvency and Bankruptcy Code,2016.

\*\* Includes accounts where request received till Sep.30,2021 and implemented subsequently. Customer-wise exposure has been taken in disclosure.

\*\*\* Includes net change in exposure during the period.

# Personal loan represents retail advances.

13. In term of RBI circular RBI/2015-16/376/DBR.No.BP.BC.92/21.04.048/2015-16 dated 18.04.2016 details of Frauds and Provision are as below:-

(₹ in lakh)

	31.03.2022	31.03.2021
Number of frauds reported	1243	1026
Amount involved in fraud	77333	451831
Amount of provision made for such frauds	77333	451831
Amount of unmortised provision debited from 'other reserves' as at the end of year	0	0

Full provision has been made for the outstanding balance as on 31<sup>st</sup> March,2022 in respect of all frauds reported during the year.

14. As per RBI Circular Nos. DBR No.BP.15199/21.04.048/2016-17 and DBR No.BP.1906/ 21.04.048/2017-18, dated 23<sup>rd</sup> June 2017 and 28<sup>th</sup> August 2017 respectively, for the identified borrowers covered under the provisions of Insolvency and Bankruptcy Code (IBC), the Bank is holding total provision of ₹ 640610 lakh (including FITL of ₹ 12790 lakh) @ 100 % of total outstanding including Investment as on 31<sup>st</sup> March 2022.
15. RBI vide their circular no. RBI/ 2018-19/ 203 DBR. No. BP. BC. 45/21.04.048/2018-19 dated 7<sup>th</sup> June 2019 on Prudential Framework for Resolution of Stressed Asset issued guidelines for implementation of Resolution Plan, also containing requirements of additional provision as per Para 17 of this RBI circular. The outstanding in such cases as on 31<sup>st</sup> March 2022 is ₹ 175784 lakh and in compliance of the above RBI circular, the Bank has made additional provision of ₹ 43537 lakh during the quarter ended 31<sup>st</sup> March 2022 and hold total provision of ₹ 109232 lakh as on 31<sup>st</sup> March 2022.





16. As per RBI circular DBR.No.BP.BC.45/21.04.048/2018-19 dated 7<sup>th</sup> June 2019, the Bank has implemented Resolution Plans for its 7 borrowers having exposure of ₹ 434868 lakh as on 31<sup>st</sup> March 2022. The total exposure outstanding in such resolved accounts as on 31.03.2022 was ₹ 245799 lakh.
17. Details of loan transferred/ acquired during year ended 31<sup>st</sup> March 2022 under the RBI Master Direction on Transfer of Loan Exposures dated 24<sup>th</sup> September 2021 are given below:

I. Details of non-performing assets(NPA) transferred:

Details of Non-Performing Assets transferred during the year (up to Q-4 FY 2021-22)- ₹-in lakh					
Particulars	To ARC			To Permitted Transferees	To Other Transferees
	Quarter ended 31.03.2022	Year ended 31.03.2022	Year ended 31.03.2021		
No of Accounts	NIL	1	9	NIL	NIL
Aggregate principal outstanding of loans transferred		4191	72595	NIL	NIL
Weighted average residual tenor of the loans transferred		34 Months	36 Months*	NIL	NIL
Net book value of the loans transferred (at the time of transfer)		0	15390	NIL	NIL
Aggregate consideration		1321	27011	NIL	NIL
Additional consideration realized in respect of accounts transferred in earlier years.		32793	897	NIL	NIL

\*Residual Tenure is calculated taking simple average of 9 accounts transferred.

II. Details of Standard Assets Acquired through assignment/Novation and Loan Participation\* (Co-Lending):

III.

(₹ in lakh)

Particulars	Quarter ended 31.03.2022	Year ended 31.03.2022	Year ended 31.03.2021
1 No. of accounts Purchased during the Year	6369	13272	NIL
2 Aggregate outstanding	58593	150021	NIL.
3 Weighted average maturity	204	204	NIL
4 Weighted average holding period	0	0	NIL
5 Retention of beneficial economic interest	20%	20%	NIL
6 Coverage of tangible security coverage	100%	100%	NIL
7 Rating wise distribution of rated loans	NA	NA	NA



IV. Details of Standard Assets Acquired through assignment/Novation and Loan Participation\*(Pool-Buyout) :

(₹ in lakh)

	Particulars	Quarter ended 31.03.2022	Year ended 31.03.2022	Year ended 31.03.2021
1	No. of accounts Purchased during the Year	89604	162184	336364
2	Aggregate outstanding	81786	131595	240440.
3	Weighted average maturity	19.35	19.46	130.06
4	Weighted average holding period	3.20	3.86	17.50
5	Retention of beneficial economic interest	10%	10%	10%
6	Coverage of tangible security coverage	100%	100%	100%
7	Rating wise distribution of rated loans	NA	NA	NA

V. The bank has not acquired any stressed loans during the financial year.

VI. Recovery Rating assigned to Security Receipts held by Bank as on 31.03.2022:

Rating of SR	Book Value (Amount in Lakh)
R1	3137.83
R2	23689.98
R3	1833.70
R4	3423.34
R5	200733.03
Rating withdrawn	15552.01
Total	248369.89

18. The Provisioning Coverage Ratio (PCR) as at 31<sup>st</sup> March 2022 of the Bank is 86.69 %. (82.54 % as at 31<sup>st</sup> March 2021).
19. RBI vide their Circular No.: RBI/2021-22/105 DORACC.REC.57/21.04.018/2021-22 dated 4th October 2021, has permitted Banks to amortize the additional liability on account of revision in family pension for employees over a period of not exceeding 5 (five) years, beginning with financial year ending 31 st March 2022, subject to a minimum of 1/5th of the total amount being expensed every year. Based on the Actuarial Valuation report obtained by the Bank the additional liability on account of revision in family pension for employees is arrived at ₹ 82195.00 lakh. Bank has opted to amortize as per the said circular of RBI and has charged an amount of ₹ 54452 lakh out of ₹ 82195.00 lakh to the Profit & Loss account during the financial year ended 31<sup>st</sup> March, 2022. The balance unamortized expense of ₹ 27743 lakh has been carried forward to subsequent years. The consequential impact of unamortized pension liability on net profit for the current financial year is negative ₹ 18048 lakh (Net of Taxes). The said additional pension liability on account of revision in family pension is considered as exceptional item & disclosed separately in Profit & Loss A/c.
20. In terms of RBI circular no. DOR.STR.REC.10/21.04.048/2021-22 dated May 5, 2021, the banks are allowed to utilize the Counter Cyclical Provisioning Buffer & floating provisions towards making the specific provision for NPAs. Accordingly, the parent Bank has utilized Counter Cyclical Buffer and floating Provision amount of ₹14789.60 lakhs held with parent Bank towards making the specific NPA provision during the year ended 31<sup>st</sup> March, 2022.
21. The outbreak of Corona Virus (COVID-19) pandemic globally including India has resulted in slowdown of economic activities and increased volatility in financial markets. The extent to which the COVID-19 pandemic will impact the Bank's financial results will depend on future developments, which are highly uncertain. Given the uncertainty, because of COVID-19 pandemic, the Bank is continuously monitoring any material change in future economic condition which may impact the Bank's operations and its financial results depending on the developments which may differ from that estimated as at the date of approval of the financial statements.



22. Notes on Segment Reporting:

- A. As per the guidelines of the RBI on compliance with the Accounting Standards, the parent Bank has adopted "Treasury Operations", "Wholesale", "Retail" and other Banking Operations", as primary business segments for the purpose of compliance with Accounting Standard 17 on Segment Reporting issued by Institute of Chartered Accountants of India (ICAI). There are no secondary reporting segments.
- B. Segment revenue represents revenue from external customer.
- C. Capital employed for each segment has been allocated proportionate to assets of the respective segment.
- D. Segment Revenue and Expenses have been apportioned on the basis of the Segment Assets, wherever direct allocation is not possible.

23. During the year, the Reserve Bank of India has levied penalties of ₹ 136 lakh on the Bank, out of which penalty of ₹ 36 lakh was levied on 22<sup>nd</sup> April, 2022. The same has been provided for as on 31<sup>st</sup> March 2022.

24. Status of Investors' Complaints for the Year ended 31<sup>st</sup> March 2022.

Sr. No.	Particulars	No. of Complaints
1.	No. of Complaints pending at the beginning of the Year	0
2.	No. of Complaints received during the year	3
3.	No. of Complaints disposed of during the year	3
4.	No. of Complaints unresolved at the end of the year ended 31 <sup>st</sup> March 2022	0

25. Pursuant to the Master Direction on Financial Statements-Presentation and Disclosures issued by Reserve Bank of India on 30<sup>th</sup> August, 2021 and subsequent clarification dated 15<sup>th</sup> Nov. 2021, provision for depreciation on investment either to classify as part of provision & contingencies has been reclassified as part of other income. Previous period figures have also been reclassified as appropriate to make them comparable with current period figures.

26. Figures of the previous period have been regrouped/reclassified/rearranged wherever consider necessary to confirm the current period classification. The figure for the last quarter of the financial year ended 31<sup>st</sup> March 2022 are the balancing figures between the audited figures in respect of full Financial Year and the published year to date figures up to the third quarter of the Current Financial Year.



ALOK SRIVASTAVA  
EXECUTIVE DIRECTOR



VIVEK WAHI  
EXECUTIVE DIRECTOR



RAJEEV PURI  
EXECUTIVE DIRECTOR



M.V. RAO  
MANAGING DIRECTOR & CEO



75  
Azadi Ka  
Amrit Mahotsav



सेंट्रल बँक ऑफ़ इंडिया  
Central Bank of India


CENTRAL TO YOU SINCE 1911

CENTRAL OFFICE

---

**DECLARATION OF AUDIT REPORT WITH UNMODIFIED OPINION**

We hereby declare that Auditors' Report on Standalone and Consolidated Bank's Financial for the quarter and year ended March 31, 2022 contain unmodified opinion.



**(MUKUL N. DANDIGE)**  
**GENERAL MANAGER & CFO**



**(M.V. RAO)**  
**MANAGING DIRECTOR & CEO**

Place: Mumbai

Date: May 09, 2022

**CERTIFICATE UNDER REGULATION 17(8) OF SEBI (LISTING OBLIGATIONS AND DISCLOSURE REQUIREMENTS) REGULATIONS, 2015**

The Board of Directors  
Central Bank of India

This is to certify that:

- a. We have reviewed Financial Statements of Central Bank of India for the Quarter and Year ended March 31, 2022 and to the best of our knowledge and belief:
  - I. These Statements do not contain any materially untrue statement or omit any material fact or contain statements that might be misleading.
  - II. These Statements together present a true and fair view of the Bank's affairs and are in compliance with existing Accounting Standards, applicable law and regulations.
- b. There are, to the best of our knowledge and belief, no transactions entered into by the Bank during the Quarter and Year ended March 31, 2022, which is fraudulent, illegal or violative of the Bank's code of conduct.
- c. We accept responsibility for establishing and maintaining internal controls for the financial reporting and that we have evaluated the effectiveness of the internal control systems of the Bank pertaining to financial reporting and we have disclosed to the auditors and the Audit Committee, deficiencies in the design or operation of such internal controls, if any, of which we are aware and the steps we have taken or propose to take to rectify these deficiencies.
- d. We have indicated to the Auditors and the Audit Committee:
  - I. Significant changes in internal control over financial reporting during the Quarter and Year ended March 31, 2022.
  - II. There is no significant changes in accounting policies during the Quarter and Year ended March 31, 2022 and the same have been disclosed in the notes to the financial statement and,
  - III. Instances of significant fraud of which we have become aware and the involvement therein, if any, of the Management or any employee having a significant role in the Bank's Internal Control System over financial reporting.



(MUKUL N. DANDIGE)  
GENERAL MANAGER & CFO



(M. V. RAO)  
MANAGING DIRECTOR & CEO

Place: Mumbai  
Date: May 09, 2022

CENTRAL BANK OF INDIA

STANDALONE CASH FLOW STATEMENT FOR THE YEAR ENDED MARCH 31, 2022

(₹ In Crore)

Sn	Particulars	31-03-22	31-03-21
<b>A</b>	<b>CASH FLOW FROM OPERATING ACTIVITIES</b>		
	Net Profit/(Loss) before taxes	1,716.96	(1,323.61)
<b>I</b>	<b>Adjustments for:</b>		
	Depreciation on fixed assets	296.61	292.32
	Depreciation on investments (including on matured debentures)	368.87	398.67
	Bad Debts written off/Provision in respect of non performing assets	3,057.49	5,205.48
	Provision for Standard Assets	(222.47)	263.15
	Provision for Other items (Net)	276.30	86.34
	(Profit) / Loss on sale of fixed assets (Net)	(9.13)	21.00
	Dividend Received from Subsidiaries	(8.01)	(6.48)
	<b>Sub total</b>	<b>5,476.62</b>	<b>4,936.87</b>
<b>II</b>	<b>Adjustments for :</b>		
	Increase / (Decrease) in Deposits	12,718.99	16,209.78
	Increase / (Decrease) in Borrowings	2,005.72	(318.57)
	Increase / (Decrease) in Other Liabilities and Provisions	1,826.75	(8,264.10)
	(Increase) / Decrease in Advances	(14,652.34)	(10,683.25)
	(Increase) / Decrease in Investments	7,426.61	(6,464.03)
	(Increase) / Decrease in Other Assets	(819.48)	954.48
	Direct Taxes paid (Net of Refund etc.)	285.45	1,641.94
	<b>Sub total</b>	<b>8,791.70</b>	<b>(6,923.76)</b>
	<b>NET CASH FLOW FROM OPERATING ACTIVITIES (A)</b>	<b>14,268.32</b>	<b>(1,986.89)</b>
<b>B</b>	<b>CASH FLOW FROM INVESTING ACTIVITIES</b>		
	Sale / Disposal of Fixed Assets	24.37	2.71
	Purchase of Fixed Assets	(157.67)	(203.11)
	Dividend Received from Associates/Subsidiaries	8.01	6.48
	<b>NET CASH FLOW FROM INVESTING ACTIVITIES (B)</b>	<b>(125.29)</b>	<b>(193.92)</b>
<b>C</b>	<b>CASH FLOW FROM FINANCING ACTIVITIES</b>		
	Share Capital (Including Share Premium)	-	255.00
	Share Application Money	-	4,800.00
	Dividend - Equity shares Including Interim Dividend	-	-
	Dividend Tax	-	-
	<b>NET CASH FLOW FROM FINANCING ACTIVITIES (C)</b>	<b>-</b>	<b>5,055.00</b>
<b>D</b>	<b>Net increase in cash &amp; cash equivalents (A + B + C) or (F - E)</b>	<b>14,143.03</b>	<b>2,874.19</b>
<b>E</b>	<b>CASH AND CASH EQUIVALENTS AT THE BEGINNING OF THE YEAR</b>		
	Cash and Bank Balance with RBI	32,187.84	30,059.82
	Balance with Banks and Money at Call and Short Notice	6,763.46	6,017.29
	<b>Net cash and cash equivalents at the beginning of the year (E)</b>	<b>38,951.30</b>	<b>36,077.11</b>
<b>F</b>	<b>CASH AND CASH EQUIVALENTS AT THE END OF THE YEAR</b>		
	Cash and Bank Balance with RBI	38,033.70	32,187.84
	Balance with Banks and Money at Call and Short Notice	15,060.63	6,763.46
	<b>Net cash and cash equivalents at the end of the year (F)</b>	<b>53,094.33</b>	<b>38,951.30</b>

Notes:

- 1) The above Cash Flow Statement has been prepared under the 'Indirect Method' as set out in the Accounting Standard -3 on Cash Flow Statement issued by ICAI.
- 2) Previous year figures have been regrouped/rearranged to conform to those of current years.



ALOK SRIVASTAVA  
EXECUTIVE DIRECTOR



VIVEK WAHI  
EXECUTIVE DIRECTOR




RAJEEV PURI  
EXECUTIVE DIRECTOR



M.V. RAO  
MANAGING DIRECTOR & CEO

Place: Mumbai  
Date: May 09, 2022

Standalone Cash Flow Page - 1/2



CENTRAL BANK OF INDIA

CONSOLIDATED CASH FLOW STATEMENT FOR THE YEAR ENDED MARCH 31, 2022

(₹ In Crore)

Sn	Particulars	31-Mar-22	31-Mar-21
<b>A</b>	<b>CASH FLOW FROM OPERATING ACTIVITIES</b>		
	Net Profit/(Loss) before Taxes & Minority Interest	1,763.26	(1,425.41)
<b>I</b>	<b>Adjustments for:</b>		
	Depreciation on fixed assets	296.76	292.53
	Depreciation on investments (including on matured debentures)	368.87	399.68
	Bad Debts written off/Provision in respect of non performing assets	3,101.21	5,212.63
	Provision for Standard Assets	(217.55)	261.62
	Provision for Other items (Net)	235.53	85.35
	(Profit) / Loss on sale of fixed assets (Net)	(9.10)	21.00
	<b>Sub total</b>	<b>5,538.98</b>	<b>4,847.39</b>
<b>II</b>	<b>Adjustments for :</b>		
	Increase / (Decrease) in Deposits	12,836.26	16,127.17
	Increase / (Decrease) in Borrowings	1,903.64	(316.37)
	Increase / (Decrease) in Other Liabilities and Provisions	1,878.72	(8,215.90)
	(Increase) / Decrease in Advances	(14,753.67)	(10,649.33)
	(Increase) / Decrease in Investments	7,374.60	(6,392.02)
	(Increase) / Decrease in Other Assets	(779.68)	962.13
	Direct Taxes Paid (Net of Refund etc.)	277.70	1,633.60
	<b>Sub total</b>	<b>8,737.57</b>	<b>(6,850.72)</b>
	<b>NET CASH FLOW FROM OPERATING ACTIVITIES (A)</b>	<b>14,276.55</b>	<b>(2,003.33)</b>
<b>B</b>	<b>CASH FLOW FROM INVESTING ACTIVITIES</b>		
	Sale / Disposal of Fixed Assets	24.38	2.72
	Purchase of Fixed Assets	(157.76)	(205.17)
	<b>NET CASH FLOW FROM INVESTING ACTIVITIES (B)</b>	<b>(133.38)</b>	<b>(202.45)</b>
<b>C</b>	<b>CASH FLOW FROM FINANCING ACTIVITIES</b>		
	Share Capital (Including Share Premium)	-	255.00
	Share Application Money	-	4,800.00
	Dividend - Equity shares Including Interim Dividend	-	-
	Dividend Tax	-	-
	<b>NET CASH FLOW FROM FINANCING ACTIVITIES (C)</b>	<b>-</b>	<b>5,055.00</b>
<b>D</b>	<b>Net increase in cash &amp; cash equivalents (A + B + C) or (F - E)</b>	<b>14,143.17</b>	<b>2,849.22</b>
<b>E</b>	<b>CASH AND CASH EQUIVALENTS AT THE BEGINNING OF THE YEAR</b>		
	Cash and Bank Balance with RBI	32,188.10	30,059.99
	Balance with Banks and Money at Call and Short Notice	6,765.67	6,044.56
	<b>Net cash and cash equivalents at the beginning of the year (E)</b>	<b>38,953.77</b>	<b>36,104.55</b>
<b>F</b>	<b>CASH AND CASH EQUIVALENTS AT THE END OF THE YEAR</b>		
	Cash and Bank Balance with RBI	38,033.70	32,188.10
	Balance with Banks and Money at Call and Short Notice	15,063.24	6,765.67
	<b>Net cash and cash equivalents at the end of the year (F)</b>	<b>53,096.94</b>	<b>38,953.77</b>

Notes:

- The above Consolidated Cash Flow Statement has been prepared under the 'Indirect Method' as set out in the Accounting Standard -3 on Cash Flow Statement issued by ICAI.
- Previous year figures have been regrouped/rearranged to conform to those of current years.



ALOK SRIVASTAVA  
EXECUTIVE DIRECTOR



VIVEK WAHI  
EXECUTIVE DIRECTOR



RAJEEV PURI  
EXECUTIVE DIRECTOR

Place: Mumbai  
Date: May 09, 2022



<b>S. JAYKISHAN</b> Chartered Accountants 12 Ho Chi Minh Sarani Suite No. 2D 2E & 2F 2 <sup>nd</sup> Floor, Kolkata- 700071	<b>CHHAJED &amp; DOSHI</b> Chartered Accountants 101, Hubtown Solaris, N.S. Phadke Marg, Andheri (East), Mumbai - 400063
<b>A S K A &amp; CO.</b> (Formerly Ambedkar Shelkar Karve & Ambardekar) Chartered Accountants 501, Mirage Arcade, Opp. Ganesh Mandir, Off. Phadke Road, Dombivili (East), Mumbai -421201	<b>KISHORE &amp; KISHORE</b> Chartered Accountants C-7, Sector E (New), Aliganj, Lucknow- 226024

**INDEPENDENT AUDITORS' REPORT ON AUDIT OF THE STANDALONE FINANCIAL RESULTS FOR THE QUARTER AND YEAR ENDED 31ST MARCH 2022**

**To**  
**The Board of Directors**  
**Central Bank of India**  
**Mumbai**

**Report on audit of the standalone financial results**

**Opinion**

1. We have audited the accompanying Statement of Standalone Financial Results of **Central Bank of India** (the "Bank") for the quarter and year ended 31<sup>st</sup> March 2022, attached herewith ("Statement"), being submitted by the Bank pursuant to the requirement of Regulation 33 and Regulation 52 of the SEBI (Listing Obligations and Disclosure Requirements) Regulations, 2015 as amended ("Listing Regulations") except for the disclosures related to Pillar 3 as at 31<sup>st</sup> March 2022, including Leverage Ratio, Net Stable Funding Ratio and Liquidity Coverage Ratio under Basel III Capital Regulations as have been disclosed in the Bank's website and in respect of which a link has been provided in the aforesaid financial results (Note no.9) and have not been audited by us.

The Statement includes returns for the year ended on that date of:

- a) the Head Office, 12 Zones, 1 Specialized Integrated Treasury Branch and 20 branches audited by us; and
- b) 1869 branches audited by the respective statutory branch auditors.

The branches audited by us and those audited by other auditors have been selected by the Bank in accordance with the guidelines issued to the Bank by Reserve Bank of India ("RBI"). Also, incorporated in the Statement are returns from 2639 branches which have not been subjected to audit. These unaudited branches account for 16.76 per cent of advances, 34.97 per cent of deposits, 9.27 per cent of interest income and 33.12 per cent of interest expenses.

In our opinion and to the best of our information and according to the explanations given to us, the Statement:

- a) is presented in accordance with the requirements of Regulation 33 and Regulation 52 of the Listing Regulations except for the disclosures relating to Pillar 3 disclosures as at 31<sup>st</sup> March,





2022 including leverage ratio, net stable funding ratio and liquidity coverage ratio under Basel III Capital Regulation as have disclosed on the Bank's website and in respect of which a link has been provided in the aforesaid financial result which have not been audited by us; and

- b) gives a true and fair view in conformity with the recognition and measurement principles laid down in the applicable accounting standards, the relevant provisions of the Banking Regulation Act, 1949, RBI Guidelines and other accounting principles generally accepted in India, of the net profit and other financial information for the quarter and year ended 31st March, 2022.

### **Basis for Opinion**

2. We conducted our audit in accordance with the Standards on Auditing ("SAs") issued by the Institute of Chartered Accountants of India ("the ICAI"). Our responsibilities under those Standards are further described in the Auditor's Responsibilities for the Audit of the Standalone Financial Results section of our report. We are independent of the Bank in accordance with the Code of Ethics issued by the ICAI together with the ethical requirements that are relevant to our audit of the standalone financial results, and we have fulfilled our other ethical responsibilities in accordance with these requirements and the Code of Ethics. We believe that the audit evidence we have obtained is sufficient and appropriate to provide a basis for our opinion.

### **Emphasis of Matter**

3. We draw attention to the following notes:
- a) Note no. 19 of the Statement regarding amortization of additional liability on revision of family pension amounting to ₹ 821.95 crore. The Bank has charged an amount of ₹ 544.52 crore to the Profit and Loss Account for the year ended 31st March 2022 and the balance unamortised expense has been carried forward pursuant to RBI circular no. RBI/2021-22/105 DORACC.REC.57/21.04.018/2021-22 dt.4th October,2021.
- b) Note no. 8 of the Statement regarding set-off of accumulated losses amounting to ₹ 18724.22 crore against the available balance in share premium account after obtaining approval from the shareholders and the Reserve Bank of India.
- c) Note no. 7 of the Statement regarding deferred tax, wherein on the basis of tax review made by the Bank's management with respect to the possible tax benefits arising out of the timing difference, the net deferred tax asset of ₹ 6862.05 crore is recognised as on 31st March 2022 (₹ 7545.68 crore as on 31st March 2021).
- d) Note No. 21 of the Statement, which describes the uncertainties due to the COVID-19 pandemic and management's evaluation of impact on the Bank's financial performance which will depend on future developments, which are uncertain.

Our opinion is not modified in respect of these matters.

### **Responsibilities of the management and those charged with governance for the standalone financial results**

4. The Statement has been compiled from the related audited annual standalone financial statements. The Bank's Board of Directors is responsible for the preparation of these standalone financial results that give a true and fair view of the financial position, financial performance, cash flows and other financial information of the Bank in accordance with the Accounting Standards issued by the ICAI, the relevant provisions of the Banking Regulation Act, 1949, the circulars, guidelines and directions issued by the RBI from time to time ("RBI Guidelines") and other accounting principles generally



accepted in India and in compliance with the Listing Regulations. This responsibility also includes maintenance of adequate accounting records in accordance with the provisions of the Banking Regulations Act, 1949 for safeguarding of the assets of the Bank and for preventing and detecting frauds and other irregularities; selection and application of appropriate accounting policies; making judgements and estimate that are reasonable and prudent; and design, implementation and maintenance of adequate internal financial controls, that were operating effectively for ensuring the accuracy and completeness of the accounting records, relevant to the preparation and presentation of the standalone financial results that give true and fair view and are free from material misstatement, whether due to fraud or error.


In preparing the standalone financial results, the Board of Directors is responsible for assessing the Bank's ability to continue as a going concern, disclosing, as applicable, matters related to going concern and using the going concern basis of accounting unless Board of Directors either intends to liquidate the Bank or to cease operations, or has no realistic alternative but to do so. The Board of Directors is also responsible for overseeing the Bank's financial reporting process.

### **Auditors' responsibilities for audit of the standalone financial results**

5. Our objectives are to obtain reasonable assurance about whether the standalone financial results, as a whole, are free from material misstatement, whether due to fraud or error, and to issue an auditors' report that includes our opinion. Reasonable assurance is a high level of assurance, but is not a guarantee that an audit conducted in accordance with SAs will always detect a material misstatement when it exists. Misstatements can arise from fraud or error and are considered material if, individually or in the aggregate, they could reasonably be expected to influence the economic decisions of users taken on the basis of these standalone financial results.

As part of an audit in accordance with SAs, we exercise professional judgment and maintain professional skepticism throughout the audit. We also:

- Identify and assess the risks of material misstatement of the standalone financial results, whether due to fraud or error, design and perform audit procedures responsive to those risks, and obtain audit evidence that is sufficient and appropriate to provide a basis of detecting a material misstatement resulting from fraud is higher than for one resulting from error, as fraud may involve collusion, forgery, intentional omissions, misrepresentations, or the override of internal control.
- Obtain an understanding of internal control relevant to the audit in order to design audit procedures that are appropriate in the circumstances.
- Evaluate the appropriateness of accounting policies used and the reasonableness of accounting estimates and related disclosures made by the Board of Directors.
- Conclude on the appropriateness of the Board of Directors' use of the going concern basis of accounting and, based on the audit evidence obtained, whether a material uncertainty exists related to events or conditions that may cast significant doubt on the Bank's ability to continue as a going concern. If we conclude that a material uncertainty exists, we are required to draw attention in our auditor's report to the related disclosures in the standalone financial Results or, if such disclosures are inadequate, to modify our opinion. Our conclusions are based on the audit evidence obtained up to the date of our auditor's report. However, future events or conditions may cause the Bank to cease to continue as a going concern.
- Evaluate the overall presentation, structure and content of the standalone financial results, including the disclosures, and whether the standalone financial results represent the underlying



transactions and events in a manner that achieves fair presentation.

Materiality is the magnitude of the misstatements in the financial statements that, individually or aggregate, makes it probable that the economic decisions of a reasonably knowledgeable user of the standalone financial statements may be influenced. We consider quantitative materiality and qualitative factors in (i) planning of the scope of our audit work and in evaluating the results of our work; and (ii) to evaluate the effect of any identified misstatement in the financial statements.

We communicate with those charged with governance regarding, among other matters, the planned scope and timing of the audit and significant audit findings, including any significant deficiencies in internal control that we identify during our audit.


We also provide those charged with governance with a statement that we have complied with relevant ethical requirements regarding independence, and to communicate with them all relationships and other matters that may reasonably be thought to bear on our independence, and where applicable, related safeguards.

### Other Matters

6. We did not audit the financial statements/ financial information of 1869 branches included in the standalone financial results of the Bank whose financial statements/ financial information reflect total assets of ₹ 2,30,319.41 crore, and total revenue of ₹ 6,490.26 crore for the year ended on that date, as considered in the standalone financial results. These branches cover 43.90 per cent of advances, 61.16 per cent of deposits and 22.92 per cent of non-performing assets as at 31st March 2022 and 25.19 per cent of revenue for the year ended on that date. The financial statements/ financial information of these branches have been audited by the branch auditors whose reports have been furnished to us and our opinion in so far as it relates to the amounts and disclosures included in respect of branches, is based solely on the report of such branch auditors.
7. In the conduct of our audit, we have taken note of the unaudited returns in respect of 2639 branches certified by the respective branch's management whose financial statements/ information reflect total assets of ₹ 58318.30 crore as at 31st March 2022 and total revenue of ₹ 2836.01 crore for the year ended on that date. These unaudited branches cover 16.76 per cent of advances, 34.97 per cent of deposits and 8.76 per cent of non-performing assets as on 31st March 2022 and 11.01 per cent of revenue for the year then ended.
8. The standalone financial results of the Bank for the previous year ended 31st March 2021 were audited by the joint auditors one of which was predecessor audit firm and has expressed unmodified opinion on such financial statements. Further the standalone financial results of the Bank, for the quarter ended on 31st March 2021 were audited by the joint auditor one of which was predecessor audit firm and has expressed their unmodified opinion on such results.
9. We report that the figures for the quarter ended 31st March 2022 represent the balancing figures between audited figures in respect of full financial year ended 31st March 2022 and the published unaudited year-to-date figures up to 31st December 2021, being the date of the end of the third quarter of the current financial year which was previously subjected to limited review by us, as required under the Listing Regulations.



Our opinion is not modified in respect of above matters.

<p><b>FOR S JAYKISHAN</b> CHARTERED ACCOUNTANTS F.R. No.309005E</p> <p> </p> <p><b>(CA RITESH AGARWAL)</b> PARTNER M.No.062410 UDIN: 22062410A1PUWD7038</p>	<p><b>FOR CHHAJED &amp; DOSHI</b> CHARTERED ACCOUNTANTS F.R. No.101794W</p> <p> </p> <p><b>(CA KIRAN K DAFTARY)</b> PARTNER M.No.010279 UDIN: 22010279AIPUDR4014</p>
<p><b>FOR A S K A &amp; CO.</b> CHARTERED ACCOUNTANTS F.R. No.122063W</p> <p> </p> <p><b>(CA VIJAY SHELAR)</b> PARTNER M.No.101504 UDIN: 22101504AIPUDC2802</p>	<p><b>FOR KISHORE &amp; KISHORE</b> CHARTERED ACCOUNTANTS F.R. No. 000291N</p> <p> </p> <p><b>(CA P.R. KARANTH)</b> PARTNER M. No. 018808 UDIN: 22018808AIPURB1311</p>

<b>S. JAYKISHAN</b> Chartered Accountants 12 Ho Chi Minh Sarani Suite No. 2D 2E & 2F 2 <sup>nd</sup> Floor, Kolkata- 700071	<b>CHHAJED &amp; DOSHI</b> Chartered Accountants 101, Hubtown Solaris, N.S. Phadke Marg, Andheri (East), Mumbai - 400063
<b>A S K A &amp; CO.</b> (Formerly known as <b>AMBEDKAR SHELKAR  KARVE &amp; AMBARDEKAR</b> ) Chartered Accountants 501, Mirage Arcade, Opp. Ganesh Mandir, Off. Phadke Road, Dombivili (East), Mumbai -421201	<b>KISHORE &amp; KISHORE</b> Chartered Accountants C-7, Sector E (New), Aliganj, Lucknow- 226024

**INDEPENDENT AUDITORS' REPORT ON CONSOLIDATED FINANCIAL RESULTS FOR  
THE QUARTER AND YEAR ENDED 31<sup>ST</sup> MARCH 2022**

**To**  
**The Board of Directors**  
**Central Bank of India**  
**Mumbai**

**Report on audit of the consolidated financial results**

**Opinion**

1. We have audited the accompanying Statement of consolidated financial results of **Central Bank of India** (the "Parent Bank"), its subsidiaries and its associates (collectively referred to as the "Group") for the quarter and year ended 31<sup>st</sup> March, 2022, attached herewith ("Statement"), being submitted by the Bank pursuant to the requirement of Regulation 33 and Regulation 52 of the SEBI (Listing Obligations and Disclosure Requirements) Regulations, 2015 as amended ("Listing Regulations") except for the disclosures related to Pillar 3 as at 31<sup>st</sup> March, 2022, including Leverage Ratio, Net Stable Funding Ratio and Liquidity Coverage Ratio under Basel III Capital Regulations as have been disclosed in the Bank's website and in respect of which a link has been provided in the aforesaid financial results (Note no. 9) and have not been audited by us.

In our opinion and to the best of our information and according to the explanations given to us, and based on consideration of reports of the other auditors on separate audited financial statement/ financial information of subsidiaries, the unaudited financial results of associates as furnished by the management, the aforesaid Statement:

a) includes the financial results of the following entities:

**A. Parent:**

Central Bank of India

**B. Subsidiaries:**

- i. Cent Bank Home Finance Limited
- ii. Centbank Financial Services Limited



**C. Associates:**

- i. Uttar Bihar Gramin Bank, Muzzaffarpur
  - ii. Uttarbanga Kshetriya Gramin Bank, Cooch Bihar
  - iii. Indo-Zambia Bank Limited, Zambia
- b) is presented in accordance with the requirements of Listing Regulations in this regard except for the disclosures relating to Pillar 3 disclosures as at 31<sup>st</sup> March, 2022 including leverage ratio, net stable funding ratio and liquidity coverage ratio under Basel III Capital Regulation as have been disclosed on the Parent Bank's website and in respect of which a link has been provided in the aforesaid financial result which have not been audited by us; and
- c) gives a true and fair view in conformity with the recognition and measurement principles laid down in the applicable accounting standards, the relevant provisions of the Banking Regulation Act, 1949, Reserve Bank of India ("RBI") guidelines and other accounting principles generally accepted in India, of the consolidated net profit and other financial information of the Group for the quarter and year ended 31<sup>st</sup> March 2022.

**Basis for Opinion**

2. We conducted our audit in accordance with the Standards on Auditing ("SAs") issued by the Institute of Chartered Accountants of India ("ICAI"). Our responsibilities under those Standards are further described in the "Auditors' responsibilities for the audit of the consolidated financial results" section of our report. We are independent of the Group in accordance with the Code of Ethics issued by the ICAI together with the ethical requirements that are relevant to our audit of the consolidated financial results, and we have fulfilled our other ethical responsibilities in accordance with these requirements and the Code of Ethics. We believe that the audit evidence obtained by us and other auditors in terms of their report referred to in "Other Matter" paragraph below, is sufficient and appropriate to provide a basis for our opinion.

**Emphasis of Matter**

3. We draw attention to the following notes:
- a) Note no.19 of the Statement regarding amortization of additional liability on revision of family pension amounting to ₹ 821.95 crore. The Bank has charged an amount of ₹ 544.52 crore to the Profit and Loss Account for the year ended 31st March 2022 and the balance unamortised expense has been carried forward pursuant to RBI circular no. RBI/2021-22/105 DORACC.REC.57/21.04.018/2021-22 dt.4<sup>th</sup> October,2021.
  - b) Note no. 8 of the Statement regarding set-off of accumulated losses amounting to ₹ 18724.22 crore against the available balance in share premium account after obtaining approval from the shareholders and the Reserve Bank of India.
  - c) Note no. 7 of the Statement regarding deferred tax, wherein on the basis of tax review made by the Bank's management with respect to the possible tax benefits arising out of the timing difference, the net deferred tax asset of ₹ 6862.05 crore is recognised as on 31st March 2022 (₹ 7545.68 crore as on 31st March 2021).
  - d) Note No.21 of the Statement, which describes the uncertainties due to the COVID-19 pandemic and management's evaluation of impact on the Bank's financial performance which will depend on future developments, which are uncertain.

Our opinion is not modified in respect of these matters.



## **Responsibilities of the Management and those charged with governance for the consolidated financial results**

4. The Statement has been compiled from the related audited annual consolidated financial statements. The Bank's Board of Directors is responsible for the preparation and presentation of these consolidated financial results that give a true and fair view of the consolidated net profit and other financial information of the Group in accordance with the Accounting Standards issued by the ICAI, the relevant provisions of the Banking Regulation Act, 1949, the circulars, guidelines and directions issued by the Reserve Bank of India (RBI) from time to time ("RBI Guidelines") and other accounting principles generally accepted in India and in compliance with the Listing Regulations. The respective Board of Directors of the entities included in the Group are responsible for maintenance of adequate accounting records in accordance with the provisions of the Banking Regulation Act, 1949 for safeguarding of the assets of the Group and for preventing and detecting frauds and other irregularities; selection and application of appropriate accounting policies; making judgments and estimates that are reasonable and prudent; and design, implementation and maintenance of adequate internal financial controls that were operating effectively for ensuring accuracy and completeness of the accounting records, relevant to the preparation and presentation of the consolidated financial results that give a true and fair view and are free from material misstatement, whether due to fraud or error.

In preparing the consolidated financial results, the respective Board of Directors of the Group are responsible for assessing the ability of the Group to continue as a going concern, disclosing, as applicable, matters related to going concern and using the going concern basis of accounting unless the Board of Directors either intends to liquidate the Group or to cease operations, or has no realistic alternative but to do so. The respective Board of Directors of the entities included in the Group are responsible for overseeing the financial reporting process of the Group.

## **Auditors' responsibilities for the consolidated financial results**

5. Our objectives are to obtain reasonable assurance about whether the consolidated financial results as a whole are free from material misstatement, whether due to fraud or error, and to issue an auditors' report that includes our opinion. Reasonable assurance is a high level of assurance, but is not a guarantee that an audit conducted in accordance with SAs will always detect a material misstatement when it exists. Misstatements can arise from fraud or error and are considered material if, individually or in the aggregate, they could reasonably be expected to influence the economic decisions of users taken on the basis of these consolidated financial results.

As part of an audit in accordance with SAs, we exercise professional judgment and maintain professional skepticism throughout the audit. We also:

- Identify and assess the risks of material misstatement of the consolidated financial results, whether due to fraud or error, design and perform audit procedures responsive to those risks, and obtain audit evidence that is sufficient and appropriate to provide a basis for our opinion. The risk of not detecting a material misstatement resulting from fraud is higher than for one resulting from error, as fraud may involve collusion, forgery, intentional omissions, misrepresentations, or the override of internal control.



- Obtain an understanding of internal control relevant to the audit in order to design audit procedures that are appropriate in the circumstances.
- Evaluate the appropriateness of accounting policies used and the reasonableness of accounting estimates and related disclosures made by the Board of Directors.
- Conclude on the appropriateness of the Board of Directors' use of the going concern basis of accounting and, based on the audit evidence obtained, whether a material uncertainty exists related to events or conditions that may cast significant doubt on the ability of the Group to continue as a going concern. If we conclude that a material uncertainty exists, we are required to draw attention in our auditors' report to the related disclosures in the consolidated financial results or, if such disclosures are inadequate, to modify our opinion. Our conclusions are based on the audit evidence obtained up to the date of our auditors' report. However, future events or conditions may cause the Group to cease to continue as a going concern.
- Evaluate the overall presentation, structure and content of the consolidated financial results, including the disclosures, and whether the consolidated financial results represent the underlying transactions and events in a manner that achieves fair presentation.
- Obtain sufficient appropriate audit evidence regarding the financial results/ financial information of the entities within the Group to express an opinion on the consolidated financial results. We are responsible for the direction, supervision and performance of the audit of financial information of such entities included in the consolidated financial results of which we are the independent auditors. For the other entities included in the consolidated financial statements, which have been audited by other auditors, such other auditors remain responsible for the direction, supervision and performance of the audits carried out by them. We remain solely responsible for our audit opinion.

Materiality is the magnitude of the misstatements in the financial statements that, individually or aggregate, makes it probable that the economic decisions of a reasonably knowledgeable user of the standalone financial statements may be influenced. We consider quantitative materiality and qualitative factors in (i) planning of the scope of our audit work and in evaluating the results of our work; and (ii) to evaluate the effect of any identified misstatement in the financial statements.

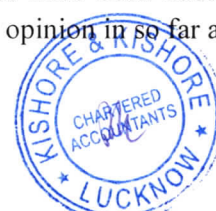
We communicate with those charged with governance regarding, among other matters, the planned scope and timing of the audit and significant audit findings, including any significant deficiencies in internal control that we identify during our audit.

We also provide those charged with governance with a statement that we have complied with relevant ethical requirements regarding independence, and to communicate with them all relationships and other matters that may reasonably be thought to bear on our independence, and where applicable, related safeguards.

#### Other Matters

6. Incorporated in these consolidated financial results are the:

- (a) We did not audit the financial statements/ information of 1869 branches included in the consolidated financial statements of the Parent Bank whose financial statements / financial information reflect total assets of ₹ 2,30,319.41 crore as at 31st March 2022 and total revenue of ₹ 6,490.26 crore for the year ended on that date, as considered in the consolidated financial results. The financial statements / information of these branches have been audited by the branch auditors whose reports have been furnished to us, and our opinion in so far as it relates





to the amounts and disclosures included in respect of branches, is based solely on the report of such branch auditors.

- (b) In the conduct of our audit, we have taken note of the unaudited returns in respect of 2639 branches included in the standalone financial statements of the Parent Bank certified by the respective branch's management whose financial statements/ information reflect total assets of ₹ 58318.30 crore as at 31<sup>st</sup> March 2022 and total revenue of ₹ 2836.01 crore for the year ended on that date.
- (c) We did not audit the financial statements / information of 2 subsidiaries whose financial statement reflects total assets of ₹ 1,254.35 crore as at 31<sup>st</sup> March 2022 and total revenues of ₹ 125.91 crore for the year ended on that date as considered in the consolidated financial results. These financial statements/ information have been audited by other auditors whose reports have been furnished to us by the management, and our opinion on the consolidated financial statements, in so far as it relates to the amounts and disclosures included in respect of these subsidiaries, is based solely on the report of the other auditors.
- (d) The consolidated financial results include the Group's share of net profit of ₹ 18.45 crore for the year ended 31<sup>st</sup> March, 2022 in respect of 3 associates, whose financial statements / financial information have not been audited by us. These financial statements are unaudited and our opinion on the consolidated financial results, in so far as it relates to the amounts and our disclosures included in respect of these associates is based solely on such unaudited financial statements certified by the management. In our opinion and according to the information and explanations given to us by the management, these financial statements are not material to the Group.
7. The consolidated financial results of the Bank for the previous year ended 31st March 2021 were audited by the joint auditors one of which was predecessor audit firm and has expressed unmodified opinion on such financial statements. Further the consolidated financial results of the Bank for the quarter ended on 31st March 2021 were audited by the joint auditors one of which is predecessor audit firm and has expressed their unmodified opinion on such results.
8. We report that the figures for the quarter ended 31st March 2022 represent the balancing figures between audited figures in respect of full financial year ended 31st March 2022 and the published unaudited year-to-date figures up to 31st December 2021, being the date of the end of the third quarter of the current financial year which was previously subjected to limited review by us, as required under the Listing Regulations.



Our opinion is not modified in respect of above matters.

<p><b>FOR S JAYKISHAN</b> CHARTERED ACCOUNTANTS F.R. No.309005E</p>   <p><b>(CA RITESH AGARWAL)</b> PARTNER M.No.062410 UDIN: 22062410A1PVQ16203</p>	<p><b>FOR CHHAJED &amp; DOSHI</b> CHARTERED ACCOUNTANTS F.R. No.101794W</p>   <p><b>(CA KIRAN K DAFTARY)</b> PARTNER M.No.010279 UDIN: 22010279A1PVAC3048</p>
<p><b>FOR A S K A &amp; CO.</b> CHARTERED ACCOUNTANTS F.R. No.122063W</p>   <p><b>(CA VIJAY SHELAR)</b> PARTNER M.No.101504 UDIN: 22101504A1PU2X9548</p>	<p><b>FOR KISHORE &amp; KISHORE</b> CHARTERED ACCOUNTANTS F.R. No. 000291N</p>   <p><b>(CA P.R. KARANTH)</b> PARTNER M.No. 018808 UDIN: 22018808A1PU2V7449</p>

**To**  
**Managing Director & Chief Executive Officer**  
**Central Bank of India,**  
**Central Office,**  
**Mumbai -400021**

**CERTIFICATE WITH REFERENCE TO ASSET COVER IN RESPECT OF LISTED DEBT SECURITIES FOR THE HALF YEAR AND FINANCIAL YEAR ENDED 31.03.2022**

We have been requested by Central Bank of India (the Bank) vide its appointment letter No.CO:F&A:2021-22:998 dated 07<sup>th</sup> October, 2021 to verify and certify, as a part of statutory audit of the Bank, compliance with respect to Asset Cover in respect of listed debt securities as per regulation 54 (2) read with regulation 56 (1) (d) of SEBI (LODR) Regulation, 2015 & as per circular SEBI/HO/MIRSD/CRADT/CIR/P/2020/230 dated 12<sup>th</sup> November, 2020. This certificate is required for the onward submission to stock exchanges and debenture trustee.

**Management's Responsibilities**

The responsibility for compliance with regard to instructions contained in Securities and Exchange Board of India (Listing Obligations and Disclosure Requirements) Regulations, 2015 published on 2<sup>nd</sup> September, 2015 & as per circular SEBI/HO/MIRSD/CRADT/CIR/P/2020/230 dated 12<sup>th</sup> November, 2020 is that of the management of the Bank. The Bank's responsibility is to put in place controls and suitable triggers to ensure that above regulations are adhered to.

**Auditor's Responsibility**

Our responsibility is to provide the reasonable assurance on Bank's compliance with respect to Asset Cover in respect of listed debt securities as per regulation 54 (2) read with regulation 56(1)(d) of SEBI (LODR) Regulation, 2015, as to the accuracy in the computation of Asset Coverage Ratio in respect of listed debt securities.

We conducted our independent review in accordance with the Guidance Note on Reports or Certificates for Special Purposes (Revised 2016) issued by the Institute of Chartered Accountants of India. The Guidance Note requires that we comply with the ethical requirements of the Code of Ethics issued by the Institute of Chartered Accountants of India. We have complied with the relevant applicable requirements of the Standard on Quality Control (SQC) 1, Quality Control for Firms that Perform Audits and Reviews of Historical Financial Information, and Other Assurance and Related Services Engagements

**AUDIT PROCEDURES PERFORMED:**

- Verification of terms / covenants of the issue of the listed debt securities.
- Verification / tracing of relevant figures from Audited Financial Statements of Accounts.
- Verification of SEBI Circular regarding Asset Coverage Ratio.



- d. Verification of Books of Accounts for the half year and financial year ended 31.03.2022.
- e. Verification of arithmetical accuracy of calculation of;
  - i. Total Net assets available for unsecured lenders
  - ii. Total unsecured borrowings
  - iii. Asset Coverage Ratio.

### OPINION

Based on examination of books of accounts and other relevant records/documents, we hereby certify that:

- a) **The Central Bank of India has vide its Board Resolution and information memorandum/ offer document and under various Debenture Trust Deeds, has issued the following listed debt securities:**

ISIN	Private Placement/ Public Issue	Secured/ Unsecured	Sanctioned (₹ in crore)	Amount
INE483A09260	Private Placement	Unsecured		1000.00
INE483A09278	Private Placement	Unsecured		500.00
INE483A09286	Private Placement	Unsecured		500.00
INE483A08023	Private Placement	Unsecured		500.00
INE483A08031	Private Placement	Unsecured		500.00
INE483A09252	Private Placement	Unsecured		139.10
<b>TOTAL</b>				<b>3139.10</b>

- b) **Asset Cover for listed debt securities:**

- i. The financial information as on 31.03.2022 has been extracted from the books of accounts for the half year and financial year ended 31.03.2022 and other relevant records of the Central Bank of India;
- ii. The total assets of the Central Bank of India provide coverage of 3.76 times of the principal, which is in accordance with the terms of issue (calculation as per statement of asset coverage ratio available for the unsecured debt securities - table – II) (as per requirement of Regulation 54 read with Regulation 56(1)(d) of LODR Regulations).



**Table - II**

SN	Particulars		Amount (Rs. In Crores)
i.	Net assets of the Central Bank of India available for unsecured lenders (Property Plant & Equipment (excluding intangible assets and prepaid expenses) + Investments + Cash & Bank Balances + Other current/ Non-current assets excluding deferred tax assets (-) Total assets available for secured lenders/creditors on pari passu/exclusive charge basis under the above heads (-) unsecured current/ non-current liabilities (-) interest accrued/payable on unsecured borrowings)	A	28139.01
ii.	Total Borrowings (unsecured)	B	7474.36
	Term loan		0.00
	Non-convertible Debt Securities		3139.10
	CC/ OD Limits		0.00
	Other Borrowings		4335.26
	IND - AS adjustment for effective Interest rate on unsecured borrowings		0.00
iii.	Assets Coverage Ratio (100% or higher as per the terms of Offer Document/Information Memorandum/ Debenture Trust Deed)	(A/B)	376.47

**c) Compliance of all the covenants / terms of the issue in respect of listed debt securities**

We have examined the compliances made by the Bank in respect of the covenants / terms of the issue of the listed debt securities and certify that the covenants/terms of the issue have been complied by the Bank.

The asset cover certificate is being issued in consonance with SEBI regulations and shall have no effect on the seniority of such instruments and all other terms and conditions applicable for the issue of the bonds as specified by RBI Master Circular no. DBR.No.BP.BC.1/21.06.201/2015-16 dated July 1, 2015 for Basel III compliant bonds/RBI Master Circular no. DBR.No.BP.BC.4./21.06.001/2015-16 dated July 1, 2015 for Basel II compliant bonds, as amended from time to time, and the terms of issue.



### Restriction on use

This certificate has been issued at the request of the Bank. It should not be used by any other person or for any other purpose except to regulators, without our consent. Accordingly, we do not accept or assume any liability or any duty of care or for any other purpose or to any other party to whom it is shown or into whose hands it may come without our prior consent in writing.

**For KISHORE & KISHORE**

Chartered Accountants

F.R. No. – 000291N



**CA AKHILESH K MATHUR**

PARTNER

M. No. – 509176

UDIN: 22509176A1PSWA3655

Place: Mumbai

Date: 09.05.2022

**Disclosure of Related Party Transactions of the Bank for the half year and the financial year ended 31<sup>st</sup> March 2022**

**1. List of Related Parties:**

**(a) Key Managerial Personnel-**

i)	Shri M V Rao	Managing Director & CEO
ii)	Shri Alok Srivastava	Executive Director
iii)	Shri Vivek Wahi	Executive Director
iv)	Shri Rajeev Puri	Executive Director

**(b) Subsidiaries-**

i)	Cent Bank Home Finance Ltd
ii)	Cent Bank Financial Services Ltd.

**(c) Associates-**

I)	<b>Regional Rural Banks</b>
i)	Uttar Bihar Gramin Bank, Muzaffarpur (Bihar)
ii)	Uttarbanga Kshetriya Gramin Bank, Cooch Behar (West Bengal)
II)	Indo-Zambia bank Ltd., Zambia

**2. Transactions with Related Parties:**

Remuneration paid to Key Managerial Persons


Name	Designation	Key Management Personnel (Rs. In Lakhs)			
		Half year ended on		FY ended on	
		31.03.2022	31.03.2021	31.03.2022	31.03.2021
Shri M V Rao (w.e.f. 01.03.2021)	Managing Director & CEO	16.57	2.40	31.67	2.40
Shri Pallav Mohapatra (upto 28.02.2021)	Managing Director & CEO	0.00	79.37	0.00	94.44
Shri B.S.Shekawat (upto 08.10.2020)	Executive Director	0.00	116.21	0.00	129.57
Shri Alok Srivastava	Executive Director	15.13	12.97	28.92	26.55
Shri Vivek Wahi (w.e.f. 10.03.2021)	Executive Director	14.26	1.47	27.26	1.47
Shri Rajeev Puri (w.e.f. 10.03.2021)	Executive Director	15.19	1.47	28.18	1.47
<b>Total</b>		<b>61.15</b>	<b>213.89</b>	<b>116.03</b>	<b>255.90</b>

Keeping in line with Para 9 of the AS-18-“ Related Party Disclosure” issued by ICAI, the transactions with Subsidiaries and Associates Enterprises have not been disclosed which exempts the State Controlled Enterprises from making any disclosures pertaining to transactions with other related State Controlled Enterprises.

Further, transactions in the nature of Banker –Customer relationship including those with KMP and relatives of KMP have not been disclosed in terms of Para 5 of AS-18.



चंदर मुखी, नरीमन पॉइंट, मुंबई - 400 021 • दूरध्वनी : 2202 6428, 6638 7777 • फैक्स : (91-22) 2204 4336  
चंदर मुखी, नरीमन पॉइंट, मुंबई - 400 021 • दूरध्वनी : 2202 6428, 6638 7777 • फैक्स : (91-22) 2204 4336  
Chander Mukhi, Nariman Point, Mumbai - 400 021 • Tel. : 2202 6438, 6638 7777 • Fax : (91-22) 2204 4336

Statement of Deviation / Variation in utilisation of funds raised						
Name of listed entity	Central Bank of India					
Mode of Fund Raising	NIL					
Date of Raising Funds	NIL					
Amount Raised	NIL					
Report filed for Quarter ended	March 31, 2022					
Monitoring Agency	Not Applicable					
Monitoring Agency Name, if applicable	Not Applicable					
Is there a Deviation / Variation in use of funds raised	<b>No</b>					
If yes, whether the same is pursuant to change in terms of a contract or objects, which was approved by the shareholders	Not Applicable					
If yes, Date of shareholder Approval	Not Applicable					
Explanation for the Deviation / Variation	Not Applicable					
Comments of the Audit Committee after review	Not Applicable					
comments of the auditors, if any	Not Applicable					
Objects for which funds have been raised and where there has been a deviation, in the following table	Not Applicable					
Original Object	Modified Object, if any	Original Allocation	Modified allocation, if any	Funds Utilised	Amount of Deviation/Variation for the quarter according to applicable object	Remarks if any
NIL						
Deviation or variation could mean:						
(a) Deviation in the objects or purposes for which the funds have been raised or						
(b) Deviation in the amount of funds actually utilized as against what was originally disclosed or						
(c) Change in terms of a contract referred to in the fund raising document i.e. prospectus, letter of offer, etc						
 Anand Kumar Das Deputy General Manager/ Company Secretary		