



WHIRLPOOL OF INDIA LIMITED
(CIN No. : L29191PN1960PLC020063)

CORPORATE OFFICE : PLOT NO. 40, SECTOR-44, GURUGRAM (GURGAON) - 122002 (HARYANA), INDIA TEL. : (91) 124-4591300 FAX : (91) 124-4591301
REGD. OFF. : PLOT NO. A-4 MIDC, RANJANGAON, TAL. SHIRUR, DIST. PUNE-412 220 TEL. : (91) 2138-660100 FAX : (91) 2138-232376
Website : www.whirlpoolindia.com, E-mail : info_india@whirlpool.com

21.07.2021

<p>The Manager Listing Department BSE Limited Phiroze Jeejeebhoy Towers Dalal Street, Mumbai, Maharashtra - 400001</p> <p>Scrip Code: 500238</p>	<p>The Manager Listing Department National Stock Exchange of India Limited Exchange Plaza, C-1, Block G, Bandra Kurla Complex, Bandra East, Mumbai, Maharashtra - 400051</p> <p>Symbol: WHIRLPOOL</p>
---	---

Dear Sir,

Subject: Annual Report for the financial year ended 31st March, 2021

In furtherance to our letter dated 05th July, 2021 wherein the Company had informed that the 60th Annual General Meeting (AGM) of the Company is scheduled to be held on Tuesday, 17th August, 2021 at 11:00 AM (IST) through Video Conference/Other Audio Visual Means, in accordance, with the General Circular No. 14/2020 dated 08th April, 2020, General Circular No. 17/2020 dated 13th April, 2020, General Circular No. 20/2020 dated 05th May, 2020 and General Circular No. 02/2021 dated 13th January, 2021 and other applicable circulars issued by the Ministry of Corporate Affairs ("MCA Circulars") and Circular No. SEBI/HO/CFD/CMD1/CIR/P/2020/79 dated 12th May, 2020 and SEBI/HO/CFD/CMD2/CIR/P/2021/11 dated 15th January, 2021 issued by the Securities and Exchange Board of India ("SEBI Circulars"). The venue of AGM shall be deemed to be the registered office of the Company i.e. A-4, MIDC, Ranjangaon, Taluka - Shirur, Dist. - Pune, Maharashtra - 412220.

In terms of the requirements of Regulation 34(1) of the SEBI (Listing Obligations and Disclosure Requirements) Regulations, 2015, we are submitting herewith the Annual Report of the Company including the Business Responsibility Report and the Notice of AGM for the financial year 2020-21, which is being sent only through electronic mode to the Members whose email addresses were registered with the Company/Depositories as on Friday, 16th July, 2021. The Annual Report containing the Notice of Annual General Meeting is also uploaded on the Company's website at www.whirlpoolindia.com and the same shall also be made available on the website of NSDL at www.evoting.nsdl.com.

Further, pursuant to Regulation 42 of SEBI (Listing Obligations and Disclosure Requirements) Regulations, 2015, Register of Members and Share Transfer Books will remain closed from Monday, 02th August, 2021 to Saturday, 07th August, 2021 (both days inclusive) for the purpose

of Annual General Meeting and payment of final dividend, if approved by the shareholders at the AGM. The payment of such dividend, subject to deduction of tax at source, will be made on or before 15th September, 2021.

In terms of Section 108 of the Companies Act, 2013 and Rule 20 of the Companies (Management & Administration) Rules, 2014 (as amended), the Company has fixed 10th August, 2021 as the cut-off date to determine the eligibility of the members to cast their vote by remote e-voting and e-voting during the AGM. The remote e-voting period begins at 09:00 A.M. on Friday, 13th August, 2021 and will end at 05:00 P.M. on Monday, 16th August, 2021. During this period shareholders of the Company, holding shares either in physical form or in dematerialized form, as on the cut-off date i.e. 10th August, 2021 may cast their vote by remote e-voting. Further the facility for casting vote through e-voting during AGM is also being provided by the Company.

The above is for your information and records

Thanking you

Yours faithfully

For Whirlpool of India Limited

ROOPALI SINGH
I SINGH

Digitally signed by
ROOPALI SINGH
Date: 2021.07.21
10:32:53 +05'30'

Roopali Singh
VP - Legal & Company Secretary

Plot No. 40, Sector 44,
Gurugram, Haryana - 122002



Extraordinary Care.
Every Day.

Whirlpool

ANNUAL REPORT 2020-2021

Particulars	Page No.
OVERVIEW	
Message to Shareholders	3
Products	6
Our Response to COVID-19	14
Manufacturing Insights	16
CSR Initiatives	17
Awards and Accolades	18
Corporate Information	20
REPORTS	
Board's Report	22
Annexures to Board's Report	35
FINANCIAL & STATEMENTS	
Financial Statements Standalone	
Independent Auditor's Report	80
Balance Sheet	93
Statement of Profit & Loss	94
Cash Flow Statement	95
Statment of changes in Equity	96
Notes to Accounts	97
Financial Statements Consolidated	
Independent Auditor's Report	148
Balance Sheet	155
Statement of Profit & Loss	156
Cash Flow Statement	157
Statment of changes in Equity	158
Notes to Accounts	159
AOC-1	212

Message To Shareholders

Dear Shareholders,

"I am pleased to share with you an update on the Company's performance for 2020-2021. The year has been an unprecedented one and has challenged each one of us. The year started with the entire country in lockdown and operational challenges linked to production, supply chain and market shutdowns. With global supply chains also impacted by the pandemic, we saw extreme volatility in both availability and pricing of key raw materials. As markets opened up in Quarter 2, we saw a sharp comeback fuelled by both pent up demand and fundamental change in consumer behaviour as people spent more time at home.



Vishal Bhola

MANAGING DIRECTOR -
WHIRLPOOL OF INDIA LIMITED

Against this backdrop, Whirlpool of India delivered a robust set of numbers. In the year 2020-21, we continued to deliver *consistent, profitable and competitive growth* in line with our mission to create long term value for our stakeholders.

Our endeavour is to put consumers at the heart of everything we do. With people spending more time at home, we have seen a fundamental shift in their relationship with their home and their desire to improve life at home.

Home appliances have moved from a passive space to an active one. They are no longer seen as luxuries or discretionary spend but as basic necessities to ensure the safety and comfort of the family. The increased adoption of appliances augurs well for the consumer durables industry in India.

This year we focused on transformational change in our product portfolio based on new formats, advanced technologies that are in line with emerging trends and consumer behaviour. The Company launched *Intellifresh Pro series* of Bottom Mount Refrigerators with Adaptive Intelligence. Besides being one of the most technologically advanced refrigerators, its stunning design has been awarded the very coveted and prestigious iF Design Awards for 2021. The Company also revamped the single door *Icemagic Pro* plus range of refrigerators with a modern sleek design and best in class aesthetics. The Company was one of the first in the market to introduce 'insta heaters' in a

semi automatic washing machine alongside In-built heaters in the *Bloomwash pro series* which have great sanitization capabilities. These innovations fundamentally address the evolving needs consumers have from their home appliances.

Since the year was impacted by shutdowns, we increased our presence in tier 2 and tier 3 cities while being brilliantly consistent in larger towns. *World Class Manufacturing* and Industry 4.0 technologies in our factories are allowing us to make a step change in sustained cost and quality competitiveness. The Company also expanded its manufacturing footprint by developing a facility for semi-automatic washing machines at our Faridabad plant with a capacity of two lakh units per annum. The pandemic challenged the Company to look at alternate ways to service our customers using new technology platforms. The Company continues to make significant strides in its journey to become a truly consumer centric service organization.”

Besides consistently high engagement scores within the organization, our Company was also recognized externally by *Great Place To Work* as *India's Best Company To Work For - 2020* as well as the prestigious *Best Employers India - 2020* award by *Kincentric*. Also, we continue to drive an inclusive and engaged culture providing a safe working environment within the Company. 2021-22 will continue to be a test for many companies with an uncertain environment posing unforeseen challenges.

We enter the year with strong momentum behind us and a clear and aligned strategy for winning. I would like to thank our employees, trade and supply chain partners and most importantly you, our shareholder for your continued support and trust in the business.”

Warm Regards

Vishal Bhola,

Managing Director

"This has been a tough year for most businesses, not only from a business perspective but also regarding the health and safety of our employees. I am pleased to say that we did well on both counts.

Every crisis produces winners and losers. Whirlpool is a winner and has emerged much stronger. We have performed well across all financial levers together with gains in market share.

Looking ahead we are well positioned to create significant shareholder value as the market recovers."



Arvind Uppal

CHAIRMAN -
WHIRLPOOL OF INDIA LIMITED

"Year 2020-21 was impacted by COVID-19 pandemic that brought with it the economic challenges and new ways of working. At the outset of the pandemic, we outlined and successfully executed our COVID-19 response strategy which focused on protecting margins, cost take out actions, protecting our liquidity position and winning in post COVID economic recovery.

We achieved a revenue from operations of Rs 5,899.9 Cr, which was lower by 1.5% vs the previous year on account of COVID-19 led lockdown in Q1, which is a peak season for our business. While the revenue in Q1 was lower by 49%, subsequent quarters saw strong recovery with Q2, Q3, and Q4 revenue growth at 15.5%, 19.7% and 31.9% respectively. As a part of our COVID Response strategy, we accelerated our productivity actions across all the cost elements and strengthened our cost optimization program. Business saw significant material cost inflation towards Q4 which was mitigated through an appropriate price increase. As a result of all these actions, we delivered a consolidated PAT of Rs. 351.8 Cr for FY 2020-21. We invested Rs 100.68 Cr during the year to support our growth aspiration and provide innovative products to the consumers.



Aditya Jain

CHIEF FINANCIAL OFFICER -
WHIRLPOOL OF INDIA LIMITED

The investment included a new range of Bottom Mount Glass Door Refrigerator, Direct Cool Aurora Platform and setting up Semi-Automatic washing machine manufacturing in our Faridabad Plant. We ensured strong liquidity in business and through working capital efficiencies, generated Rs 524.14 Cr as cash from operating activities vs Rs. 380.22 Cr and ended March 2021 with a healthy cash balance of Rs. 2,060.46 Cr. With the strategic imperatives clearly laid out, Whirlpool will continue to move ahead in its journey of sustainable and profitable growth."

Caring For Our Consumers

Whirlpool products are designed to empower our consumers to care for their families in the best possible way, every single day. From washing machines to refrigerators to air conditioners, through our range of appliances we strive to make it convenient to care.





INTELLIFRESH PRO BOTTOM MOUNT REFRIGERATOR RANGE

With the intention of stepping ahead and ushering in the next generation refrigerators, Whirlpool has launched Intellifresh Pro series of Bottom Mount refrigerators with 'Adaptive Intelligence' technology. It automatically senses changes in the weather, load and usage patterns and adapts the cooling accordingly. The grocery mode in the fridge and the freeze up section gives up to 15 days of extended freshness*. Also, it prevents 99% bacterial growth^, excessive ripening, best in class vitamin preservation and up to 7 days of dairy freshness^^.

Besides being one of the most technologically advanced refrigerators in the market, the Whirlpool IntelliFresh Pro Bottom Mount series is stunning in design and has been awarded the most coveted and prestigious 'iF Design Award' for 2021. This product marks the entry of the Company into the Bottom Mount refrigerator segment which is considered as the format of the future and is one of the fastest growing. This was designed and developed through a truly global collaboration of technology, engineering and design based on deep understanding of the Indian consumer and their specific requirements.

*Results based on internal lab tests done on select fruits and vegetables under specific test conditions on select models and may vary depending on testing conditions.

^Results based on external lab tests done on select models under standard test conditions and may vary depending on testing conditions.^^Results based on internal lab testing done on select models under specific conditions and may vary depending on testing conditions and models.



ICEMAGIC PRO PLUS SINGLE DOOR REFRIGERATOR RANGE

Whirlpool is further strengthening its position in the single door refrigerator segment by revamping its mid to high-end portfolio with a modern sleek design and best-in-class aesthetics. These products have been built on an all-new energy efficient platform that enables the Company to remain competitive with best-in-class 5 star energy ratings.

The Icemagic Pro Plus range of single door refrigerators are powered by the Auto-Defrost Technology that continuously senses the temperature inside the refrigerator to intuitively cool and automatically defrost the fridge. It delivers optimal temperature and humidity inside the refrigerator resulting in long-lasting freshness of up to 15* days. A benefit that our consumers find important every single day.



INTELLIFRESH GLASSDOOR RANGE

Indian consumers are very discerning about aesthetics. They look for cutting-edge designs in every appliance that they purchase. To go beyond their expectations, Whirlpool has introduced the glass door range in the double door segment.

Born out of scratch-resistant*, toughened glass, the doors offer sleek and elegant appeal. They are designed to add beauty to an ultra-modern kitchen. Initially launched in sparkling black and shiny mirror finishes, the range has now been expanded to feature abstract artwork in vibrant colours as well.



3D COOL AIR CONDITIONER RANGE

Whirlpool has launched the next-gen range of 3D Cool Inverter Air Conditioners. Designed to offer exceptional care, every single day to the consumers, they are equipped with 3D Cool Technology. The unique 3-air-intake vent in the air conditioner removes hot air faster from the room, ensuring quick cooling even in the peak of summer. The 3D Cool Inverter Air Conditioners are fully-loaded with advanced features like *Xpandable feature and smart home connectivity with Google Home and Amazon Alexa.



TOP LOAD WASHING MACHINE RANGE WITH IN-BUILT HEATER

During the first wave of the COVID-19 pandemic, there was a heightened awareness and requirement for sanitization. In line with its philosophy of 'Every Day Care', the Company launched the Bloomwash Pro and Stainwash Pro series of washing machines with in-built heaters, anti-bacterial wash cycle, six-stage stain removal process, customized fabric care and eco wash to provide superior cleaning results.



ACE XL SEMI-AUTOMATIC RANGE WITH INSTA-HEATER

Whirlpool was one of the first brands to introduce the insta-heater in semi-automatic washing machines. The unique heater technology and wash system of the ACE XL series of semi-automatic washing machines remove up to 40* tough stains, making the clothes spotlessly clean, and care providers a little more comfortable.

*Results based on internal lab tests conducted on select Whirlpool models when operating in hot-wash vs cold-wash mode and may vary depending on testing conditions. Heater is available in 10.5kg model only.



MAGICOOK PRO CONVECTION MICROWAVE RANGE

Consumers love to experiment with cooking. The interest peaked during the lockdown when they were trying to create dishes from their all-time favourites to brand new recipes. To support their new-found passion, Whirlpool launched a new range of the all-in-one[^] convection microwave ovens that enables the consumer to 'Cook like a Pro'. Equipped with up to 7 heat modes, the MagiCook Pro microwave ovens assisted them to rustle up delicacies at a touch of a button. From crisping to baking, dry-roasting to grilling, steaming to zero-oil cooking* and browning, the advanced technology and care-centric offerings in the MagiCook Pro range makes cooking delightful, convenient, efficient and healthy, every day.

[^]Result based on external lab tests on select food items vs most commonly available cooktop devices in the Kitchen. *Results based on external lab tests done on select models under specific testing conditions on select food items and may vary depending on testing conditions

Our Response To COVID-19

During the COVID-19 pandemic, the health and safety of our employees was our top priority. We continued to deliver our essential products to consumers and focus on business operations. Those efforts include continuing to keep factories operating, employees safe, and position Whirlpool to win in the eventual recovery.



Social distancing and temperature check at the entry gates



Social distancing norms followed at all places including canteens and meeting rooms



Awareness sessions held to create sensitivity on COVID appropriate behaviour

CARING FOR OUR EMPLOYEES

Employee safety is our number one priority at Whirlpool, and we responded early; assessed developments, communicated health and safety guidance, and addressed employee questions. We increased safety measures at all manufacturing plants and expanded flexible work policies for all employees to work from home. Our plants were quick to make adjustments in the face of COVID-19. Through a world class manufacturing system, it was possible to quickly institute COVID-19 protocols. This was reinforced with a continued commitment from our people by exercising safety protocols on a daily basis.

We continued to be the support system for our employees and their families during the second wave.

- ▶ Enhancing mediclaim policy covers
- ▶ Oxygen concentrators for employees and their families
- ▶ On call medical support and consultation
- ▶ Free consultation with counsellors
- ▶ Vaccination drives across all locations in association with local hospitals



Vaccination drives held across locations was well received and employees felt well supported

Manufacturing Insights

Our teams in planning, sourcing, production, transportation, warehousing and delivery demonstrated agility and resilience. They worked proactively under extreme circumstances to mitigate multiple unprecedented stressors on our manufacturing and supply chain operations. We were able to leverage the tools and methodologies of world class manufacturing to solve problems, increase productivity and improve stability. The new semi-automatic washer line at Faridabad strengthens our manufacturing footprint in the north.



Solar panels installed at Faridabad factory



Capacity addition at Faridabad factory



Advanced technology machinery

CSR- Caring For Our Communities

COVID RESPONSE

Our consumers and the communities in which we work and live are at the forefront of everything we do as a Company. At no time in the history of our Company has this been more apparent than during the COVID-19 pandemic. Not only did we have a responsibility to continue making the appliances that help keep people's lives running during this global crisis, but as we have always done, felt a sense of responsibility to provide aid and assistance to our local communities in any way possible. During 2020-2021, we continued to support our communities by funding much-needed supplies such as ventilators, ICU beds, personal protective equipment, refrigerated vans for vaccines etc. We also stepped up our support by joining hands with leading NGOs to help serve meals, dry rations, masks and other essentials to migrant workers, daily wagers and vulnerable families.

While we stepped up our efforts to support the communities during pandemic, we also continued to maintain focus on our other community development programmes. In these difficult times of pandemic, when parents were facing economic challenges, our early intervention programmes for children gained more relevance. While schools were shut, our trusted partners developed simple interactive digital content in local language. Support from local volunteers and parents were taken to engage children and ensure learning continued.

COVID RELIEF INITIATIVES FOR LOCAL COMMUNITIES



CSR initiatives

Awards And Accolades

We have won the hearts of both our customers and employees.



India's Best Workplaces in **Consumer Durables** 2020



India's Best Companies to Work for 2020



India's 30 Best Workplaces in **Manufacturing** 2020



Best E-Learning Strategy Award 2020



Best Employer India 2020
Powered by Kincentric



IMark Award for Top Mount
2 Door Frost Free Refrigerator



IMark Award for
Single Door Refrigerator



iF Design Certificate for
Bottom Mount Refrigerator 2021



IMark Award for
Ace XL Semi Automatic Washing Machine



IMark Award for
Bloom Wash Pro Washing Machine

Corporate Information

BOARD OF DIRECTORS

Mr. Arvind Uppal
Chairman of the Board

Mr. Vishal Bhola
Managing Director

Mr. AHBN Reddy
Executive Director

Mr. Anil Berera
Non-Executive Director

Mr. Pradeep Banerjee
Independent Director

Mr. Rahul Bhatnagar
Independent Director

Ms. Sonu Halan Bhasin
Independent Director

COMMITTEES OF THE BOARD

Audit Committee

- Mr. Rahul Bhatnagar-Chairman
- Mr. Arvind Uppal
- Mr. Pradeep Banerjee
- Ms. Sonu Halan Bhasin

Nomination and Remuneration Committee

- Mr. Pradeep Banerjee-Chairman
- Mr. Arvind Uppal
- Mr. Anil Berera
- Mr. Rahul Bhatnagar
- Ms. Sonu Bhasin

Stakeholder Relationship Committee

- Mr. Arvind Uppal-Chairman
- Mr. Anil Berera
- Mr. Pradeep Banerjee

Corporate Social Responsibility Committee

- Mr. Arvind Uppal -Chairman
- Mr. Anil Berera
- Mr. Rahul Bhatnagar

Risk Management Committee

- Mr. Vishal Bhola-Chairman
- Mr. Arvind Uppal
- Mr. AHBN Reddy
- Mr. Aditya Jain

Executive Committee

- Mr. Vishal Bhola
- Mr. AHBN Reddy

KEY MANAGERIAL PERSONNEL

Mr. Aditya Jain-Chief Financial Officer

Ms. Roopali Singh-Company Secretary

CORPORATE IDENTITY NUMBER - L29191PN1960PLC020063

AUDITORS

STATUTORY AUDITORS

M/s. MSKA & Associates Chartered Accountants
(Firm Registration Number: 105047W)

COST AUDITORS

R. J. Goel & Co. Cost Accountants
(Firm Registration Number: 000026)

SECRETARIAL AUDITORS

N.C. Khanna
Practicing Company Secretary
(C.P. No. - 5143)

BANKERS

- Citibank N.A.
- BNP Paribas
- MUFG Bank
- The Hongkong and Shanghai Banking Corporation Limited
- State Bank of India
- RBL Bank Limited
- Bank of America N.A.
- Bank of India
- HDFC Bank Limited
- The Bank of Nova Scotia

REGISTRAR AND SHARE TRANSFER AGENTS

Link Intime India Private Limited, Noble Heights, 1st Floor, Plot No. NH 2, LSC, C-1 Block, Near Savitri Market, Janakpuri, New Delhi - 110058

OFFICES

REGISTERED OFFICE

Plot No. A-4, MIDC, Ranjangaon, Taluka - Shirur,
District - Pune, Maharashtra - 412220

CORPORATE OFFICE

Plot No. 40, Sector 44,
Gurugram, Haryana - 122002

60TH ANNUAL GENERAL MEETING

Day, Date and Time: Tuesday, 17th August, 2021 at 11:00am (IST)

Mode: Through Video Conferencing / Other Audio Visual Means (VC/OAVM)

Deemed venue for meeting: Registered Office: Plot No. A-4, MIDC, Ranjangaon, Taluka - Shirur, District - Pune, Maharashtra - 412220



DIRECTORS' REPORT

Your Directors have pleasure in presenting the 60th Annual Report on the business and operations of the Company, together with the audited accounts for the financial year ended 31st March, 2021.

Financial Results and State of Company's Affairs

(INR in lacs)

Particulars	Standalone		Consolidated	
	For the year ended		For the year ended	
	2020-21	2019-20	2020-21	2019-20
Revenue from Operations	589,989	599,252	589,989	599,252
Other Income	8,960	12,871	8,960	12,871
Profit/loss before Depreciation, Finance Costs, Exceptional items and Tax Expense	60,858	80,206	60,858	80,206
Less: Depreciation/ Amortization/ Impairment	14,210	12,932	14,210	12,932
Profit /loss before Finance Costs, Exceptional items and Tax Expense	46,648	67,274	46,648	67,274
Less: Finance Costs	1,534	1,985	1,534	1,985
Profit /loss before Exceptional items and Tax Expense	45,114	65,289	45,114	65,289
Add/(less): Exceptional items	-	-	-	-
Profit before share of profit of Joint Venture and tax	45,114	65,289	45,114	65,289
Share of profit/(loss) of a Joint Venture	-	-	1,856	1,390
Profit before tax	45,114	65,289	46,970	66,679
Less: Tax Expense (Current & Deferred)	11,787	17,660	11,787	17,660
Profit /loss for the year (1)	33,327	47,629	35,183	49,019
Total Comprehensive Income/loss (2)	115	(237)	114	(238)
Total (1+2)	33,442	47,392	35,297	48,781
Balance of profit/loss for earlier years	219,986	180,242	221,646	180,513
Less: Transfer to Debenture Redemption Reserve	-	-	-	-
Less: Transfer to Reserves	-	-	-	-
Less: Dividend paid on Equity Shares	6,344	6,344	6,344	6,344
Less: Dividend paid on Preference Shares	-	-	-	-
Less: Dividend Distribution Tax	-	1,304	-	1,304
Balance carried forward	247,084	219,986	250,599	221,646

Financial Highlights (Standalone and Consolidated)

Revenue

We achieved a revenue from operations of Rs 5,899.8 Crores which was lower by 1.5% compared to last year. The decrease in revenue was on account of covid induced lockdown in Q1, which is the peak season for the durables industry leading to a significant erosion of demand. There was a strong recovery in subsequent quarters due to pent up demand and our focus on product innovation, distribution expansion and tie ups with Ecommerce channel partners helped us gain share in the post opening up period. As a result of changing consumer preferences, revenue from high end products i.e Frost Free Refrigerator and Fully Automatic Washing Machines grew faster compared to the entry segment of Direct Cool Refrigerator and Semi Automatic Washing Machines.

Consolidated Profit

We achieved a consolidated net profit of Rs 351.8 Crores which was lower 28% compared to last year. Profit decreased due to significant erosion of demand in the month of April and May due to covid induced lockdowns. The impact of demand loss was partially mitigated through the acceleration of productivity actions across all cost elements and the impact of cost inflation in Q4'20-21 was offset by an appropriate price increase.

Capital Expenditure

Capital expenditure for the year ended 31st March, 2021 was Rs 100.68 Crores. Capital expenditure was principally on account of product innovation and capacity expansion to support our growth aspiration.

Cash and Cash Equivalents

Cash and Cash equivalents as at 31st March, 2021 was Rs 2,060.46 Crores. We generated Rs 524.14 Crores as cash from operating activities on the back of string working capital management. After the investments in capital expenditure and redemption of unquoted debt securities, there was net addition of Rs. 786.3 Crores to the cash and cash equivalents during the year thereby maintaining a strong liquidity position.

Key Financial Ratios

Particular	31 March 2021	31 March 2020
Debtor Turnover ratio	16.8	20.1*
Inventory Turnover ratio	3.1	3.6*
Interest coverage ratio	-	-
Current Ratio	2.09	2.07*
Debt Equity Ratio	-	-
Operating Profit margin	6.39	9.08
Net Profit Margin	5.65	7.95
Return on Net Worth	11.80	18.70

* The values differ from previous year due to reclassification items in financials

There are significant changes in Operating Profit margin, Net Profit margin and Return on Net Worth due to impact of COVID-19 disruptions. There are no significant change (i.e. change of 25% or more as compared to the financial year 2019-20) in the Key Financial Ratios except the ones mentioned above.

There have been no material changes and commitments that affect the financial position of the Company which have occurred between the end of the financial year to which the financial statements relate, and the date of this Report.

Dividend

The Board of Directors have recommended a final dividend of INR 5.00 per equity share amounting to INR 634 Million for the year 2020-21. The dividend recommendation is in accordance with the Dividend Distribution Policy of the Company which is disclosed and the same is available on the Company's website www.whirlpoolindia.com/dividend-policy.

Whirlpool of India Limited

In view of the changes made under the Income-tax Act, 1961, by the Finance Act, 2020, dividends paid or distributed by the Company shall be taxable in the hands of the shareholders and accordingly payment will be made after deduction of tax at source, if applicable.

The dividend on Equity Shares is subject to the approval of the Shareholders at the 60th Annual General Meeting scheduled to be held on 17th August, 2021. The Register of Members and Share Transfer Books of the Company will remain closed from 02nd August, 2021 to 07th August, 2021 (both days inclusive) for the purpose of payment of the dividend for the financial year ended 31st March, 2021 and the Annual General Meeting.

Amount Transfer to Reserves

During the financial year, there was no amount proposed to be transferred to the Reserves.

Operational Highlights

The operations are exhaustively discussed in the 'Management Discussion and Analysis' forming part of the Annual Report.

Share Capital

The paid up capital of the Company as on 31st March, 2021 was INR 12,687.18 lacs. During the year under review, the Company did not issue any class or category of shares, employee stock options, convertible securities and consequently there is no change in the capital structure since the previous year.

Subsidiaries, Joint Ventures or Associate Company

During the period under review, the Company did not have any subsidiary however the Company held 49% shareholding of Elica PB India Private Limited (Elica India) consisting of 2,368,997 equity shares of INR 10 each. Elica India has its manufacturing facility situated at Pune and distributed kitchen appliances such as kitchen hoods, hobs, built in ovens, built in microwave ovens, dishwashers, barbeque fryers etc across the country. Elica India has reported turnover of INR 309.07 Crores and profit before tax of INR 62.07 Crores approx. in 2020-21 as compared to INR 283.06 crores and INR 48.11 Crores approx. respectively, in the previous year resulting in a growth of 9.2% this year. The investment is aligned with the Company's strategy of expanding cooking and built in business.

As per the requirements of Section 129(3) of the Act, a statement containing salient features of the financial statements of joint venture/ and associate company in prescribed Form No. AOC-1 is attached to the financial statements of the Company.

MANAGEMENT DISCUSSION AND ANALYSIS

COVID-19

The Financial year 2020-21 was challenging for each one of us as COVID-19 pandemic not only posed a health challenge but significantly impacted businesses and the economies across the world. Your Company worked through the uncertainties and ensured the health and safety not just for its consumers but also for its employees and society at large. Business continuity, sustainability and serving the society were the bedrock for the Company. Your Company worked closely with its employees, service providers, local communities and business partners to navigate through the unprecedented times, reduce manufacturing complexities and mitigate supply chain disruptions which arose as a result of the lockdown. Even during these challenging times, the Company made available its products to consumers with speed and agility.

Risk and challenges from the Global pandemic of COVID-19 continues to grow at an accelerating rate. Around the world, these lockdowns have driven professional and social life out of the physical world into the virtual realm. The full economic fallouts are difficult to assess as the Country is still dealing with the second wave of Covid -19.

BUSINESS OUTLOOK

The financial year 2020-21 was a year like none before. Starting with the unfolding of events in March-April, the pandemic kept a firm grip on our country and the Company. India witnessed one of the most stringent lockdowns across the world and business was impacted during the most crucial months of summer. However, once the

lockdown restrictions were withdrawn, the Company experienced a recovery due to pent-up demand and the momentum continued through the festive months upto the onset of second wave this March.

The pandemic has reset the relationship between the consumers and home appliances. With stay at home and work from home becoming the new normal, there is a greater acknowledgement of the role played by home appliances in the life of the consumer. This combined with low penetration levels, improving infrastructure and an upwardly mobile middle class will lead to sustained growth over the next few years.

INDUSTRY STRUCTURE AND DEVELOPMENTS (Consumer Trends, Developing Markets/Segments)

In the year 2020-21, the pandemic and the consequent stay at home, work from home and education from home requirement forced the consumers to reassess their home setup and environment. Home appliances moved from a passive space to an active one. They were no longer seen as luxuries but as basic necessities to ensure the safety, comfort and wellbeing of family members and to minimize hardships caused due to unavailability of household help. There were a few clear patterns that emerged like a preference for higher capacity refrigerators in line with the need to store more and reduce trips to the supermarkets and an increased need for sanitization of clothes leading to consumers looking for washing machines with in-built heaters which can effectively remove germs. As consumers started spending more time at home and experimenting with cooking, there was also an increase in demand for microwaves. Overnight, dishwashers emerged as the most sought-after category as household helps were not available and the mound of unwashed dishes kept piling up.

With the 'work from anywhere' culture expected to be the new norm in the post pandemic world, there will be a greater emphasis on making the home comfortable and productive, leading to a focus on the role of home appliances to enable the same. This increased adoption of appliances augurs well for the consumer durables industry in India. With some of the lowest appliance penetration even amongst emerging markets of the world, the Indian market is expected to grow rapidly.

SALES AND MARKETING

Whirlpool as a brand exists to enable care, everyday. The pandemic has brought each of us closer to our family, our neighbours, our friends and our partners. Simple acts of care have gone a long way in cementing our relationships. As a company, Whirlpool will strive to create extraordinary products which enable our consumers to deliver extraordinary care to their loved ones. Every feature that we innovate and every technology we provide is designed to be simple and intuitive so that it's easy to care.

2020-21 has marked transformational changes in the product portfolio. The Company has focused on stepping ahead and launching new formats and technologies ahead of the curve and in-line with emerging trends and consumer behaviour. Design emerged as a big differentiator and the Company also won the prestigious 'iF Design' Awards for three of its new product launches.

With the intention of stepping ahead and ushering in the next generation refrigerators, the Company has launched Intellifresh Pro series of Bottom Mount refrigerators with Adaptive Intelligence technology that automatically senses changes in weather, load and usage patterns and adapts the cooling accordingly. Besides being one of the most technologically advanced refrigerators in its category, the Whirlpool IntelliFresh Pro Bottom Mount series are stunning in design and have been awarded the most coveted and prestigious iF Design Award for 2021. This product marks the entry of the Company into the Bottom Mount refrigerator segment which is considered as the format of the future. This was designed and developed through a truly global collaboration of technology, engineering and design based on deep understanding of the Indian consumer and their specific requirements.

To further strengthen its position in the Single Door refrigerators segment, the Company has revamped the mid to high end portfolio with a modern sleek design and best in class aesthetics. These products have been built on an all-new energy efficient platform that provides to the consumer best in class 5 star energy ratings. The Icemagic Pro Plus range of single door refrigerators are powered by the IntelliFrost Technology that continuously senses the temperature inside the refrigerator to intuitively cool and automatically defrost the fridge. It delivers optimal temperature and humidity inside the refrigerator resulting in long lasting freshness of upto 15 days.

Whirlpool of India Limited

The aesthetic tastes of Indian consumers are evolving and they are seeking modern cutting-edge designs in every appliance that they purchase. To cater to this growing demand, the Company has introduced the glass door range in the Double Door segment. Made of scratch resistant toughened glass, the doors of these products look sleek and elegant and are designed to add beauty to an ultra-modern kitchen. Initially launched in sparkling black and shiny mirror finishes, the range has now been expanded to feature abstract artwork in vibrant colors as well.

The Company has also launched the next generation range of 3D Cool Inverter Air Conditioners. Designed to offer Every Day Care for its consumers, they are equipped with the unique 3D Cool Technology. The 3 specially designed air-intake vents in the Air Conditioner help in faster removal of hot air from the room and ensure faster cooling even in the peak of summers. The 3D cool inverter air conditioners are fully-loaded with advanced offerings like Xpandable feature and smart home connectivity with Google Home and Amazon Alexa compatibility that enable our customers to stay cool and comfortable indoors.

During the given Financial Year the country underwent the first wave of the covid pandemic and, there was a heightened need and awareness for sanitization. In-line with its philosophy of Every Day Care, the Company has launched the Stainwash Pro and Bloomwash Pro series of washing machines with In-built heaters that are able to remove upto 99.9%* germs as tested by NABL accredited labs. Apart from the sanitization capabilities, these products also have the following features:

- **Stain removal technology:** A unique 6 stage wash process involving varying water temperatures & wash motions, ensuring tough stains removal like mud, grass, ketchup etc. The Inbuilt heater helps remove 50 different types of tough stains even after 48 hours
- **Customised Fabric care:** Equipped with three different Hot water modes - Warm, Hot & Allergen free which help in taking care if of different types of fabric, to ensure sanitized washing along with the care of clothes
- **Eco wash:** Whirlpool has the widest range of 5-star energy rated washing machines with the Eco mode which uses an optimized wash algorithm for low water & energy consumption, while providing the best-in-class cleaning performance.

The Company is amongst the 01st in the market to introduce the insta-heater in a Semi-Automatic washing machine. The unique heater technology and wash system of the AceXL series of semi-automatic washing machines not only helps remove upto 99.9% germs but also removes upto 40 tough stains leaving clothes spotlessly clean and sanitized.

Consumers love to experiment with cooking food and this interest peaked during the lockdown when they were trying to recreate dishes from their favourite restaurants at home. In line with this trend, the Company has launched a new range of the All-in-One Convection Microwave oven that enables the consumer to 'Cook like a Pro'. Equipped with 7 different heat modes, the MagiCookPro microwave ovens allows you to rustle-up delicacies at a touch of a button. From crisping to baking, dry-roasting to grilling, steaming to zero-oil cooking and browning, the advanced technology and care-centric offerings in the MagiCookPro range make cooking convenient, efficient and healthy.

**Relevant statements in above paragraphs are based on lab tests done on select models under standard test conditions and may vary depending on testing conditions and programs.*

INTERNATIONAL BUSINESS

Your Company's Exports business grew by 29% during the financial year despite 3 months of slowdown in business due to Covid-19. The initiatives around network restructuring in some countries have started to pay off with high growths in Nepal and Bhutan.

New product introductions with an objective of premiumisation and making latest technologies available to the consumers have resulted in significant growth of the business over last year in Srilanka and Bangladesh. To build traction for the brand the Company made investments in identified territories like Bangladesh, Srilanka and Nepal. That helped increasing the preference scores for the Company's brand while driving the positioning of the brand as Global leader in technology helping in constantly improving life at home.

The focus around creating strong network fundamentals, continuous introduction of new products and strengthening of brand will fundamentally support the Company to make greater inroads in the coming years.

CONSUMER SERVICE

For our consumers, we deliver value not only through innovative, high-quality products but also through differentiated service experiences that improve life at home. Even during the pandemic we were committed to serve our consumers and despite all the challenges our service engineers went well beyond the call of duty and visited consumers' homes to repair and service our products. Our service engineers took utmost care while visiting consumer homes, they followed the defined safety protocols from using sanitizers and washing hands before and after work, wearing masks and maintaining proper social distancing norms. Consumers have always been the key focus for the Company and we continue to challenge the status quo, reduce the consumer effort and create a seamless customer experience across various touch points in the post purchase consumer journey.

COVID-19 pandemic has challenged the Company to look at alternate ways of servicing our customers, be it telephonic resolution or finding alternate ways to engage with customers (voice and non-voice), or by leveraging technology. Building on this unequaled experience we will leverage consumers' insights to offer a futuristic highly responsive after-sales service network.

HUMAN RESOURCE MANAGEMENT

The year gone by has been a very unprecedented year, with the COVID-19 pandemic impacting not only the business outcomes, but also the physical and mental well being of employees. There was no rule book to play with, however, being there in the moment, and taking decisions from that space of ambiguity, was the only thing that one could fall back on. The most important imperative for the Company was to ensure **People Safety and Business Continuity**. No better time to come together, as One Whirlpool, step up the communication channels, offer help to each other, and be humane, while at the same time, remain optimistic and leave no stone unturned to meet whatever our customers expect us to serve to them.

Your Company focused on ensuring **Physical, Mental and Emotional Well being** of our employees. We were agile, and ensured that when it wasn't safe for employees to come to office premises, that the employees were communicated to work remotely and supported well with basic infrastructure so that they could be productive. Various virtual communication channels like Let's Connect, Let's Talk, etc were stepped up, written as well as verbal. Continuous interactions with the leadership team members ensured that our employees felt being supported and heard. Multitude of voluntary sessions were organised to meet the needs of employees' emotional and mental wellbeing. Sessions with Medical Professionals provided much needed assurance to our employees. **Employee Assistance Program** was rolled out for employees to speak with counsellors to meet their specific needs, 24*7. As the external environment felt safe for employees to return to work from offices, it was ensured that offices were completely safe for them, by having strict protocols around Health Parameters Check, Covid-appropriate behaviors, sanitisation and social distancing.

Though the pandemic brought in certain levels of anxiety, remote working and business challenges, the Company did not lose focus on its continuous endeavour to **Build and Develop Talent**. Online learning programme, **Welearn**, covering approximately 500 employees across functions was launched to get people skilled, though remotely. This unique platform enabled employees to develop core functional skills and gave them a complete "On the go" access to a repertoire of knowledge and resources in the form of Videos, Articles, Audiobooks & EBooks. The customised learning was one of the unique factors that enabled the talent to develop in their core functions. **Arohan**, Emerging Leader program, was launched in an online avatar to develop our **Leaders of Tomorrow**, with an aim to help provide our high potential talent, skills and competencies to become Effective Enterprise Leaders. The program, spanning 9 months, focused on developing skills around Leading Self, Leading Others and Leading the Company as a whole.

In addition to ensuring the physical and emotional wellbeing, and providing a safe working environment (in-office/remotely), the Company ensured that its **culture** remains **inclusive and engaged**. Quarterly pulse surveys (Glint) were conducted to hear and listen to our employees and sense their engagement levels. The same mood got re-enforced by external survey results on engagement. Your Company was recognised during the year with several recognitions and accolades:

Whirlpool of India Limited

- **Great Place to Work as India's Best Companies to Work for in 2020.**
- **Best Employers India - 2020, by Kincentric.**

The Company also kept its endeavour on building inclusive culture by conducting a multitude of Inclusion Sessions, Breaking the Stereotype Sessions, and launching Women's exclusive forum, **Women of Whirlpool**, to ensure that all employees continuously feel welcomed, heard, valued and respected.

While there was immense ambiguity from a short term perspective, the organisation remained very firm and clear on its future growth and that meant co-creating the business ambition, for the coming years.

MANUFACTURING

World Class Manufacturing practices and Industry 4.0 technologies in our factories allow us to make a step change in sustained cost and quality competitiveness. We are constantly strengthening our manufacturing capabilities and building greater efficiencies. During the year we continued to leverage the tools and methodologies of World Class Manufacturing to solve problems, increase productivity and improve stability. During the period under review, the Company expanded its manufacturing footprint by developing a facility for semi-automatic washers at its Faridabad factory.

RISKS AND CONCERNS

There exists a robust risk management policy and framework at Whirlpool, which operates at the enterprise level. The Management Team periodically reviews the major risks and concerns which could impact the business and accordingly formulate the mitigation plans. Once the risks are identified at the functional level, a collective view of all inputs is further used to develop a matrix for enterprise level risks. The Enterprise Risk Management report is then reviewed and monitored by the Risk Management Committee and then presented to the Board of the Company.

INFORMATION TECHNOLOGY

During this current pandemic, Information Technology (IT) played a vital role in ensuring data protection, cyber security, expediting information distribution and maintaining continuity of work. The dependence on Information Technology also increased substantially because of the remote working conditions.

During the year ended 31st March, 2021, your Company has taken various initiatives to maintain business continuity, productivity and also ensuring cyber security and protection at the same time.

SUPPLY CHAIN

During the given financial year, the businesses generally faced multiple challenges which included supply chain disruptions as well. During these uncertain times, your Company was able to maintain business continuity for its manufacturing units in India through sustained supplies from both local and international suppliers. This was enabled through proactive planning, close working with the supplier partners and development of critical alternate sources to reduce dependencies and mitigate supply chain risk. We continue to develop a strong and competitive supply base leveraging Whirlpool's global strategic sourcing processes with focus on increasing local supply base every year.

INTERNAL CONTROL SYSTEMS AND ADEQUACY

The Company has a robust internal control framework commensurating with its size and the nature of its operations. The internal controls have been designed to provide reasonable assurance with regard to recording and providing reliable financial and operational information, complying with applicable statutes, safeguarding assets from unauthorized use, executing transactions with proper authorization and ensuring compliance with corporate policies. The Audit Committee evaluates the internal financial control system periodically. The Company's internal financial control framework has been established in accordance with the Committee of Sponsoring Organisation (COSO) framework and is in line with requirements of the Companies Act, 2013 ("the Act").

The Company has an independent Internal Audit Department which is also assisted by outsourced audit teams. The conduct of Internal Audit is oriented towards the review of internal controls and risks in the Company's

operations and covers all locations and business verticals In line with international practice. Additionally, the Company's focus has also been driven towards IT enablement and digitisation of key processes and controls through the ERP systems to enhance automated control transactions across key functions. The internal auditor presents the Audit plan, which is approved by the Audit Committee and the internal auditors present their report to the Audit Committee on a quarterly basis for its consideration.

The Audit Committee, consisting of Independent Directors, reviews important issues raised by the Internal and Statutory Auditors and deliberates on the remediation measures. This is done to ensure that risks are addressed and mitigated, appropriately and timely. The Audit Committee meets the Company's Statutory Auditors to ascertain, inter alia, their views on the adequacy of internal control systems and keeps the Board of Directors informed of their major observations periodically. Based on its evaluation (as provided under Section 177 of the Act and Clause 18 of SEBI (Listing Obligations and Disclosure Requirements) Regulations, 2015 ("SEBI Listing Regulations")), the Audit Committee concluded that as on March 31, 2021, the internal financial controls were adequate and operating effectively.

CAUTIONARY STATEMENT

Statements in this Annual Report, particularly those that relate to the Management Discussion and Analysis, describing the Company's objectives, projections, estimates and expectations, may constitute '*forward looking statements*' within the meaning of applicable laws and regulations. Although the expectations are based on reasonable assumptions, the actual results might differ.

BOARD MEETINGS

During the Financial Year 2020-21, 5 (five) Board meetings were held. Details of the same are available in the section 'Meetings of the Board of Directors', in the Corporate Governance Report.

Board of Directors and Key Managerial Personnel

During the year under review, Mr. Sunil D' Souza, Managing Director of the Company tendered his resignation from the services of the Company effective April 03, 2020. The Board places on record its appreciation for his invaluable contribution and guidance during his tenure with the Company. Mr. Vishal Bhola was appointed as Managing Director of the Company for a term of 5 years with effect from April 4, 2020.

Mr. Yatin Malhotra resigned from the position of the Chief Financial Officer of the Company with effect from August 31, 2020. The Board placed on record their appreciation for the services rendered by Mr. Malhotra during his tenure. Consequently, Mr. Aditya Jain was appointed as Chief Financial Officer of the Company to take over from Mr. Malhotra, with effect from September 01, 2020. Mr. Aditya Jain has been with the Company since 2011 and has held various positions in commercial and financial planning. He is a commerce graduate from Shri Ram College of Commerce, New Delhi and a member of the Institute of Chartered Accountants of India.

On the recommendation of Nomination & Remuneration Committee and subject to approval of shareholders at the ensuing Annual General Meeting, the Board approved the proposal for appointment of Mr. Arvind Uppal as Independent Director for a period of 5 consecutive years in its meeting held on June 03, 2021.

Pursuant to the provisions of Section 149 of the Act, the independent directors have submitted declarations that each of them meet the criteria of independence as provided in Section 149(6) of the Act along with Rules framed thereunder and Regulation 16(1)(b) of the SEBI Listing Regulations. There has been no change in the circumstances affecting their status as independent directors of the Company. Further the Independent Directors of the Company have confirmed compliance of relevant provisions of Rule 6 of the Companies (Appointments and Qualifications of Directors) Rules, 2014 and with the Code for Independent Directors prescribed in Schedule IV to the Act. The Board is of the opinion that the Independent Directors of the Company possess requisite qualifications, experience and expertise and hold highest standards of integrity. The details of the familiarisation programmes for the Independent Directors are available on the website of the Company at [www.whirlpoolindia.com/familiarisation program](http://www.whirlpoolindia.com/familiarisation_program).

In accordance with the provisions of the Act and the Article 115 of Article of Association of the Company Mr. AHBN Reddy, retires by rotation and being eligible, offers himself for re-appointment. A resolution seeking shareholders' approval for his re-appointment along with other required details forms part of the Notice.

Whirlpool of India Limited

Pursuant to the provisions of Section 203 of the Act, Mr. Vishal Bhola, Managing Director, Mr. AHBN Reddy, Executive Director, Mr. Aditya Jain, Chief Financial Officer and Ms. Roopali Singh, Company Secretary are the Key Managerial Personnel (KMPs) of the Company as on March 31, 2021.

DIRECTORS' RESPONSIBILITY STATEMENT

Pursuant to Section 134(5) of the Act, the Board of Directors, to the best of its knowledge and ability, confirm that:

- a. In the preparation of the annual accounts, the applicable accounting standards had been followed and that no material departures have been made from the same;
- b. They have selected such accounting policies and applied them consistently and made judgements and estimates that are reasonable and prudent so as to give a true and fair view of the state of affairs of the Company at the end of the financial year and of the profit and loss of the Company for that period;
- c. They have taken proper and sufficient care for the maintenance of adequate accounting records in accordance of the provisions of this Act for safeguarding the assets of the Company and for preventing and detecting fraud and other irregularities;
- d. They have prepared the annual accounts on a going concern basis;
- e. They have laid down internal financial controls for the Company and such internal financial controls are adequate and operating effectively; and
- f. They have devised proper systems to ensure compliance with the provisions of all applicable laws and that such systems were adequate and operating effectively.

POLICY ON DIRECTORS APPOINTMENT AND REMUNERATION

Based on the recommendation of the Nomination and Remuneration Committee (NRC), the Board has adopted the remuneration policy for Directors, Key Managerial Personnels and other Senior Management employees. The core fundamental object of the criterias is to not only attract, retain, motivate talent but also create a high performance culture which supports building of a future talent pipeline & support business in adding key capacities for future growth. The criterias selected also aim to provide a market competitive total reward opportunity that has a strong linkage to and reinforces the performance culture of the Company. The details can be accessed on the Company's website at [www.whirlpoolindia.com/NRC charter](http://www.whirlpoolindia.com/NRC_charter)

The appointment of Executive Directors, Key Managerial Personnel and Senior Management are as per the terms of their employment/contract of service and thus their terms of employment vis-à-vis salary, variable pay, notice period and severance fee, if any, are governed by the applicable policies at the relevant point in time. The total reward for Executive Directors, Key Managerial Personnel and Senior Management are reviewed and approved by the Nomination and Remuneration Committee annually. The Committee considers external benchmarks within the context of group and individual performance. A fair portion of Executive Directors total reward is linked to Company's performance. This creates alignment with the strategy and business priorities to enhance shareholder value. The Nomination and Remuneration Committee considers the feedback of annual evaluation while making recommendations regarding changes in the remuneration of the Executive Directors. The Company pays sitting fees to its Non-Executive Directors for attending meetings of the Board and meetings of committees of the Board not exceeding the limits prescribed under the Act.

The Board of Directors have also identified the core skills/expertise/competencies in the context of the Company's business required by a Director for effective functioning of the Company. The adopted skills/expertise/competencies act as guidance for the Nomination and Remuneration Committee while considering candidature for the post of Director of the Company.

PERFORMANCE EVALUATION OF DIRECTORS

In terms of the requirements of the Act and the SEBI Listing Regulations, an annual performance evaluation of the Board, its Committees and the Directors was undertaken which included the evaluation of the Board as a whole, Board Committees and peer evaluation of the Directors.

The criteria for performance evaluation of Directors covered the areas relevant to their functioning as members of Board or its Committees thereof. The manner in which the performance evaluation of the Board, its Committees, the Chairman and the Directors individually has been carried out have been explained in the 'Corporate Governance Report' which forms an annexure to this Report.

RELATED PARTY DISCLOSURES

In line with the requirements of the Act and SEBI Listing Regulations, the Company has formulated a Policy on Related Party Transactions, which is also available on the Company's website at www.whirlpoolindia.com/relatedpartypolicy.

This policy deals with the review and approval of related party transactions. The Board of Directors of the Company have approved the criteria to grant omnibus approval by the Audit Committee within the overall framework of the policy on related party transactions. Prior omnibus approval is obtained for related party transactions which are of repetitive nature and entered in the ordinary course of business and at arm's length.

The Related Party Transactions during the financial year ended 31st March, 2021 were reviewed and approved by the Audit Committee and were also placed before the Board. There are no materially significant related party transactions made by the Company with Promoters, Directors, Key Managerial Personnel or other related parties which may have a potential conflict with the interest of the Company at large. Particulars of contracts or arrangements with related parties referred to in sub-section (1) of section 188 in the prescribed form (Form AOC-2) is attached as **Annexure - C**.

PARTICULARS OF LOANS, GUARANTEES OR INVESTMENTS

Loans, guarantees and investments covered under Section 186 of the Act form part of the notes to the financial statements provided in this Annual Report.

AUDIT COMMITTEE

As on 31st March, 2021, the Audit Committee comprises 4 (Four) Non-Executive Directors, namely, Mr. Rahul Bhatnagar, Mr. Arvind Uppal, Mrs. Sonu Bhasin and Mr. Pradeep Banerjee. Powers and role of the Audit Committee are included in the Corporate Governance Report. All the recommendations made by the Audit Committee were accepted by the Board of Directors.

Mr. Rahul Bhatnagar, Chairman of the Committee has adequate financial and accounting knowledge. The Chief Financial Officer, Internal Auditor and the Statutory Auditors of the Company are permanent invitees to the meetings of the Audit Committee. It is a practice of the Committee to extend an invitation to the Managing Director and Cost Auditor to attend the meeting as and when required.

Ms. Roopali Singh, Company Secretary, acts as Secretary of the Audit Committee.

CORPORATE SOCIAL RESPONSIBILITY (CSR)

In terms of Section 135 of the Act read with Companies (Corporate Social Responsibility Policy) Rules, 2014 as amended ("CSR Rules") and in accordance with the CSR Policy, during the financial year 2020-21, your Company has spent two percent of the average net profits of your Company during the three immediately preceding financial years.

The activities undertaken by the Company are available on Company's website: www.whirlpoolindia.com and further details of the CSR activities are contained in **Annexure - D** forming part of this Report.

RISK MANAGEMENT

The Board of Directors have constituted a Risk Management Committee (RMC) to identify elements of risk in different areas of operations and to develop policy for actions associated to mitigate the risks. The RMC on a timely basis informed members of the board of directors about risk assessment and minimization procedures. The details of the Risk Management Committee are included in the Corporate Governance Report which forms part of this Report.

VIGIL MECHANISM/WHISTLE BLOWER POLICY

The Company has established a vigil mechanism through which directors, employees and business associates may report unethical behavior, malpractices, wrongful conduct, fraud, violation of Company's Code of Conduct/ Integrity Manual etc without fear of reprisal.

Whirlpool of India Limited

The Company complaints, if any, made are reported to the Audit Committee and no personnel has been denied access to the Audit Committee. The Company has scheduled various training sessions for its employees from time to time to sensitise them on the availability and accessibility of the mechanism.

Further information on the subject can be referred to in section 'Other Disclosures - Integrity Manual/Whistle Blower Policy/Vigil Mechanism' of the Corporate Governance Report and on Company's website: www.whirlpoolindia.com

AUDITORS AND AUDITORS' REPORT

Statutory Auditors

Shareholders of the Company at its 56th Annual General Meeting approved appointment of M/s MSKA & Associates (ICAI Firm Registration No.: 105047W), Chartered Accountants, as Statutory Auditors of the Company, for a term of 5 years from the conclusion of the 56th Annual General Meeting (AGM) until the conclusion of the 61st AGM, subject to ratification by members every year. The requirement of ratification of appointment of Statutory Auditors have been withdrawn consequent upon the changes made by the Companies (Amendment) Act, 2017 with effect from May 07, 2018. The Statutory Auditors have confirmed they are not disqualified from continuing as Auditors of the Company.

The Report given by M/s. MSKA & Associates, Chartered Accountants (ICAI Firm Registration No.: 105047W), Statutory Auditors on the financial statement of the Company for the financial year 2020-21 is part of the Annual Report. The Notes on financial statements referred to in the Auditor's Report are self-explanatory and do not call for any further comments. During the year under review, the Auditors had not reported any matter under Section 143(12) of the Act, therefore no detail is required to be disclosed under Section 134(3)(ca) of the Act.

Secretarial Auditors

Pursuant to Section 204 of the Act, Mr. N. C. Khanna (ICSI Membership No.: 4268 & Certificate of Practice No.: 5143) a Practising Company Secretary was reappointed as Secretarial Auditor of the Company for the financial year ending 31st March, 2021.

In terms of Section 204 of the Act read with the Companies (Appointment and Remuneration of Managerial Personnel) Rules, 2014, the Audit Committee recommended and the Board of Directors appointed Mr. N. C. Khanna (ICSI Membership No.: 4268 & Certificate of Practice No.: 5143) a Practising Company Secretary as the Secretarial Auditor of the Company in relation to the financial year ending 31st March, 2022.

The Company has received their written consent that the appointment is in accordance with the applicable provisions of the Act and rules framed thereunder. The Secretarial Auditor have confirmed that they are not disqualified to be appointed as the Secretarial Auditor of the Company for the year ending 31st March, 2022.

The Secretarial Audit Report submitted by them in the prescribed form MR-3 is attached as **Annexure - E** and forms part of this report. There are no qualifications, reservations or adverse remarks made by Secretarial Auditor in its Report.

During the year, your Company has complied with applicable Secretarial Standards i.e. SS-1 and SS-2, relating to "Meetings of the Board of Directors" and "General Meetings", respectively.

Cost Auditors

Pursuant to the provisions of Section 141 read with Section 148 of the Act and Rules made thereunder M/s R. J. Goel & Co., Cost Accountants (Firm Registration No.: 00026) were reappointed as the Cost Auditors of the Company for the financial year ending 31st March, 2021 to conduct cost audit of the accounts maintained by the Company in respect of the various products prescribed under the applicable Cost Audit Rules.

The remuneration of Cost Auditors has been approved by the Board of Directors on the recommendation of the Audit Committee. The requisite resolution for approval of remuneration of Cost Auditors by members of the Company has been set out in the Notice of the ensuing Annual General Meeting. Further, on the recommendation of the Audit Committee, the Board of Directors have also reappointed them as Cost Auditors for financial year

2021-22, to conduct cost audit of the accounts maintained by the Company in respect of the various products prescribed under the applicable Cost Audit Rules.

The Cost Audit Report for the financial year 2019-20, issued by M/s R. J. Goel & Co., Cost Auditors, in respect of the various products prescribed under Cost Audit Rules was filed with the Ministry of Corporate Affairs (MCA) during the year.

COMPLIANCE WITH SECRETARIAL STANDARDS

The Company has complied with all the applicable provisions of Secretarial Standards on Meetings of Board of Directors (SS-1) and Secretarial Standard on General Meetings (SS-2) issued by the Institute of Company Secretaries of India.

TRANSFER TO INVESTOR EDUCATION AND PROTECTION FUND

In terms of the provisions of Section 124 and 125 of the Act read with the provisions of Investor Education and Protection Fund (Accounting, Audit, Transfer and Refund) Rules, 2016/Investor Education and Protection Fund (Awareness and Protection of Investors) Rules, 2001, during the financial year there was no unclaimed amount or shares that were required to be transferred to the Investor Education and Protection Fund (IEPF) established by Central Government.

The Company has appointed a Nodal Officer under the provisions of IEPF, the details of which are available on the website of the Company at www.whirlpoolindia.com under Investor's section.

LISTING OF SHARES

The shares of the Company are listed on the National Stock Exchange of India Limited (NSE) and BSE Limited (BSE).

CORPORATE GOVERNANCE

Your Company upholds the standards of governance and is compliant with the Corporate Governance provisions as stipulated under SEBI Listing Regulations. A report on Corporate Governance is annexed as **Annexure - A** and forms part of Annual Report along with Compliance Certificate issued by Statutory Auditors is enclosed as part of Corporate Governance Report.

CONSERVATION OF ENERGY, TECHNOLOGY ABSORPTION, FOREIGN EXCHANGE EARNINGS & OUTGO

In accordance with the requirements of Section 134(3)(m) of the Act read with Rule 8(3) of The Companies (Accounts) Rules, 2014, statement showing particulars with respect to Conservation of Energy, Technology Absorption and Foreign Exchange Earnings and Outgo are annexed hereto as **Annexure - F** and form part of this report.

PARTICULARS OF EMPLOYEES

The statement of Disclosure of Remuneration under Section 197 of the Act and Rule 5(1) of the Companies (Appointment and Remuneration of Managerial Personnel) Rules, 2014 ('Rules'), is appended as **Annexure - G** to the Report. The information as per Rule 5 of the Rules, forms part of this Report. However, as per second proviso to Section 136(1) of the Act and second proviso of Rule 5 of the Rules, the Report and Financial Statements are being sent to the Members of the Company excluding the statement of particulars of employees under Rule 5(2) of the Rules. Any Member interested in obtaining a copy of the said statement may write to the Company Secretary at the Registered Office of the Company.

ANNUAL RETURN

The Annual Return as required under Section 92 and Section 134 of the Act read with Rule 12 of the Companies (Management and Administration) Rules, 2014 is available on the Company's website at www.whirlpoolindia.com.

PUBLIC DEPOSITS

During the Financial Year 2020-21 your Company has not accepted any public deposits in terms of Chapter V of the Act.

Whirlpool of India Limited

SIGNIFICANT MATERIAL ORDERS PASSED BY REGULATORS/ COURTS/ TRIBUNALS

No significant or material orders were passed by the Regulators or Courts or Tribunals which impacts the going concern status and Company's operations in future.

BUSINESS RESPONSIBILITY REPORT

In terms of the requirements of Regulation 34(2)(f) of the SEBI Listing Regulations a report on Business Responsibility forms part of this Annual Report in the format prescribed by SEBI and is annexed herewith as **Annexure - H**.

ACKNOWLEDGMENT AND APPRECIATION

This year was like none before. During the entire year the pandemic has kept a firm grip on the world and our Company. Despite the challenges all our employees, especially the front line employees working in our factories, sales and service, demonstrated unwavering commitment which helped us deliver our commitment to serve our consumers at all times. The Directors place on record their deep gratitude for the fervor and diligent efforts of all the employees. The Board also places on record its appreciation for the support and cooperation your Company has been receiving from trade partners, shareholders, suppliers, Banks, Stock Exchanges, Government & Regulatory Authorities.

For and on behalf of the Board of Directors

Place of signature : Gurugram, Haryana
Date : June 15, 2021

Arvind Uppal
Chairman
DIN: 00104992

Vishal Bholra
Managing Director
DIN: 08668079

The Directors present the Company's Report on Corporate Governance pursuant to the Securities and Exchange Board of India (Listing Obligations and Disclosure Requirements) Regulations, 2015.

1. THE COMPANY'S GOVERNANCE PHILOSOPHY

At Whirlpool, our values are the distinct and enduring character of our Company and an important part of our heritage. Over the years the Company has followed responsible corporate governance practices and it truly believes that responsible Corporate conduct is integral to the way we do business. Our diverse and experienced Board provided strategic oversight to help us to overcome the uncertainties of 2020-21 and end the year in a stronger place than we began. An integration of its environmental, social, and governance principles has held the Company stronger during these difficult times.

We believe we have a responsibility to leave the world a better place now and for generations to come and we forge ahead as we have always done: doing the right thing, the right way, with integrity.

Your Company has successfully implemented the principles of its Integrity Manual (Code of Conduct) for its employees including the Managing Director and the Executive Directors. Your Company also has a Code of Conduct for its non-executive directors which includes Code of Conduct for Independent Directors which suitably incorporates the duties of independent directors as laid down in the Companies Act, 2013 ("the Act"). Your Company is in compliance with the requirements stipulated under Securities and Exchange Board of India (Listing Obligations and Disclosure Requirements) Regulations, 2015 ("SEBI Listing Regulations"), as applicable, with regard to corporate governance.

In addition to compliance with regulatory requirements and with the spirit of good corporate governance, the Company endeavours to ensure that the highest standards of ethics and responsible conduct are met throughout the organisation.

2. BOARD OF DIRECTORS

Composition

The Company believes in having a diverse and optimum combination of Executive and Non-Executive Directors which helps in improving the quality of Corporate Governance and act in the best interest of the Company. The Board members have diverse experience and expertise to provide strategic direction to the Company's management. The external perspective of all Independent Directors helps in ensuring that the decisions are taken in the best interests of the stakeholders and the Company.

The composition of the Board is in conformity with Regulation 17 of the SEBI Listing Regulations read with Section 149 of the Act. At present, the Board has seven directors. The composition of the Board and the directorship and committee positions held by the Directors in other companies as on 31st March, 2021 is mentioned in the table below:

Name of the Director	Category	No. of directorship in other companies	No. of committee position(s) held in other public companies	
			Chairman	Member
Mr. Arvind Uppal	Chairman Non Executive	2	1	1
Mr. Vishal Bhola	Managing Director	1	-	-
Mr. AHBN Reddy	Executive Director	-	-	-

Name of the Director	Category	No. of directorship in other companies	No. of committee position(s) held in other public companies	
			Chairman	Member
Mr. Anil Berera	Non-Executive Director	-	-	-
Mr. Pradeep Banerjee	Non-Executive Independent Director	3	-	3
Mr. Rahul Bhatnagar	Non-Executive Independent Director	3	3	4
Ms. Sonu Halan Bhasin	Non-Executive Independent Director	4	1	3

Mr. Sunil D'Souza resigned from the Board with effect from 03rd April, 2020. Mr. Vishal Bhola (DIN: 08668079) was appointed as Managing Director for a term of five consecutive years with effect from 04th April, 2020.

Note:

- Owing to COVID-19 pandemic and to ensure adherence to the lockdown and social distancing norms, the directors participated in the meetings of the Board and Committees held after March 2020 through video conferencing/ other audio visual means. The meetings and agenda items taken up during the meetings complied with the Act and SEBI Listing Regulations read with various circulars issued by Ministry of Corporate Affairs (MCA) and Securities Exchange Board of India ("SEBI") in light of COVID 19 pandemic. All material information was circulated to the directors before the meeting or placed at the meeting, including minimum information required to be made available to the Board as prescribed under Part-A of Schedule II of sub-regulation 7 of Regulation 17 of the Listing Regulations.
- Directorship above excludes directorship in private limited companies, foreign companies and Companies under Section 8 of the Act.
- Committee position covers Chairmanship/Membership of Audit Committee and Stakeholders Relationship Committee of unlisted and listed public companies.
- As on 31st March, 2021, our Directors holds directorship in following listed entities :

Name of Director	Name of Listed Entity	Category of Directorship
Arvind Uppal	<ul style="list-style-type: none"> • Akzo Nobel India Limited • Gulf Oil Lubricants India Limited 	Independent Director
Sonu Halan Bhasin	<ul style="list-style-type: none"> • Sutlej Textiles and Industries Limited • Berger Paints India Limited • Indus Towers Limited 	Independent Director
Rahul Bhatnagar	<ul style="list-style-type: none"> • Rossell India Limited • Akzo Nobel India Limited • Sanofi India Limited 	Independent Director
Pradeep Banerjee	<ul style="list-style-type: none"> • Gabriel India Limited • Chambal Fertilisers and Chemicals Limited • Jubilant Ingrevia Limited 	Independent Director

Mr. Vishal Bhola, Mr. AHBN Reddy and Mr. Anil Berera do not hold any directorships in listed entities.

As on the date of the report Mr. Arvind Uppal and Mr. Rahul Bhatnagar have resigned from the Board of Directors of Akzo Nobel India Limited.

- As per Regulation 17A of SEBI Listing Regulation, all directors meet the criteria of maximum number of directorship i.e., none of the directors hold directorship in more than eight listed entities or serve as an independent director in more than seven listed entities. Further, the Managing Director of the Company does not serve as an Independent Director in any listed entity.

- None of the Directors is a member of more than ten committees or chairman of more than five committees across all the public companies in which he/she is a Director. The limit of the Board Committees, chairpersonship and membership of the Audit Committee and Stakeholders' Relationship Committee has been considered as per Regulation 26(1)(b) of SEBI Listing Regulations.

A brief resume of the Directors are available at the website of the Company at www.whirlpoolindia.com.

Board Meetings

During the Financial Year 2020-21 the Board of Directors met five times on (i) 18th June, 2020 (ii) 09th July, 2020 (iii) 06th August, 2020 (iv) 02nd November, 2020 and (v) 04th February, 2021. All the Directors attended all the meetings held in FY 2020-21 through Video Conference/Other Audio Visual Means ("VC/OAVM") and were also present in the Annual General Meeting of the Company held through VC/OAVM.

Confirmation and Certifications

The directors are not related to each other. None of the Independent or Non-Executive Directors held any equity shares and convertible instruments of the Company during the financial year ended 31st March, 2021.

Pursuant to Regulation 34(3) and Schedule V, Para C, clause (10)(i) of the SEBI Listing Regulations, the Company has obtained a certificate from Mr. N C Khanna, Practicing Company Secretary, confirming that none of the Directors on the Board of the Company have been debarred or disqualified from being appointed or continuing as Directors of Companies by SEBI, MCA or any other authority and the same forms part of this Report (**Annexure-B**).

Independent Directors are non-executive directors as defined under Regulation 16(1)(b) of the SEBI Listing Regulations read with Section 149(6) of the Act along with rules framed thereunder. In terms of Regulation 25(8) of SEBI Listing Regulations, they have confirmed that they are not aware of any circumstance or situation which exists or may be reasonably anticipated that could impair or impact their ability to discharge their duties. Based on the declarations received from the Independent Directors, the Board of Directors has confirmed that they meet the criteria of independence as mentioned under Regulation 16(1)(b) of the SEBI Listing Regulations and that they are independent of the management. A formal letter of appointment to Independent Directors as provided in the Act has been issued and disclosed on the website of the Company viz. www.whirlpoolindia.com/boardofdirectors.

Familiarization Programme

The Company has a familiarisation programme for Independent Directors which includes an induction programme and thereafter programmes with regard to:

- their roles, rights, responsibilities in the Company;
- evolving business and regulatory environment;
- strategy session and immersion session on business.

In pursuit of this requirement your Company on a regular basis appraises the Board with the Company's affairs, policies, future plans, challenges etc., which enables them to effectively discharge their role.

As part of the induction programme, senior officials of Management provide an overview to familiarize new Directors with the Company's business operations, its products, structures, challenges, regulations, technology etc accompanied with operational overview by way of plant visits. However, plant visits could not be scheduled in the Financial Year 2020-21 due to the ongoing pandemic. The Directors of the Company are also updated on changes/developments in the industry including those pertaining to statutes/legislations & economic environment and on matters affecting the Company, to enable them to take well informed and timely decisions.

The details regarding Independent Directors' Familiarization Programme are given under the Investor section on the website of the Company and can be accessed at www.whirlpoolindia.com/familiarisation_program.

Separate Meeting of Independent Directors

Schedule IV of the Act and the Rules thereunder as well as Reg 25(3) of SEBI Listing Regulations mandate that the Independent Directors of the Company shall meet at least once in a financial year.

Whirlpool of India Limited

During the given financial year, a separate meeting of the Independent Directors was held on 18th June, 2020 without the attendance of non-independent directors and members of the management. All Independent Directors attended the said meeting through VC/OAVM. At the meeting, performance of Non – Independent Directors, Board as a whole and the Chairman of the Board was reviewed. They also reviewed the flow of information between management and the Board. Statutory Auditors were invited to have an independent discussion with Independent Directors without the presence of the Company's management.

Core skills, expertise & competencies

The Board comprises qualified and experienced members who are from diverse fields and possess the requisite skills, expertise and competencies that are required for making effective contributions to the Board and its committees. The core skills/expertise/competencies as identified by the Board of Directors as required in the context of the Company's business and sector for it to function effectively and those actually available with the Board are given below. The matrix below highlights the skills and expertise, which are currently available with the Board of the Company:

Skills and its description	Arvind Uppal	Vishal Bhola	AHBN Reddy	Anil Berera	Pradeep Banerjee	Rahul Bhatnagar	Sonu Bhasin
Leadership:	✓	✓	✓	✓	✓	✓	✓
Ability and experience in leading critical areas for large corporations and having astute knowledge of the business environment, complex business processes, strategic planning, risk management, etc.							
Strategic Insights:	✓	✓		✓	✓	✓	✓
Expertise and experience of evaluating business strategic opportunities to determine long term strategic fit with business, strong value creation, potential and clear execution capabilities.							
Innovation & Product Development Knowledge:	✓	✓	✓				
Product leadership is key to Company's growth and success. Directors with expertise in understanding emerging trends and innovations can provide unique perspectives on product development and innovation strategy which makes business more competitive and sustainable.							
Financial Acumen:				✓	✓	✓	✓
Commercial and financial acumen to critique Company's financial performance and evaluate Company's strategies and action plans in the context of their financial outcomes. Proficiency and experience of complex financial reporting processes, internal controls, risk management frameworks and emerging financial trends.							
Understanding of Industry and Operations:	✓	✓	✓	✓	✓		
Experience and knowledge of the operations, key growth drivers, distribution and manufacturing strategies, business environment and changing trends in the consumer industry							
Governance and Regulatory Knowledge:	✓	✓	✓	✓	✓	✓	✓
Understanding of the legal ecosystem, regulations, which impact the Company and possess knowledge on matters of regulatory compliance, governance. .							

3. COMMITTEES OF THE BOARD

Details of the Committees and other related information as on 31st March, 2021 is provided hereunder:

Composition of Committees

Audit Committee	Nomination and Remuneration Committee
<ul style="list-style-type: none"> Mr. Rahul Bhatnagar (Chairman) Mr. Arvind Uppal Mr. Pradeep Banerjee Ms. Sonu Bhasin 	<ul style="list-style-type: none"> Mr. Pradeep Banerjee (Chairman) Mr. Arvind Uppal Mr. Anil Berera Mr. Rahul Bhatnagar Ms. Sonu Bhasin
Stakeholder Relationship Committee	Corporate Social Responsibility Committee
<ul style="list-style-type: none"> Mr. Arvind Uppal (Chairman) Mr. Pradeep Banerjee Mr. Anil Berera 	<ul style="list-style-type: none"> Mr. Arvind Uppal (Chairman) Mr. Rahul Bhatnagar Mr. Anil Berera
Risk Management Committee	Executive Committee
<ul style="list-style-type: none"> Mr. Vishal Bhola (Chairman) Mr. AHBN Reddy Mr. Aditya Jain (Chief Financial Officer)* 	<ul style="list-style-type: none"> Mr. Vishal Bhola Mr. AHBN Reddy

*Mr. Aditya Jain, CFO was appointed as member of the Risk Management Committee wef 01st September, 2020 and Mr. Yatin Malhotra resigned as CFO wef 31st August, 2020.

Ms. Roopali Singh, Company Secretary acts as Company Secretary for all the Committees of the Board.

Meetings of the Committees held during the year under review and their attendance is as follows:

Committees of the Board	Audit Committee	Nomination & Remuneration Committee	Stakeholder Relationship Responsibility Committee	Corporate Social Committee	Risk Management
Meetings held	5	3	4	1	1

All members of the Committees attended all the meetings held during the Financial year.

(i) Audit Committee

Meeting Details

During the Financial Year 2020-21, the Audit Committee met five times on (i) 18th June, 2020 (ii) 09th July, 2020 (iii) 06th August, 2020 (iv) 02nd November, 2020 and (v) 04th February, 2021. The time gap between any two meetings was less than one hundred and twenty days, unless exemption was granted by SEBI and MCA. All the meetings were attended by the members through VC/OAVM.

General

The powers, role and terms of reference of the Audit Committee covers the areas as contemplated under Section 177 of the Act and Regulation 18 of SEBI Listing Regulations, as applicable, besides other terms as referred by the Board of Directors.

Members of this Committee are financially literate and possess a sound knowledge of accounts, finance and audit matters. The Internal Auditors and the representative of the Statutory Auditors are permanent invitees to the Audit Committee meetings. The Chairperson, by practice, extends the invite for the meeting to the Managing Director and to the Cost Auditors whenever required.

Whirlpool of India Limited

The previous Annual General Meeting ("AGM") of the Company was held on 21st August, 2020 through Video Conference/Other Audio Visual Means ("VC/OAVM") and was attended by the Chairman of the Audit Committee.

Terms of Reference

The Committee is governed by a Charter which is in line with the regulatory requirements mandated by Regulation 18 of SEBI Listing Regulations. The functioning and terms of reference of the Audit Committee including the role, powers and duties, quorum for meeting and frequency of meetings, have been devised keeping in view the requirements of the Act and SEBI Listing Regulations.

The role & responsibilities and terms of reference of the Audit Committee inter alia include:

- i. Oversight of the company's financial reporting process and the disclosure of its financial information to ensure that the financial statement is correct, sufficient and credible;
- ii. Recommendation for appointment, remuneration and terms of appointment of auditors of the company;
- iii. Approval of payment to statutory auditors for any other services rendered by the statutory auditors;
- iv. Reviewing, with the management, the annual financial statements and auditor's report thereon before submission to the board for approval, with particular reference to:
 - Matters required to be included in the Director's Responsibility Statement to be included in the Board's report in terms of clause (c) of sub-section 3 of section 134 of the Companies Act, 2013
 - Changes, if any, in accounting policies and practices and reasons for the same
 - Major accounting entries involving estimates based on the exercise of judgment by management
 - Significant adjustments made in the financial statements arising out of audit findings
 - Compliance with listing and other legal requirements relating to financial statements
 - Disclosure of any related party transactions
 - Qualifications in the draft audit report
- v. Reviewing, with the management, the quarterly financial statements before submission to the board for approval;
- vi. Reviewing, with the management, the statement of uses/application of funds raised through an issue (public issue, rights issue, preferential issue, etc.), the statement of funds utilized for purposes other than those stated in the offer document/prospectus/notice and the report submitted by the monitoring agency monitoring the utilisation of proceeds of a public or rights issue, and making appropriate recommendations to the Board to take up steps in this matter;
- vii. Review and monitor the auditor's independence and performance, and effectiveness of audit process;
- viii. Approval or any subsequent modification of transactions of the company with related parties;
- ix. Scrutiny of inter-corporate loans and investments;
- x. Valuation of undertakings or assets of the company, wherever it is necessary;
- xi. Evaluation of internal financial controls and risk management systems;
- xii. Reviewing, with the management, performance of statutory and internal auditors, adequacy of the internal control systems;
- xiii. Reviewing the adequacy of internal audit function, if any, including the structure of the internal audit department, staffing and seniority of the official heading the department, reporting structure coverage and frequency of internal audit;
- xiv. Discussion with internal auditors of any significant findings and follow up thereon;
- xv. Reviewing the findings of any internal investigations by the internal auditors into matters where there is suspected fraud or irregularity or a failure of internal control systems of a material nature and reporting the matter to the board;

- xvi. Discussion with statutory auditors before the audit commences, about the nature and scope of audit as well as post-audit discussion to ascertain any area of concern;
- xvii. To look into the reasons for substantial defaults in the payment to the depositors, debenture holders, shareholders (in case of non-payment of declared dividends) and creditors;
- xviii. To review the functioning of the Whistle Blower mechanism;
- xix. Approval of appointment of CFO (i.e., the whole-time Finance Director or any other person heading the finance function or discharging that function) after assessing the qualifications, experience and background, etc. of the candidate;
- xx. Carrying out any other function as is mentioned in the terms of reference of the Audit Committee.

The Committee is regularly updated on the statutory and regulatory amendments including Act and SEBI Listing Regulations and the enhanced role and responsibilities of the Committee.

(ii) Nomination and Remuneration Committee

Meeting Details

During the year under review, three meetings of the Nomination and Remuneration Committee were held on (i) 18th June, 2020 (ii) 09th July, 2020 and (iii) 04th February, 2021. All the meetings were attended by the members through VC/OAVM.

The Company complies with the provisions related with Nomination and Remuneration Committee in terms of Regulation 19 of SEBI Listing Regulations as well as in terms of the provisions of Section 178 of the Act.

Terms of reference of the Nomination and Remuneration Committee are as per the guidelines set out in the Act and SEBI Listing Regulations that inter alia includes:

- a. The formation of policy for determining qualifications, positive attributes and independence of a director and remuneration for the Directors, Key Managerial Personnel and other Senior Management and recommending the same to the Board;
- b. The formulation of criteria for evaluation of performance of Independent Directors and the Board of Directors;
- c. Devising a policy on diversity of Board of Directors;
- d. Identification of persons who are qualified to become directors and who may be appointed in Senior Management in accordance with the criteria as per the policy approved by the Board;
- e. The formulation of criteria and carryout evaluation of each Director's performance and performance of the Board as a whole;
- f. The recommendation of remuneration for the Directors and Senior Management to remain competitive in the industry, to attract and retain good talent and appropriately reward the employees and directors for their performance and contribution to the business

Performance Evaluation

In terms of the requirement of the Act and the SEBI Listing Regulations, performance evaluation is undertaken annually to assess the performance with an aim to improve the effectiveness of the Board, its Committees and the Directors which includes evaluation of the Board as a whole, Board Committees and peer evaluation of the Directors. The criteria for performance evaluation covers the areas relevant to the functioning of the Board and Board Committees such as its composition, oversight and effectiveness, performance, skills, structure etc. The performance of individual directors is evaluated on the parameters such as preparation, participation, conduct, independent judgement, transparency, ethics and their effectiveness. The performance evaluation of Independent Directors is done by the entire Board of Directors and in the evaluation of the Directors, the Directors being evaluated do not participate.

During the year, performance evaluation was completed internally and as an outcome of the above exercise, it was noted that the Board as a whole is functioning as a cohesive body which is well engaged. Since the

Whirlpool of India Limited

Board Members come from different backgrounds they bring about different perspectives and deliberations which complement and enrich the Board and Committee Meetings discussions.

Remuneration Policy

In adherence of section 178(1) of the Act, the Board of Directors of the Company, based on the recommendations of the Nomination and Remuneration Committee had approved and adopted the policy for directors' appointment and remuneration including criteria for determining qualifications, positive attributes, experience and independence of a director.

The broad parameters covered under the Policy are – Company Philosophy, Guiding Principles, nomination principles, remuneration of Directors, nomination and remuneration of the Key Managerial Personnel (Other than Managing/ Whole-time Directors), Key-Executives and Senior Management. The detailed terms are available under the Investor section on the website of the Company at [www.whirlpoolindia.com/NRC charter](http://www.whirlpoolindia.com/NRC_charter)

Director's Remuneration

Non-Executive Independent/Non-Independent Directors

The Independent and Non-Independent Directors are entitled to sitting fees for attending meetings of the Board and its Committees. They were paid a sitting fee of INR 1,00,000 for every meeting of the Board and the Audit Committee and INR 75,000 for each Nomination & Remuneration Committee, Corporate Social Responsibility Committee and Stakeholders Relationship Committee meeting.

Since there were no physical meetings held during the year there was no reimbursement made for travelling and other expenses. Independent directors do not have any pecuniary relationship or transaction with the Company.

Remuneration paid to Executive Directors during the financial year 2020-21

(INR in Lacs)

Name of the Director	Basic Salary	Allowances	Perquisites	Performance Bonus	PF Contribution	ESOP from Whirlpool Corporation	Total
Mr. Sunil D'souza*	0.62	1.50	0.29	—	0.07	—	2.48
Mr. Vishal Bhola, Managing Director^	70.80	165.93	3.32	63.99	8.14	185.66	497.82
Mr. AHBN Reddy, Executive Director	35.24	62.67	2.95	13.76	4.05	12.47	131.14

*Mr. Sunil D' Souza resigned as Managing Director with effect from 03rd April, 2020

^Mr. Vishal Bhola was appointed as Managing Director with effect from 04th April, 2020.

Other Terms

- Performance Bonus are based on performance review of the Key Responsibility Areas (KRAs) and other measurable indicators along with performance of the organization, profitability and other financial indicators.
- Notice Period – 3 Months, Severance Fees – NIL, Stock Options– NIL
- ESOP from Whirlpool Corporation, ultimate holding company.
- Total remuneration does not include Gratuity and Leave encashment.

Sitting Fees paid to Non- Executive Directors during the financial year 2020-21

(INR in Lacs)

Name of the Directors	Sitting fees paid in FY 2020-21
Arvind Uppal	16.00
Anil Berera	11.00
Pradeep Banerjee	15.25
Rahul Bhatnagar	13.00
Sonu Bhasin	12.25
TOTAL	67.50

Other Terms

During the year under review, there were no other pecuniary transactions or relationships of Non-Executive Directors with the Company. The Company has not granted any stock options of the Company to its Non-Executive Directors.

(iii) Stakeholders' Relationship Committee

Meeting Details

During the Financial Year 2020-21, the Committee met four times on (i) 18th June, 2020 (ii) 06th August, 2020 (iii) 02nd November, 2020 and (iv) 04th February, 2021. All the meetings were attended by all the members through VC/OAVM.

Terms of Reference

The Committee ensures cordial investor relations and oversees the mechanism for redressal of investors' grievances. The Committee specifically looks into redressing shareholders'/ investors' complaints/ grievances pertaining to share transfers/transmissions, non-receipts of annual reports, issuance of duplicate shares, exchange of new share certificates, recording dematerialization/ rematerialization of shares and related matters.

The roles and responsibilities of the Stakeholders Relationship Committee are as prescribed under Section 178 of the Act and Regulation 20 of the SEBI Listing Regulations. The Committee also reviews the various measures taken for reducing the quantum of unclaimed dividends and ensures timely receipt of dividend warrants/annual reports/statutory notices by the shareholders of the Company. The Committee reviews the measures taken for effective exercise of voting rights by shareholders and adherence to the service standards adopted in respect of various services being rendered by the Registrar & Share Transfer Agent.

During the year, thirteen (13) complaints were received from the shareholders and investors which were suitably dealt. The complaints have been resolved to the satisfaction of complainants. As on 31st March, 2021, three (3) complaints were pending. Pursuant to Circular dated 27th March, 2019, the Securities and Exchange Board of India (SEBI) had effective from 01st April, 2019 mandated transfer of shares in dematerialised form. The Company attends to the investors' grievances/correspondence expeditiously except in the cases that are constrained by disputes or legal impediments.

(iv) Corporate Social Responsibility (CSR) Committee

Meeting Details

During the Financial Year 2020-21, the Committee met once on 18th June, 2020. All the members attended the meeting through VC/OAVM.

Terms of reference

The Committee oversees, inter-alia, corporate social responsibility and other related matters and discharges the roles as prescribed under Section 135 of the Act read with Companies (Corporate Social Responsibility Policy) Rules, 2014, as amended, which includes formulating and recommending to the Board a Corporate Social Responsibility (CSR) Policy covering the activities to be undertaken by the Company, as per Schedule

Whirlpool of India Limited

VII to the Act; recommending the amount of expenditure to be incurred; and monitoring and reviewing of the CSR Policy of the Company.

(v) Risk Management Committee

Pursuant to requirements of SEBI Listing Regulations, the Board of Directors at their meeting held on 04th February, 2019 constituted the Risk Management Committee.

Meeting Details

During the financial year ended 31st March, 2021, the Risk Management Committee met once on 16th June, 2020 for reviewing the Company level risks (including risks related to COVID) and mitigation plans and actions. All members as on the date of meeting i.e. Mr. Vishal Bhola, Mr. AHBN Reddy and Mr. Yatin Malhotra attended the meeting through VC/OAVM. Mr. Yatin Malhotra ceased to be a member of the Committee with effect from 31st August, 2020 and Mr. Aditya Jain was appointed as member of the Committee with effect from 01st September, 2020.

Terms of Reference

The roles and responsibilities of the Risk Management Committee are as prescribed in Regulation 21 of SEBI Listing Regulations and includes assessing, reviewing and monitoring the Risk Management Policy. The Committee evaluates the identified risk and advises on suitable mitigation plan.

vi) Executive Committee of the Board

The Board has an Executive Committee to look into the operational matters viz management of Bank account, authority matrix, authorization for business purpose etc. During the financial year, Mr. Sunil D' Souza ceased to be a member of the Committee with effect from 03rd April, 2020 and Mr. Vishal Bhola, Managing Director was appointed as member of the Committee with effect from 04th April, 2020. Mr. Vishal Bhola, Managing Director and Mr. AHBN Reddy, Executive Director are the members of the Committee.

4. GENERAL BODY MEETINGS

Details of the Annual General Meeting held in the last three years along with special resolutions passed thereat:

Year	Day, Date & Time	Place	Particulars of Special Resolutions passed
2018	Monday, 17 th September, 2018 at 11:00 A.M.	Whirlpool of India Ltd. Plot No.A-4 , MIDC , Ranjangaon, Taluka: Shirur, Dist : Pune, Maharashtra	1. Remuneration payable to Mr. Arvind Uppal (DIN: 00104992) as Non-Executive Chairman of the Company. 2. Appointment of Mr. Arumalla Hari Bhavanarayana Reddy (DIN: 08060227) as Executive Director. 3. Revision of remuneration payable to Mr. Anil Berera (DIN: 00306485), Executive Director
2019	Tuesday, 13 th August, 2020 at 11:00 A.M.	Whirlpool of India Ltd. Plot No.A-4 , MIDC , Ranjangaon, Taluka: Shirur, Dist : Pune, Maharashtra	1. Re-appointment of Ms. Sonu Halan Bhasin (DIN: 02872234) as Independent Director of the Company.
2020	Friday, 21 st August, 2020 at 11:00 A.M. through VC/OAVM	Deemed Venue - Whirlpool of India Ltd. Plot No.A-4 , MIDC , Ranjangaon, Taluka: Shirur, Dist : Pune, Maharashtra	1. Appointment of Mr. Vishal Bhola (DIN: 08668079) as Managing Director for a term of 5 years with effect from 04 th April, 2020.

No resolution was passed by postal ballot during the year under review and none of the businesses proposed to be transacted at the ensuing Annual General Meeting requires passing of a resolution by way of Postal Ballot.

5. MEANS OF COMMUNICATION

- Financial Results: The quarterly, half yearly and annual results of the Company are published in leading newspapers which include Financial Express (English) for All India editions and Loksatta (Marathi) Pune editions. The Financial Results are also submitted with the Stock Exchanges and are also uploaded on the Company's website.
- Annual Reports: Pursuant to the MCA circulars and SEBI Circulars, the Annual Report for FY 2019-20 containing the Notice of AGM was sent through email to all those Members whose email IDs were registered with the Company/Depository Participants and physical copies were sent to shareholders who requested for the same. Copy of the Annual Report was also uploaded on Stock Exchanges and on the website of the Company.
- Newspaper Publications: The Company also issues press releases, statutory notices on book closure, AGM, dividend etc from time to time as may be required which is also submitted to the Stock Exchanges.
- Website communications: The Company has also updated all the necessary information at the Investor section of its website available at www.whirlpoolindia.com including notices for updation of details of shareholders, stock exchange intimations etc.
- Dividend Reminder Letters: The Company has also sent reminder letters to its members individually for claiming their unpaid dividend.

6. SHAREHOLDERS INFORMATION

(i) Annual General Meeting (AGM) for Financial Year 2020-21

Day & Date	Time	Venue
Tuesday, 17 th August, 2021	11:00 A.M.	Pursuant to MCA circular dated 05 th May, 2020 read with General Circular No. 02/2021 dated 13 th January, 2021 and SEBI Circular No. SEBI/HO/CFD/CMD2/CIR/P/2021/11 dated January 15, 2021, the Company is conducting its 60 th Annual General Meeting (AGM) through VC/OAVM and hence Registered office of the Company is deemed to be the venue of the AGM

(ii) Financial Year – 01st April, 2021 to 31st March, 2022

Financial Calendar: The tentative dates for adoption of Quarterly Results for the quarter ending*

June 30, 2021	August, 2021 (01 st Week)
September 30, 2021	November, 2021 (01 st Week)
December 31, 2021	February, 2021 (01 st Week)
March 31, 2022	Unaudited between April, 2022 (3 rd / 4 th week) or Audited Annual Results in May, 2022 (4 th week).

**the Company may change or extend the date but will ensure to meet statutory timelines at all times.*

(iii) Book Closure Date: From 02nd August, 2021 to 07th August, 2021 (both days inclusive)

(iv) Dividend Payment Date: Final Dividend of INR 634,359,150 is proposed to be paid to shareholders and will be paid subject to approval of shareholders in ensuing AGM on or before 15th September, 2021.

Unpaid/Unclaimed Dividend

In terms of section 124 and 125 of the Act and Investor Education and Protection Fund (Accounting, Audit, Transfer and Refund) Rules, 2016 ("IEPF Rules"), wherever applicable, the Company has uploaded the details of unpaid and unclaimed amounts lying with the Company as on 21st August, 2020 (date of Last AGM) on the Company's website at www.whirlpoolindia.com. The details of the unpaid and unclaimed amounts lying with the Company as on 31st March, 2021 shall be updated on or before 15th October, 2021. The Company has appointed a Nodal Officer under the provisions of IEPF Rules, the details of which are available on the website of the Company at www.whirlpoolindia.com.

Whirlpool of India Limited

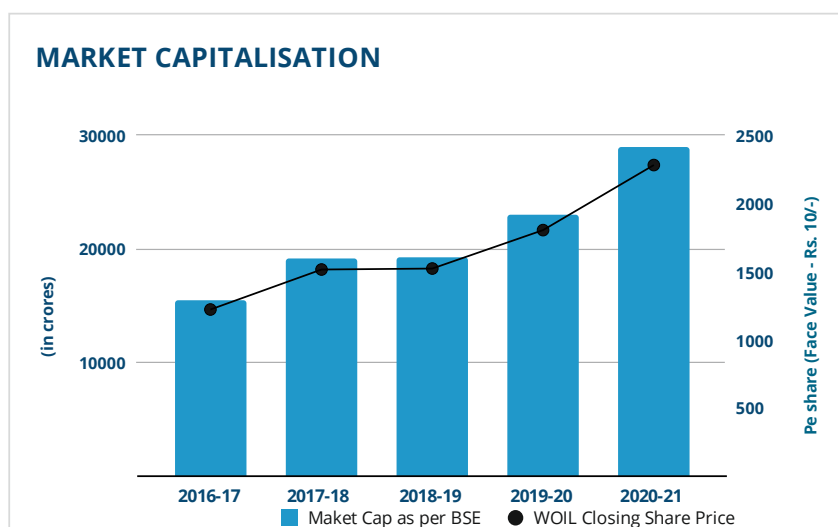
(v) Listing on Stock Exchanges & Stock Code

Name and address of the stock exchange	BSE Ltd. Phiroze Jeejeebhoy Towers, Dalal Street, Fort, Mumbai 400 001	National Stock Exchange of India Ltd. Exchange Plaza, Bandra Kurla Complex, Bandra (East), Mumbai 400 051
Stock Code	500238	WHIRLPOOL
ISIN No. for shares in DEMAT form	INE716A01013	

Annual listing fees for the financial year 2020-21 have been paid to above mentioned Stock Exchanges.

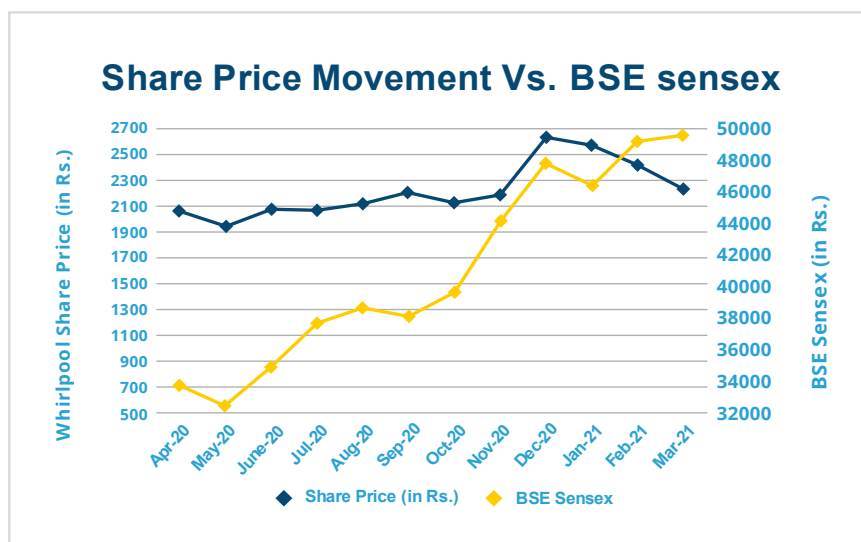
(vi) Market Price Data

Months	BSE		NSE	
	High Price	Low Price	High Price	Low Price
Apr-20	2,149.00	1,717.20	2,133.00	1,715.70
May-20	2,042.20	1,805.80	2,042.80	1,800.00
June-20	2,134.95	1,966.00	2,135.05	1,961.00
Jul-20	2,308.80	2,043.90	2,309.95	2,041.00
Aug-20	2,300.00	1,983.20	2,289.00	1,980.10
Sep-20	2,252.05	1,989.70	2,254.75	1,987.60
Oct-20	2,245.00	2,030.00	2,222.00	2,030.00
Nov-20	2,262.85	2,031.65	2,262.40	2,031.00
Dec-20	2,674.35	2,068.00	2,674.70	2,072.00
Jan-21	2,777.00	2,362.60	2,787.00	2,363.15
Feb-21	2,737.10	2,252.10	2,740.00	2,251.95
Mar-21	2,472.00	2,141.00	2,474.95	2,146.00



Market Capitalisation is based on year end closing share price quoted on the Bombay Stock Exchange.

(vii) WHIRLPOOL share price performance on monthly closing basis with S&P BSE SENSEX, for the Year 2020-21.



(viii) Registrar & Transfer Agents (For both shares held in physical and dematerialised mode)

Link Intime India Private Limited, Noble Heights, 1st Floor, Plot NH-2, C-1 Block LSC, Near Savitri Market, Janakpuri, New Delhi - 110058, Phone: +91 11 4141 0592, Fax: +91 11 4141 0591,

Contact Person: Mr. Swapan Naskar.

(ix) Share Transfer System

All share transfer and other communications regarding share certificates, change of address, dividends, etc. should be addressed to the Registrar and Transfer Agent (RTA).

In terms of the SEBI Listing Regulations, effective from 01st April, 2019, securities of listed companies can only be transferred in dematerialised form except where the claim is lodged for transmission or transposition of shares or where the transfer deed(s) was lodged prior 1st April, 2019 and returned due to deficiency in the documents. SEBI vide its Circular No. SEBI/HO/MIRSD/RTAMB/CIR/P/2020/166 dated 07th September, 2020 has instructed companies to not accept transfer requests in physical form with effect from 31st March, 2021. Hence the Company has not accepted any document for transfer of shares in physical form post 31st March, 2021. Shareholders are advised to dematerialise their shares held by them in physical form at the earliest. Requests for dematerialisation of shares are processed by RTA and confirmation thereof is given to the respective depositories i.e. National Securities Depository Limited (NSDL) and Central Depository Services (India) Limited (CDSL) within the statutory time limit from the date of receipt of share certificates, provided the documents are complete in all respects.

A summary of all the transfers/ transmissions and other requests and complaints etc. are placed before the Stakeholder Relationship Committee at its meeting. The Company obtains a certificate from a Company Secretary in practice on half yearly basis on compliance with Regulation 40(9) of the SEBI Listing Regulations, and the same is filed with the Stock Exchanges.

(x) Shareholding Pattern as on 31st March, 2021

Category	Total Shares	Percent to paid up capital
Foreign Promoter Company	95,153,872	75.00
Mutual Funds	10,530,086	8.30
Alternate Investment Funds	713,499	0.56
Foreign Portfolio Investor	4,293,819	3.38

Category	Total Shares	Percent to paid up capital
Financial Institutions/Banks	12,513	0.01
Insurance Companies	2,700,903	2.13
Foreign Bank	85	0.00
Central Government/State Government	633	0.00
Public (Individual)	10,779,825	8.50
NBFCs registered with RBI	25,000	0.02
Others - i) Trusts	4519	0.00
ii) Foreign Nationals	39	0.00
iii) Hindu Undivided Family	359,206	0.28
iv) Non Resident Indians	691,150	0.55
v) Clearing Members	118,989	0.10
vi) Bodies Corporate	1,487,692	1.17
TOTAL	126,871,830	100.00

(xi) Distribution of Shareholding as on 31st March, 2021 (folio wise)

No. of Equity Shares		No. of Shareholders		No. of Shares	
From	To	Number	% Total	Number	% Total
1	500	82,205	95.9666	5,380,862	4.2412
501	1000	1,947	2.2729	1,409,978	1.1113
1001	2000	763	0.8907	1,102,636	0.8691
2001	3000	234	0.2732	590,937	0.4658
3001	4000	91	0.1062	323,110	0.2547
4001	5000	69	0.0806	315,753	0.2489
5001	10000	131	0.1529	929,761	0.7328
10001	above	220	0.2568	116,818,793	92.0762
	TOTAL	85,660	100.0000	126,871,830	100.0000

(xii) Dematerialization & Liquidity of Shares

The Company's shares are available for trading in the depository systems of both the National Securities Depository Limited (NSDL) and the Central Depository Services (India) Limited (CDSL). The break up of shareholding as on 31st March, 2021 is as given hereunder:

Form in which shares are held	No. of equity shares held	% of shareholding
Physical shares	11,07,657	0.87%
Dematerialised shares (NSDL or CDSL)	12,57,64,173	99.13%
TOTAL	12,68,71,830	100%

(xiii) Outstanding GDRs/ ADRs/ Warrants or any Convertible Instrument, conversion date and likely impact on equity:-

The Company does not have any Outstanding GDRs/ ADRs/ Warrants or any Convertible Instrument.

(xiv) Plant Locations of the Company

1	28 N.I.T., Faridabad -121001, Haryana
2	A-4 MIDC Ranjangaon, Taluka – Shirur, District – Pune – 412220, Maharashtra
3	Village Thirubhuvanai, Puducherry-605001

(xv) Address for Correspondence

The shareholders may address their communications/ suggestions/ grievances/ queries to:

Registered Office	Corporate Office
Whirlpool of India Limited Plot No. A-4 MIDC, Ranjangaon, Taluka- Shirur Distt.- Pune, Maharashtra - 412220 Telephone No. 02138-660100, Fax No. 02138-232376 Email: compliance_officer@whirlpool.com	Whirlpool of India Limited Plot No. 40, Sector- 44, Gurugram, Haryana - 122 002 Telephone No. 0124-4591300 Fax No. 0124-4591301 Email:compliance_officer@whirlpool.com

(xvi) Credit Rating

Company has not issued any debt instruments or any fixed deposit programme and has not obtained any Credit Ratings for the same.

7. OTHER DISCLOSURES

(i) Related Party Transactions

The Company has formulated a Policy on materiality of Related Party Transactions and on dealing with Related Party Transactions, in accordance with relevant provisions of the Act and Reg 23 of SEBI Listing Regulations. Further, the Company also reviewed the said Policy during the year. The Policy has been disclosed on the website of the Company at www.whirlpoolindia.com/relatedpartypolicy.

The Company has not entered into any transactions of material nature during the year (exceeding 10% of the annual consolidated turnover of the Company) with its Directors, Key Managerial Personnel or any other related party that may have a potential conflict with the interests of the Company.

Policy for determining 'material' subsidiaries

Company does not have any subsidiary, and will formulate policy for determining 'material' subsidiaries as and when required.

(ii) Compliance by the Company

The Company has complied with the requirements of the Stock Exchanges, Securities and Exchange Board of India (the SEBI) including:

- (a) Corporate governance requirements as specified under sub-para 2 to 10 of the Schedule V of the SEBI Listing Regulations;
- (b) Regulation 17 to 27 and clauses (b) to (i) of sub-regulation 45 of the SEBI Listing Regulations; and
- (c) Accounting Standards issued by the Institute of Chartered Accountants of India.

No penalties or strictures have been imposed on the Company by the Stock Exchanges or the SEBI or any other statutory authorities relating to Capital Market transactions during the last three financial years.

(iii) Integrity Manual/Whistle Blower Policy/Vigil Mechanism and Code of Conduct

The Company's Integrity Manual (Code of Ethics), is its statement of values and represents the standard of conduct which all employees are expected to observe in their business endeavours. The Integrity Manual translates our value of integrity into action and reflects the Company's commitment to principles of integrity, transparency and fairness.

The Company has a robust Whistle Blower Policy that provides a formal mechanism for employees of the Company to make protective disclosures about unethical behavior, actual or suspected fraud or violation of the Company's Code of Conduct/ Integrity Manual. The Whistle Blower Policy is an extension of the Whirlpool's Integrity Manual, which requires every employee to promptly report any actual or possible violation. The disclosures reported are addressed in a timely manner. During the year under review, no employee was denied access to the Audit Committee.

The copy of the Integrity Manual is available on the website of the Company at www.whirlpoolindia.com.

All Board members and Senior Management personnel have affirmed compliance with Code of Conduct/Manual. The Managing Director has also confirmed and certified the same. This certification is reproduced at the end of this Report and marked as **Annexure I**. The Code of Conduct is in addition to the Integrity Manual applicable to Directors and officers of the Company approved by the Board. A copy of the same is also available on the website of the Company at www.whirlpoolindia.com.

A certificate from the Managing Director and Chief Financial Officer on the financial statements of the Company was placed before the Board.

(iv) Secretarial Audit Report

The Company has undertaken Secretarial Audit for the Financial Year 2020-21 which inter alia includes audit of compliance of the Act, and the Rules made thereunder, SEBI Listing Regulations and applicable regulations prescribed by the SEBI and Foreign Exchange Management Act, 1999 and Secretarial Standards issued by the Institute of the Company Secretaries of India. The Secretarial Audit report forms part of this Report.

The Annual Secretarial Compliance Report as required under SEBI Listing Regulations has been submitted to the Stock Exchanges.

(v) Commodity price risk or foreign exchange risk and hedging activities

The Company has an adequate risk assessment and minimization system in place including for commodities. Considering the business portfolio of the Company, its exposure in none of the individual commodities which are either used as inputs for components / parts of its Products or in the Products itself, is material in the context of its overall operations, and also in terms of the 'Policy for determination of materiality of events and information for disclosure to the Stock Exchanges', as approved by the Board. The Company does not have any exposure hedged through commodities during the financial year 2020-21.

(vi) Compliance with Discretionary Requirements

During the year, the Company has complied with the mandatory requirements of the Corporate Governance as per SEBI Listing Regulations. Further Company has adopted clause C and E of the Part E of Schedule II of SEBI Listing Regulations - the non mandatory requirements.

Modified opinion(s) in audit report (Clause C): Audit qualifications: Company's financial statements are unqualified.

Reporting of internal auditor (Clause E): The internal auditor reports to the audit committee on functional matters.

(vii) Details of utilization of funds

The Company did not raise any funds through preferential allotment or qualified institutions placement during the year under review.

(viii) Directors Non- Disqualification Certificate

The Company has obtained a certificate from Mr. N.C. Khanna, Practicing Company Secretary confirming that none of the Directors on the Board of the Company have been debarred or disqualified from being appointed or continuing as Director of the Company by the SEBI and MCA or any such authority. The said certificate is annexed as **Annexure - B** to this report and forms part of this Annual Report.

(ix) Recommendation of the Board Committees

All recommendations of the various committees were accepted by the Board.

(x) Fees paid to Statutory Auditors

During the financial Year Company paid a total fee of INR 40 Lacs to M/s. MSKA & Associates, Chartered Accountants (ICAI Registration No- 105047W), Statutory Auditors of the Company which includes Statutory Audit, Consolidation Fees, Limited Review and other statutory certification fees.

(xi) Policy against Sexual and Workplace Harassment

The Company values the dignity of individuals and is committed to provide an environment, which is free of discrimination, intimidation and abuse.

As per the requirement of the Sexual Harassment of Women at Workplace (Prevention, Prohibition & Redressal) Act, 2013 ('POSH Act') and Rules made thereunder, your Company has constituted Internal Complaint Committee (ICC) and has a well defined policy. The Company has in place an effective mechanism for dealing with complaints relating to sexual harassment at workplace. During the year, the Company has not received any complaint under the Policy.

(xii) Dividend Policy

The Company has adopted a Dividend Policy which has been displayed on the Company's website and can be accessed at www.whirlpoolindia.com/dividend_policy.

The Dividend Distribution Policy describes the Company's philosophy of maximization of shareholders' wealth from a long term perspective. Thus, the Company would first utilize its profits for its business requirements, capital expenditure for expansion and / or diversification, earmarking cash for potential inorganic growth opportunities and thereafter distributing the surplus profits in the form of dividends to the shareholders.

It has laid down the regulatory framework for distribution of dividend, dividend declaration process and parameters (internal and external) for declaring dividend which includes:

- a) External Parameters – General Economic and Capital market conditions, statutory restrictions and the industry trends.
- b) Internal Parameters – Future fund requirement, provisions, retention of minimum cash for contingencies and business seasonality / volatility.

It also lays down that the Company may follow any of the residual, stability, or a hybrid methods while deciding on recommendation and payment of dividends.

(xiii) Legal Compliance Reporting

The Board of Directors reviews, on a quarterly basis, the report of compliance with respect to all applicable laws and regulations. During the year, the Company rolled out an upgraded version of the Legal Compliance System.

(xiv) Demat suspense Account

Company does not have any shares in Demat suspense account/unclaimed suspense account.

Parameters of Statutory compliances evidencing the standards expected from a listed entity have been duly observed and a Report on Corporate Governance as well as the Certificate from Statutory Auditors confirming compliance with the requirements of SEBI Listing Regulations forms part of the Annual Report.

Declaration for Code of Conduct

Pursuant to Schedule V (Clause D) of the SEBI (Listing Obligations and Disclosure Requirements) Regulations 2015, it is hereby declared that the members of Board of Directors and Senior Management personnel have affirmed compliance with the code of conduct of Board of Directors and Senior Management for the year ended March 31, 2021.

For Whirlpool of India Limited

Vishal Bhola

Managing Director

DIN No. 08668079

Place : Gurugram

Date : 15th June, 2021

INDEPENDENT AUDITORS' CERTIFICATE ON CORPORATE GOVERNANCE

To the Members of Whirlpool of India Limited

We, the Statutory Auditors of Whirlpool of India Limited (the 'Company'), have examined the compliance of conditions of Corporate Governance by the Company for the year ended March 31, 2021 as stipulated in regulations 17 to 27 and clauses (b) to (i) of regulation 46(2) and para C, D, E of schedule V of the Securities and Exchange Board of India (Listing Obligations & Disclosure Requirements) Regulations 2015 ('the Regulations') and as amended from time to time.

Management's Responsibility

The compliance of conditions of Corporate Governance is the responsibility of the Management. This responsibility includes the design, implementation and maintenance of internal control and procedures to ensure the compliance with the conditions of the Corporate Governance stipulated in Listing Regulations.

Auditor's Responsibility

Our responsibility is limited to examining the procedures and implementation thereof, adopted by the Company for ensuring compliance with the conditions of the Corporate Governance. It is neither an audit nor an expression of opinion on the financial statements of the Company.

We have examined the books of account and other relevant records and documents maintained by the Company for the purposes of providing reasonable assurance on the compliance with Corporate Governance requirements by the Company.

We have carried out an examination of the relevant records of the Company in accordance with the Guidance Note on Certification of Corporate Governance issued by the Institute of the Chartered Accountants of India (the ICAI), the Standards on Auditing specified under Section 143(10) of the Companies Act 2013, in so far as applicable for the purpose of this certificate and as per the Guidance Note on Reports or Certificates for Special Purposes (Revised 2016) issued by the ICAI which requires that we comply with the ethical requirements of the Code of Ethics issued by the ICAI.

We have complied with the relevant applicable requirements of the Standard on Quality Control (SQC) 1, Quality Control for Firms that Perform Audits and Reviews of Historical Financial Information, and Other Assurance and Related Services Engagements.

Opinion

Based on our examination of relevant records and information and according to the explanations given to us and the representation provided by the Management, we certify that the Company has complied with the conditions of Corporate Governance as stipulated in regulations 17 to 27 and clauses (b) to (i) of regulation 46(2) and para C, D, E of schedule V of the Securities and Exchange Board of India (Listing Obligations & Disclosure Requirements) Regulations 2015, during the year ended March 31, 2021, as applicable.

We further state that such compliance is neither an assurance as to the future viability of the Company nor the efficiency or effectiveness with which the Management has conducted the affairs of the Company.

For MSKA & Associates
Chartered Accountants
Firm Registration No. 105047W

Manish P Bathija
Partner
Membership No. 216706U
DIN: 21216706AAAB7572

Place: Gurugram
Date: 15th June, 2021

CERTIFICATE OF NON-DISQUALIFICATION OF DIRECTORS
(pursuant to Regulation 34(3) and Schedule V Para C clause (10)(i) of the SEBI (Listing Obligations and Disclosure Requirements) Regulations, 2015)

To,
The Members
WHIRLPOOL OF INDIA LIMITED
A-4, MIDC, RANJANGAON, TALUKA-SHIRUR,
DIST: PUNE MH 412220

I have examined the relevant registers, records, forms, returns and disclosures received from the Directors of WHIRLPOOL OF INDIA LIMITED, having (CIN L29191PN1960PLC020063), registered office at A-4, MIDC, RANJANGAON, TALUKA-SHIRUR, DIST: PUNE MH 412220 (hereinafter referred to as 'the Company'), produced before me by the Company for the purpose of issuing this Certificate, in accordance with Regulation 34(3) read with Schedule V Para-C Sub clause 10(i) of the Securities Exchange Board of India (Listing Obligations and Disclosure Requirements) Regulations, 2015.

In my opinion and to the best of my information and according to the verifications (including Directors Identification Number (DIN) status at the portal www.mca.gov.in) as considered necessary and explanations furnished to me by the Company & its officers, I hereby certify that none of the Directors on the Board of the Company as stated below for the Financial Year ending on 31st March, 2021 have been debarred or disqualified from being appointed or continuing as Directors of companies by the Securities and Exchange Board of India, Ministry of Corporate Affairs, or any such other Statutory Authority

Sr. No.	Name of Director	DIN	Designation	Date of appointment in Company
1.	ARVIND UPPAL	00104992	Non-Executive Non Independent Director, Chairperson	27/01/2005 (Non-Executive Chairman from 01/01/2019)
2.	PRADEEP JYOTI BANERJEE	02985965	Non-Executive Independent Director	19/06/2019 03/11/2011
3.	ANIL BERERA	00306485	Non-Executive Non-Independent Director	(Non-Executive director from 01/01/2020)
4.	SONU HALAN BHASIN	02872234	Non-Executive Independent Director	04/02/2014
5.	RAHUL BHATNAGAR	07268064	Non-Executive Independent Director	19/06/2019
6.	ARUMALLA HARI BHAVANARAYANA REDDY	08060227	Executive Director	02/02/2018
7.	VISHAL BHOLA	08668079	Executive Director, MD	04/04/2020

Ensuring the eligibility for the appointment/continuity of every Director on the Board is the responsibility of the management of the Company Directors. Our responsibility is to express an opinion on these based on our verification. This certificate is neither an assurance as to the future viability of the Company nor of the efficiency or effectiveness with which the management has conducted the affairs of the company.

Place: New Delhi
Date : 12/05/2021

N C KHANNA
(Practicing Company Secretary)
FCS No. 4268
CP No. 5143
UDIN: F004268C000286154

Form No. AOC-2
(Pursuant to clause (h) of sub-section (3) of section 134 of the Act and Rule 8(2)
of the Companies (Accounts) Rules, 2014)

Form for disclosure of particulars of contracts/arrangements entered into by the company with related parties referred to in sub-section (1) of section 188 of the Companies Act, 2013 including certain arms length transactions under third proviso thereto

1. Details of contracts or arrangements or transactions not at arm's length basis

Name(s) of the related party and nature of Relationship	Nature of contracts/ Arrangements/ transactions	Duration of the contracts / arrangements/ transactions	Salient terms of the contracts or Arrangements/ or transactions including the value, if any	Justification for entering into such contracts or arrangement or transactions	Date(s) of approval by the Board	Amount paid as advances	Date on which the special resolution was passed in general meeting as required under first proviso to Section 188
Whirlpool Corporation (Ultimate Holding Company)	Common IT Services	Ongoing	Availing of free IT services (approx. INR 2,470 lacs)	Sharing common global IT infrastructure	31 st October, 2014	NIL	NA

2. Details of material contracts or arrangements or transactions at arm's length basis

The Company did not enter into any material contracts or arrangements with related parties.

For and on behalf of the Board of Directors

Place of signature : Gurugram, Haryana

Date : June 15, 2021

Arvind Uppal

Chairman
DIN: 00104992

Vishal Bhola

Managing Director
DIN: 08668079

ANNUAL REPORT ON CORPORATE SOCIAL RESPONSIBILITY (CSR) ACTIVITIES

1. Brief outline on CSR Policy of the Company:

Since our inception, Whirlpool has been committed to maintaining strong, lasting connections in the communities in which we do business. We utilize a collective impact model that centers around overall enrichment of the communities. Accordingly, our priorities focus on skilling the youth to create a more employable and empowered workforce as well as nurturing our children with early education intervention programs that helps set the foundation for a bright future. Our initiatives focus on developing resilient, vibrant communities through skilling, education and community development.

In order to pursue these objectives, the Company's focus areas are:

- Promote employment enhancing vocational skills for employability of youth.
- Cultivate community development plans in the vicinity of our factories based on needs and priorities of the host communities.
- Any other project or aid which the committee considers suitable for the welfare of society or humanity at large, within the purview of Schedule VII (Section 135) or as authorized by Government.

In addition to supporting our ongoing commitments, we deployed our resources to support the immediate community needs as a result of COVID-19. Your company was dedicated to help in every way possible, from augmenting health care facilities, procuring medical supplies, providing appliances for shelters, health care facilities etc. Support to our communities during pandemic continues to be a priority for your Company.

A brief overview of your Company's projects is given below.

Skill Development Program:

Skilling & Employability still remains a priority in the post pandemic era & hence the Company kept its Skill Development Programs unceasing. Due to the pandemic, most of the training modules were converted into online modules and sessions were scheduled virtually. The Company ensured that students learn from the safe environment of their homes but with curated content ensured that they are positively engaged and the learning is not compromised.

As the world adapted to the virtual ways, our partners' relentless efforts ensured effective delivery of the programs. Awareness towards health & safety were added in the curriculum to keep the students and their families aware on Covid 19 appropriate protocols and measures. Despite the disruption, your Company was able to successfully train more than 2,000 youth with a commendable 90% pass percentage. With easing of lockdown restrictions in the latter part of the year, we amplified our efforts to also provide practical trainings which are essential for overall skill development.

Community Development Program:

Your Company's community development programs are carefully selected to provide for the needs of our communities. In these uncertain times of pandemic, programs were improvised to serve our local communities. We took several actions through supporting healthcare infrastructure, donating food to disadvantaged and promoting Covid-19 appropriate behaviour through awareness campaigns. Your Company donated kits to frontline medical professionals, police officials, sanitation workers, migrant population etc. We also partnered with medical institutions to provide test kits and medical equipment including ventilators to hospitals. Central to our fight against Covid-19 is vaccinating people. Your Company is also working towards amplifying awareness to reduce vaccine hesitancy and supplementing Government efforts to improve vaccine availability and reach.

The Company's CSR Policy is available at its website at the given link: <https://corporate.whirlpoolindia.com/discover/csr-policy>

2. Composition of CSR Committee:

Sl. No.	Name of Director	Designation/Nature of Directorship	Number of meetings of CSR Committee held during the year	Number of meetings of CSR Committee attended during the year
1.	Mr. Arvind Uppal	Chairman of the Committee (Non-Executive)	1	1
2.	Mr. Anil Berera	Non-Executive Director	1	1
3.	Mr. Rahul Bhatnagar	Independent Director	1	1

3. Provide the web-link where Composition of CSR committee, CSR Policy and CSR projects approved by the board are disclosed on the website of the company

<https://corporate.whirlpoolindia.com/discover/csr-policy>

4. Provide the details of Impact Assessment of CSR projects carried out in pursuance of sub-rule (3) of rule 8 of the Companies (Corporate Social Responsibility Policy) Rules, 2014, if applicable (attach the report).

Not Applicable Financial Year 2020-21.

5. Details of the amount available for set off in pursuance of sub-rule (3) of rule 7 of the Companies (Corporate Social Responsibility Policy) Rules, 2014 and amount required for set off for the financial year, if any. -

Sl. No.	Financial Year	Amount available for set-off from preceding financial years (in Rs)	Amount required to be set-off for the financial year, if any (in Rs)
1	-	NIL	NIL
	TOTAL		

6. Average net profit of the company as per section 135(5): INR 60,672 Lacs**7.**

a)	Two percent of net profit of the Company as per Section 135(5)	INR 12.13 Crores
b)	Surplus arising out of the CSR projects or programmes or activities of the previous financial years.	Nil
c)	Amount required to be set off for the financial year, if any	Nil
d)	Total CSR obligation for the financial year (7a+7b- 7c).	INR 12.13 Crores

8. (a) CSR amount spent or unspent for the financial year: -

Amount unspent					
Total Amount Spent for the Financial Year (in Rs.)	Total Amount transferred to Unspent CSR Account as per section 135(6).		Amount transferred to any fund specified under Schedule VII as per second proviso to section 135(5).		
	Amount	Date of transfer	Name of the Fund	Amount	Date of transfer
12.13 Crores	NIL	-		-	NIL

(b) Details of CSR amount spent against ongoing projects for the financial year - Not Applicable

(1)	(2)	(3)	(4)	(5)	(6)	(7)	(8)	(9)	(10)	(11)
Sl. No	Name of the Project	Item from the list of activities in Schedule VII to the Act.	Local area (Yes/No)	Location of the Project	Project duration	Amt. allocated for the project (in Rs.)	Amt. spent in the current financial Year (Rs.)	Amt. transferred to Unspent CSR Account for the Project as per Section 135(6) (in Rs.)	Mode of Implementation Direct (Yes/No)	Mode of Implementation Through Implementing Agency
				State	District			Name	CSR Registration No.	
1	-	-	-	-	-	-	-	-	-	-
2	-	-	-	-	-	-	-	-	-	-
3	-	-	-	-	-	-	-	-	-	-
	TOTAL									

(c) Details of CSR amount spent against other than ongoing projects for the financial year:

(1)	(2)	(3)	(4)	(5)	(6)	(7)	(8)	
Sl. No.	Name of the Project	Item from the list of activities in Schedule VII to the Act.	Local area (Yes/No)	Location of the Project	Amount spent for the Project (in Rs.)	Mode of implementation Direct (Yes/No.)	Mode of implementation Through implementing agency	
				State	District	Name	CSR registration number	
1.	Skill Development Program	Items (ii) & (iii)	Yes	PAN India (list below)*	PAN India (List below)*	8.60 Cr	No TeamLease Education Foundation Greysim Learnings Foundation	Registration in progress CSR00000153

Whirlpool of India Limited

(1)	(2)	(3)	(4)	(5)		(6)	(7)	(8)	
Sl. No.	Name of the Project	Item from the list of activities in Schedule VII to the Act.	Local area (Yes/No)	State	Location of the Project District	Amount spent for the Project (in Rs.)	Mode of implementation Direct (Yes/No.)	Name	Mode of implementation Through implementing agency CSR registration number
2.	Community Development Program	Items (i) & (ii)	Yes	Haryana Puducherry Maharashtra	Faridabad Pondicherry Ranjangaon	90 Lacs	No	Pratham Education Foundation FXB Suraksha-India HC Jehangir Medical Research Institute	CSR00000258 CSR00000076 Registration in Progress
3.	Covid-19 response initiatives	Items (i) & (viii)	Yes	PAN India	-	2.50 Cr	No	PM CARES FUND United Way, Delhi FXB Suraksha India	CSR00000216 CSR00000076
	TOTAL					12 Cr.			

* List Of Locations where Skill Development Programmes were conducted

Delhi (DL)	Kolkata (WB)	Noida (UP)	Faridabad (HR)
Bangalore (KA)	Mumbai (MH)	Lucknow (UP)	Amritsar (PB)
Hyderabad (AP)	Pune (MH)	Ludhiana (PB)	Jaipur (RJ)
Chennai (TN)	Nashik (MH)	Dadri (UP)	Agra (UP)
Coimbatore (TN)	Cochin (KL)	Kanpur (UP)	Baroda (GJ)
Gurugram (HR)	Kozhikode (KL)	Madurai (TN)	Ahmedabad (GJ)
Bhuvneshwer (OR)	Patna (BR)	Vijaywada (AP)	Nagpur (MH)
Trichy (KL)	Calicut (KL)	Ghaziabad (UP)	Surat (GJ)

(d) Amount spent in Administrative Overheads: INR 14 Lacs

(e) Amount spent on Impact Assessment, if applicable: Not Applicable

(f) Total amount spent for the Financial Year (8b+8c+8d+8e): Rs. 12.14 Crores

(g) Excess amount for set off, if any:

Sl. No.	Particular	Amount (in Rs.)
(i)	Two percent of average net profit of the company as per section 135 (5)	12.13 Crores
(ii)	Total amount spent for the Financial Year	12.14 Crores
(iii)	Excess amount spent for the financial year [(ii)-(i)]	0.01 Crore
(iv)	Surplus arising out of the CSR projects or programmes or activities of the previous financial years, if any	Nil
(v)	Amount available for set off in succeeding financial years [(iii)-(iv)]	Nil

9. (a) Details of Unspent CSR amount for the preceding three financial years: NIL

Sl. No.	Preceding Financial Year.	Amount transferred Unspent CSR Account under section 135 (6) (in Rs.)	Amount spent in the reporting Financial Year (in Rs.)	Amount transferred to any fund specified under Schedule VII as per section 135 (6), if any.			Amount remaining to be spent in succeeding financial years (in Rs.)
				Name of the Fund	Amount (in Rs.)	Date of transfer	
1.		NIL	NIL	NIL	NIL		NIL
	TOTAL						

(b) Details of CSR amount spent in the financial year for ongoing projects of the preceding financial year(s): Not Applicable

(1)	(2)	(3)	(4)	(5)	(6)	(7)	(8)	(9)
Sl. No.	Project ID.	Name of the Project	Financial Year in which the project was commenced	Project duration	Total amount allocated for the project (in Rs.)	Amount spent on the project in the reporting Financial Year (in Rs.)	Cumulative amount spent at the end of reporting Financial Year (in Rs.)	Status of the project - Completed/ Ongoing.
	TOTAL							

10. In case of creation or acquisition of capital asset, furnish the details relating to the asset so created or acquired through CSR spent in the financial year: No such asset created or acquired during the financial year

Whirlpool of India Limited

(a) Date of creation or acquisition of the capital asset(s).	-
(b) Amount of CSR spent for creation or acquisition of capital asset.	-
(c) Details of the entity or public authority or beneficiary under whose name such capital asset is registered, their address etc.	-
(d) Provide details of the capital asset(s) created or acquired (including complete address and location of the capital asset).	-

11. Specify the reason(s), if the company has failed to spend two per cent of the average net profit as per section 135(5): Not Applicable

For and on behalf of the Board of Directors

Place of signature : Gurugram, Haryana

Date : June 15, 2021

Arvind Uppal

Chairman

DIN: 00104992

Vishal Bhola

Managing Director

DIN: 08668079

FORM NO. MR-3

SECRETARIAL AUDIT REPORT
FOR THE FINANCIAL YEAR ENDED 31ST MARCH, 2021

[Pursuant to section 204(1) of the Companies Act, 2013 and rule No. 9 of the Companies
(Appointment and Remuneration Personnel) Rules, 2014]

To,
The Members
WHIRLPOOL OF INDIA LIMITED
CIN: - L29191PN1960PLC020063
A-4, MIDC, RANJANGAON, TALUKA-SHIRUR
DIST: PUNE MH 412220 IN.

We (NC KHANNA, Company Secretaries "firm") have conducted the secretarial audit of the compliance of applicable statutory provisions and the adherence to good corporate practices by **WHIRLPOOL OF INDIA LIMITED** (hereinafter called the "Company"). Secretarial Audit was conducted in a manner that provided us a reasonable basis for evaluating the corporate conducts/statutory compliances and expressing our opinion thereon.

Based on our verification of the Company's books, papers, minute books (on virtual basis), forms and returns filed and other records maintained by the Company and also the information provided by the Company, its officers, agents and authorized representatives during the conduct of secretarial audit, the explanations and clarifications given to us and the representations made by the management and considering the relaxations granted by the Ministry of Corporate Affairs and Securities and Exchange Board of India warranted due to the spread of the Covid-19 pandemic, we hereby report that in our opinion, the company has, during the audit period covering the financial year ended on 31st March, 2021, complied with the statutory provisions listed hereunder and also that the Company has proper Board-processes and compliance-mechanism in place to the extent, in the manner and subject to the reporting made hereinafter.

We have examined the books, papers, minute books, forms and returns filed and other records maintained by The Company for the financial year ended on 31st March, 2021, according to the provisions of:

- (i) The Companies Act, 2013 (the Act) and the rules made there under;
- (ii) The Securities Contracts (Regulation) Act, 1956 ('SCRA') and the rules made there under;
- (iii) The Depositories Act, 1996 and the Regulations and Bye-laws framed there under;
- (iv) Foreign Exchange Management Act, 1999 and the rules and regulations made thereunder to extent of Foreign Direct Investment, Overseas Direct Investment and External Commercial borrowings.
- (v) The following Regulations and Guidelines prescribed under the Securities and Exchange Board of India Act, 1992 ('SEBI Act'): -
 - i. The Securities and Exchange Board of India (Substantial Acquisition of Shares and Takeovers) Regulations, 2011*;
 - ii. The Securities and Exchange Board of India (Prohibition of Insider Trading) Regulations, 2015;
 - iii. The Securities and Exchange Board of India (Issue of Capital and Disclosure Requirements) Regulations, 2018*;
 - iv. The Securities and Exchange Board of India (Share Based Employee Benefits) Regulations, 2014*;
The Securities and Exchange Board of India (Issue and Listing of Debt Securities) Regulations, 2008;(Not applicable as the Company has not issued and listed any debt securities during the financial year under review)
 - v. The Securities and Exchange Board of India (Registrars to an Issue and Share Transfer Agents) Regulations, 1993 regarding the Companies Act and dealing with client;

Whirlpool of India Limited

(Not Applicable as the Company is not registered as Registrar to Issue and Share Transfer Agent during the financial year under review);

- vi. The Securities and Exchange Board of India (Delisting of Equity Shares) Regulations, 2009*; and
- vii. The Securities and Exchange Board of India (Buyback of Securities) Regulations, 2018*;

**(Not applicable as there is no reportable event held during the financial year under review);*

(vi) Other laws applicable to the Company namely: -

We have examined the entire framework, processes and procedures of compliance of Environmental Laws, Labour Laws & other General Laws. The reports, compliances etc. with respect to these laws have been examined by us on test check basis.

Industry Specific laws applicable to the Company

The Company has identified the following laws as specifically applicable to the Company:

- (a) The Indian Electricity Rules, 1956 (BEE guidelines).
- (b) E-waste (Management) Rules, 2016
- (c) The Bureau of Indian Standard Rules, 1987
- (d) The Legal Metrology Act, 2009

We have also examined compliance with the applicable clauses of the following:

- i. Secretarial Standards issued by The Institute of Company Secretaries of India.
- ii. The Listing Agreements entered into by the Company with BSE Limited and National Stock Exchange of India Limited and SEBI (Listing Obligations and Disclosure Requirements) Regulations, 2015;

During the period under review the Company has complied with the provisions of the Act, Rules, Regulations, Guidelines, Standards, etc. mentioned above.

We further report that

The Board of Directors of the Company is duly constituted with proper balance of Executive Directors, Non-Executive Directors and Independent Directors. The changes in the composition of the Board of Directors that took place during the period under review are carried out in compliance with the provisions of the Act.

Adequate notices were given to all directors to schedule the Board Meetings agenda and detailed notes on agenda were sent in accordance with applicable statutory provision and a system exists for seeking and obtaining further information and clarifications on the agenda items before the meeting and for meaningful participation at the meeting.

All decisions at Board and Committee Meetings are carried out unanimously as recorded in the minutes of the meetings of the Board of Directors or Committees of the Board, as the case may be.

We further report that there are adequate systems and processes in the company commensurate with the size and operations of the company to monitor and ensure compliance with applicable laws, rules, regulations and guidelines.

We further report that during the audit period: -

Mr. Yatin Malhotra, Chief Financial Officer resigned from the Company with effect from 31st August, 2020. Further Mr. Aditya Jain was appointed as Chief Financial Officer with effect from 01st September, 2020.

Place: New Delhi
Date: 15/06/2021

For N C Khanna Company Secretaries

N C Khanna
FCS No. 4268
CP No. 5143
UDIN: F004268C000397463

This Report is to be read with our letter of even date which is annexed as **Annexure A** to this Report and forms an integral part of this Report.

To,
The Members
WHIRLPOOL OF INDIA LIMITED
CIN: L29191PN1960PLC020063
A-4, MIDC, RANJANGAON, TALUKA-SHIRUR
DIST: PUNE MH 412220 IN.

Our Secretarial Audit Report of even date, for the financial year ended 31st March 2021 is to be read along with this letter.

Management's Responsibility

1. It is the responsibility of the management of the Company to maintain secretarial records, devise proper systems to ensure compliance with the provisions of all applicable laws and regulations and to ensure that the systems are adequate and operate effectively.

Auditor's Responsibility

2. Our responsibility is to express an opinion on these secretarial records, standards and procedures followed by the Company with respect to secretarial compliances.

3. We believe that audit evidence and information obtained from the Company's management is adequate and appropriate for us to provide a basis for our opinion.

4. Wherever required, we have obtained the management's representation about the compliance of laws, rules and regulations and happening of events etc.

Disclaimer

5. The Secretarial Audit Report is neither an assurance as to the future viability of the Company nor of the efficacy or effectiveness with which the management has conducted the affairs of the Company.

6. We have not verified the correctness and appropriateness of financial records and books of accounts of the Company.

Place: New Delhi
Date: 15.06.2021

For NC Khanna, Company Secretaries

NC Khanna
FCS No. 4268
CP No. 5143

**CONSERVATION OF ENERGY, TECHNOLOGY ABSORPTION
AND FOREIGN EXCHANGE EARNINGS AND OUTGO**

[Section 134(3)(m) of The Companies Act, 2013 read with Rule 8(3) of The Companies (Accounts) Rules, 2014]

(A) Conservation of Energy

Information required	Pune Plant	Faridabad Plant	Puducherry Plant
(i) the steps taken or impact on conservation of energy;	<p>(i) Optimization of Fixture heating set points by change in chemical formulation results in savings of 1.67 Lacs kWh PA</p> <p>(ii) Application of VFD technology in Cabinet Foaming area Safety Blowers. This results in savings of 1.24 Lacs kWh PA</p> <p>(iii) Foaming area cycle time reduction Results in savings of 0.94 Lacs kWh PA</p> <p>(iv) Plant Office light & AC ON/OFF automation, results in savings of 0.67 Lacs kWh PA</p> <p>(v) Extrusion machine capacity enhanced results in savings of 2.12 Lacs kWh PA</p> <p>(vi) Upgradation of Thermo 3 forming station in Servo technology results in savings of 1.26 Lacs kWh PA</p>	<p>(i) Upgradation of heating system of Rigo 1 & Rigo 3 thermoforming machines from ceramic type heaters to high efficiency Quartz type heaters. This resulted in saving 1.5 Lacs kWh PA.</p> <p>(ii) Auto Switch OFF of lights & fans in cabinet & door foaming area. This resulted in savings of 0.52 Lacs kWh PA</p> <p>(iii) Elimination of compressed air leakages through the plant resulted in savings of 0.75 Lacs kWh PA</p> <p>(iv) Upgradation of pre foaming doors heating system from indirect type to direct heating system. The project resulted in savings of 0.44 Lacs kWh PA</p> <p>(v) Replacement of water rinse type vacuum pumps in COMI 6 thermoforming machine with energy efficient screw type vacuum pumps resulting in savings of 0.96 Lacs kWh PA</p>	<p>(i) Energy Efficient motor installation in Nanjing Cabinet line Hy. press resulted in saving of 0.25 Lac kWh PA.</p> <p>(ii) Optimization of oil chiller recirculation pump & Hyd. Power pack (Tool aligning cylinder) running hours result in saving of 0.16 Lac kWh PA.</p> <p>(iii) Compressor loading hours reduction through elimination of air leak at shop floor resulted in savings of 0.02 Lacs kWh PA.</p> <p>(iv) Optimization Roof lights & AC's working hours during non productive periods, resulted in savings of 0.22 Lac kWh PA.</p> <p>(v) Optimization of Hana AVR running hours resulted in savings of 0.05 Lac kWh PA.</p>
(ii) the steps taken by the company for utilizing alternate sources of energy;	(i) Energy generation through Roof Top solar Power station results in power saving of 12.39 Lacs kWh PA (987 kW Solar Power Station)	(i) Installation of 1.2 MW power roof Top solar power plant at assembly Plant Roof Top. Now the total capacity of Roof Top solar systems is 2 MW	NIL

Information required	Pune Plant	Faridabad Plant	Puducherry Plant
	(ii) Installation of 2.2MW Roof Top solar power plant on roof. Now the total capacity of Roof Top solar systems is 3.2MW	(ii) Energy generation through Roof Top solar Power station results in power saving of 15.46 Lacs kWh PA (2 MW Solar Power Station) (iii) DG set synchronization done with Grid power. This will result in saving on running hours of DG sets. This project will save approx 15KL of HSD per annum.	
(iii) the capital investment on energy conservation equipments;	Rs. 26.3 Lacs	Rs. 35.3 Lacs	NIL

(B) Technology Absorption

Information required	Pune Plant	Faridabad Plant	Puducherry Plant
(i) the efforts made towards technology absorption;	(i) Launched Aurora Door crescent design Aesthetics in 200L Model. (ii) Launch of Glass door product in 55 cm platform. (iii) Launch of India's first coloured liner refrigerator. (iv) Launched Bottom mount refrigerator with 60 cm platform (v) Convertible models in 55 & 60 cm	(i) Launched Aurora models with new crescent design Aesthetics with new platform size in 215L/245L/280L. (ii) Implemented BEE energy change for all DC refrigerators. (iii) Launched Aurora Door crescent design Aesthetics in 200L. (iv) Launched new door colors & finishes for all DC refrigerators.	(i) Launched New Lid Design series under the WhiteMagic Classic, Premier & Royal sub brands (ii) Launched Colour variants (Rosewood Wine) under the Stain Wash Sub brand (iii) Launched India's first Semi Automatic Washing Machine with Built In Heater (iv) Launched New Colour variants (Silver Dazzle) in Semi Automatic segment (v) Implemented BEE Energy Labeling for all Fully Automatic & Semi Automatic Washing Machines under the voluntary scheme (vi) Increased the Export product range to Asia South Region by adding the latest domestic models to Exports (10+ Models)

Information required	Pune Plant	Faridabad Plant	Puducherry Plant
(ii) the benefits derived like product improvement, cost reduction, product development or import substitution;	(i) Improved experienced and perceived quality. (ii) Improved fit and finish, robust build, reliable and quality products. (iii) Environment friendly foam and ROHS compliance. (iv) Extensive usage of simulation and prototypes to reduce development time and predict failures. (v) More user friendly electronic solutions with better aesthetics and build quality. (vi) Product Leadership on Cost and Quality.		
(iii) in case of imported technology (imported during the last three years reckoned from the beginning of the financial year) (a) the details of technology imported; (b) the year of import; (c) whether the technology been fully absorbed; (d) if not fully absorbed, areas where absorption has not taken place, and the reasons thereof; and	NIL		
The expenditure incurred on research & development	Particulars		(INR in Lacs)
	Capital		115
	Recurring (Revex)		3,632
	Total		3,747
	Total R&D expenses as % of total turnover		0.6%

(C) Foreign Exchange Earnings and outgo for the year ended March 31, 2021**(INR in lacs)**

Foreign Exchange Earnings:	
FOB value of sales, service & other income	29,399
Foreign Exchange Outgo:	
CIF value of imports- Raw materials, Components, tools, spare parts and capital goods	122,846
Others	9,452

ANNEXURE G

The ratio of the remuneration of each director to the median employee's remuneration and other details in terms of Section 197(12) of the Companies Act, 2013 read with Rule 5(1) of the Companies (Appointment and Remuneration of Managerial Personnel) Rules, 2014:

S.No	Particulars	Disclosures
(i)	ratio of remuneration of each director to the median remuneration of the employees of the Company for the financial year;	Vishal Bhola - 34:1* AHBN Reddy - 12:1 Aditya Jain - 13:1^ Roopali Singh - 9:1
(ii)	The percentage increase in remuneration of each director, Chief Financial Officer, Chief Executive Officer, Company Secretary or Manager, if any, in the financial year;	Vishal Bhola - 7.3% AHBN Reddy - 7.6% Aditya Jain - 8.5% Roopali Singh - 12.0%
(iii)	The percentage increase in the median remuneration of employees in the financial year;	3.44%
(iv)	The number of permanent employees on the rolls of the Company;	2679
(v)	Average percentile increase already made in the salaries of employees other than the managerial personnel in the last financial year and its comparison with the percentile increase in the managerial remuneration and justification thereof and point out if there are any exceptional circumstances for the increase;	Avg Increase for Employees - 9.7% Avg Increase for KMP - 8.2%
(vi)	Affirmation that the remuneration is as per the remuneration policy of the Company	Yes, it is confirmed

*Mr. Vishal Bhola was appointed as Managing Director with effect from 04th April, 2020.

^Mr. Aditya Jain was appointed as Chief Financial Officer with effect from 01st September, 2020.

Notes:

I. Non-Executive Directors and Independent Directors are only paid sitting fees and have not been considered for the above disclosures.

II. The above calculations and informations are based on white collar employee data.

INTRODUCTION

The Business Responsibility Report has been prepared by the Company in accordance with the Regulations of SEBI Listing Regulations. This report provides an overview of the activities carried out by the Company under each of the 9 Principles.

SECTION A: GENERAL INFORMATION ABOUT THE COMPANY

S. No.	Particulars	Details												
1	Corporate Identity Number (CIN) of the Company	L29191PN1960PLC020063												
2	Name of the Company	Whirlpool of India Limited												
3	Registered Address	A-4, MIDC, Ranjangaon, Taluka-Shirur, Dist.: Pune, Maharashtra-412220												
4	Website	www.whirlpoolindia.com												
5	E mail address	info_india@whirlpool.com												
6	Financial Year Reported	2020-21												
7	Sector(s) that the Company is engaged in (industrial activity code-wise)	Manufacturer and Traders of domestic electric appliances such as refrigerators, washing machines, etc.												
8	List three key products/services that the Company manufactures/provides (as in balance sheet)	<table border="1"> <thead> <tr> <th>S. No.</th> <th>Name and Description of main products/services</th> <th>NIC code of the Product/ Services</th> </tr> </thead> <tbody> <tr> <td>1</td> <td>Refrigerator</td> <td>27501</td> </tr> <tr> <td>2</td> <td>Washing Machine</td> <td>27501</td> </tr> <tr> <td>3</td> <td>Air Conditioner</td> <td>27509</td> </tr> </tbody> </table>	S. No.	Name and Description of main products/services	NIC code of the Product/ Services	1	Refrigerator	27501	2	Washing Machine	27501	3	Air Conditioner	27509
		S. No.	Name and Description of main products/services	NIC code of the Product/ Services										
		1	Refrigerator	27501										
		2	Washing Machine	27501										
3	Air Conditioner	27509												
9	Total number of locations where business activity is undertaken by the Company (a) Number of International locations (provide details of major 5) (b) Number of national locations	(a) Liaison Office at Nepal (b) 3 Manufacturing Plants (Faridabad, Pune and Puducherry), Branches across India & distribution network (c) Research and Development facility at Pune												
10	Markets served by the Company	All India, certain countries in SAARC, ASEAN countries												

SECTION B: FINANCIAL DETAILS OF THE COMPANY

S. No	Particulars	Details (INR In Lacs)
1	Paid up Capital (INR)	12,687
2	Total Turnover (INR)	589,989

S. No	Particulars	Details (INR In Lacs)
3	Total profit after taxes (INR)	33,327
4	Total spending on Corporate Social Responsibility (CSR) as percentage of profit after tax (%)	1214 i.e. 3.6% of Profit after tax for the year ended 31st March, 2021.
5	List of activities in which expenditure in 4 above has been incurred	Skill Development, Education, Community Development & COVID-19 support initiatives

SECTION C: OTHER DETAILS

S. No	Particulars	Details
1	Does the Company have any subsidiary company/ companies	No, the Company does not have any subsidiary.
2	Total Turnover (INR)	Not Applicable
3	Total profit after taxes (INR)	Not Applicable
4	Total spending on Corporate Social Responsibility (CSR) as percentage of profit after tax (%)	Not Applicable
5	Does the Subsidiary company/companies participate in the BR Initiatives of the parent company? If yes, then indicate the number of such subsidiary companies	Not Applicable
6	Do any other entity/entities (eg. suppliers, distributors etc) that the Company does business with, participate in the BR initiatives of the Company? If yes, then indicate the percentage of such entity/entities? (less than 30%, 30-60%, more than 60%)	The company encourages its suppliers, dealers and other stakeholders to support various initiatives taken by the Company towards its business responsibility

SECTION D: BR INFORMATION

1. Details of Director/Directors responsible for BR

(a) Details of the Director/Director responsible for implementation of the BR Policy/Policies:

The BR Policies of the Company are reviewed by the India Management team under the leadership of the Managing Director on a periodic basis. The same is also presented to the Board on an annual basis. Further the CSR initiatives of the Company are reviewed by the CSR Committee of the Company.

(b) Details of the BR head

S. No	Particulars	Details
1	DIN Number (if applicable)	08668079
2	Name	Vishal Bhola*
3	Designation	Managing Director
4	Telephone Number	0124- 4591300
5	E-mail address	info_india@whirlpool.com

*Mr. Vishal Bhola was appointed as Managing Director with effect from 04th April, 2020. Prior to his appointment Mr. Sunil D' Souza was BR Head till 03rd April, 2020.

2. Principle-wise (as per NVGs) BR Policy/Policies

(a) Details of compliance (Reply in Y/N)

S. No.	Questions	P1	P2	P3	P4	P5	P6	P7	P8	P9
		Business Ethics	Product Sustainability	Employees Well being	Stakeholder Engagement	Human	Environment	Public Policy	CSR	Customer Relations
1.	Do you have a policy/policies for					YES				
2.	Has the policy been formulated in consultation with the relevant stakeholders?					YES				
3.	Does the Policy conform to any national/ international standards? If yes, specify (50 words)	The Policies have been derived, adopted and principled on Whirlpool Corporation's (ultimate holding Company) Global policies.								
4.	Has the policy been approved by the Board? If yes, has it been signed by MD/owner/CEO/ appropriate Board Director?	The Company's policies, including modifications from time to time, when approved by the Committee or respective authority is released for implementation to the Senior leadership including Executive Directors of the Company. These policies are then administered under the overall supervision of the Managing Director.								
5.	Does the company have a specified committee of the Board/ Director/official to oversee the implementation of the policy?	The Company has a CSR Committee which oversees the CSR Policy. Matters reported under Business Ethics Policy are presented to the Audit Committee and Board. The rest of the Policies are administered by the designated officials of the Company.								
6.	Indicate the link for the policy to be viewed online?	Integrity Manual (Whistle Blower Policy) can be viewed at www.whirlpoolindia.com/integritymanual CSR Policy can be viewed at https://www.whirlpoolindia.com/csr-policy								
7.	Has the policy been formally communicated to all relevant internal and external stakeholders?	The policies are disseminated to new joinees virtually at the time of their induction and form part of their employment contract. Further they are also available on internal websites for reference of employees. External stakeholders are also informed about the policies relevant to them. Regular training is also conducted.								

S. No.	Questions	P1	P2	P3	P4	P5	P6	P7	P8	P9
		Business Ethics	Product Sustainability	Employees Well being	Stakeholder Engagement	Human	Environment	Public Policy	CSR	Customer Relations
8.	Does the company has in-house structure to implement the policy/policies?					YES				
9.	Does the Company have a grievance redressal mechanism related to the policy/policies to address stakeholders' grievances related to the policy/policies?					YES				
10.	Has the Company carried out independent audit/evaluation of the working of this policy by an internal or external agency?	Company carries out a regular internal audit of the principles embodied in the policies along with evaluation of implementation by the Managing Director and senior leadership including Executive directors from time to time as part of their business review. The report of internal audit is also presented to the Audit Committee.								

(b) If the answer to the question at serial number 1 against any principle, is 'No', please explain why: (tick upto 2 options):

S. No.	Questions	P1	P2	P3	P4	P5	P6	P7	P8	P9
		Business Ethics	Product Sustainability	Employees Well being	Stakeholder Engagement	Human	Environment	Public Policy	CSR	Customer Relations
1.	The Company has not understood the Principles									
2.	The Company is not at a stage where it finds itself in a position to formulate and implement the policies on specified principles.					NA				

S. No.	Questions	P1	P2	P3	P4	P5	P6	P7	P8	P9
		Business Ethics	Product Sustainability	Employees Well being	Stakeholder Engagement	Human	Environment	Public Policy	CSR	Customer Relations
3.	The Company does not have financial or manpower resources available for the task									
4.	It is planned to be done within next 6 months				NA					
5.	It is planned to be done within next 1 year									
6.	Any other reason (please specify)									

3. Governance related to BR

S. No.	Particulars	Details
1	Indicate the frequency with which the Board of Directors, Committee of the Board or CEO to assess the BR performance of the Company. Within 3 months, 3-6 months, Annually, more than 1 year	Annually
2	Does the Company publish a BR or a sustainability report? What is the hyperlink for viewing this report? How frequently is it published?	The Company has published a Business Responsibility Report as part of its Annual Report and is also available on the Company's website www.whirlpoolindia.com . Whirlpool Corporation's (ultimate holding company) sustainability report is available at http://www.whirlpoolcorp.com/environmental-sustainability/ which is published on an annual basis.

SECTION E: PRINCIPLE - WISE PERFORMANCE

Principle 1:

Businesses should conduct and govern themselves with Ethics, Transparency and Accountability

1. Does the policy relating to ethics, bribery and corruption cover only the company? Yes/ No. Does it extend to the Group/ Joint Ventures/ Suppliers/Contractors/NGOs /Others?

Whirlpool's Integrity Manual relating to ethics, bribery & corruption covers the Whirlpool group entities including its associate and Joint Ventures. The values of the Company's Integrity Manual are embodied in the Supplier code of conduct and covers Suppliers/Contractors and other third parties who deal with the Company.

2. How many stakeholder complaints have been received in the past financial year and what percentage was satisfactorily resolved by the management? If so, provide details thereof, in about 50 words or so.

During the financial year, as mentioned in the Corporate Governance report 13 (thirteen) complaints were received from the shareholders/investors, however as on the date of the report all were replied. Complaints from other stakeholders are addressed and dealt with appropriately.

Principle 2:

Businesses should provide goods and services that are safe and contribute to sustainability throughout their life cycle

1. List up to 3 of your products or services whose design has incorporated social or environmental concerns, risks and/or opportunities.
 - A. Products complying RoHS requirements as per E-waste (Management) Rule, 2016 for all washers and refrigerators.
 - B. Energy efficient products with 5 star rating and meeting water requirements as per BEE standards implemented in fully automatic and semi automatic washers
 - C. Steps taken for conservation of energy by the Company at its plants are mentioned in **Annexure -E** of the Directors' Report.
 - D. Steps taken for conservation of water in the manufacturing process.
2. Does the company have procedures in place for sustainable sourcing (including transportation)?

- (a) If yes, what percentage of your inputs was sourced sustainably? Also, provide details thereof, in about 50 words or so.

Your Company approves its suppliers through strictly laid out global procedures and engages with them according to the non-negotiable minimum standards described in the Whirlpool's Supplier Code of Conduct (SCOC). The principle requirements of Business Integrity, Human Rights (labor standards), Health and Safety, Child labor, Women Rights and following Sustainable environmental standards in business, production processes, services provision and compliance with all applicable laws and regulations etc as enshrined in the Whirlpool's SCOC, apply to all Suppliers of the Company and they have to ensure adherence of the same. .

Stringent guidelines on product quality, rigorous systems, processes & critical material management compliance like RoHS are put in place to monitor and control quality of raw materials and products before finished goods are released to the market. The incoming material is ensured to be as per Whirlpool technical standards and in compliance with any applicable external regulations.

3. Has the company taken any steps to procure goods and services from local & small producers, including communities surrounding their place of work?
 - (a) If yes, what steps have been taken to improve their capacity and capability of local and small vendors?

The Company actively engages with local and MSME suppliers around local communities of its manufacturing facilities in Faridabad, Pune & Puducherry in addition to other parts of India as per the requirements of the products manufactured and sold by the Company in India.

The Company has taken the below steps for its vendors to improve their capacity and capability:

- regular supplier development & improvement training focused on aspects like Technology, Quality, Health & Safety, Environment, Productivity & Capacity.
- constant endeavour made by the Company's Sourcing organization to help it's suppliers upgrade overall capabilities leveraging global best practices
- benchmarking to deliver world class products with highest quality standards.
- ensures payment to MSME vendors on priority and has ensured compliance for payment to MSME vendors even in COVID scenarios.

Whirlpool of India Limited

4. Does the company have a mechanism to recycle products and waste? If yes, what is the percentage of recycling of products and waste (separately as <5%, 5-10%, >10%). Also, provide details thereof, in about 50 words or so

The Company has a procedure for segregation of manufacturing waste (Hazardous & non Hazardous) at its manufacturing site and disposal of waste with authorised recyclers following applicable statutory and legal regulations. The Company maintained a 99% recycling rate of manufacturing waste during the financial year 2020-21. Your Company's continuous focus is on reduction in generation of hazardous waste, plastic packaging, wastage in raw material & finished goods. The Company also has a mechanism of collection and disposal of products after end of product life in line with the applicable regulations.

Principle 3:

Businesses should promote the well being of all employees

S. No.	Particulars	Details
1	Please indicate the Total number of employees	2679
2	Please indicate the Total number of employees hired on temporary/contractual/casual basis	5306*
3	Please indicate the Number of permanent women employees	237
4	Please indicate the Number of permanent employees with disabilities	3
5	Do you have an employee association that is recognized by management	Yes, at all three plants
6	What percentage of your permanent employees are members of this recognized employee association?	32.85%

* excludes sales resources

7. Please indicate the Number of complaints relating to child labour, forced labour, involuntary labour, sexual harassment in the last financial year and pending, as on the end of the financial year

S. No.	Category	No. of complaints filed during the financial year ended 31 st March 2021	No. of complaints pending as on end of ended 31 st March 2020 the financial year
1	Child labour/forced labour/involuntary labour	NIL	NIL
2	Sexual harassment	NIL	NIL
3	Discriminatory employment	NIL	NIL

8. What percentage of your under mentioned employees were given safety & skill up- gradation training in the last year?

S. No.	Particular	Comments
a.	Permanent Employees	All categories of employees are given training on safety and skill up-gradation on a periodic basis.
b.	Permanent Women Employee	
c.	Casual/Temporary/Contractual Employees	
d.	Employees with Disabilities	

Principle 4:

Businesses should respect the interests of, and be responsive towards all stakeholders, especially those who are disadvantaged, vulnerable and marginalized

1. Has the company mapped its internal and external stakeholders? Yes/No

Yes

2. Out of the above, has the company identified the disadvantaged, vulnerable & marginalized stakeholders
Yes, the Company has identified elderly, children, youth and women from lower socio economic background of the society and near its local communities as disadvantaged, vulnerable and marginalised stakeholders.

3. Are there any special initiatives taken by the company to engage with the disadvantaged, vulnerable and marginalized stakeholders. If so, provide details thereof, in about 50 words or so.

All the activities under the CSR programme of the Company are designed keeping in mind the disadvantaged, vulnerable and marginalized stakeholders. The Company endeavours to engage with these stakeholders through these CSR programmes which also included extending support during COVID. Details of the CSR projects and program are given in **Annexure - C** of Directors' report.

Principle 5:

Businesses should respect and promote human rights

1. Does the policy of the company on human rights cover only the company or extend to the Group/Joint Ventures/Suppliers/ Contractors/NGOs/Others?

The Policy covers the Company and all suppliers, sub-suppliers, contractors, employees and third parties who deal with the Company.

2. How many stakeholder complaints have been received in the past financial year and what percent was satisfactorily resolved by the management?

The Company did not receive any complaints pertaining to violation of human rights in the financial year 2020-21.

Principle 6:

Business should respect, protect, and make efforts to restore the environment

1. Does the policy related to Principle 6 cover only the company or extends to the Group/Joint Ventures/ Suppliers/Contractors/ NGOs/others.

The Policy covers the Company and all suppliers, sub suppliers, contractors, employees and third parties who deal with the Company.

2. Does the company have strategies/ initiatives to address global environmental issues such as climate change, global warming, etc? Y/N. If yes, please give hyperlink for webpage etc

As per Whirlpool of India's Corporate Social Responsibility Policy, sustainability is the core focus of the Company. Company has taken several initiatives from time to time which ranges from the use of alternate sources of energy to reduction in water consumption and waste management. Further details can be seen at the website of the Company at <https://www.whirlpoolofindia.com/sustainability>

3. Does the company identify and assess potential environmental risks?

Yes, Company continuously invests in research and development and develops products, processes & follow practices that support sustainability and energy efficiency

4. Does the company have any project related to Clean Development Mechanism? If so, provide details thereof, in about 50 words or so. Also, if Yes, whether any environmental compliance report is filed?

No

Whirlpool of India Limited

5. Has the company undertaken any other initiatives on – clean technology, energy efficiency, renewable energy, etc. Y/N. If yes, please give hyperlink for web page etc.

The initiatives undertaken by the Company in this regard are :-

- Increased Solar power capacity to 5.250 MW and Company plans for addition of new solar capacity of 2.1 MW. Total generation 30,99,081 units of electricity through Roof Top Solar Systems.
- Use of an energy efficient heater, LED lighting. Conversion of Hydraulic fixture to Servo Drives driven Fixtures.
- Achieve water efficiency by reduction of consumption of upto 2 litres of water by the/appliances during manufacturing.
- All plants of the Company are maintaining compliance by following the Environment Management System as per ISO 14001:2015 Version.

6. Are the Emissions/Waste generated by the Company within the permissible limits given by Central Pollution Control Board/ State Pollution Control Board (CPCB/SPCB) for the financial year being reported?

There have been no material breach of the permissible limits of emission/waste prescribed by CPCB/SPCB during the financial year 2020-21.

7. Number of show cause/ legal notices received from CPCB/SPCB which are pending (i.e. not resolved to satisfaction) as on end of Financial Year.

All Show cause / legal notices received from SPCB/CPCB responded and resolved to satisfaction and there are no pending show cause/legal notices received from SPCB/CPCB at the close of 2020-21.

Principle 7:

Businesses, when engaged in influencing public and regulatory policy, should do so in a responsible manner

1. Is your company a member of any trade and chamber or association? If Yes, Name only those major ones that your business deals with:

- a. CEAMA - Consumer Electronics Appliance Manufacturer Association
- b. RAMA - Refrigeration And Air Conditioning Manufacturers Association
- c. CII - Confederation of Indian Industry
- d. FIEO - Federation of Indian Export Organization
- e. FICCI - Federation of Indian Chambers of Commerce and Industries
- f. EEPC - Engineering Export Promotion Council

2. Have you advocated/lobbied through above associations for the advancement or improvement of public good? Yes/No; if yes specify the broad areas (drop box: Governance and Administration, Economic Reforms, Inclusive Development Policies, Energy security, Water, Food Security, Sustainable Business Principles, Others)

The company supports initiatives of these bodies on advancement/improvement of public good.

Principle 8:

Businesses should support inclusive growth and equitable development

1. Does the company have specified programmes/initiatives/projects in pursuit of the policy related to Principle 8? If yes, details thereof.

Yes. The Company works in the areas of Education, Skill Development and Other Community Development initiatives, the details of the initiatives are available on Company's website and can be accessed at www.whirlpoolindia.com/sustainability. Further Company also extended its support and worked towards COVID-19 initiatives to support the local communities of its plants during the year as it was the need of the hour.

2. Are the programmes/projects undertaken through in-house team/own foundation/external NGO/government structures/any other organization?

Projects are undertaken in partnership with various social development organizations/NGOs with credible experience and having a valid registration number. The organisations are identified and the projects are monitored and reviewed by the Company's CSR team meticulously .

3. Have you done any impact assessment of your initiative?

The Company ensures optimum utilisation of its resources and best outcomes from its CSR programs which involves on-site visits, understanding on-ground challenges etc. In pursuit of this, an impact assessment is done on a periodic basis as part of the review mechanism of projects by the NGO partners which is also reviewed by the CSR team of the Company . However, impact assessment to be done by an independent agency as per Companies (CSR Policy) (Amendment) Rules, 2021 is not applicable on the Company for the financial year ended 31st March, 2021.

4. What is your Company's direct contribution to community development projects- Amount in INR and the details of the projects undertaken.

These are detailed in **Annexure - C (CSR Report)** to the Directors' Report

5. Have you taken steps to ensure that this community development initiative is successfully adopted by the community? Please explain in 50 words, or so.

CSR activities were pursued in line with the Company's CSR policy and framework. The first step in the process is to identify communities that require our intervention through stakeholder engagement. The Company has continual interactions with the relevant stakeholders so that its interventions are sustainable and is accepted and adopted by the key stakeholders. The Company also took initiatives for its local communities where it operates through food distribution drives and extending service to the elderly people and children in the local communities during the pandemic.

Principle 9:

Businesses should engage with and provide value to their customers and consumers in a responsible manner

1. What percentage of customer complaints/consumer cases are pending as on the end of the financial year.
0.01% of consumer complaints/consumer cases are pending as at the end of the financial year.

2. Does the company display product information on the product label, over and above what is mandated as per local laws? Yes/No/N.A. /Remarks (additional information)

Yes. The display of information on the product label is as per the mandated local laws. Apart from the mandated declarations, additional declarations are furnished on the products/labels relating to the products and their usage.

3. Is there any case filed by any stakeholder against the company regarding unfair trade practices, irresponsible advertising and/or anti-competitive behaviour during the last five years and pending as on end of financial year. If so, provide details thereof, in about 50 words or so.

No, there have been no such cases filed by any of the stakeholders against the Company.

4. Did your company carry out any consumer survey/ consumer satisfaction trends?

Yes, customer engagement and feedback surveys were conducted.

INDEPENDENT AUDITOR'S REPORT

TO THE MEMBERS OF WHIRLPOOL OF INDIA LIMITED

REPORT ON THE AUDIT OF THE STANDALONE FINANCIAL STATEMENTS

Opinion

We have audited the standalone financial statements of Whirlpool of India Limited ("the Company"), which comprise the Balance Sheet as at March 31, 2021, and the Statement of Profit and Loss, Statement of Changes in Equity and Statement of Cash Flows for the year then ended, and notes to the standalone financial statements, including a summary of significant accounting policies and other explanatory information (hereinafter referred to as "standalone financial statements").

In our opinion and to the best of our information and according to the explanations given to us, the aforesaid standalone financial statements give the information required by the Companies Act, 2013("the Act") in the manner so required and give a true and fair view in conformity with the Indian Accounting Standards prescribed under section 133 of the Act read with Companies (Indian Accounting Standards) Rules, 2015 as amended ("Ind-AS") and other accounting principles generally accepted in India, of the state of affairs of the Company as at March 31, 2021, and profit, changes in equity and its cash flows for the year ended on that date.

Basis for Opinion

We conducted our audit in accordance with the Standards on Auditing (SAs) specified under section 143(10) of the Act. Our responsibilities under those Standards are further described in the Auditor's Responsibilities for the Audit of the Standalone Financial Statements section of our report. We are independent of the Company in accordance with the Code of Ethics issued by the Institute of Chartered Accountants of India (ICAI) together with the ethical requirements that are relevant to our audit of the standalone financial statements under the provisions of the Act and the Rules thereunder, and we have fulfilled our other ethical responsibilities in accordance with these requirements and the Code of Ethics. We believe that the audit evidence we have obtained is sufficient and appropriate to provide a basis for our opinion.

Emphasis of Matter

We draw attention to Note 43 to the standalone financial statements which states that the management has made an assessment of the impact of COVID-19 on the Company's operations, financial performance and position as at and for the year ended March 31, 2021 and has concluded that there is no impact which is required to be recognised in the financial statements. Accordingly, no adjustments have been made to the financial statements.

Our opinion is not modified in respect of this matter.

Key Audit Matters

Key audit matters are those matters that, in our professional judgment, were of most significance in our audit of the standalone financial statements of the current period. These matters were addressed in the context of our audit of the standalone financial statements as a whole, and in forming our opinion thereon, and we do not provide a separate opinion on these matters.

Description of Key Audit Matter

Evaluation of uncertain tax positions (Direct Tax and Indirect Tax)

The Company has transactions with related parties in other countries and hence is subject to transfer pricing regulations as specified under Income-Tax Act, 1961 in India. Certain transactions with related parties and various tax positions taken by the Company are challenged by the relevant tax authorities. Further certain tax positions relating to reporting of taxable turnover, selection of tax rates, non-collection of statutory forms, etc. in indirect tax are challenged by relevant tax authorities.

Management has assessed the Litigations/ Assessments status and has applied judgement in classifying/ taking appropriate actions as required under 'Ind AS 37 - Provisions, Contingent Liabilities, and Contingent Assets'.

We have determined this matter to be key audit matter due to the significance of the amounts and judgements involved.

Description of Auditor's Response

Our audit procedure in respect of this area included:

- Analysed the list of ongoing litigations, Management's assessment of the possible outcome of the case and related accounting in the standalone financial statements.
- Verified the completeness of the information by corroborating prior year work papers and changes, if any, to tax litigations status with the underlying documents.
- Auditor's expert was involved to reassess Management's assessment of the possible outcome.
- Litigations on income taxes was assessed in terms of recognition and measurement criteria mentioned in Appendix C, Uncertainty over Income Tax Treatments, to Ind AS 12-Income Taxes.
- Assessed the appropriateness of presentation/ disclosures in the standalone financial statements in accordance with Ind AS 37 and Ind AS 12 notified under the Companies (Indian Accounting Standards) Rules, 2015 (as amended from time to time).

Information Other than the Standalone Financial Statements and Auditor's Report Thereon

The Company's Board of Directors is responsible for the other information. The other information comprises the information included in the Director's report, etc but does not include the standalone financial statements and our auditor's report thereon.

Our opinion on the standalone financial statements does not cover the other information and we do not express any form of assurance conclusion thereon.

In connection with our audit of the standalone financial statements, our responsibility is to read the other information and, in doing so, consider whether the other information is materially inconsistent with the standalone financial statements or our knowledge obtained in the audit or otherwise appears to be materially misstated. If, based on the work we have performed, we conclude that there is a material misstatement of this other information, we are required to report that fact. We have nothing to report in this regard.

Responsibilities of Management and Those Charged with Governance for the Standalone Financial Statements

The Company's Board of Directors is responsible for the matters stated in section 134(5) of the Act with respect to the preparation of these standalone financial statements that give a true and fair view of the financial position, financial performance, changes in equity and cash flows of the Company in accordance with the accounting principles generally accepted in India, including the Accounting Standards specified under section 133 of the Act. This responsibility also includes maintenance of adequate accounting records in accordance with the provisions of the Act for safeguarding of the assets of the Company and for preventing and detecting frauds and other irregularities; selection and application of appropriate accounting policies; making judgments and estimates that are reasonable and prudent; and design, implementation and maintenance of adequate internal financial controls, that were operating effectively for ensuring the accuracy and completeness of the accounting records, relevant to the preparation and presentation of the standalone financial statement that give a true and fair view and are free from material misstatement, whether due to fraud or error.

In preparing the standalone financial statements, the Board of Directors is responsible for assessing the Company's ability to continue as a going concern, disclosing, as applicable, matters related to going concern and using the going concern basis of accounting unless the Board of Directors either intends to liquidate the Company or to cease operations, or has no realistic alternative but to do so.

Those Board of Directors are also responsible for overseeing the Company's financial reporting process.

Auditor's Responsibilities for the Audit of the Standalone Financial Statements

Our objectives are to obtain reasonable assurance about whether the standalone financial statements as a whole are free from material misstatement, whether due to fraud or error, and to issue an auditor's report that includes our

Whirlpool of India Limited

opinion. Reasonable assurance is a high level of assurance, but is not a guarantee that an audit conducted in accordance with SAs will always detect a material misstatement when it exists. Misstatements can arise from fraud or error and are considered material if, individually or in the aggregate, they could reasonably be expected to influence the economic decisions of users taken on the basis of these standalone financial statements.

We give in "Annexure A" a detailed description of Auditor's responsibilities for Audit of the Standalone Financial Statements.

Report on Other Legal and Regulatory Requirements

1. As required by the Companies (Auditor's Report) Order, 2016 ("the Order"), issued by the Central Government of India in terms of sub-section (11) of section 143 of the Act, we give in "Annexure B" a statement on the matters specified in paragraphs 3 and 4 of the Order, to the extent applicable.
2. As required by Section 143(3) of the Act, we report that:
 - (a) We have sought and obtained all the information and explanations which to the best of our knowledge and belief were necessary for the purposes of our audit.
 - (b) In our opinion, proper books of account as required by law have been kept by the Company so far as it appears from our examination of those books.
 - (c) The Balance Sheet, the Statement of Profit and Loss, the Statement of Changes in Equity and the Statement of Cash Flow dealt with by this Report are in agreement with the books of account.
 - (d) In our opinion, the aforesaid standalone financial statements comply with the Ind-AS specified under Section 133 of the Act.
 - (e) On the basis of the written representations received from the directors as on March 31, 2021 taken on record by the Board of Directors, none of the directors is disqualified as on March 31, 2021 from being appointed as a director in terms of Section 164 (2) of the Act.
 - (f) With respect to the adequacy of the internal financial controls with reference to standalone financial statements of the Company and the operating effectiveness of such controls, refer to our separate Report in "Annexure C".
 - (g) With respect to the other matters to be included in the Auditor's Report in accordance with Rule 11 of the Companies (Audit and Auditors) Rules, 2014, in our opinion and to the best of our information and according to the explanations given to us:
 - i. The Company has disclosed the impact of pending litigations on its financial position in its standalone financial statements – Refer Note 34 to the standalone financial statements;
 - ii. The Company did not have any long-term contracts including derivative contracts for which there were any material foreseeable losses.
 - iii. There were no amounts which were required to be transferred to the Investor Education and Protection Fund by the Company.
3. As required by The Companies (Amendment) Act, 2017, in our opinion, according to information, explanations given to us, the remuneration paid by the Company to its directors is within the limits laid prescribed under Section 197 of the Act and the rules thereunder.

For **MSKA & Associates**
Chartered Accountants
ICAI Firm Registration No. 105047W

Manish P Bathija
Partner
Membership No. 216706
UDIN: 21216706AAAABR8420

Place : Gurugram
Date : June 15, 2021

ANNEXURE A TO THE INDEPENDENT AUDITOR'S REPORT ON EVEN DATE ON THE STANDALONE FINANCIAL STATEMENTS OF WHIRLPOOL OF INDIA LIMITED

AUDITOR'S RESPONSIBILITIES FOR THE AUDIT OF THE STANDALONE FINANCIAL STATEMENTS

As part of an audit in accordance with SAs, we exercise professional judgment and maintain professional skepticism throughout the audit. We also:

- Identify and assess the risks of material misstatement of the financial statements, whether due to fraud or error, design and perform audit procedures responsive to those risks, and obtain audit evidence that is sufficient and appropriate to provide a basis for our opinion. The risk of not detecting a material misstatement resulting from fraud is higher than for one resulting from error, as fraud may involve collusion, forgery, intentional omissions, misrepresentations, or the override of internal control.
- Obtain an understanding of internal control relevant to the audit in order to design audit procedures that are appropriate in the circumstances. Under section 143(3)(i) of the Act, we are also responsible for expressing our opinion on whether the company has internal financial controls with reference to financial statements in place and the operating effectiveness of such controls.
- Evaluate the appropriateness of accounting policies used and the reasonableness of accounting estimates and related disclosures made by management.
- Conclude on the appropriateness of management's use of the going concern basis of accounting and, based on the audit evidence obtained, whether a material uncertainty exists related to events or conditions that may cast significant doubt on the Company's ability to continue as a going concern. If we conclude that a material uncertainty exists, we are required to draw attention in our auditor's report to the related disclosures in the financial statements or, if such disclosures are inadequate, to modify our opinion. Our conclusions are based on the audit evidence obtained up to the date of our auditor's report. However, future events or conditions may cause the Company to cease to continue as a going concern.
- Evaluate the overall presentation, structure and content of the financial statements, including the disclosures, and whether the financial statements represent the underlying transactions and events in a manner that achieves fair presentation.

We communicate with those charged with governance regarding, among other matters, the planned scope and timing of the audit and significant audit findings, including any significant deficiencies in internal control that we identify during our audit.

We also provide those charged with governance with a statement that we have complied with relevant ethical requirements regarding independence, and to communicate with them all relationships and other matters that may reasonably be thought to bear on our independence, and where applicable, related safeguards.

From the matters communicated with those charged with governance, we determine those matters that were of most significance in the audit of the financial statements of the current period and are therefore, the key audit matters. We describe these matters in our auditor's report unless law or regulation precludes public disclosure about the matter or when, in extremely rare circumstances, we determine that a matter should not be communicated in our report because the adverse consequences of doing so would reasonably be expected to outweigh the public interest benefits of such communication.

For **MSKA & Associates**
Chartered Accountants
ICAI Firm Registration No. 105047W

Manish P Bathija
Partner
Membership No. 216706
UDIN: 21216706AAAABR8420

Place : Gurugram
Date : June 15, 2021

ANNEXURE B TO INDEPENDENT AUDITORS' REPORT OF EVEN DATE ON THE STANDALONE FINANCIAL STATEMENTS OF WHIRLPOOL OF INDIA LIMITED FOR THE YEAR ENDED MARCH 31, 2021

[Referred to in paragraph 1 under 'Report on Other Legal and Regulatory Requirements' in the Independent Auditors' Report]

- i.
 - (a) The Company has maintained proper records showing full particulars including quantitative details and situation of fixed assets (Property, Plant and Equipment).
 - (b) Fixed assets (Property, Plant and Equipment) have been physically verified by the management during the year and no material discrepancies were identified on such verification.
 - (c) According to the information and explanations given to us and on the basis of our examination of the records of the Company, the title deeds of immovable properties are held in the name of the Company.
- ii. The inventory has been physically verified during the year by the management except for inventories in transit aggregating to INR 20,042 lacs as on March 31, 2021. In our opinion, the frequency of verification is reasonable. No material discrepancies were noticed on verification between the physical stock and the book records.
- iii. The Company has not granted any loans, secured or unsecured to Companies, Firms, Limited Liability Partnerships (LLP) or other parties covered in the register maintained under section 189 of the Companies Act, 2013 ('the Act'). Accordingly, the provisions stated in paragraph 3 (iii) (a) to (c) of the Order are not applicable to the Company.
- iv. In our opinion and according to the information and explanations given to us, the Company has not either directly or indirectly, granted any loan to any of its directors or to any other person in whom the director is interested, in accordance with the provisions of section 185 of the Act and the Company has not made investments through more than two layers of investment companies in accordance with the provisions of section 186 of the Act. Accordingly, provisions stated in paragraph 3(iv) of the Order are not applicable to the Company.
- v. In our opinion and according to the information and explanations given to us, the Company has not accepted any deposits from the public within the meaning of Sections 73, 74, 75 and 76 of the Act and the rules framed there under.
- vi. We have broadly reviewed the books of account relating to materials, labour and other items of cost maintained by the Company pursuant as specified by the Central Government for the maintenance of cost records under sub-section (1) of section 148 of the Act and we are of the opinion that prima facie the prescribed accounts and records have been made and maintained. We have not, however, made a detailed examination of the records with a view to determine whether they are accurate or complete.
- vii.
 - (a) According to the information and explanations given to us and the records of the Company examined by us, in our opinion, the Company is regular in depositing with appropriate authorities undisputed statutory dues including provident fund, employees' state insurance, income-tax, goods and service tax, duty of customs, cess and any other statutory dues applicable to it.
According to the information and explanations given to us, no undisputed amounts payable in respect of provident fund, employees' state insurance, income-tax, duty of custom goods and service tax, cess and other statutory dues were outstanding, at the year end, for a period of more than six months from the date they became payable.
 - (b) According to the information and explanations given to us and examination of records of the Company, the outstanding dues of income-tax, goods and service tax, custom duty, cess and other statutory dues on account of any dispute, are as follows:

Name of the statute	Nature of dues	Amount	Amount paid under protest	Period (Financial Year)	Forum where dispute is pending
Customs Act, 1962	Denial of exemption on account of classification issue of water purifiers	36	-	2010-11	CESTAT
Service Tax Rule, 1994	Disallowance of input credit on Research expenditure	135	-	2005-07	
Income tax Act, 1961	Penalty under section 271(1)(c) (Appeal filed by tax Department)	148	-	2004-05	ITAT
Andhra Pradesh General Sales Tax Act, 1957	Tax levied on optional service contacts	7	4	2000-01	Tribunal
		14	14	2001-02	Sales tax officer
		19	10	2002-03	High Court
		9	5	2003-04	Additional Commissione
Andhra Pradesh Value Added Tax Act, 2005	Dispute on tax rate on gas	4	4	2006-07	Sales tax officer
		3	3	2007-08	Sales tax officer
Bihar Value Added Tax Act, 2005	Entry Tax	13	-	2016-17	Assessing Authority
	Tax on discount through credit note	52	-	2016-17	Assessing Authority
	Tax on discount through credit note	21	-	2017-18	Assessing Authority
	CAG objection	47	14	2013-14	Revision with Commissioner
	Tax on discount through credit note	8	8	2009-10	Joint Commissioner
		15	15	2009-10	Tribunal
		40	40	2010-11	Tribunal
	Entry tax	7	7	2009-10	Deputy Commissioner
	Forms short	25	25	2009-10	Tribunal
		71	71	2010-11	Tribunal
		4	1	2006-07	Sales tax officer
	Road permit mismatch	1	#	2014-15	Commissioner
	Non submission of forms	1	-	2005-06	Deputy Commissioner
	Penalty	1	-	2011-12	Deputy Commissioner
		67	20	2014-15	Commissioner
		31	-	2015-16	Commissioner
	Tax on discount through credit note	101	30	2012-13	Joint Commissioner
	Tax on discount through credit note	85	26	2014-15	Revision with Commissioner
	Sales return disallowed	47	19	2013-14	Revision with Commissioner
	Tax on discount through credit note	24	24	2012-13	Joint Commissioner
	Tax on discount through credit note	26	16	2011-12	Joint Commissioner
	Tax on discount through credit note	6	-	2008-09	Commissioner of sales tax
		10	-	2009-10	Commissioner of sales tax
3		-	2010-11	Commissioner of sales tax	

Name of the statute	Nature of dues	Amount	Amount paid under protest	Period (Financial Year)	Forum where dispute is pending
	Tax on discount through credit note	43	-	2005-06	Sales tax officer
		1	-	2006-07	Deputy Commissioner
		34	-		Sales tax officer
Bihar Sales Tax Act, 1959	Entry Tax	1	-	2003-04	Sales tax officer
	Check post Penalty	4	1	2002-03	Tribunal
	Rebate disallowed	1	-	2004-05	Deputy Commissioner
Bombay Sales Tax Act, 1959	Tax on CQB excess claimed and non-submission of C forms	11	3	2004-05	Joint Commissioner
Chhattisgarh Value Added Tax	Non submission of C forms	5	-	2012-14	Assessing Authority
CGST Act, 2017	Anti-Profiteering	4	4	2018-19	High Court
Delhi Value Added Tax Act	Non submission of C forms	2	-	2016-17	Assistant Commissioner
Haryana General Sales Tax Act, 1973	Enhancement of turnover by taxing on MRP value Interest under section 59 of the sales tax act	9	9	2002-03	Joint Commissioner
		17	17	1982-83	High Court
		16	16	1983-84	
		82	82	1984-85	
		42	42	1985-86	
Haryana Value Added Tax Act, 2003	Entry Tax	59	-	2007-08	High Court
	C forms	220	-	2016-17	Excise-Taxation Officer
J & K GST Act, 1962	Rejection of claim	5	5	2002-03	Remand
J & K Value Added Tax Act, 2005	Penalty at Check Post	2	-	2012-13	Deputy Commissioner
		3	3	2008-09	Deputy Commissioner
	6	6	2009-10	Deputy Commissioner	
	2	2	2012-13	Sales tax officer	
	Rejection of claim of HUPS sale				
Jharkhand SGST Act	Penalty	1	-	2018-19	Joint Commissioner
Kerala General Sales Tax Act, 1963	Check post Penalty	1	1	2015-16	Intelligence
	Check post Penalty	15	-	2010-11	Tribunal
	Mismatch in Closing Stock	30	9	2010-11	Tribunal
Kerala Value Added Tax Act, 2005	Penalty at Check Post	2	-	2006-11	Deputy Commissioner
		1	-	2009-11	Intelligence
		7	7	2010-11	Sales tax officer

Name of the statute	Nature of dues	Amount	Amount paid under protest	Period (Financial Year)	Forum where dispute is pending
Karnataka Value Added Tax Act, 2005	SRN claim rejected	273	100	2014-15	Joint Commissioner
Maharashtra Value Added Tax Act, 2005	Vendor mismatch	37	2	2014-15	Joint Commissioner
	Vendor mismatch	56	0	2016-18	Deputy Commissioner State Tax
MP Commercial Tax Act, 1944	Rejection of claim on discounts	28	15	2002-03	Additional Commissioner
		26	3	2003-04	Additional Commissioner
	Non submission of forms	#	-	2004-05	Sales tax officer
	Rejection of credit notes	13	4	1998-99	Tribunal
		18	4	2001-02	High Court
	Rejection of forms	#	#	2003-04	Additional Commissioner
	Rejection of sales return	3	1	1999-00	Tax Board
MP Value Added Tax Act, 2005	Forms short	2	#	2011-12	Additional Commissioner
	Rejection of sales return	20	6	2005-06	Additional Commissioner
Orissa Sales Tax Act, 1947	Enhancement of turnover	7	6	2001-02	High Court
		2	2	1996-97	High Court
		1	1	1997-98	Sales tax officer
		2	-	1998-99	Tribunal
		3	1	1999-00	Tribunal
		1	#	2000-01	Tribunal
	Rejection of sales return	1	1	2001-02	Tribunal
		1	1	1999-00	Tribunal
		6	2	2000-01	Tribunal
		1	1	2001-02	Sales tax officer
Road Permit	3	-	2002-03	Tribunal	
Orissa Value Added Tax Act, 2005	Tax on entry of goods	332	-	2008-09	High Court
UP Goods and Services Tax Act (State)	Truck Detention	4	2	2019 -2020	Assistant Commissioner
Patna Value added tax	Cash Discount	2	-	2016-17	Tribunal
Rajasthan Entry Tax Act, 2005	Rejection of surcharge on tax on turnover	12	-	2013-14	Deputy Commissioner
	Entry Tax	12	-	2017-18	Entry Tax Apr to June-2017
		53	-	2007-08	Deputy Commissioner
		47	-	2008-09	Deputy Commissioner
		5	-	2016-17	Assessing Authority

Name of the statute	Nature of dues	Amount	Amount paid under protest	Period (Financial Year)	Forum where dispute is pending
Rajasthan Sales Tax Act, 1954	CSD form short	6	-	2015-16	Assessing Authority
	Rejection of surcharge	6	5	2000-01	Sales tax officer
	CSD form short	40	4	2016-17	Assessing Authority
	CSD form short	2	-	2017-18	Assessing Authority
Punjab Value Added Tax Act, 2005	Penalty at Check Post	1	#	2006-07	Deputy Commissioner
		#	#	2010-11	Sales tax officer
	Tax on freight charged on invoices	31	8	2005-06	First Appeal, Sales tax officer
		235	59	2006-07	Tribunal
	Turnover enhanced and taxable sales claimed in return rejected on the basis of difference in gross turnover declared	535	#	2010-11	First Appeal, Sales tax officer
Rajasthan Value Added Tax Act, 2005	CSD form short	2	2	2010-11	Deputy Commissioner
	Rejection of claim on credit notes for discount	35	35	2006-07	High Court
		47	47	2007-08	High Court
		17	17	2008-09	High Court
Tamil Nadu Value Added Tax Act, 2006	C Form short deposited	2	1	2012-13	Joint Commissioner
	Penalty at Check Post	8	-	2014-15	Joint Commissioner
	Forms C and F short submitted	44	27	2010-11	Sales tax officer
	Penalty at Roadside	8	8	2010-11	Joint Commissioner
	Rejection of Stock Transfer and C-form short	5	5	2008-09	Commercial Tax Officer
	Demand on imported goods taxed at Higher rate	35	9	2002-04	Joint Commissioner (Appeals)
	Penalty at Check Post	17	-	2015-16	Deputy State Tax Officer
Telangana Vat Act	Forms verification	1	#	2014-15	First Appeal, Sales tax officer
The Jharkhand Value Added Tax Act, 2003	CSD form short (Appeals)	3	-	2015-16	Joint Commissioner
	Interest and Penalty	1	-	2005-06	Sales tax officer
	Non submission of forms	1	-	2006-07	Sales tax officer
	Penalty at Check Post	6	6	2011-12	Commissioner of sales tax
Tamil Nadu General Sales Tax Act, 1959	Penalty at Check Post	23	8	1994-95	High Court
		10	3	1995-96	High Court
		9	8	1996-97	High Court
		28	11	1997-98	High Court
	Demand on statutory form	1	-	2016-17	Deputy Commissioner
	Entry Tax	1	-	2001-02	Tribunal
	Penal interest on late payment of Entry tax	3	-	2002-03	High Court
	Truck Detention	8	-	2018-19	First Appeal, Sales tax officer
	Rejection of Discount and F-Form short	1	1	2005-06	Sales tax officer

Name of the statute	Nature of dues	Amount	Amount paid under protest	Period (Financial Year)	Forum where dispute is pending	
UP Value Added Tax Act, 2008	Enhancement of turnover	3	3	2007-08	Tribunal	
	F-Form short & sales turnover increased	3	3	2011-12	Tribunal	
	Penalty at Check Post		1	1	2007-08	Assistant Commissioner
			6	6	2008-09	Tribunal
			#	-	2009-10	Commercial Tax Officer
			4	4	2009-10	Tribunal
			#	#	2010-11	Joint Commissioner
			2	-	2013-14	Joint Commissioner
		9	9	2014-15	Deputy Commissioner	
Turnover enhanced	22	22	2014-15	Deputy Commissioner		
Turnover increment as per departmental stock inspection	71	71	2011-12	Tribunal		
Uttarakhand Value Added Tax Act, 2005	Tax on gas sales	1	1	2008-09	First Appeal, Sales tax officer	
		1	1	2009-10	First Appeal, Sales tax officer	
		2	2	2010-11	First Appeal, Sales tax officer	
UP Entry Tax Act, 2007	Entry Tax	213	180	2008-09	Appeal filed with High Court	
	Entry tax & interest	54	47	2009-10	Tribunal	
UP State Goods and Services Tax Act	Truck Detention	4	-	2019-20	Tribunal	
West Bengal Value Added Tax Act, 2005	Export disallowed, Mismatch with customer	26	4	2013-14	First Appeal, Sales tax officer	
	Increased in turnover due to form rejection	2	-	2010-11	Joint Commissioner	
	Sales reversal rejected	116	18	2012-13	First Appeal, Sales tax officer	
	Wrong computation	1	#	2013-14	First Appeal, Sales tax officer	

Amount less than round off norm.

- viii. The Company does not have any loans or borrowings from any financial institution, banks, government, or debenture holders during the year. Accordingly, the provision stated in paragraph 3(viii) of the Order is not applicable to the Company.
- ix. The Company did not raise any money by way of initial public offer or further public offer (including debt instruments) and term loans during the year. Accordingly, the provisions stated in paragraph 3 (ix) of the Order are not applicable to the Company.

Whirlpool of India Limited

- x. During the course of our audit, examination of the books and records of the Company, carried out in accordance with the generally accepted auditing practices in India, and according to the information and explanations given to us, we have neither come across any instance of material fraud by the Company or on the Company by its officers or employees.
- xi. According to the information and explanations given to us and based on our examination of the records of the Company, the Company has paid/ provided for managerial remuneration in accordance with the requisite approvals mandated by the provisions of section 197 read with Schedule V to the Act.
- xii. In our opinion and according to the information and explanations given to us, the Company is not a Nidhi Company. Accordingly, the provisions stated in paragraph 3(xii) of the Order are not applicable to the Company.
- xiii. According to the information and explanations given to us and based on our examination of the records of the Company, transactions with the related parties are in compliance with sections 177 and 188 of the Act where applicable and details of such transactions have been disclosed in the financial statements as required by the applicable accounting standards.
- xiv. According to the information and explanations given to us and based on our examination of the records of the Company, the Company has not made any preferential allotment or private placement of shares or fully or partly convertible debentures during the year. Accordingly, the provisions stated in paragraph 3(xiv) of the Order are not applicable to the Company.
- xv. According to the information and explanations given to us and based on our examination of the records of the Company, the Company has not entered non-cash transactions with directors or persons connected with him. Accordingly, provisions stated in paragraph 3(xv) of the Order are not applicable to the Company.
- xvi. In our opinion, the Company is not required to be registered under section 45 IA of the Reserve Bank of India Act, 1934 and accordingly, the provisions stated in paragraph clause 3(xvi) of the Order are not applicable to the Company.

For **MSKA & Associates**
Chartered Accountants
ICAI Firm Registration No. 105047W

Manish P Bathija
Partner
Membership No. 216706
UDIN: 21216706AAAABR8420

Place : Gurugram
Date : June 15, 2021

ANNEXURE C TO THE INDEPENDENT AUDITOR'S REPORT OF EVEN DATE ON THE STANDALONE FINANCIAL STATEMENTS OF WHIRLPOOL OF INDIA LIMITED

[Referred to in paragraph 2(f) under 'Report on Other Legal and Regulatory Requirements' in the Independent Auditors' Report of even date to Members of Whirlpool of India Limited on the Standalone Financial Statements for the year ended March 31, 2021]

Report on the Internal Financial Controls under Clause (i) of Sub-section 3 of Section 143 of the Companies Act, 2013 ("the Act")

We have audited the internal financial controls with reference to standalone financial statements of Whirlpool of India Limited ("the Company") as of March 31, 2021 in conjunction with our audit of the standalone financial statements of the Company for the year ended on that date.

Management's Responsibility for Internal Financial Controls

The Company's Management is responsible for establishing and maintaining internal financial controls based on the internal control with reference to standalone financial statements criteria established by the Company considering the essential components of internal control stated in the Guidance Note on Audit of Internal Financial Controls Over Financial Reporting issued by the Institute of Chartered Accountants of India (ICAI) (the "Guidance Note"). These responsibilities include the design, implementation and maintenance of adequate internal financial controls that were operating effectively for ensuring the orderly and efficient conduct of its business, including adherence to Company's policies, the safeguarding of its assets, the prevention and detection of frauds and errors, the accuracy and completeness of the accounting records, and the timely preparation of reliable financial information, as required under the Act.

Auditors' Responsibility

Our responsibility is to express an opinion on the Company's internal financial controls with reference to standalone financial statements based on our audit. We conducted our audit in accordance with the Guidance Note and the Standards on Auditing, issued by ICAI and deemed to be prescribed under section 143(10) of the Act, to the extent applicable to an audit of internal financial controls. Those Standards and the Guidance Note require that we comply with ethical requirements and plan and perform the audit to obtain reasonable assurance about whether internal financial controls with reference to standalone financial statements was established and maintained and if such controls operated effectively in all material respects.

Our audit involves performing procedures to obtain audit evidence about the internal financial controls with reference to standalone financial statements and their operating effectiveness. Our audit of internal financial controls with reference to standalone financial statements included obtaining an understanding of internal financial controls with reference to standalone financial statements, assessing the risk that a material weakness exists, and testing and evaluating the design and operating effectiveness of internal control based on the assessed risk. The procedures selected depend on the auditor's judgement, including the assessment of the risks of material misstatement of the standalone financial statements, whether due to fraud or error.

We believe that the audit evidence we have obtained is sufficient and appropriate to provide a basis for our audit opinion on the Company's internal financial controls with reference to standalone financial statements.

Meaning of Internal Financial Controls With Reference to Standalone Financial Statements

A Company's internal financial control with reference to standalone financial statements is a process designed to provide reasonable assurance regarding the reliability of financial reporting and the preparation of standalone financial statements for external purposes in accordance with generally accepted accounting principles. A Company's internal financial control with reference to standalone financial statements includes those policies and procedures that (1) pertain to the maintenance of records that, in reasonable detail, accurately and fairly reflect the transactions and dispositions of the assets of the company; (2) provide reasonable assurance that transactions are recorded as necessary to permit preparation of standalone financial statements in accordance with generally accepted accounting principles, and that receipts and expenditures of the company are being made only in accordance with authorizations of management and directors of the company; and (3) provide reasonable assurance regarding prevention or timely detection of unauthorized acquisition, use, or disposition of the company's assets that could have a material effect on the standalone financial statements.

Whirlpool of India Limited

Inherent Limitations of Internal Financial Controls With Reference to Standalone Financial Statements

Because of the inherent limitations of internal financial controls with reference to standalone financial statements, including the possibility of collusion or improper management override of controls, material misstatements due to error or fraud may occur and not be detected. Also, projections of any evaluation of the internal financial controls with reference to standalone financial statements to future periods are subject to the risk that the internal financial control with reference to standalone financial statements may become inadequate because of changes in conditions, or that the degree of compliance with the policies or procedures may deteriorate.

Opinion

In our opinion, the Company has, in all material respects, internal financial controls with reference to standalone financial statements and such internal financial controls with reference to standalone financial statements were operating effectively as at March 31, 2021, based on the internal control with reference to standalone financial statements criteria established by the Company considering the essential components of internal control stated in the Guidance Note.

Place : Gurugram
Date : June 15, 2021

For **MSKA & Associates**
Chartered Accountants
ICAI Firm Registration No. 105047W

Manish P Bathija
Partner
Membership No. 216706
UDIN: 21216706AAAABR8420

STANDALONE BALANCE SHEET AS AT 31 MARCH 2021

(INR in lacs)

Particulars	Notes	As at 31 March 2021	As at 31 March 2020
Assets			
Non-current assets			
Property, plant and equipment	3A, 3B	69,685	70,348
Capital work in progress	3A	4,103	4,408
Intangible assets	4	1,037	543
Investment in joint venture	5	17,222	17,222
Financial assets	5		
i) Loans		1,540	1,812
ii) Others		14	11
Non-current tax assets (net)	19 A	4,934	4,683
Deferred tax assets (net)	19 B	4,167	3,749
Other non-current assets	6	4,006	3,419
		106,708	106,195
Current assets			
Inventories	7	127,378	116,594
Financial assets			
i) Investment	5	-	37,833
ii) Trade receivables	8	37,897	32,167
iii) Cash and cash equivalents	9	206,046	127,416
iv) Bank balances other than (iii) above	10	272	985
v) Loans	5	1,143	674
vi) Others	5	1,388	2,063
Other current assets	11	20,496	14,447
		394,620	332,179
		501,328	438,374
Total assets			
Equity and liabilities			
Equity			
Equity share capital	12	12,687	12,687
Other equity	13	269,629	242,001
		282,316	254,688
Non-current liabilities			
Financial Liabilities	15		
i) Trade payables			
- total outstanding dues of micro enterprises and small enterprises		-	-
- total outstanding dues of creditors other than micro enterprises and small enterprises		331	193
ii) Other financial liabilities		3,887	1,472
Provisions	16	25,091	20,738
Government grants	17	450	507
		29,759	22,910
Current liabilities			
Financial liabilities	15		
i) Trade payables			
- total outstanding dues of micro enterprises and small enterprises		2,042	1,891
- total outstanding dues of creditors other than micro enterprises and small enterprises		163,664	141,024
ii) Other financial liabilities		2,012	1,747
Other liabilities	15 A	16,223	11,570
Provisions	16	4,406	3,767
Government grants	17	57	57
Deferred revenue	18	849	720
		189,253	160,776
		219,012	183,686
Total equity and liabilities			
		501,328	438,374
Summary of significant accounting policies	2		
The accompanying notes are an integral part of the standalone financial statements			

As per our report of even date

For **MSKA & Associates**
Chartered Accountants
ICAI Firm Registration Number: 105047W

Manish P Bathija
Partner
Membership No. 216706
Place of Signature : Gurugram
Date : 15 June, 2021

For and on behalf of the Board of Directors of
Whirlpool of India Limited

Arvind Uppal
Chairman
DIN:00104992
Aditya Jain
Chief Financial Officer

Vishal Bhola
Managing Director
DIN: 08668079
Roopali Singh
Company Secretary

STANDALONE STATEMENT OF PROFIT AND LOSS FOR THE YEAR ENDED 31 MARCH 2021

Particulars	Notes	(INR in lacs)	
		31 March 2021	31 March 2020
Income			
Revenue from operations	20	589,989	599,252
Other income	21	8,960	12,871
Total income		598,949	612,123
Expenses			
Cost of raw material and components consumed	22	328,982	324,375
Purchase of traded goods		55,608	64,268
Changes in inventories of finished goods, work in progress and stock in trade	23	(10,195)	(23,653)
Employee benefits expense	24	62,989	58,963
Depreciation and amortisation expense	25	14,210	12,932
Other expenses	26	100,707	107,964
Finance costs	27	1,534	1,985
Total expense		553,835	546,834
Profit before tax		45,114	65,289
(1) Current tax	19	12,253	18,116
(2) Adjustment of tax relating to previous years	19	(10)	(227)
(3) Deferred tax	19	(456)	(229)
Income tax expense		11,787	17,660
Profit for the year		33,327	47,629
Other comprehensive income			
Other comprehensive income not to be reclassified to profit or loss in subsequent periods:			
Re-measurement gains/(losses) on defined benefit plans	29	153	(317)
Income tax effect		(38)	80
Net other comprehensive income not to be reclassified to profit or loss in subsequent periods		115	(237)
Other comprehensive income for the year, net of tax		115	(237)
Total comprehensive income for the year, net of tax		33,442	47,392
Earnings per share	30		
Basic and Diluted computed on the basis of profit attributable to equity holders of the Company		26.27	37.54
Summary of significant accounting policies	2		
The accompanying notes are an integral part of the standalone financial statements			

As per our report of even date

For **MSKA & Associates**
Chartered Accountants
ICAI Firm Registration Number: 105047W

Manish P Bathija
Partner
Membership No. 216706

Place of Signature : Gurugram
Date : 15 June, 2021

For and on behalf of the Board of Directors of
Whirlpool of India Limited

Arvind Uppal
Chairman
DIN:00104992
Aditya Jain
Chief Financial Officer

Vishal Bhola
Managing Director
DIN: 08668079
Roopali Singh
Company Secretary

STANDALONE STATEMENT OF CASH FLOWS FOR THE YEAR ENDED 31 MARCH 2021

Particulars	Notes	(INR in lacs)	
		31 March 2021	31 March 2020
Operating activities			
Profit before tax		45,114	65,289
<i>Adjustments to reconcile profit before tax to net cash flows:</i>			
Depreciation of property, plant and equipment	25,28	13,145	12,105
Amortisation of intangible assets	25	309	224
Depreciation of Right-of-use assets	25	967	900
Employee stock options	24	479	629
Cash incentives	24	51	48
Unrealised foreign exchange differences		903	(1,484)
Loss/(gain) on disposal of property, plant and equipment	26,21	192	(132)
Provision no longer required written back	21	-	(65)
Allowances for doubtful debts and advances	26	925	177
Interest income	21	(6,150)	(9,741)
Finance costs	27	1,534	1,985
Deferred income on Government Grant	17	(57)	(57)
Working capital adjustments:			
Increase in inventories	7	(10,784)	(29,318)
Increase in trade receivables	8	(5,819)	(4,659)
(Increase)/Decrease in financial assets	5,10	(656)	120
(Increase)/Decrease in other assets	6,11	(7,609)	3,396
Increase in trade payables, other financial liabilities and other liabilities	15, 15A	28,381	18,767
Increase in provision and deferred revenue	16,18	3,983	473
		64,908	58,657
Income tax paid		(12,494)	(20,635)
Net cash flows from operating activities		52,414	38,022
Investing activities			
Purchase of property, plant and equipment including intangibles and capital work in progress	3A	(10,068)	(30,725)
Proceeds from sale of property, plant and equipment		173	236
Proceeds from redemption of unquoted debt securities	5	35,736	13,774
Investment in bank deposits (having original maturity of more than 3 months)	5,10	748	(171)
Interest received	21	7,170	9,688
Net cash flows from/(used in) investing activities		33,759	(7,198)
Financing activities			
Interest paid others	27	(108)	(117)
Interest on lease liabilities	27	(135)	(150)
Payment of lease liabilities	15	(956)	(804)
Dividend paid	13	(6,344)	(6,344)
Dividend distribution tax	13	-	(1,304)
Net cash flows used in financing activities		(7,543)	(8,719)
Net increase in cash and cash equivalents		78,630	22,105
Cash and cash equivalents at the beginning of the year		127,416	105,311
Cash and cash equivalents at the end of the year	9	206,046	127,416
Non-cash investing activities			
Acquisition of Right-of-use assets	3B	4,618	993

As per our report of even date

For **MSKA & Associates**
Chartered Accountants
ICAI Firm Registration Number: 105047W

Manish P Bathija
Partner
Membership No. 216706
Place of Signature : Gurugram
Date : 15 June, 2021

For and on behalf of the Board of Directors of
Whirlpool of India Limited

Arvind Uppal
Chairman
DIN:00104992
Aditya Jain
Chief Financial Officer

Vishal Bhola
Managing Director
DIN: 08668079
Roopali Singh
Company Secretary

STANDALONE STATEMENT OF CHANGES IN EQUITY FOR THE YEAR ENDED 31 MARCH 2021

Particulars	No. in lacs	INR in lacs
a. Equity Share Capital (refer note12):		
Equity shares of INR 10 each issued, subscribed and fully paid		
At 1 April 2019	1,269	12,687
Changes during the year	-	-
At 31 March 2020	1,269	12,687
Changes during the year	-	-
At 31 March 2021	1,269	12,687

b. Other Equity**For the year ended 31 March 2021****(INR in lacs)****Other equity (refer note 13)**

Particulars	Share premium reserves	Share based payments reserves	Capital redemption reserve	Capital reserve	Capital subsidy	Cash incentive reserve	Retained earnings	Total
As at 1 April 2020	1,269	5,068	15,234	46	1	397	219,986	242,001
Profit for the year	-	-	-	-	-	-	33,327	33,327
Other comprehensive income (refer note 29)	-	-	-	-	-	-	115	115
Total comprehensive income	-	-	-	-	-	-	33,442	33,442
Cash dividends (refer note 14)	-	-	-	-	-	-	(6,344)	(6,344)
Share based payments (refer note 24)	-	479	-	-	-	-	-	479
Incentives for the year (refer note 24)	-	-	-	-	-	51	-	51
At 31 March 2021	1,269	5,547	15,234	46	1	448	247,084	269,629

For the year ended 31 March 2020**(INR in lacs)****Other equity (refer note 13)**

Particulars	Share premium reserves	Share based payments reserves	Capital redemption reserve	Capital reserve	Capital subsidy	Cash incentive reserve	Retained earnings	Total
As at 1 April 2019	1,269	4,439	15,234	46	1	349	180,242	201,580
Profit for the year	-	-	-	-	-	-	47,629	47,629
Other comprehensive income (refer note 29)	-	-	-	-	-	-	(237)	(237)
Total comprehensive income	-	-	-	-	-	-	47,392	47,392
Cash dividends (refer note 14)	-	-	-	-	-	-	(6,344)	(6,344)
Dividend distribution tax (DDT) (refer note 14)	-	-	-	-	-	-	(1,304)	(1,304)
Share based payments (refer note 24)	-	629	-	-	-	-	-	629
Incentives for the year (refer note 24)	-	-	-	-	-	48	-	48
At 31 March 2020	1,269	5,068	15,234	46	1	397	219,986	242,001

The accompanying notes are an integral part of the standalone financial statements

As per our report of even date

For **MSKA & Associates**
Chartered Accountants
ICAI Firm Registration Number: 105047W

Manish P Bathija
Partner
Membership No. 216706

Place of Signature : Gurugram
Date : 15 June, 2021

For and on behalf of the Board of Directors of
Whirlpool of India Limited

Arvind Uppal
Chairman
DIN:00104992
Aditya Jain
Chief Financial Officer

Vishal Bhola
Managing Director
DIN: 08668079
Roopali Singh
Company Secretary

NOTES TO STANDALONE FINANCIAL STATEMENTS FOR THE YEAR ENDED 31 MARCH 2021

1. Corporate information

Whirlpool of India Limited ("the Company") is a public company domiciled in India and is incorporated under the provisions of the Companies Act, 1956 as replaced by the Companies Act, 2013, applicable in India. Its shares are listed on Bombay Stock Exchange and National Stock Exchange and has its principal place of business located at Plot No. 40, Sector-44, Gurugram, Haryana - 122002.

The Company is a leading manufacturer of home appliances. It is primarily engaged in manufacturing and trading of Refrigerators, Washing Machines, Air Conditioners, Microwave Ovens, built in and Small appliances and caters to both domestic and international markets. The Company also provides services in the area of product development and procurement services to Whirlpool Corporation, USA and other group companies.

The standalone financial statements were authorised for issue in accordance with a resolution of the directors on 15 June 2021.

2. Significant accounting policies

I. Basis of preparation

The standalone financial statements of the Company have been prepared in accordance with Indian Accounting Standards (Ind AS) notified under the Companies (Indian Accounting Standards) Rules, 2015 (as amended from time to time) and presentation requirements of Division II of schedule III to the Companies Act, 2013.

The standalone financial statements have been prepared on a historical cost basis, except for the following assets and liabilities which have been measured at fair value or revalued amount:

- Derivative financial instruments, and
- Certain financial assets and liabilities measured at fair value (refer accounting policy regarding financial instruments).

The standalone financial statements are presented in INR and all values are rounded to the nearest lacs, except when otherwise indicated.

II. Summary of significant accounting policies

a) Current versus non-current classification

The Company presents assets and liabilities in the Balance Sheet based on current/non-current classification. An asset is treated as current when it is:

- Expected to be realized or intended to be sold or consumed in normal operating cycle,
- Held primarily for the purpose of trading,
- Expected to be realized within twelve months after the reporting period, or
- Cash or cash equivalent unless restricted from being exchanged or used to settle a liability for at least twelve months after the reporting period.

All other assets are classified as non-current.

A liability is current when:

- It is expected to be settled in normal operating cycle,
- It is held primarily for the purpose of trading,
- It is due to be settled within twelve months after the reporting period, or
- There is no unconditional right to defer the settlement of the liability for at least twelve months after the reporting period.

The Company classifies all other liabilities as non-current.

Deferred tax assets and liabilities are classified as non-current assets and liabilities.

The operating cycle is the time between the acquisition of assets for processing and their realisation in cash and cash equivalents. The Company has identified twelve months as its operating cycle.

b) Foreign currencies

Items included in the standalone financial statements of the Company are measured using the currency of the primary economic environment in which the Company operates ('the functional currency'). The standalone financial statements are presented in Indian Rupee (INR), which is the Company's functional and presentation currency.

Transactions and balances

Transactions in foreign currencies are initially recorded at its functional currency spot rates at the date the transaction first qualifies for recognition. However, for practical reasons, the Company uses an average rate, if the average approximates the actual rate at the date of the transaction.

Monetary assets and liabilities denominated in foreign currencies are translated at the functional currency spot rates of exchange at the reporting date.

Exchange differences arising on settlement or translation of monetary items are recognised in the Statement of Profit and Loss.

Non-monetary items that are measured in terms of historical cost in a foreign currency are recorded using the exchange rates at the dates of the initial transactions. Non-monetary items measured at fair value in a foreign currency are translated using the exchange rates at the date when the fair value is determined. The gain or loss arising on translation of non-monetary items measured at fair value is treated in line with the recognition of the gain or loss on the change in fair value of the item [i.e., translation differences on items whose fair value gain or loss is recognised in Other Comprehensive Income (OCI) or Statement of Profit and Loss are also recognised in OCI or Statement of Profit and Loss, respectively].

c) Fair Value measurement

The Company measures financial instruments, such as, derivatives at fair value at each Balance Sheet date.

Fair value is the price that would be received to sell an asset or paid to transfer a liability in an orderly transaction between market participants at the measurement date. The fair value measurement is based on the presumption that the transaction to sell the asset or transfer the liability takes place either:

- In the principal market for the asset or liability, or
- In the absence of a principal market, in the most advantageous market for the asset or liability.

The principal or the most advantageous market must be accessible by the Company.

The fair value of an asset or a liability is measured using the assumptions that market participants would use when pricing the asset or liability, assuming that market participants act in their economic best interest.

A fair value measurement of a non-financial asset takes into account a market participant's ability to generate economic benefits by using the asset in its highest and best use or by selling it to another market participant that would use the asset in its highest and best use.

The Company uses valuation techniques that are appropriate in the circumstances and for which sufficient data are available to measure fair value, maximising the use of relevant observable inputs and minimising the use of unobservable inputs.

All assets and liabilities for which fair value is measured or disclosed in the standalone financial statements are categorised within the fair value hierarchy, described as follows, based on the lowest level input that is significant to the fair value measurement as a whole:

- Level 1 — Quoted (unadjusted) market prices in active markets for identical assets or liabilities.
- Level 2 — Valuation techniques for which the lowest level input that is significant to the fair value measurement is directly or indirectly observable.
- Level 3 — Valuation techniques for which the lowest level input that is significant to the fair value measurement is unobservable.

NOTES TO STANDALONE FINANCIAL STATEMENTS FOR THE YEAR ENDED 31 MARCH 2021

For assets and liabilities that are recognised in the standalone financial statements on a recurring basis, the Company determines whether transfers have occurred between levels in the hierarchy by re-assessing categorisation (based on the lowest level input that is significant to the fair value measurement as a whole) at the end of each reporting period.

For the purpose of fair value disclosures, the Company has determined classes of assets and liabilities on the basis of the nature, characteristics and risks of the asset or liability and the level of the fair value hierarchy as explained above.

This note summarises accounting policy for fair value. Other fair value related disclosures are given in the relevant notes.

- Disclosures for valuation methods, significant estimates and assumptions (note 31, 40, 41)
- Financial instruments (including those carried at amortised cost) (note 5, 8, 9, 10, 15, 39, 40, 41)

d) Revenue from contract with customers

Revenue from contracts with customers is recognised when control of the goods or services are transferred to the customer at an amount that reflects the consideration to which the Company expects to be entitled in exchange for those goods or services. The Company has generally concluded that it is the principal in its revenue arrangements, because it typically controls the goods or services before transferring them to the customer.

The disclosures of significant accounting judgements, estimates and assumptions relating to revenue from contracts with customers are provided in note 31.

Sale of products

Revenue from sale of products is recognised at the point in time when control of the asset is transferred to the customer, generally on delivery of the product. The normal credit term is 0 to 135 days from delivery.

The Company considers whether there are other promises in the contract that are separate performance obligations to which a portion of the transaction price needs to be allocated (e.g., warranties). In determining the transaction price for the sale of product, the Company considers the effects of variable consideration, the existence of significant financing components, non-cash consideration, and consideration payable to the customer (if any).

i) Variable consideration

If the consideration in a contract includes a variable amount, the Company estimates the amount of consideration to which it will be entitled in exchange for transferring the goods to the customer. The variable consideration is estimated at contract inception and constrained until it is highly probable that a significant revenue reversal in the amount of cumulative revenue recognised will not occur when the associated uncertainty with the variable consideration is subsequently resolved. Some contracts for the sale of products provide customers with a right of return and volume rebates. The rights of return and volume rebates give rise to variable consideration.

a) Rights of return

In certain cases, the Company provides its customers right to return the goods within a specified period. The Company uses the expected value method to estimate the goods that will not be returned because this method best predicts the amount of variable consideration to which the Company will be entitled. The requirements in Ind AS 115 on constraining estimates of variable consideration are also applied in order to determine the amount of variable consideration that can be included in the transaction price. For goods that are expected to be returned, the Company recognises Liability for expected sales return, a receivables on expected sales return (and corresponding adjustment to change in inventory is also recognised for the receivables on expected sales return from a customer).

b) Volume rebates

The Company provides retrospective volume rebates to certain customers once the quantity of products purchased during the period exceeds a threshold specified in the contract. Rebates are offset against

NOTES TO STANDALONE FINANCIAL STATEMENTS FOR THE YEAR ENDED 31 MARCH 2021

amounts payable by the customer. To estimate the variable consideration for the expected future rebates, the Company applies the most likely amount method for contracts with a single-volume threshold and the expected value method for contracts with more than one volume threshold. The selected method that best predicts the amount of variable consideration is primarily driven by the number of volume thresholds contained in the contract. The Company then applies the requirements on constraining estimates of variable consideration and recognises a provision for trade discounts for the expected future rebates.

c) Service-type Warranty

The Company does not have any service type warranty which could be accounted for as service-type warranties and as separate financial obligation to which Company allocates the portion of transaction price.

e) Other revenue streams

Interest Income

For all debt instruments measured at amortised cost, interest income is recorded using the effective interest rate (EIR). EIR is the rate that exactly discounts the estimated future cash receipts over the expected life of the financial instrument or a shorter period, where appropriate, to the gross carrying amount of the financial asset. When calculating the effective interest rate, the Company estimates the expected cash flows by considering all the contractual terms of the financial instrument (for example, prepayment, extension, call and similar options) but does not consider the expected credit losses. Interest income is included in "other income" in the Statement of Profit and Loss.

Interest income on fixed deposits is recognised on a time proportion basis taking into account the amount outstanding and the applicable interest rate. Interest income is included under the head "other income" in the Statement of Profit and Loss.

Export incentives benefit

Export benefit income is recognised in the Statement of Profit and Loss, when the right to receive the benefits amount is established as per the terms of the relevant scheme and where there is no significant uncertainty regarding the ultimate collection of the relevant export proceeds.

f) Government Grants

Government grants are recognised where there is reasonable assurance that the grant will be received and all attached conditions will be complied with. When the grant relates to an expense item, it is recognised as income on a systematic basis over the periods that the related costs, for which it is intended to compensate, are expensed. When the grant relates to an asset, it is recognised as income in equal amounts over the expected useful life of the related asset.

When the Company receives grants of non-monetary assets, the asset and the grant are recorded at fair value amounts and released to Statement of Profit and Loss over the expected useful life in a pattern of consumption of the benefit of the underlying asset i.e. by equal annual instalments. When loans or similar assistance are provided by governments or related institutions, with an interest rate below the current applicable market rate, the effect of this favourable interest is regarded as a government grant. The loan or assistance is initially recognised and measured at fair value and the government grant is measured as the difference between the initial carrying value of the loan and the proceeds received. The loan is subsequently measured as per the accounting policy applicable to financial liabilities.

g) Taxes

Current income tax

Current income tax assets and liabilities are measured at the amount expected to be recovered from or paid to the taxation authorities. The tax rates and tax laws used to compute the amount are those that are enacted or substantively enacted, at the reporting date in the country where the Company operates and generate taxable income.

NOTES TO STANDALONE FINANCIAL STATEMENTS FOR THE YEAR ENDED 31 MARCH 2021

Current income tax relating to items recognised outside profit or loss is recognised outside profit or loss (either in other comprehensive income or in equity). Current tax items are recognised in correlation to the underlying transaction either in OCI or directly in equity. Management periodically evaluates positions taken in the tax returns with respect to situations in which applicable tax regulations are subject to interpretation and establishes provisions where appropriate.

Deferred Tax

Deferred tax is provided using the liability method on temporary differences between the tax bases of assets and liabilities and their carrying amounts for financial reporting purposes at the reporting date.

Deferred tax is recognised for all taxable temporary differences except:

- When the deferred tax liability arises from the initial recognition of an asset or liability in a transaction that is not a business combination and, at the time of the transaction, affects neither the accounting profit nor taxable profit or loss.

Deferred tax assets are recognised for all deductible temporary differences, the carry forward of unused tax credits and any unused tax losses. Deferred tax assets are recognised to the extent that it is probable that taxable profit will be available against which the deductible temporary differences, and the carry forward of unused tax credits and unused tax losses can be utilised, except:

- When the deferred tax asset relating to the deductible temporary difference arises from the initial recognition of an asset or liability in a transaction that is not a business combination and, at the time of the transaction, affects neither the accounting profit nor taxable profit or loss

The carrying amount of deferred tax assets is reviewed at each reporting date and reduced to the extent that it is no longer probable that sufficient taxable profit will be available to allow all or part of the deferred tax asset to be utilised. Unrecognised deferred tax assets are re-assessed at each reporting date and are recognised to the extent that it has become probable that future taxable profits will allow the deferred tax asset to be recovered.

Deferred tax assets and liabilities are measured at the tax rates that are expected to apply in the year when the asset is realised or the liability is settled, based on tax rates (and tax laws) that have been enacted or substantively enacted at the reporting date.

Deferred tax relating to items recognised outside profit or loss is recognised outside profit or loss (either in other comprehensive income or in equity). Deferred tax items are recognised in correlation to the underlying transaction either in OCI or directly in equity.

Deferred tax assets and deferred tax liabilities are offset if a legally enforceable right exists to set off current tax assets against current tax liabilities and the deferred taxes relate to the same taxable entity and the same taxation authority.

h) Property, plant and equipment

Capital work in progress is stated at cost, net of accumulated impairment loss, if any. Property, plant and equipment is stated at cost, net of accumulated depreciation and accumulated impairment losses, if any. Such cost includes the cost of replacing part of the property, plant and equipment and borrowing costs for long-term construction projects if the recognition criteria are met. When significant parts of property, plant and equipment are required to be replaced at intervals, the Company depreciates them separately based on their specific useful lives. Likewise, when a major inspection is performed, its cost is recognised in the carrying amount of the property, plant and equipment as a replacement if the recognition criteria are satisfied. All other repair and maintenance costs are recognised in the Statement of Profit and Loss as incurred. The present value of the expected cost for the decommissioning of an asset, if any, after its use is included in the cost of the respective asset if the recognition criteria for a provision are met.

NOTES TO STANDALONE FINANCIAL STATEMENTS FOR THE YEAR ENDED 31 MARCH 2021

Depreciation is calculated on a straight-line basis over the estimated useful lives of the following assets:

Type of Asset	Useful lives estimated by the Management (years)
Building	
- Factory building	30
- Other than factory building (RCC Frame Structure)	60
Plant and equipment (other than production)	15
Trolleys and other equipment (included in Plant and equipment)	2
Moulds and tools (included in Plant and equipment)	6
Office equipment	5
Computers	3
Furniture and Fixtures	10
Vehicles	8

Plant and equipment used in production, depreciation is calculated based on units produced, unless units produced drop below a minimum threshold at which point depreciation is recorded using the straight-line method. This method is referred as modified units of production (MUOP) in the books of account.

The amount paid for leasehold land is amortised over the lease period of 99 years and depreciation on leasehold improvement, which includes temporary structures, is provided over the unexpired period of lease or estimated useful life of 3 years, whichever is lower.

The Company, based on technical assessment made by a technical expert and Management estimate, depreciates certain items of plant and equipment i.e. Trolleys and other equipment and Moulds and tools over the period of 2 years and 6 years respectively, which are different from the useful life prescribed in Schedule II to the Companies Act, 2013. The Management believes that estimated useful lives are realistic and reflect fair approximation of the period over which the assets are likely to be used.

An item of property, plant and equipment and any significant part initially recognised is derecognised upon disposal or when no future economic benefits are expected from its use or disposal. Any gain or loss arising on derecognition of the asset (calculated as the difference between the net disposal proceeds and the carrying amount of the asset) is included in the Statement of Profit and Loss when the asset is derecognised.

Considering the proprietary nature of assets and historical data, the Management has estimated the salvage value of the assets to be nil for the purpose of computing depreciation. Further, the residual values, useful lives and methods of depreciation of property, plant and equipment are reviewed at each financial year end and adjusted prospectively, if appropriate.

i) Intangible assets

Intangible assets acquired separately are measured on initial recognition at cost. Following initial recognition, intangible assets are carried at cost less accumulated amortisation and accumulated impairment losses, if any.

Intangible assets with finite lives are amortised over the useful economic life and assessed for impairment whenever there is an indication that the intangible asset may be impaired. The amortisation period and the amortisation method for an intangible asset with a finite useful life are reviewed at least at the end of each reporting period. Changes in the expected useful life or the expected pattern of consumption of future economic benefits embodied in the asset are considered to modify the amortisation period or method, as appropriate, and are treated as changes in accounting estimates. The amortisation expense on intangible assets with finite lives is recognised in the Statement of Profit and Loss unless such expenditure forms part of carrying value of another asset.

NOTES TO STANDALONE FINANCIAL STATEMENTS FOR THE YEAR ENDED 31 MARCH 2021

Software

Cost of software is amortised over its useful life of 60 months starting from the month of project implementation. Gains or losses arising from derecognition of an intangible asset are measured as the difference between the net disposal proceeds and the carrying amount of the asset and are recognised in the Statement of Profit and Loss when the asset is derecognised.

Research and development costs

Research costs are expensed as incurred. Development expenditures on an individual project are recognised as an intangible asset when the Company can demonstrate:

- The technical feasibility of completing the intangible asset so that the asset will be available for use or sale
- Its intention to complete and its ability and intention to use or sell the asset
- How the asset will generate future economic benefits
- The availability of resources to complete the asset
- The ability to measure reliably the expenditure during development

All expenses incurred on research and development activities are expensed as incurred by the Company since these do not meet the recognition criteria as listed above.

j) Leases

The Company assesses at contract inception whether a contract is, or contains, a lease. That is, if the contract conveys the right to control the use of an identified asset for a period of time in exchange for consideration.

Company as a lessee

The Company applies a single recognition and measurement approach for all leases, except for short-term leases and leases of low-value assets. The Company recognises lease liabilities to make lease payments and right-of-use assets representing the right to use the underlying assets.

i) Right-of-use assets

The Company recognises right-of-use assets at the commencement date of the lease (i.e., the date the underlying asset is available for use). Right-of-use assets are measured at cost, less any accumulated depreciation and impairment losses, and adjusted for any remeasurement of lease liabilities. The cost of right-of-use assets includes the amount of lease liabilities recognised, initial direct costs incurred, and lease payments made at or before the commencement date less any lease incentives received. Right-of-use assets are depreciated on a straight-line basis over the shorter of the lease term and the estimated useful lives of the assets.

If ownership of the leased asset transfers to the Company at the end of the lease term or the cost reflects the exercise of a purchase option, depreciation is calculated using the estimated useful life of the asset.

ii) Lease Liabilities

At the commencement date of the lease, the Company recognises lease liabilities measured at the present value of lease payments to be made over the lease term. The lease payments include fixed payments (including in substance fixed payments) less any lease incentives receivable, variable lease payments that depend on an index or a rate, and amounts expected to be paid under residual value guarantees. The lease payments also include the exercise price of a purchase option reasonably certain to be exercised by the Company and payments of penalties for terminating the lease, if the lease term reflects the Company exercising the option to terminate. Variable lease payments that do not depend on an index or a rate are recognised as expenses (unless they are incurred to produce inventories) in the period in which the event or condition that triggers the payment occurs.

In calculating the present value of lease payments, the Company uses its incremental borrowing rate at the lease commencement date because the interest rate implicit in the lease is not readily determinable. After the commencement date, the amount of lease liabilities is increased to reflect the accretion of interest and reduced for the lease payments made. In addition, the carrying amount of lease liabilities is remeasured if

NOTES TO STANDALONE FINANCIAL STATEMENTS FOR THE YEAR ENDED 31 MARCH 2021

there is a modification, a change in the lease term, a change in the lease payments (e.g., changes to future payments resulting from a change in an index or rate used to determine such lease payments) or a change in the assessment of an option to purchase the underlying asset.

The Company's lease liabilities are included in other financial liabilities (refer note 15).

iii) Short-term leases and leases of low-value assets

The Company applies the short-term lease recognition exemption to its short-term leases of office building and warehouses (i.e., those leases that have a lease term of 12 months or less from the commencement date and do not contain a purchase option). It also applies the lease of low-value assets recognition exemption to leases of office building and warehouses that are considered to be low value. Lease payments on short-term leases and leases of low-value assets are recognised as expense on a straight-line basis over the lease term.

Company as a lessor

Leases in which the Company does not transfer substantially all the risks and rewards of ownership of an asset are classified as operating leases. Rental income from operating lease is recognised on a straight-line basis over the term of the relevant lease. Initial direct costs incurred in negotiating and arranging an operating lease are added to the carrying amount of the leased asset and recognised over the lease term on the same basis as rental income. Contingent rents are recognised as revenue in the period in which they are earned.

k) Inventories

Inventories are valued at the lower of cost and net realisable value.

Costs incurred in bringing each product to its present location and conditions are accounted for as follows:

- Raw materials: cost includes cost of purchase and other costs incurred in bringing the inventories to their present location and condition. Cost is determined on weighted average basis.
- Finished goods and work in progress: cost includes cost of direct materials and labour and a proportion of manufacturing overheads based on the normal operating capacity, but excluding borrowing costs. Cost is determined on weighted average basis.
- Traded goods: cost includes cost of purchase and other costs incurred in bringing the inventories to their present location and condition. Cost is determined on weighted average basis.

Net realisable value is the estimated selling price in the ordinary course of business, less estimated costs of completion and the estimated costs necessary to make the sale.

l) Impairment of non-financial assets

The Company assesses at each reporting date, whether there is an indication that an asset may be impaired. If any indication exists, or when annual impairment testing for an asset is required, the Company estimates the asset's recoverable amount. An asset's recoverable amount is the higher of an asset's or cash-generating unit's (CGU) net selling price and its value in use. Recoverable amount is determined for an individual asset, unless the asset does not generate cash inflows that are largely independent of those from other assets or groups of assets. Where the carrying amount of an asset or CGU exceeds its recoverable amount, the asset is considered impaired and is written down to its recoverable amount.

In assessing value in use, the estimated future cash flows are discounted to their present value using a pre-tax discount rate that reflects current market assessments of the time value of money and the risks specific to the asset. In determining fair value less costs of disposal, recent market transactions are taken into account. If no such transactions can be identified, an appropriate valuation model is used. These calculations are corroborated by valuation multiples, quoted share prices for publicly traded companies or other available fair value indicators.

The Company bases its impairment calculation on detailed budgets and forecast calculations which are prepared separately for each of the Company's cash-generating units to which the individual assets are allocated. These budgets and forecast calculations are generally covering a period of five years. For longer periods, a long term growth rate is calculated and applied to project future cash flows after the fifth year. To estimate cash flow projections beyond periods covered by the most recent budgets/ forecasts, the Company extrapolates cash flow projections in the budget using a steady or declining growth rate for subsequent years, unless an increasing rate can be justified. In any case, this growth rate does not exceed the long-term average growth rate for the products, industries, or country or countries in which the entity operates, or for the market in which the asset is used.

NOTES TO STANDALONE FINANCIAL STATEMENTS FOR THE YEAR ENDED 31 MARCH 2021

Impairment losses, including impairment on inventories, are recognised in the Statement of Profit and Loss, except for properties previously revalued with the revaluation surplus, if any, taken to OCI. For such properties, the impairment is recognised in OCI up to the amount of any previous revaluation surplus.

The impairment assessment for all assets is made at each reporting date to determine whether there is an indication that previously recognised impairment losses no longer exist or have decreased. If such indication exists, the Company estimates the asset's or CGU's recoverable amount. A previously recognised impairment loss is reversed only if there has been a change in the assumptions used to determine the asset's recoverable amount since the last impairment loss was recognised. The reversal is limited so that the carrying amount of the asset does not exceed its recoverable amount, nor exceed the carrying amount that would have been determined, net of depreciation, had no impairment loss been recognised for the asset in prior years. Such reversal is recognised in the Statement of Profit and Loss.

m) Provisions

General

A provision is recognised when the Company has a present obligation (legal or constructive) as a result of past event, it is probable that an outflow of resources embodying economic benefits will be required to settle the obligation and a reliable estimate can be made of the amount of the obligation. When the Company expects some or all of a provision to be reimbursed, for example, under an insurance contract, the reimbursement is recognised as a separate asset, but only when the reimbursement is virtually certain. The expense relating to a provision is presented in the Statement of Profit and Loss net of any reimbursement.

If the effect of the time value of money is material, provisions are discounted using a current pre-tax rate that reflects, when appropriate, the risks specific to the liability. When discounting is used, the increase in the provision due to the passage of time is recognised as a finance cost.

Warranty provisions

Provisions for product warranty related costs are recognised when the product is sold to the customer. The provision is determined on the basis of valuation carried out by an independent actuary as at the year end.

n) Retirement and other employee benefits

Provident fund

Retirement benefit in the form of Provident Fund is a defined contribution scheme. The Company has no obligation, other than the contribution payable to the provident fund. The Company recognises contribution payable to the provident scheme as an expenditure, when an employee renders the related service. If the contribution payable to the scheme for service received before the Balance Sheet date exceeds the contribution already paid, the deficit payable to the scheme is recognised as a liability after deducting the contribution already paid. If the contribution already paid exceeds the contribution due for services received before the Balance Sheet date, then excess is recognised as an asset to the extent that the pre-payment will lead to, for example, a reduction in future payment or a cash refund.

Superannuation Fund

Retirement benefit in the form of Superannuation Fund is a defined contribution scheme. The Company has no obligation, other than the contribution payable to the superannuation fund. The Company recognises contribution payable to the relevant scheme as expenditure, when an employee renders the related service. The Company has arrangement with Insurance Company to administer its superannuation scheme.

Gratuity

Gratuity liability is defined benefit obligation and is provided for on the basis of an actuarial valuation on projected unit credit (PUC) method made at the end of each financial year. The Company has created an approved Gratuity Fund, which has taken a group gratuity cum insurance policy with an Insurance company to cover the gratuity liability of the employees and premium on contribution paid to such insurance company is charged to the Statement of Profit and Loss.

Remeasurements, comprising of actuarial gains and losses, the effect of the asset ceiling, excluding amounts included in net interest on the net defined benefit liability and the return on plan assets (excluding amounts included in net interest on the net defined benefit liability), are recognised immediately in the Balance Sheet

NOTES TO STANDALONE FINANCIAL STATEMENTS FOR THE YEAR ENDED 31 MARCH 2021

with a corresponding debit or credit to retained earnings through OCI in the period in which they occur. Remeasurements are not reclassified to Statement of Profit and Loss in subsequent periods.

Past service costs are recognised in Statement of Profit and Loss on the earlier of:

- The date of the plan amendment or curtailment, and
- The date that the Company recognises related restructuring costs.

Net interest is calculated by applying the discount rate to the net defined benefit liability or asset. The Company recognises the following changes in the net defined benefit obligation as an expense in the Statement of Profit and Loss:

- Service costs comprising current service costs, past-service costs, gains and losses on curtailments and non-routine settlements; and
- Net interest expense or income.

Welfare schemes:

- i. The Company provides for liability in respect of other long term benefit schemes offered to the employees of the Faridabad Refrigeration Operations on the basis of year end actuarial valuation. This is an unfunded defined benefit scheme.
- ii. The Company provides for liability in respect of long term service award scheme for its employees at the Faridabad Refrigeration Operations and Puducherry Washers Operations on the basis of year end actuarial valuation. This is an unfunded defined benefit scheme.

The cost of providing benefits under the welfare schemes is determined using the projected unit credit method.

Compensated absences:

The Company treats accumulated leave to be carried forward beyond twelve months as long term employee benefit for measurement purposes, such long term compensated absences are provided for based on actuarial valuation which is done as per projected unit credit method at year end. The Company presents the leave as current liability in the Balance Sheet to the extent it does not have an unconditional right to defer its settlement beyond twelve months from the reporting date.

o) Share-based Payments

Employees (including senior executives) of the Company receive remuneration from the Ultimate Holding Company in the form of share-based payments, whereby employees render services as consideration for equity instruments (equity-settled transactions).

Equity-settled transactions

The cost of equity-settled transactions is determined by the fair value at the date when the grant is made using an appropriate valuation model.

That cost is recognised as employee benefits expense in the Statement of Profit and Loss together with a corresponding increase in other equity as 'Share based payments reserve' in lines with requirement as per Ind AS 102 (Share based payments), over the period in which the performance and/ or service conditions are fulfilled. The cumulative expense recognised for equity-settled transactions at each reporting date until the vesting date reflects the extent to which the vesting period has expired and the Company's best estimate of the number of equity instruments that will ultimately vest. The Statement of Profit and Loss expense or credit for a period represents the movement in cumulative expense recognised as at the beginning and end of that period and is recognised in employee benefits expense.

Service and non-market performance conditions are not taken into account when determining the grant date fair value of awards, but the likelihood of the conditions being met is assessed as part of the Company's best estimate of the number of equity instruments that will ultimately vest. Market performance conditions are reflected within the grant date fair value. Any other conditions attached to an award, but without an associated service requirement, are considered to be non-vesting conditions. Non-vesting conditions are reflected in the fair

NOTES TO STANDALONE FINANCIAL STATEMENTS FOR THE YEAR ENDED 31 MARCH 2021

value of an award and lead to an immediate expensing of an award unless there are also service and/ or performance conditions.

No expense is recognised for awards that do not ultimately vest because non-market performance and/ or service conditions have not been met. Where awards include a market or non-vesting condition, the transactions are treated as vested irrespective of whether the market or non-vesting condition is satisfied, provided that all other performance and/ or service conditions are satisfied.

When the terms of an equity-settled award are modified, the minimum expense recognised is the expense had the terms had not been modified, if the original terms of the award are met. An additional expense is recognised for any modification that increases the total fair value of the share-based payment transaction, or is otherwise beneficial to the employee as measured at the date of modification. Where an award is cancelled by the entity or by the counterparty, any remaining element of the fair value of the award is expensed immediately through Statement of Profit and Loss.

Cash Incentives to employees

The Ultimate Holding Company gives performance based cash incentives to certain employees including Key Management Personnel on account of their contribution towards Company's growth. As the amount is paid to employees after a period of 3 years, therefore the cost of cash incentive is recognised on an accrual basis based on the best possible estimate by the Management. Such cost is recognised as a part of employee benefits expense in the Statement of Profit and Loss with a corresponding increase in other equity as 'Incentive reserve'.

p) Financial Instruments

A financial instrument is any contract that gives rise to a financial asset of one entity and a financial liability or equity instrument of another entity.

Financial assets

Initial recognition and measurement

All financial assets are recognised initially at fair value, in the case of financial assets not recorded at fair value through Statement of Profit and Loss, transaction costs that are attributable to the acquisition of the financial asset. Purchases or sales of financial assets that require delivery of assets within a time frame established by regulation or convention in the market place (regular way trades) are recognised on the trade date, i.e., the date that the Company commits to purchase or sell the asset.

Subsequent measurement

For purposes of subsequent measurement, financial assets are classified in four categories:

- Debt instruments at amortised cost
- Debt Instrument at Fair Value through profit and loss (FVTPL)
- Debt Instruments at fair value through other comprehensive income (FVTOCI)
- Equity Instruments at fair value through other comprehensive income (FVTOCI)

Debt instruments at amortised cost

A 'debt instrument' is measured at the amortised cost if both the following conditions are met:

- a) The asset is held within a business model whose objective is to hold assets for collecting contractual cash flows, and
- b) Contractual terms of the asset give rise on specified dates to cash flows that are solely payments of principal and interest (SPPI) on the principal amount outstanding.

This category is the most relevant to the Company. After initial measurement, such financial assets are subsequently measured at amortised cost using the effective interest rate (EIR) method. Amortised cost is calculated by taking into account any discount or premium on acquisition and fees or costs that are an integral part of the EIR. The EIR amortisation is included in other income in the Statement of Profit and Loss. The losses arising from impairment

NOTES TO STANDALONE FINANCIAL STATEMENTS FOR THE YEAR ENDED 31 MARCH 2021

are recognised in the Statement of Profit and Loss. This category generally applies to trade receivables, security deposits and other receivables. For more information on receivables, refer note 5 & 8.

Debt instrument at FVTOCI

A 'debt instrument' is classified as at the FVTOCI if both of the following criteria are met:

- a) The objective of the business model is achieved both by collecting contractual cash flows and selling the financial assets, and
- b) The asset's contractual cash flows represent Solely Payments of Principal and Interest.

Debt instruments included within the FVTOCI category are measured initially as well as at each reporting date at fair value. Fair value movements are recognized in the other comprehensive income (OCI).

However, the Company recognizes interest income, impairment losses & reversals and foreign exchange gain or loss in the Profit and loss. On derecognition of the asset, cumulative gain or loss previously recognised in OCI is reclassified from the equity to Profit and loss. Interest earned whilst holding FVTOCI debt instrument is reported as interest income using the EIR method.

Debt instrument at FVTPL

FVTPL is a residual category for debt instruments. Any debt instrument, which does not meet the criteria for categorization as at amortised cost or as FVTOCI, is classified as at FVTPL.

In addition, the Company may elect to designate a debt instrument, which otherwise meets amortised cost or FVTOCI criteria, as at FVTPL. However, such election is allowed only if doing so reduces or eliminates a measurement or recognition inconsistency (referred to as 'accounting mismatch'). The Company has designated, forward exchange contracts taken by the Company to mitigate the foreign exchange risk, as at FVTPL.

Debt instruments included within the FVTPL category are measured at fair value with all changes recognized in the Statement of Profit and Loss.

Equity investments

All equity investments in scope of Ind AS 109 are measured at fair value. Equity instruments which are held for trading and contingent consideration recognised by an acquirer in a business combination to which Ind AS103 applies are classified as at FVTPL. For all other equity instruments, the Company may make an irrevocable election to present in other comprehensive income subsequent changes in the fair value. The Company makes such election on an instrument-by-instrument basis. The classification is made on initial recognition and is irrevocable.

If the Company decides to classify an equity instrument as at FVTOCI, then all fair value changes on the instrument, excluding dividends, are recognized in the OCI. There is no recycling of the amounts from OCI to Statement of Profit and Loss, even on sale of investment. However, the Company may transfer the cumulative gain or loss within equity.

Equity instruments included within the FVTPL category are measured at fair value with all changes recognised in the Statement of Profit and Loss.

Derecognition

A financial asset (or, where applicable, a part of a financial asset or part of a Company of similar financial assets) is primarily derecognised (i.e. removed from the Company's Balance Sheet) when:

- The rights to receive cash flows from the asset have expired, or
- The Company has transferred its rights to receive cash flows from the asset or has assumed an obligation to pay the received cash flows in full without material delay to a third party under a 'pass-through' arrangement; and either (a) the Company has transferred substantially all the risks and rewards of the asset,

NOTES TO STANDALONE FINANCIAL STATEMENTS FOR THE YEAR ENDED 31 MARCH 2021

or (b) the Company has neither transferred nor retained substantially all the risks and rewards of the asset, but has transferred control of the asset.

When the Company has transferred its rights to receive cash flows from an asset or has entered into a pass-through arrangement, it evaluates if and to what extent it has retained the risks and rewards of ownership. When it has neither transferred nor retained substantially all of the risks and rewards of the asset, nor transferred control of the asset, the Company continues to recognise the transferred asset to the extent of the Company's continuing involvement. In that case, the Company also recognises an associated liability. The transferred asset and the associated liability are measured on a basis that reflects the rights and obligations that the Company has retained.

Continuing involvement that takes the form of a guarantee over the transferred asset is measured at the lower of the original carrying amount of the asset and the maximum amount of consideration that the Company could be required to repay.

Impairment of financial assets

In accordance with Ind AS 109, the Company applies expected credit loss (ECL) model for measurement and recognition of impairment loss on the following financial assets and credit risk exposure:

- a) Financial assets that are debt instruments, and are measured at amortised cost e.g., deposits and bank balance

The Company follows 'simplified approach' for recognition of impairment loss allowance on trade receivables.

The application of simplified approach does not require the Company to track changes in credit risk. Rather, it recognises impairment loss allowance based on lifetime ECL at each reporting date, right from its initial recognition.

For recognition of impairment loss on other financial assets and risk exposure, the Company determines that whether there has been a significant increase in the credit risk since initial recognition. If credit risk has not increased significantly, 12-month ECL is used to provide for impairment loss. However, if credit risk has increased significantly, lifetime ECL is used. If, in a subsequent period, credit quality of the instrument improves such that there is no longer a significant increase in credit risk since initial recognition, then the entity reverts to recognising impairment loss allowance based on 12-month ECL.

Lifetime ECL are the expected credit losses resulting from all possible default events over the expected life of a financial instrument. The 12-month ECL is a portion of the lifetime ECL which results from default events that are possible within 12 months after the reporting date.

ECL is the difference between all contractual cash flows that are due to the Company in accordance with the contract and all the cash flows that the entity expects to receive (i.e., all cash shortfalls), discounted at the original EIR. When estimating the cash flows, an entity is required to consider:

- All contractual terms of the financial instrument (including prepayment, extension, call and similar options) over the expected life of the financial instrument. However, in rare cases when the expected life of the financial instrument cannot be estimated reliably, then the entity is required to use the remaining contractual term of the financial instrument.
- Cash flows from the sale of collateral held or other credit enhancements that are integral to the contractual terms.

As a practical expedient, the Company uses a provision matrix to determine impairment loss allowance on portfolio of its trade receivables. The provision matrix is based on its historically observed default rates over the expected life of the trade receivables and is adjusted for forward-looking estimates. At every reporting date, the historical observed default rates are updated and changes in the forward-looking estimates are analysed. On that basis, the Company estimates the following provision matrix at the reporting date, except to the individual cases where recoverability is certain:

NOTES TO STANDALONE FINANCIAL STATEMENTS FOR THE YEAR ENDED 31 MARCH 2021

	Less than or equal to 180 days	More than 180 days
Default rate	0%	100%

ECL impairment loss allowance (or reversal) recognised during the period is recognised as income/ expense in the Statement of Profit and Loss. This amount is reflected under the head 'other expenses' in the Statement of Profit and Loss. The Balance Sheet presentation for financial instruments is described below:

- Financial assets measured as at amortised cost: ECL is presented as an allowance, i.e., as an integral part of the measurement of those assets in the Balance Sheet. The allowance reduces the net carrying amount. Until the asset meets write-off criteria, the Company does not reduce impairment allowance from the gross carrying amount.

For assessing increase in credit risk and impairment loss, the Company combines financial instruments on the basis of shared credit risk characteristics with the objective of facilitating an analysis that is designed to enable significant increases in credit risk to be identified on a timely basis.

Financial liabilities**Initial recognition and measurement**

Financial liabilities are classified, at initial recognition, as financial liabilities at fair value through Statement of Profit and loss, trade & other financial liabilities, as appropriate.

All financial liabilities are recognised initially at fair value and, in the case of payables, net of directly attributable transaction costs.

The Company's financial liabilities include trade and other financial liabilities and derivative financial instruments.

Subsequent measurement

The measurement of financial liabilities depends on their classification, as described below:

Financial liabilities at fair value through profit or loss

Financial liabilities at fair value through profit or loss include financial liabilities held for trading and financial liabilities designated upon initial recognition as at fair value through profit or loss. Financial liabilities are classified as held for trading if they are incurred for the purpose of repurchasing in the near term. This category also includes derivative financial instruments entered into by the Company that are not designated as hedging instruments in hedge relationships as defined by Ind AS 109. Separated embedded derivatives, if any, are also classified as held for trading unless they are designated as effective hedging instruments.

Gains or losses on liabilities held for trading are recognised in the profit or loss.

Financial liabilities designated upon initial recognition at fair value through profit or loss are designated as such at the initial date of recognition, and only if the criteria in Ind AS 109 are satisfied. For liabilities designated as FVTPL, fair value gains/ losses attributable to changes in own credit risk are recognised in OCI. These gains/ loss are not subsequently transferred to Statement of Profit and Loss. However, the Company may transfer the cumulative gain or loss within equity. All other changes in fair value of such liability are recognised in the Statement of Profit and Loss. The Company has not designated any financial liability as at fair value through profit and loss.

Derecognition

A financial liability is derecognised when the obligation under the liability is discharged or cancelled or expires. When an existing financial liability is replaced by another from the same lender on substantially different terms, or the terms of an existing liability are substantially modified, such an exchange or modification is treated as the derecognition of the original liability and the recognition of a new liability. The difference in the respective carrying amounts is recognised in the Statement of Profit and Loss.

Reclassification of financial assets

The Company determines classification of financial assets and liabilities on initial recognition. After initial recognition, no reclassification is made for financial assets which are equity instruments and financial liabilities. For financial assets which are debt instruments, a reclassification is made only if there is a change in the business model for

NOTES TO STANDALONE FINANCIAL STATEMENTS FOR THE YEAR ENDED 31 MARCH 2021

managing those assets. Changes to the business model are expected to be infrequent. The Company's senior Management determines change in the business model as a result of external or internal changes which are significant to the Company's operations. Such changes are evident to external parties. A change in the business model occurs when the Company either begins or ceases to perform an activity that is significant to its operations. If the Company reclassifies financial assets, it applies the reclassification prospectively from the reclassification date which is the first day of the immediately next reporting period following the change in business model. The Company does not restate any previously recognised gains, losses (including impairment gains or losses) or interest.

The following table shows various reclassification and how they are accounted for:

Original classification	Revised classification	Accounting treatment
Amortised cost	FVTPL	Fair value is measured at reclassification date. Difference between previous amortised cost and fair value is recognised in Statement of Profit and Loss
FVTPL	Amortised Cost	Fair value at reclassification date becomes its new gross carrying amount. EIR is calculated based on the new gross carrying amount
Amortised cost	FVTOCI	Fair value is measured at reclassification date. Difference between previous amortised cost and fair value is recognised in OCI. No change in EIR due to reclassification
FVTOCI	Amortised cost	Fair value at reclassification date becomes its new amortised cost carrying amount. However, cumulative gain or loss in OCI is adjusted against fair value. Consequently, the asset is measured as if it had always been measured at amortised cost
FVTPL	FVTOCI	Fair value at reclassification date becomes its new carrying amount. No other adjustment is required
FVTOCI	FVTPL	Assets continue to be measured at fair value. Cumulative gain or loss previously recognised in OCI is reclassified to Statement of Profit and Loss at the reclassification date

Offsetting of financial instruments

Financial assets and financial liabilities are offset and the net amount is reported in the Balance Sheet if there is a currently enforceable legal right to offset the recognised amounts and there is an intention to settle on a net basis, to realise the assets and settle the liabilities simultaneously.

q) Derivative financial instruments

Initial recognition and subsequent measurement

The Company uses derivative financial instruments, such as forward currency contracts, to hedge its foreign currency risks. Such derivative financial instruments are initially recognised at fair value on the date on which a derivative contract is entered into and are subsequently re-measured at fair value. Derivatives are carried as financial assets when the fair value is positive and as financial liabilities when the fair value is negative.

Any gains or losses arising from changes in the fair value of derivatives are taken directly to profit or loss, except for the effective portion of cash flow hedges (if any), which is recognised in OCI and later reclassified to profit or loss when the hedge item affects profit or loss or treated as basis adjustment if a hedged forecast transaction subsequently results in the recognition of a non-financial asset or non-financial liability.

NOTES TO STANDALONE FINANCIAL STATEMENTS FOR THE YEAR ENDED 31 MARCH 2021

r) Cash and cash equivalents

Cash and cash equivalents in the Balance Sheet comprise cash at bank and in hand and short-term deposits with an original maturity of three months or less, which are subject to an insignificant risk of changes in value.

s) Cash dividend to equity holders of the Company

The Company recognises a liability to make cash distributions to equity holders of the Company when the distribution is authorised and the distribution is no longer at the discretion of the Company. As per the corporate laws in India, a distribution is authorised when it is approved by the shareholders. A corresponding amount is recognised directly in equity.

t) Earnings per share

Basic earnings per share is calculated by dividing the net profit or loss attributable to equity holder of the Company by the weighted average number of equity shares outstanding during the period. The weighted average number of equity shares outstanding during the period is adjusted for events such as bonus issue, bonus element in a rights issue, that have changed the number of equity shares outstanding, without a corresponding change in resources.

For the purpose of calculating diluted earnings per share, the net profit or loss for the period attributable to equity shareholders of the Company and the weighted average number of shares outstanding during the period are adjusted for the effects of all dilutive potential equity shares.

III. Changes in accounting policies and disclosures

New and amended standards

i) Amendments to Ind AS 116: Covid-19-Related Rent Concessions.

The amendments provide relief to lessees from applying Ind AS 116 guidance on lease modification accounting for rent concessions arising as a direct consequence of the Covid-19 pandemic. As a practical expedient, a lessee may elect not to assess whether a Covid-19 related rent concession from a lessor is a lease modification. A lessee that makes this election accounts for any change in lease payments resulting from the Covid-19 related rent concession the same way it would account for the change under Ind AS 116, if the change were not a lease modification.

The amendments are applicable for annual reporting periods beginning on or after the 1 April 2020. In case, a lessee has not yet approved the financial statements for issue before the issuance of this amendment, then the same may be applied for annual reporting periods beginning on or after the 1 April 2019. This amendment had no impact on the standalone financial statements of the Company.

ii) Amendments to Ind AS 1 and Ind AS 8: Definition of Material

The amendments provide a new definition of material that states, "Information is material if omitting, misstating or obscuring it could reasonably be expected to influence decisions that the primary users of general purpose financial statements make on the basis of those financial statements, which provide financial information about a specific reporting entity." The amendments clarify that materiality will depend on the nature or magnitude of information, either individually or in combination with other information, in the context of the financial statements. A misstatement of information is material if it could reasonably be expected to influence decisions made by the primary users. These amendments had no impact on the consolidated financial statements of, nor is there expected to be any future impact to the Group.

These amendments are applicable prospectively for annual periods beginning on or after the 1 April 2020. The amendments to the definition of material are not expected to have a significant impact on the Group's consolidated financial statements.

NOTES TO STANDALONE FINANCIAL STATEMENTS FOR THE YEAR ENDED 31 MARCH 2021

3. Property, plant and equipment

A Owned Assets

(INR in lacs)

Particulars	Freehold land	Leasehold improvements	Building	Plant and equipment	Office equipment	Furniture and fixtures	Vehicles	Total property, plant and equipment	Capital work in progress
Cost									
At 1 April 2019	1,356	296	8,190	67,298	8,453	335	18	85,946	4,333
Additions*	-	-	6,203	22,646	1,453	78	6	30,386	30,725
Disposals/Transfer	(3)	-	(19)	(3,582)	(413)	-	(6)	(4,023)	(30,650)
At 31 March 2020	1,353	296	14,374	86,362	9,493	413	18	112,309	4,408
Additions*	-	-	737	7,621	1,157	55	-	9,570	10,068
Disposals/Transfer	-	(18)	(16)	(2,029)	(41)	(14)	-	(2,118)	(10,373)
At 31 March 2021	1,353	278	15,095	91,954	10,609	454	18	119,761	4,103
Depreciation									
At 1 April 2019	-	270	1,285	29,765	4,491	175	8	35,994	-
Charge for the year**	-	13	522	10,001	1,531	33	5	12,105	-
Disposals	-	-	(9)	(3,510)	(393)	-	(6)	(3,918)	-
At 31 March 2020	-	283	1,798	36,256	5,629	208	7	44,181	-
Charge for the year**	-	8	1,102	10,587	1,406	37	5	13,145	-
Disposals	-	(18)	(1)	(1,682)	(39)	(13)	-	(1,753)	-
At 31 March 2021	-	273	2,899	45,161	6,996	232	12	55,573	-
Net book value									
At 31 March 2021	1,353	5	12,196	46,793	3,613	222	6	64,188	4,103
At 31 March 2020	1,353	13	12,576	50,106	3,864	205	11	68,128	4,408

(*includes additions to fixed assets for research & development activities amounting to INR 115 lacs (31 March 2020: INR 190 lacs))

(**includes depreciation pertaining to research & development activities amounting to INR 211 lacs (31 March 2020: INR 297 lacs))

Notes

- i. Plant and equipment includes moulds lying with the third parties amounting to INR 28,406 lacs (31 March 2020: INR 26,643 lacs) with a net book value of INR 12,881 lacs (31 March 2020: INR 11,847 lacs)

ii. Building constructed on leasehold land:

INR in lacs

Particulars	31 March 2021	31 March 2020
Gross block	6,244	6,611
Accumulated depreciation	1,230	802
Depreciation for the year	428	203
Net book value	5,014	5,809

iii. Assets under construction

Capital work in progress (CWIP) as at 31 March 2021 comprises expenditure for the plant and building in the course of construction. These expenditures relates to the various projects undertaken for new models and modification to the existing models of the Company. Total amount of CWIP is INR 4,103 lacs (31 March 2020: INR 4,408 lacs).

NOTES TO STANDALONE FINANCIAL STATEMENTS FOR THE YEAR ENDED 31 MARCH 2021

B Leased Assets (INR in lacs)

Particulars	Leasehold land	Building	Total Right
Cost			
At 1 April 2019	387	2,651	3,038
Additions	-	993	993
Disposals/Transfer	-	(997)	(997)
At 31 March 2020	387	2,647	3,034
Additions	-	4,618	4,618
Disposals/Transfer	-	(527)	(527)
At 31 March 2021	387	6,738	7,125
Depreciation			
At 1 April 2019	20	-	20
Charge for the year	5	895	900
Disposals	-	(106)	(106)
At 31 March 2020	25	789	814
Charge for the year	5	962	967
Disposals	-	(153)	(153)
Balance as At 31 March 2021	30	1,598	1,628
Net book value as At 31 March 2021	357	5,140	5,497
Net book value as At 31 March 2020	362	1,858	2,220

The Company's leases mainly comprise of land and buildings. The Company has lease of land and buildings for manufacturing, warehouse and office facilities. Right of Use Assets are depreciated on a straight-line basis over the shorter of the lease term and the estimated useful lives of the assets. The lease terms for leasehold buildings ranges between 3 years to 9 years.

4. Intangible assets (INR in lacs)

Particulars	Software	Total
Cost		
At 1 April 2019	1,064	1,064
Additions	265	265
Disposals	-	-
At 31 March 2020	1,329	1,329
Additions	803	803
Disposals	-	-
At 31 March 2021	2,132	2,132
Amortisation		
At 1 April 2019	562	562
Amortisation	224	224
Disposals	-	-
At 31 March 2020	786	786
Amortisation	309	309
Disposals	-	-
At 31 March 2021	1,095	1,095
Net book value		
At 31 March 2021	1,037	1,037
At 31 March 2020	543	543

NOTES TO STANDALONE FINANCIAL STATEMENTS FOR THE YEAR ENDED 31 MARCH 2021

5. Financial assets

(Considered good- unsecured unless stated otherwise)

(INR in lacs)

Particulars	31 March 2021	31 March 2020
(i) Investments		
(a) Investment in joint venture		
Unquoted equity shares		
2,368,997 (31 March 2020: 2,368,997) equity shares of Elica PB India Private Limited	17,222	17,222
(b) Other investments		
Unquoted debt securities		
3.8% Senior Notes (USD Nil (31 March 2020: USD 50 million)) of Whirlpool S.A. Brazil, Fellow Subsidiary Company*	-	37,833
Total Investments (a+b)	17,222	55,055
Current	-	37,833
Non-Current	17,222	17,222

*In year 2018, the Company has purchased 10 senior notes of USD 5 million each amounting to USD 50 million, issued by Whirlpool S.A. Brazil on 14 September 2017. These securities have a maturity period of three years from the date of issue with one year lock-in. These notes were redeemed during the year.

(ii) Loans

(INR in lacs)

Particulars	31 March 2021	31 March 2020
(a) Loans to employee		
- considered good	76	65
- credit impaired	7	9
	83	74
Less: Impairment allowance (allowance for bad and doubtful loans)	7	9
	76	65
(b) Security deposits		
- considered good	2,607	2,421
- credit impaired	149	10
	2,756	2,431
Less: Impairment allowance (allowance for bad and doubtful deposits)	149	10
	2,607	2,421
Total loans (a+b)	2,683	2,486
Current	1,143	674
Non-Current	1,540	1,812

(iii) Others

(a) Derivative instruments at fair value through profit or loss

Derivatives not designated as hedges
Foreign exchange forward contracts

- 795

(b) Bank deposits

Deposits with maturity of more than 12 months (receipts pledged with banks and government departments)

15 11

(c) Interest accrued on bank deposits and investment

145 1,268

NOTES TO STANDALONE FINANCIAL STATEMENTS FOR THE YEAR ENDED 31 MARCH 2021

Particulars	31 March 2021	31 March 2020
(d) Insurance claim receivable (refer note 44)	1,242	-
Total others (a+b+c+d)	1,402	2,074
Current	1,388	2,063
Non-Current	14	11
Total financial assets (i + ii + iii)	21,307	59,615
Current	2,530	40,570
Non-Current	18,777	19,045

Derivative instruments at fair value through profit or loss reflect the positive change in fair value of those foreign exchange forward contracts that are not designated in hedge relationships, but are, nevertheless, intended to reduce the level of foreign currency risk for expected return on investments.

Break up of financial assets carried at amortised cost

(INR in lacs)

Particulars	31 March 2021	31 March 2020
Investments	17,222	55,055
Loans to employee	76	65
Security deposits	2,607	2,421
Bank deposits	15	11
Interest accrued on bank deposits and investment	145	1,268
Insurance claim receivable	1,242	-
Trade receivables (refer note 8)	37,897	32,167
Cash and cash equivalents (refer note 9)	206,046	127,416
Other bank balances (refer note 10)	272	985
Total financial assets carried at amortised cost	265,522	219,388

6 **Other Non-Current assets**
(Considered good-Unsecured, unless stated otherwise)

(INR in lacs)

Particulars	31 March 2021	31 March 2020
Capital advances	990	1,418
Advances recoverable in cash or kind	152	204
Others		
Advances paid under protest		
- considered good	1,645	1,617
- credit impaired	96	96
	1,741	1,713
Less: Impairment allowance (allowance for bad and doubtful advances)	96	96
	1,645	1,617
Gratuity fund (Net) (refer note 32)	1,219	180
Total other Non-Current assets	4,006	3,419

7. **Inventories (valued at lower of cost and net realisable value)**

(INR in lacs)

Particulars	31 March 2021	31 March 2020
Raw materials and components (INR 6,045 lacs (31 March 2020: INR 12,549 lacs) in transit)	27,151	24,763
Work in progress	100	190
Finished goods (INR 4,265 lacs (31 March 2020: INR 867 lacs) in transit)	72,168	63,751
Stock in trade (INR 8,511 lacs (31 March 2020: INR 6,173 lacs) in transit)	20,192	19,038
Spares for finished goods (INR 1,221 lacs (31 March 2020: INR 1,562 lacs) in transit)	6,807	8,475
Stores and spares	960	377
Total inventories	127,378	116,594

During the year ended 31 March 2021: INR 546 lacs (31 March 2020: INR 1,493 lacs) was recognised as an expense for inventories carried at net realisable value.

NOTES TO STANDALONE FINANCIAL STATEMENTS FOR THE YEAR ENDED 31 MARCH 2021

8. Trade receivables

(INR in lacs)

Particulars	31 March 2021	31 March 2020
Trade receivables	45,378	39,607
Receivables from related parties (refer note 35)	4,797	2,485
	<u>50,175</u>	<u>42,092</u>
Less: Provision for trade discounts	12,278	9,925
Total Trade receivables	<u><u>37,897</u></u>	<u><u>32,167</u></u>
Break-up for security details:		
Considered good-Unsecured	37,897	32,167
Receivables - credit impaired	1,263	1,298
	<u>39,160</u>	<u>33,465</u>
Less: Impairment allowance (allowance for bad and doubtful debts)		
Trade Receivables - credit impaired	(1,263)	(1,298)
Total Trade receivables	<u><u>37,897</u></u>	<u><u>32,167</u></u>

No trade or other receivable are due from directors or other officers of the Company either severally or jointly with any other person. Nor any trade or other receivable are due from firms or private companies in which any director is a partner, a director or a member.

Trade receivables are non-interest bearing and are generally on terms of 0 to 135 days. For terms and conditions relating to related party receivables, refer note 35.

9. Cash and cash equivalents

(INR in lacs)

Particulars	31 March 2021	31 March 2020
<i>Balances with banks:</i>		
- In current accounts	1,735	377
- In cash credit account	1,718	1,742
- Deposits with original maturity of less than three months	202,590	125,295
Cash on hand	3	2
	<u>206,046</u>	<u>127,416</u>

Cash at banks earns interest at floating rates based on daily bank deposit rates. Short-term deposits are made for varying periods of between one day and three months, depending on the immediate cash requirements of the Company, and earn interest at the respective short-term deposit rates.

At 31 March 2021, the Company had available INR 48,811 lacs (31 March 2020: INR 48,984 lacs) of undrawn borrowing facilities (covering overdraft, cash credit, letter of credit etc.).

10. Other bank balances

(INR in lacs)

Particulars	31 March 2021	31 March 2020
- Deposits with original maturity of more than 3 months but less than 12 months*	146	895
- In unpaid dividend account**	126	90
	<u>272</u>	<u>985</u>

*These are pledged with banks and government departments.

**The Company can utilise these balances only toward settlement of the respective unpaid dividend.

NOTES TO STANDALONE FINANCIAL STATEMENTS FOR THE YEAR ENDED 31 MARCH 2021

11. Other current assets
(Considered good - Unsecured unless stated otherwise)

(INR in lacs)

Particulars	31 March 2021	31 March 2020
Advances recoverable in cash or kind		
- considered good	8,818	6,175
- credit Impaired	1,016	42
	9,834	6,217
Less: Impairment allowance (allowance for bad and doubtful advances)	1,016	42
	8,818	6,175
Balances with government authorities	6,001	4,977
Receivables on expected sales return	5,677	3,295
Total other current assets	20,496	14,447

12. Equity Share capital

Particulars

Authorised share capital

	Equity shares		Preference shares	
	No. in lacs	INR in lacs	No. in lacs	INR in lacs
At 1 April 2019	1,500	15,000	1,550	15,500
Increase/(decrease) during the year	-	-	-	-
At 31 March 2020	1,500	15,000	1,550	15,500
Increase/(decrease) during the year	-	-	-	-
At 31 March 2021	1,500	15,000	1,550	15,500

Terms/ rights attached to equity shares

The Company has only one class of equity shares having par value of INR 10 per share. Each holder of equity shares is entitled to one vote per share. The dividend, if declared, are paid in Indian rupees. The dividend, if any, proposed by the Board of Directors is subject to the approval of the shareholders in the ensuing Annual General Meeting.

In the event of liquidation of the Company, the holders of equity shares will be entitled to receive remaining assets of the Company, after distribution of all preferential amounts. The distribution will be in proportion to the number of equity shares held by the shareholders.

Issued equity share capital

Equity shares of INR 10 each issued, subscribed and fully paid	No. in lacs	INR in lacs
At 1 April 2019	1,269	12,687
Changes during the year	-	-
At 31 March 2020	1,269	12,687
Changes during the year	-	-
At 31 March 2021	1,269	12,687

(INR in lacs)

	31 March 2021	31 March 2020
Shares of the Company held by holding company		
Whirlpool Mauritius Ltd, the holding company	9,515	9,515
952 lacs (31 March 2020: 952 lacs) equity shares of INR 10 each		

NOTES TO STANDALONE FINANCIAL STATEMENTS FOR THE YEAR ENDED 31 MARCH 2021

Details of shareholders holding more than 5% shares in the Company

Name of the shareholder	As at 31 March 2021		As at 31 March 2020	
	No. in lacs	% holding in the class	No. in lacs	% holding in the class
Equity shares of INR 10 each fully paid				
Whirlpool Mauritius Ltd	952	75	952	75

13. Other equity

Particulars

Share premium

(INR in lacs)

At 1 April 2019

1,269

Increase/(decrease) during the year

-

At 31 March 2020

1,269

Increase/(decrease) during the year

-

At 31 March 2021

1,269

Share based payments reserve

(INR in lacs)

At 1 April 2019

4,439

Add: Compensation options granted during the year (refer note 24)

629

At 31 March 2020

5,068

Add: Compensation options granted during the year (refer note 24)

479

At 31 March 2021

5,547

The ultimate holding company provides various share-based payment schemes to the employees of the Company including key management personnel. The share-based payment reserve is used to recognise the value of equity-settled share-based payments provided to employees as a part of their remuneration. Refer note 33 for further details. It represents amount of parent equity employee stock option outstanding/transferred/exercised during the year.

Capital redemption reserve

(INR in lacs)

At 1 April 2019

15,234

Increase/(decrease) during the year

-

At 31 March 2020

15,234

Increase/(decrease) during the year

-

At 31 March 2021

15,234

In an earlier year, pursuant to the redemption of non-cumulative preference share, the Company had created capital redemption reserve out of available profits as per the relevant provisions of the erstwhile Companies Act.

Capital reserve

(INR in lacs)

At 1 April 2019

46

Increase/(decrease) during the year

-

At 31 March 2020

46

Increase/(decrease) during the year

-

At 31 March 2021

46

NOTES TO STANDALONE FINANCIAL STATEMENTS FOR THE YEAR ENDED 31 MARCH 2021

Capital subsidy	(INR in lacs)
At 1 April 2019	1
Increase/(decrease) during the year	-
At 31 March 2020	1
Increase/(decrease) during the year	-
At 31 March 2021	1
Incentive reserve	(INR in lacs)
At 1 April 2019	349
Increase/(decrease) during the year (refer note 24)	48
At 31 March 2020	397
Increase/(decrease) during the year (refer note 24)	51
At 31 March 2021	448

The ultimate holding company gives performance based cash incentives to certain employees including key management personnel during the year. The incentive reserve is used to recognise the value of payments provided to employees as a part of their remuneration.

Retained earnings	(INR in lacs)
At 1 April 2019	180,242
Add: Profit for the year	47,629
Less: Other comprehensive income (refer note 29)	(237)
Less: Cash dividends (refer note 14)	(6,344)
Less: Dividend distribution tax (refer note 14)	(1,304)
At 31 March 2020	219,986
Add: Profit for the year	33,327
Add: Other comprehensive income (refer note 29)	115
Less: Cash dividends (refer note 14)	(6,344)
At 31 March 2021	247,084

(INR in lacs)

	31 March 2021	31 March 2020
Total other equity	269,629	242,001

14. Distribution made and proposed

(INR in lacs)

Particulars	31 March 2021	31 March 2020
Cash dividends on equity shares declared and paid:		
Final dividend for the year ended on 31 March 2020: INR 5 per share (31 March 2019: INR 5 per share)	6,344	6,344
Dividend distribution tax on final dividend	-	1,304
	6,344	7,648
Proposed dividends on Equity shares:		
Final cash dividend for the year ended on 31 March 2021: INR 5 per share (31 March 2020: INR 5 per share)	6,344	6,344
	6,344	6,344

Proposed dividends on equity shares are subject to approval at the annual general meeting and are not recognised as a liability as at 31 March.

NOTES TO STANDALONE FINANCIAL STATEMENTS FOR THE YEAR ENDED 31 MARCH 2021

15. Financial Liabilities

(INR in lacs)

Particulars	31 March 2021	31 March 2020
(i) Trade payables		
Trade payables		
• Total outstanding dues of micro enterprises and small enterprises (refer note 37 for details of dues to micro and small enterprises)	2,042	1,891
• Total outstanding dues of creditors other than micro enterprises and small enterprises	163,995	141,217
	166,037	143,108
Current	165,706	142,915
Non-Current	331	193
(ii) Other financial liabilities		
Sundry deposits	274	284
Payables for capital goods	416	899
Unclaimed dividend (refer note (a) below)	126	90
Lease Liability (refer note (b) below)	5,083	1,946
	5,899	3,219
Current	2,012	1,747
Non-Current	3,887	1,472

Terms and conditions of the above financial liabilities:

Trade payables are non-interest bearing and are normally settled as per agreed credit terms

Other financial liabilities are non-interest bearing and have an average term varying from 0 to 180 days

The range of interest rate for lease liabilities is 3.53% to 7.52% (31 March 2020: 5.31% to 7.52%), with maturity between 2022-2029 (31 March 2020: 2021-2025)

For explanations on the Company's credit risk management processes, refer note 41.

Notes

- There are no amount due for payment to the Investor Education and Protection Fund under section 125 of the Companies Act, 2013.
- The carrying amounts of lease liabilities and the movements during the period:

(INR in lacs)

	31 March 2021	31 March 2020
As at 1 April	1,946	2,651
Additions	4,467	993
Accretion of Interest	135	150
Deletion	(374)	(894)
Payment	(1,091)	(954)
As at 31 March	5,083	1,946

Break up of financial liabilities carried at amortised cost

(INR in lacs)

	31 March 2021	31 March 2020
Trade payables	166,037	143,108
Other financial liabilities	5,899	3,219
Total financial liabilities carried at amortised cost	171,936	146,327

NOTES TO STANDALONE FINANCIAL STATEMENTS FOR THE YEAR ENDED 31 MARCH 2021

15A. Other liabilities

(INR in lacs)

Particulars	31 March 2021	31 March 2020
(i) Contract liabilities (Advance from customers)	2,545	2,933
(ii) Other		
Tax deducted at source (TDS)	2,786	2,774
Goods and service tax (GST)	3,614	1,338
Other statutory dues	544	518
	<u>6,944</u>	<u>4,630</u>
(iii) Liability for expected sales return	6,734	4,007
Total other liabilities (i + ii + iii)	16,223	11,570
Current	<u>16,223</u>	<u>11,570</u>
Non-Current	-	-

16. Provisions

(INR in lacs)

Particulars	31 March 2021	31 March 2020
(i) Provision for employee benefits		
Provision for staff benefit schemes	369	404
Provision for compensated absence	2,345	2,081
	<u>2,714</u>	<u>2,485</u>
Breakup of provision for employee benefits		
Current	560	524
Non-Current	2,154	1,961
(ii) Others		
Provisions for product warranties (refer below)	22,308	18,308
Provisions for litigations (refer below)	4,475	3,712
	<u>26,783</u>	<u>22,020</u>
Total provisions (i + ii)	29,497	24,505
Current	<u>4,406</u>	<u>3,767</u>
Non-Current	<u>25,091</u>	<u>20,738</u>

Movement in other provisions

(INR in lacs)

Provision for product warranties	31 March 2021	31 March 2020
At 1 April	18,308	13,931
Arising during the year	7,027	6,503
Utilised	(3,681)	(3,284)
Unused amounts reversed	(372)	(560)
Unwinding of discount due to passage of time	1,026	1,718
	<u>22,308</u>	<u>18,308</u>
At 31 March	22,308	18,308
Current	<u>3,846</u>	<u>3,243</u>
Non-Current	<u>18,462</u>	<u>15,065</u>

Provision for product warranties

Provision for warranties is recognized on actuarial basis for expected warranty claims on products sold. It is expected that most of this cost will be paid over the warranty period as per warranty terms ranging from 1 to 10 years. Assumptions used to calculate the provision for warranties were based on current and previous year sales level and the failure trend in respect of defective products.

NOTES TO STANDALONE FINANCIAL STATEMENTS FOR THE YEAR ENDED 31 MARCH 2021

Provisions for litigations (refer note 34)

(INR in lacs)

	31 March 2021	31 March 2020
At 1 April	3,712	5,534
Arising during the year	814	1,296
Unused amounts reversed	(51)	(3,118)
At 31 March	4,475	3,712
Current	-	-
Non-Current	4,475	3,712

Provisions for litigations

In view of large number of cases, it is not practicable to disclose individual details. Above provisions are affected by numerous uncertainties and management has taken all efforts to make a best estimate. Timing of economic benefit outflow will depend upon timing of decision of cases in litigation which is highly uncertain based on past experience of the management in other litigations. Hence, it is not possible to determine the exact period of outflow, if any, of funds for these litigations. Therefore, provision has been recorded at the gross value of liabilities.

17. Government grants

(INR in lacs)

Particulars	31 March 2021	31 March 2020
At 1 April	564	621
Received during the year	-	-
Amortisation during the year	57	57
At 31 March	507	564
Current	57	57
Non-Current	450	507

Government grant has been received for the purchase of certain items of property, plant and equipment. There are no unfulfilled conditions or contingencies attached to these grants.

18. Deferred revenue

(INR in lacs)

Particulars	31 March 2021	31 March 2020
At 1 April	720	730
Deferred during the year	1,040	1,298
Released to the statement of profit and loss	911	1,308
At 31 March	849	720
Current	849	720
Non-Current	-	-
	849	720

The deferred revenue relates to the advance received for the annual maintenance contract (AMC) charges from the customer.

19. Income Tax

The major components of income tax expense for the years ended 31 March 2021 and 31 March 2020 are:

Statement of Profit and Loss:

Profit or loss section

(INR in lacs)

Particulars	31 March 2021	31 March 2020
Current income tax:		
Current income tax charge	12,253	18,116
Adjustments in respect of current income tax of previous year	(10)	(227)
Deferred tax:		
Relating to origination and reversal of temporary differences	(456)	(229)
Income tax expense reported in the statement of profit and loss	11,787	17,660

NOTES TO STANDALONE FINANCIAL STATEMENTS FOR THE YEAR ENDED 31 MARCH 2021

OCI section

Deferred tax related to items recognised in OCI during in the year:

(INR in lacs)

	31 March 2021	31 March 2020
Net loss/(gain) on remeasurements of defined benefit plans	38	(80)
Income tax charged to OCI	38	(80)

Reconciliation of tax expense and the accounting profit multiplied by domestic tax rate for 31 March 2021 and 31 March 2020:

(INR in lacs)

	31 March 2021	31 March 2020
Accounting profit before income tax	45,114	65,289
At statutory income tax rate of 25.168% (31 March 2020: 25.168%)	11,354	16,432
Adjustments in respect of current income tax of previous years	(10)	(227)
<i>Non-deductible expenses/additional allowances for tax purposes:</i>		
Employee stock option	121	158
Cash Incentives	13	12
Interest and penalty charges	3	10
CSR expenditure	306	274
Effect of change in rates*	-	962
Others	-	39
At the effective income tax rate of 26.127% (31 March 2020: 27.048%)	11,787	17,660
Income tax expense reported in the Statement of Profit and Loss	11,787	17,660
	11,787	17,660

*During the previous year, the Company had decided to exercise the option permitted under section 115BAA of the Income Tax Act, 1961 as introduced by the Taxation Laws (Amendment) Ordinance, 2019. Accordingly the Company had recognised provision for Income tax for the year ended 31 March 2020 and re-measured its Deferred Tax Asset basis the rate prescribed in the said section.

19A Tax assets

Particulars	31 March 2021	31 March 2020
Advance tax, tax deducted and collected at source (net)	4,934	4,683
Total	4,934	4,683
Current	-	-
Non-Current	4,934	4,683

NOTES TO STANDALONE FINANCIAL STATEMENTS FOR THE YEAR ENDED 31 MARCH 2021

19B Deferred tax

Deferred tax relates to the following:	Balance Sheet		Statement of Profit and Loss	
	(INR in lacs)		(INR in lacs)	
Impact of Profit and Loss	31 March 2021	31 March 2020	31 March 2021	31 March 2020
Impact of difference between tax depreciation and depreciation/amortisation charged for financial reporting purpose	702	(106)	(808)	(897)
Impact of expenditure charged to the statement of profit & loss in current year/earlier years but allowable for tax purpose on payment basis	2,372	2,189	(183)	446
Provision for doubtful debts and advances	400	367	(33)	364
Deferred grant	152	166	14	85
Discounting of warranty provisions	767	508	(259)	(402)
Lease liabilities (net)	(241)	24	265	(24)
Fair value loss on financial instruments at fair value through profit or loss (net)	(548)	-	548	446
Others	-	-	-	(3)
Impacting OCI				
Re-measurement gains on defined benefit plans	563	601		
Effect of change in rates	-	-	-	202
Deferred tax income	-	-	(456)	(229)
Net deferred tax assets	<u>4,167</u>	<u>3,749</u>	<u>(456)</u>	<u>(229)</u>

Reflected in the balance sheet as follows:

	(INR in lacs)	
	31 March 2021	31 March 2020
Opening balance as of 1 April	3,749	3,440
Tax income during the period recognised in profit or loss	456	229
Tax income during the period recognised in OCI	(38)	80
Closing balance as at 31 March	<u>4,167</u>	<u>3,749</u>

20. Revenue from operations

(A) Revenue from contracts with customers

	(INR in lacs)	
Particulars	31 March 2021	31 March 2020
Sale of products	571,044	578,878
Sale of services	18,794	19,283
Total	<u>589,838</u>	<u>598,161</u>

20.1 Disaggregated revenue information

Set out below is the disaggregation of the Company's revenue from contracts with customers:

Segment	(INR in lacs)	
Sale of goods	31 March 2021	31 March 2020
Revenue from external customers (transferred at point of time)	571,044	578,878
Total revenue from contracts with customers	<u>571,044</u>	<u>578,878</u>
India	556,359	567,154
Outside India	14,685	11,724
Total revenue from contracts with customers	<u>571,044</u>	<u>578,878</u>

NOTES TO STANDALONE FINANCIAL STATEMENTS FOR THE YEAR ENDED 31 MARCH 2021

Sale of Services

	31 March 2021	31 March 2020
Revenue from external customers (transferred over time)	18,794	19,283
Total revenue from contracts with customers	18,794	19,283
India	1,604	2,142
Outside India	17,190	17,141
Total revenue from contracts with customers	18,794	19,283

20.2 Contract balances

(INR in lacs)

Particulars	31 March 2021	31 March 2020
Trade receivables	37,897	32,167
Contract liabilities	2,545	2,933

Trade receivables are non interest bearing. Credit period generally falls in the range of 0 to 135 days.

Contract liabilities consist of short-term advances received to supply goods from customer.

20.3 Reconciling the amount of revenue recognised in the statement of profit and loss with the contracted price

(INR in lacs)

Particulars	31 March 2021	31 March 2020
Revenue as per contracted price	757,110	732,243
Less: Adjustments		
Sales return	(9,197)	(6,686)
Discount	(158,075)	(127,396)
Total revenue from contracts with customers	589,838	598,161

20.4 Performance obligations The performance obligation is satisfied upon delivery of the product and payment is generally due within 0 to 135 days from delivery. The performance obligation for sale of services is satisfied over the period of time as per contract with customer.

(B) Other operating income

(INR in lacs)

Particulars	31 March 2021	31 March 2020
Export incentives	151	1,091
Total	151	1,091
Grand Total ((A)+ (B))	589,989	599,252

21. Other income

(INR in lacs)

Particulars	31 March 2021	31 March 2020
Interest income on		
Bank deposits	5,393	7,868
Investments in unquoted debt securities	655	1,728
Financial assets valued at amortised cost	95	138
Others	7	7
Other non-operating income		
Government grants (refer note 17)	57	57
Gain on disposal of property, plant and equipment (net)	-	132
Fair value gain on financial instruments at fair value through profit or loss	1,317	-
Exchange differences (net)	-	2,594
Provision no longer required written back	-	65
Miscellaneous (refer note 44)	1,436	282
	8,960	12,871

NOTES TO STANDALONE FINANCIAL STATEMENTS FOR THE YEAR ENDED 31 MARCH 2021

Government grant has been received for the purchase of certain assets of plant and equipment in the prior years. There are no unfulfilled conditions or contingencies attached to these grants.

Fair value gain on financial instruments at fair value through profit or loss relates to foreign exchange forward contracts that did not qualify for hedge accounting and embedded derivatives.

22. Cost of raw material and components consumed

(INR in lacs)

Particulars	31 March 2021	31 March 2020
Inventory at the beginning of the year	24,763	17,582
Add: Purchases	344,392	342,519
	<u>369,155</u>	<u>360,101</u>
Less: Sale of raw material and components	13,022	10,963
Less: Inventory at the end of the year	27,151	24,763
Cost of raw material and components consumed	<u>328,982</u>	<u>324,375</u>

23. Changes in inventories of finished goods, work in progress and stock in trade

(INR in lacs)

Particulars	31 March 2021	31 March 2020
Inventory at the beginning of the year		
Work in progress (a)	190	42
Spares for finished goods (b)	8,475	7,751
Finished goods (c)	63,751	47,520
Stock in trade (d)	19,038	14,199
Receivables on expected sales return (e)	3,295	1,584
	<u>94,749</u>	<u>71,096</u>
Inventory at the end of the year		
Work in progress (f)	100	190
Spares for finished goods (g)	6,807	8,475
Finished goods (h)	72,168	63,751
Stock in trade (i)	20,192	19,038
Receivables on expected sales return (j)	5,677	3,295
	<u>104,944</u>	<u>94,749</u>
(Increase)/Decrease in Inventories		
Work in progress (a-f)	90	(148)
Spares for finished goods (b-g)	1,668	(724)
Finished goods (c-h)	(8,417)	(16,231)
Stock in trade (d-i)	(1,154)	(4,839)
Receivables on expected sales return (e-j)	(2,382)	(1,711)
	<u>(10,195)</u>	<u>(23,653)</u>

24. Employee benefits expense

(INR in lacs)

Particulars	31 March 2021	31 March 2020
Salaries, wages and bonus	58,630	53,870
Cash Incentives (refer note 13)	51	48
Contribution to provident and other funds	1,515	1,585
Employee stock option (refer note 33)	479	629
Other post employment benefits	77	75
Gratuity (refer note 32)	384	365
Staff welfare	1,853	2,391
Total	<u>62,989</u>	<u>58,963</u>

NOTES TO STANDALONE FINANCIAL STATEMENTS FOR THE YEAR ENDED 31 MARCH 2021

25. Depreciation and amortisation expense		(INR in lacs)	
Particulars	31 March 2021	31 March 2020	
Depreciation of tangible assets (refer note 3A)	12,934	11,808	
Amortisation of intangible assets (refer note 4)	309	224	
Depreciation of Right-of-use assets (refer note 3B)	967	900	
Total	14,210	12,932	

26. Other expenses		(INR in lacs)	
Particulars	31 March 2021	31 March 2020	
Consumption of stores and spares	498	656	
Processing charges	-	283	
Customer service	11,196	11,447	
Power and fuel	3,477	4,214	
Freight and forwarding	38,714	37,724	
Rent	7,164	7,102	
Rates and taxes	549	806	
Insurance	630	428	
Repairs and maintenance			
Plant and machinery	1,749	1,386	
Buildings	940	947	
Others	1,431	2,108	
Corporate social responsibility (CSR) (refer details below)	1,214	1,091	
Advertising and sales promotion	10,037	11,227	
Royalty	5,654	5,679	
Travelling and conveyance	921	3,219	
Legal and professional	2,508	3,111	
Technical Know-How	3,233	3,076	
Directors' sitting fees	68	59	
Payment to auditor (refer details below)	40	38	
Loss on disposal of property, plant & equipment (net)	192	-	
Exchange differences (net)	2,020	-	
Allowances for doubtful debts and advances	925	177	
Research expenses (refer note 28)	3,632	4,250	
Fair value loss on financial instruments at fair value through profit or loss	-	2,360	
Miscellaneous	3,915	6,576	
Total	100,707	107,964	

Fair value loss on financial instruments at fair value through profit or loss relates to foreign exchange forward contracts that did not qualify for hedge accounting and embedded derivatives.

Payment to Auditors*		(INR in lacs)	
Particulars	31 March 2021	31 March 2020	
As auditor:			
Audit fee (Including limited review)	34	34	
In other capacity:			
Other services (certification fees)	4	2	
Reimbursement of expenses	2	2	
Total	40	38	

* Excludes applicable taxes.

NOTES TO STANDALONE FINANCIAL STATEMENTS FOR THE YEAR ENDED 31 MARCH 2021

Details of CSR expenditure

(INR in lacs)

Particulars	31 March 2021	31 March 2020	
(a) Gross amount required to be spent by the Company during the year	1,214	1,091	
(b) Amount spent during the year ending on 31 March 2021:	In cash	Yet to be paid in cash	Total
i) Construction/acquisition of any asset	-	-	-
ii) On purposes other than (i) above	1,110	104	1,214
(b) Amount spent during the year ending on 31 March 2020:	In cash	Yet to be paid in cash	Total
i) Construction/acquisition of any asset	-	-	-
ii) On purposes other than (i) above	1,078	13	1,091

27. Finance costs

(INR in lacs)

Particulars	31 March 2021	31 March 2020
Interest		
- on lease liabilities	135	150
- on statutory obligations & MSME	297	28
Bank charges	76	89
Unwinding of discount due to passage of time (refer note 16)	1,026	1,718
Total	1,534	1,985

28. Research expenses

(INR in lacs)

Particulars	31 March 2021	31 March 2020
The Company has four in-house research and development centres, which undertakes the research and development activities for the Company. Research and development costs that are not eligible for capitalisation are expensed in the period incurred and are recognised in other expenses. Breakup of such expenses are as under-		
Particulars		
Raw Materials & components, finished goods and spares consumed	1,083	1,347
Salaries, wages and bonus	1,386	1,287
Contribution to provident and other funds	44	47
Other post employment benefits (refer note 32)	19	19
Staff welfare	43	78
Travelling and conveyance	127	337
Depreciation and amortisation expense (refer note 3A)	211	297
Others	719	838
Total	3,632	4,250

NOTES TO STANDALONE FINANCIAL STATEMENTS FOR THE YEAR ENDED 31 MARCH 2021**29. Components of Other Comprehensive Income (OCI)**

The disaggregation of changes to OCI in equity is shown below:

	(INR in lacs)	
	31 March 2021	31 March 2020
Re-measurement gains/(losses) on defined benefit plans (net of tax effect thereon)	115	(237)
	<u>115</u>	<u>(237)</u>

30. Earnings per share (EPS)

Basic EPS amounts are calculated by dividing the profit for the year attributable to equity holders of the Company by the weighted average number of Equity shares outstanding during the year.

Diluted EPS amounts are calculated by dividing the profit attributable to equity holders of the Company (after adjusting for interest on the convertible preference shares) by the weighted average number of Equity shares outstanding during the year plus the weighted average number of Equity shares that would be issued on conversion of all the dilutive potential Equity shares into Equity shares.

The following reflects the income and share data used in the basic and diluted EPS computations:

Particulars	31 March 2021	31 March 2020
Profit attributable to equity holders of the Company for basic and diluted earnings (INR in lacs)	33,327	47,629
Weighted average number of Equity shares for basic and diluted EPS	126,871,830	126,871,830
Basic and Diluted EPS (in INR)	26.27	37.54

31. Significant accounting judgements, estimates and assumptions

The preparation of the standalone financial statements requires management to make judgements, estimates and assumptions that affect the reported amounts of revenues, expenses, assets and liabilities, and the accompanying disclosures, and the disclosure of contingent liabilities. Uncertainty about these assumptions and estimates could result in outcomes that require a material adjustment to the carrying amount of assets or liabilities affected in future periods.

Judgements

In the process of applying the Company's accounting policies, management has made the following judgements, which have the most significant effect on the amounts recognised in the standalone financial statements.

Determining the lease term of contracts with renewal and termination options - Company as a lessee

The Company determines the lease term as the non-cancellable term of the lease, together with any periods covered by an option to extend the lease if it is reasonably certain to be exercised, or any periods covered by an option to terminate the lease, if it is reasonably certain not to be exercised.

The Company has several lease contracts that include extension and termination options. The Company applies judgement in evaluating whether it is reasonably certain whether or not to exercise the option to renew or terminate the lease. That is, it considers all relevant factors that create an economic incentive for it to exercise either the renewal or termination. After the commencement date, the Company reassesses the lease term if there is a significant event or change in circumstances that is within its control and affects its ability to exercise or not to exercise the option to renew or to terminate.

Revenue from contracts with customers

The Company applied the following judgements that significantly affect the determination of the amount and timing of revenue of contract with customers:

Determining method to estimate variable consideration and assessing the constraint:

Certain contracts for the sale of products include a right to return and volume rebates that give rise to variable consideration. In estimating the variable consideration, the Company is required to use the most appropriate method based on which Company can predict the amount of consideration to which it will be entitled.

NOTES TO STANDALONE FINANCIAL STATEMENTS FOR THE YEAR ENDED 31 MARCH 2021

The Company determined that the expected value method is the most appropriate method in estimating the variable consideration for the sale of products with rights to return and volume rebates, given the large number of customer contracts that have similar characteristics.

Before including any amount of variable consideration in the transaction price, the Company considers whether the amount of variable consideration is constrained. The Company determined that the estimates of variable consideration are not constrained based on its historical experience, business forecast and the current economic condition. In addition, the uncertainty on the variable consideration will be resolved within a short time frame.

Estimates and assumptions

The key assumptions concerning the future and other key sources of estimation uncertainty at the reporting date, that have a significant risk of causing a material adjustment to the carrying amounts of assets and liabilities within the next financial year, are described below. The Company based its assumptions and estimates on parameters available when the financial statements were prepared. Existing circumstances and assumptions about future developments, however, may change due to market changes or circumstances arising that are beyond the control of the Company. Such changes are reflected in the assumptions when they occur.

Share-based payments

The Company measures the cost of equity-settled transactions with employees by ultimate holding company using a Black Scholes Options Pricing model to determine the fair value of the liability incurred. Estimating fair value for share-based payment transactions requires determination of the most appropriate valuation model, which is dependent on the terms and conditions of the grant. This estimate also requires determination of the most appropriate inputs to the valuation model including the expected life of the share option, volatility and dividend yield and making assumptions about them. For equity-settled share-based payment transactions, the liability needs to be remeasured at the end of each reporting period up to the date of settlement, with any changes in fair value recognised in the profit or loss. This requires a reassessment of the estimates used at the end of each reporting period. The assumptions and models used for estimating fair value for share-based payment transactions are disclosed in note 33.

Defined benefit plans (gratuity benefits)

The cost of the defined benefit gratuity plan and other post-employment medical benefits and the present value of the gratuity obligation are determined using actuarial valuations. An actuarial valuation involves making various assumptions that may differ from actual developments in the future. These include the determination of the discount rate, future salary increases and mortality rates. Due to the complexities involved in the valuation and its long-term nature, a defined benefit obligation is highly sensitive to changes in these assumptions. All assumptions are reviewed at each reporting date.

The parameter most subject to change is the discount rate. In determining the appropriate discount rate for plans operated, the management considers the interest rates of government bonds in currencies consistent with the currencies of the post-employment benefit obligation.

The mortality rate is based on publicly available mortality tables for the specific countries. Those mortality tables tend to change only at interval in response to demographic changes. Future salary increases and gratuity increases are based on expected future inflation rates for the respective countries. Further details about gratuity obligations are given in note 32.

Fair value measurement of financial instruments

When the fair values of financial assets and financial liabilities recorded in the balance sheet cannot be measured based on quoted prices in active markets, their fair value is measured using valuation techniques including the DCF model. The inputs to these models are taken from observable markets where possible, but where this is not feasible, a degree of judgement is required in establishing fair values. Judgements include considerations of inputs such as liquidity risk, credit risk and volatility. Changes in assumptions about these factors could affect the reported fair value of financial instruments. See note 40 and 41 for further disclosures.

Product warranties accruals

The provisions for product warranties, on account of goods sold, recorded in the balance sheet on the basis of actuarial valuations. An actuarial valuation involves making various assumptions that may differ from actual developments in the future. These include the determination of the discount rate and failure rates. Due to the complexities involved in the valuation and its long-term nature, a provision for product warranty is highly sensitive to changes in these assumptions. All assumptions are reviewed at each reporting date.

The parameter most subject to change is the discount rate. In determining the appropriate discount rate, the management considers the interest rates of government bonds in currencies consistent with the currencies of the product warranty provision.

NOTES TO STANDALONE FINANCIAL STATEMENTS FOR THE YEAR ENDED 31 MARCH 2021

The failure rate is based on actual number of calls received by the Company from customers on account of complaints. Further details about provisions for product warranties are given in note 16.

Taxes

Uncertainties exist with respect to the interpretation of complex tax regulations, changes in tax laws, and the amount and timing of future taxable income. Given the nature of business differences arising between the actual results and the assumptions made, or future changes to such assumptions, could necessitate future adjustments to tax income and expense already recorded. The Company establishes provisions, based on reasonable estimates. The amount of such provisions is based on various factors, such as experience of previous tax audits and different interpretations of tax regulations by the taxable entity and the responsible tax authority. Such differences of interpretation may arise on a wide variety of issues depending on the conditions prevailing in the respective domicile of the companies.

32. Gratuity and other post-employment benefit plans

Gratuity (being administered by a Trust) is computed as 15 days salary, for every completed year of service or part thereof in excess of 6 months and is payable on retirement/termination/resignation. The benefit vests on the employee completing 5 years of service. The Gratuity plan for the Company is a defined benefit scheme where annual contributions as demanded by the insurer are deposited, to a Gratuity Trust Fund established to provide gratuity benefits. The Trust has taken an Insurance policy, whereby these contributions are transferred to the insurer. The Company makes provision of such gratuity asset/ liability in the books of account on the basis of actuarial valuation carried out by an independent actuary.

The Company also provide certain additional retirement benefits to the employees of the Faridabad Refrigeration Operations where INR 35,000 is paid to employee on retirement. This retirement benefit is an unfunded defined benefit scheme. The Company makes provision of such liability on the basis of actuarial valuation carried out by an independent actuary.

The following tables summarise the components of net benefit expense recognised in the statement of profit or loss and the net funded status and amounts recognised in the balance sheet for the respective plans:

Additional Employee benefit	(INR in lacs)	
	31 March 2021	31 March 2020
Current service cost	3	3
Interest cost on benefit obligation	8	8
Net actuarial (gain)/loss recognised in the year	(12)	19
Net benefit (gain)/expense	(1)	30

Changes in the present value of the defined benefit obligation of additional employee benefits are as follows :

	(INR in lacs)
Defined benefit obligation at 1 April 2019	158
Interest cost	8
Service cost	3
Benefits paid	(23)
Actuarial (gains) /losses on obligation	19
Defined benefit obligation at 31 March 2020	165
Interest cost	8
Service cost	3
Benefits paid	(50)
Actuarial (gains) /losses on obligation	(12)
Defined benefit obligation at 31 March 2021	114

NOTES TO STANDALONE FINANCIAL STATEMENTS FOR THE YEAR ENDED 31 MARCH 2021

Gratuity Plan

	Gratuity cost charged to the Statement of Profit and Loss					Remeasurement gains/(losses) in other comprehensive income					(INR in lacs)	
	1 April	Service cost	Net interest expense/(Income)	Increase (decrease) due to effect of any business combination, divestitures, transfers	Sub-total included in profit or loss (refer note 24)	Benefits paid	Return on plan assets (excluding amounts included in net interest expense)	Actuarial changes arising from changes in financial assumptions	Experience adjustments	Sub-total included in OCI	Contributions by employer	31 March

Changes in the defined benefit obligation and fair value of plan assets as at 31 March 2021:

Defined benefit obligation	(8,668)	(502)	(455)	(3)	(960)	1,289	-	(38)	(391)	(429)	-	(8,768)
Fair value of plan assets	8,848	-	557	-	557	(1,289)	582	-	-	582	1,289	9,987
Benefit liability	180				(403)*					153		1,219

* Includes expenses reclassified as research expenses of INR 19 lacs.

Changes in the defined benefit obligation and fair value of plan assets as at 31 March 2020:

Defined benefit obligation	(8,197)	(439)	(484)	(6)	(929)	851	-	(214)	(179)	(392)	-	(8,668)
Fair value of plan assets	7,928	-	545	-	545	(851)	75	-	-	75	1,151	8,848
Benefit liability	(269)				(384)*					(317)		180

* Includes expenses reclassified as research expenses of INR 19 lacs.

The major categories of plan assets of the fair value of the total plan assets are as follows:

(INR in lacs)

	31 March 2021	31 March 2020
Unquoted investments:		
Insurance Scheme Products	9,987	8,848
Total	9,987	8,848

The principal assumptions used in determining gratuity and post-employment benefit obligations for the Company's plans are shown below:

	31 March 2021	31 March 2020
	%	%
Discount rate:		
Gratuity plan	6.20	6.30
Additional Employee benefit	6.20	6.30
Future salary increases:		
Gratuity plan	6.0	6.0
Additional Employee benefit	NA	NA

NOTES TO STANDALONE FINANCIAL STATEMENTS FOR THE YEAR ENDED 31 MARCH 2021**Mortality Table (LIC)**

Indian Assured Lives Mortality (IALM) (2006-08) (modified) Ult.	Indian Assured Lives Mortality (IALM) (2006-08) (modified) Ult.
---	--

A quantitative sensitivity analysis for significant assumption as at 31 March 2021 and 31 March 2020 is as shown below:

Gratuity plan:**Impact on defined benefit obligation****(INR in lacs)**

Assumptions Sensitivity Level	Discount rate		Future salary increases	
	0.5% increase	0.5% decrease	0.5% increase	0.5% decrease
31 March 2021	187	(196)	(195)	189
31 March 2020	154	(161)	(161)	155

The sensitivity analyses above have been determined based on a method that extrapolates the impact on defined benefit obligation as a result of reasonable changes in key assumptions occurring at the end of the reporting period.

The following payments are expected contributions to the defined benefit plan in future years:

(INR in lacs)

	31 March 2021	31 March 2020
Within the next 12 months (next annual reporting period)	1,483	2,854
Between 2 and 5 years	5,812	4,887
Between 5 and 10 years	4,851	3,713
Total expected payments	12,146	11,454

The average duration of the defined benefit plan obligation at the end of the reporting period is 12.58 years (31 March 2020: 12.42 years).

33. Share-based payments

The Company does not provide any share-based compensation to its employees. However, the ultimate holding company, Whirlpool Corporation, USA has provided various share-based payment schemes to employees.

A. Details of these plans are given below:**I. Employee Stock Options**

A stock option gives an employee, the right to purchase shares of Whirlpool Corporation at a fixed price for a specific period of time. The grant price (or strike price) is fixed based on the closing price of Whirlpool Corporation common stock on the date of grant. Stock options vest in three equal annual installments and expire in ten years from the date they are granted.

II. Restricted Stock Units (RSU) & Performance Stock Units (PSU)

- Performance** - These are the units of stock granted to employee at nil exercise price. It converts one for one shares of Whirlpool Corporation at the end of the vesting period of three years.
- Time based** - These are the units of stock granted to employee at nil exercise price. It converts one for one shares of Whirlpool Corporation at the end of the vesting period in the following manner:-
 - One third of the option vests after one year, another one third vests after two years and final one third will vests after three years.
 - Vesting for one half option after two years and rest after four years.

NOTES TO STANDALONE FINANCIAL STATEMENTS FOR THE YEAR ENDED 31 MARCH 2021

The expense recognised for employee services received during the year is shown in the following table:

	(INR in lacs)	
	31 March 2021	31 March 2020
Expense arising from equity-settled share-based payment transactions	479	629
Total expense arising from share-based payment	479	629

There were cancellations in employee stock options and Restricted Stock Units (RSU) and Performance Stock Units (PSU). Refer below movement for details.

Movements during the year

The following table illustrates the number and Weighted Average Exercise Prices (WAEP) of, and movements during the year:

(a) Employee Stock Option

	31 March 2021	31 March 2021	31 March 2020	31 March 2020
	Number	WAEP	Number	WAEP
Outstanding at 1 April	30,838	\$ 145.21	33,273	\$ 145.15
Granted during the year	-	-	-	-
Forfeited during the year	(140)	\$172.70	(376)	\$166.57
Exercised during the year	(6,013) ¹	\$139.70	(814) ¹	\$ 93.87
Expired during the year	(2,832)	\$166.93	(1,245)	\$170.78
Outstanding at 31 March	<u>21,853</u>	<u>\$145.54</u>	<u>30,838</u>	<u>\$ 145.21</u>
Exercisable at 31 March	21,853	\$145.54	29,535	\$ 144.02

¹The weighted average share price at the date of exercise of these options was \$ 35.60 (31 March 2020: \$ 35.27).

The weighted average remaining contractual life for the share options outstanding as at 31 March 2021 was 2.45 years (31 March 2020: 4.96 years).

The weighted average fair value of options granted during the year was \$ Nil (31 March 2020: \$ Nil).

The range of exercise prices for options outstanding at the end of the year was \$ 71.03 to \$ 213.23 (31 March 2020: \$ 71.03 to \$ 213.23).

For year ended 31 March 2021 and 31 March 2020: No options have been granted.

(b) Restricted Stock and Performance Share Units

	31 March 2021	31 March 2020
	Number of options	
Outstanding at the beginning of the year	22,688	22,421
Granted during the year	6,307	5,719
Transfer/ Expired/ Forfeited during the year	15,536	1,042
Exercised during the year	3,875	4,410
Outstanding at the end of the year	9,584	22,688

34. Commitments and contingencies

a. Leases

Operating lease commitments - Company as lessor

The Company has entered into operating lease for a specific area of its building located at Faridabad. The lease is renewable with mutual consent of both the parties. The income recognised in the Statement of profit and loss under the head "Other Income" is INR 141 lacs (31 March 2020: INR 96 lacs).

b. Commitments

Capital work contracted but still under execution (net of advances) is estimated at INR 2,135 lacs (31 March 2020: INR 2,250 lacs).

NOTES TO STANDALONE FINANCIAL STATEMENTS FOR THE YEAR ENDED 31 MARCH 2021**c. Contingent liabilities****I. Direct tax litigations**

	(INR in lacs)	
	31 March 2021	31 March 2020
Transfer Pricing adjustments (refer note (a))	164,555	131,258
Other than transfer pricing adjustments (refer note (b))	4,882	5,634
Total*	169,437	136,892

* The above mentioned amount reflect the disputed amount and tax will be calculated at applicable rate after the cases are disposed at respective forums.

- a) For AY 2004-05 to 2005-06, the assessing officer made additions of INR Nil (31 March 2020 : INR 17,703 Lacs) on account of Transfer Pricing adjustment for differences between the arm's length price and prices charged/ received by the Company from associated enterprises. During FY 2020-21, the transfer pricing officer in its order has accepted the contention of the Company and as per the direction of the ITAT has computed NIL transfer pricing adjustments. However, the TPO made an apparent error in applying the direction and propose an adjustment of INR 633 Lacs. The Company is in the process of filing necessary applications to get the transfer pricing adjustment corrected.

For AY 2008-09 to 2017-18, Transfer Pricing (TP) adjustments were made by Transfer Pricing Officer/ Assessing Officer amounting to INR 154,187 lacs (31 March 2020: INR 113,555 lacs) on account of alleged excess expenditure on Advertisement, Marketing and Sales Promotion (AMP) expenses incurred by the Company for promotion of 'Whirlpool' brand owned by the holding company. During the FY 2020-21, the Company has received revised TPO order(s) for AY 2009-10 to AY 2014-15 with increase in TP adjustment for AY 2011-12 (INR 29,445 Lacs) and AY 2012-13 (INR 25,636 Lacs). The revised TPO orders for AY 2009-10, 2010-11, 2012-13, 2013-14 and 2014-15 was challenged by the Company by filing a Writ petition before the Hon'ble Delhi High Court. The Hon'ble Delhi High Court granted stay on the operations of the Orders pending the outcome of the decision of the Special Leave Petition filed by the Tax Department with Hon'ble Supreme Court. For AY 2011-12, the TPO has made the addition erroneously. The Company has filed a rectification application before the TPO to get the necessary correction done. The Tax Department has challenged the order of the Hon'ble High Court for AY 2008-09 by filing Special Leave Petition (SLP) before the Hon'ble Supreme Court, Accordingly, the final consequence of TP adjustments involved for AY 2008-09 to AY 2016-17 on account of AMP expenses adjustments will depend on the acceptance/outcome of the pending SLP of Tax Department for A.Y 2008-09. During the FY 2020-21, the company had also received a final assessment order for AY 2016-17 with TP adjustments of INR 6,152 Lacs and Non TP adjustments of INR 697 Lacs and for AY 2017-18 with transfer pricing adjustment of INR 11,579 lacs, for AY 2016-17, the company has filed an appeal before the Income Tax Appellate Tribunal (ITAT) and for AY 2017-18, draft assessment order is awaited from Assessing officer.

- b) In the Income-tax assessments for preceding assessment years, the Assessing Officer has made disallowances of various expenses. These matters pertain to AY 1994-95 to 2016-17.

All of the above mentioned matters are pending with various judicial/appellate authorities including Dispute Resolution Panel, CIT(Appeals), Income Tax Appellate Tribunal, High court and Supreme court. For some of the matters, judicial/appellate authorities have decided the cases in favor of the Company. However, these are being contested again by the Department of Income tax.

The Company believes that it has merit in these cases and it is only possible, but not probable, that these cases may be decided against the Company. Hence, these have been disclosed as contingent liability and no provision for any liability has been deemed necessary in the financial statements.

NOTES TO STANDALONE FINANCIAL STATEMENTS FOR THE YEAR ENDED 31 MARCH 2021

II. Other litigations

(INR in lacs)

Particulars	31 March 2021	31 March 2020
i. Claims against the Company not acknowledged as debts: These claims are in respect of various cases filed by ex-employees, consumers and trade partners. The legal proceedings are ongoing and therefore it is not practicable to state the timing of any payment. The management is of the opinion that it is possible, but not probable, that the action will succeed and accordingly no provision for any liability has been recognised in these financial statements.	578	620
ii. Others - Pending litigations		
- Excise duty and service tax	1	18
- Sales tax/ value added tax assessments	1,187	840

In view of large number of cases, it is not practicable to disclose individual details of all the cases. On the basis of current status of individual case and as per legal advice obtained by the Company, wherever applicable, the Company is confident of winning the above cases and is of view that no provision is required in respect of these litigations. The Company has also submitted bank guarantees with respective government authorities towards some of these pending litigations which have been included in point (d) below.

III. Other Contingency

(INR in lacs)

Particulars	31 March 2021	31 March 2020
i. Letter of credits with bank	21,606	16,265
ii. Bank Guarantees for performance commitment (excluding financial guarantees given to Government Authorities).	398	398

IV. Government of India - Ministry of Environment, Forest and Climate Change amended the E-Waste (Management) Rules 2016 and issued E-Waste (Management) Amendment Rules, 2018 ("E-waste Rules"). As per the E-Waste Rules, Companies dealing in certain categories of products as specified therein are required to undertake specific activities to channelize a specified quantity of E-Waste.

Based on the estimates made by the management in accordance with the relevant provisions of the E-Waste rules, the Company was required to channelize 27,212 MT (31 March 2020 : 24,600 MT) of E-waste out of which 27,225 MT (31 March 2020 : 24,609 MT) has been channelised during the year.

d. Financial guarantees

Bank Guarantees given to Government Authorities for various tax litigations amounts to INR 954 lacs (31 March 2020: INR 1,296 lacs).

NOTES TO STANDALONE FINANCIAL STATEMENTS FOR THE YEAR ENDED 31 MARCH 2021**35. Related party transactions**

Following are the Related Parties and transactions entered with related parties for the relevant financial year:

Key Management Personnel	<ol style="list-style-type: none"> 1. Mr. Arvind Uppal, Chairman 2. Mr. Vishal Bhola, Managing Director (w.e.f 04 April, 2020) 3. Mr. Sunil D'Souza, Managing Director (till 03 April, 2020) 4. Mr. Anil Berera, Non-Executive Director (Executive Director till 31 Decemeber, 2019) 5. Mr. AHB Narayana Reddy, Executive Director 6. Mrs. Roopali Singh, Company Secretary 7. Mr Aditya Jain, Chief Financial Officer (w.e.f 01 September, 2020) 8. Mr. Yatin Malhotra, Chief Financial Officer (till 31 August, 2020) 9. Mrs. Sonu Bhasin, Independent Director 10. Mr. Pradeep Jyoti Banerjee, Independent Director (w.e.f 19 June, 2019) 11. Mr. Rahul Bhatnagar, Independent Director (w.e.f 19 June, 2019) 12. Mr. Sanjiv Verma, Independent Director (till 19 June, 2019) 13. Mr. Anand Bhatia, Independent Director (till 19 June, 2019)
Parties having direct or indirect control over the Company	<ol style="list-style-type: none"> 1. Whirlpool Corporation (Ultimate Holding Company) 2. Whirlpool Mauritius Limited (Holding Company)
Group Companies / Enterprise where common control exists and with whom transactions have taken place during the year.	<ol style="list-style-type: none"> a. Whirlpool S.A. b. Whirlpool Southeast Asia Pte c. Whirlpool (Hong Kong) Limited d. Whirlpool (China) Investment Co. Ltd. e. Guangdong Whirlpool Electrical Appliances Co. Ltd. f. Whirlpool Product Development (Shenzhen) Co. Ltd. g. Whirlpool (Australia) Pty Limited h. Whirlpool Asia LLP i. Whirlpool Europe S.R.L. j. Whirlpool South Africa (Pty) Ltd. k. Beijing Embraco Snowflake Compressor Co. Ltd. (till June, 2019) l. Whirlpool EMEA S.p.a m. Whirlpool Maroc s.a.r.l n. Whirlpool (Taiwan) Co. Ltd o. Whirlpool Slovakia Spol s.r.o p. Whirlpool Properties Inc. q. Whirlpool Microwave Products Development Limited r. Whirlpool France S.A.S. s. Whirlpool Overseas Hong Kong Ltd. t. Indesit Company Polska Sp.z.oo. u. Whirlpool (China) Co. Ltd v. Whirlpool Argentina S.A w. Kitchen Aid Australia Pty Ltd. x. Kitchen Aid Trading Co. Ltd. y. Whirlpool Company Polska z. Joint Stock Company Indesit In aa. Indesit Company Beyaz Esya Sanay
Companies where Joint control exists and with whom transaction have taken place during the year	<ol style="list-style-type: none"> 1. Elica PB India Private Limited
Entities under Significant influence of Key Management Personnel	<ol style="list-style-type: none"> 1. Whirlpool of India Gratuity Fund 2. Whirlpool of India Superannuation Scheme

NOTES TO STANDALONE FINANCIAL STATEMENTS FOR THE YEAR ENDED 31 MARCH 2021

Particulars	Ultimate Holding Company/ Holding Company (INR in Lacs)		Enterprises under common control (INR in Lacs)		Companies where Joint control exists (INR in Lacs)		Entities under Significant influence of Key Management Personnel	
	31 March 2021	31 March 2020	31 March 2021	31 March 2020	31 March 2021	31 March 2020	31 March 2021	31 March 2020
A) Transactions								
(1) Purchase of raw materials, spare parts (net of returns) and services								
- Whirlpool Corporation	12	23	-	-	-	-	-	-
- Whirlpool (China) Co. Ltd.	-	-	2,155	1,479	-	-	-	-
- Whirlpool Asia LLP	-	-	892	951	-	-	-	-
- Others	-	-	55	958	-	-	-	-
Total	12	23	3,102	3,388	-	-	-	-
(2) Purchase of trading goods (net of returns)								
- Whirlpool Corporation	144	240	-	-	-	-	-	-
- Whirlpool EMEA S.p.a.	-	-	272	417	-	-	-	-
- Whirlpool (China) Co., Ltd	-	-	886	701	-	-	-	-
- Whirlpool Microwave Products Development Limited	-	-	347	292	-	-	-	-
- Whirlpool Slovakia Spol Sro	-	-	1,066	642	-	-	-	-
- Elica PB India Private Limited	-	-	-	-	1,191	793	-	-
- Whirlpool Company Polska	-	-	419	493	-	-	-	-
- Joint Stock Company Indesit In	-	-	446	439	-	-	-	-
- Others	-	-	6	-	-	-	-	-
Total	144	240	3,442	2,984	1,191	793	-	-
(3) Sale of manufactured goods (net of returns)								
- Whirlpool Corporation	-	19	-	-	-	-	-	-
- Whirlpool Southeast Asia Pte	-	-	4,024	2,375	-	-	-	-
- Whirlpool EMEA S.p.a.	-	-	909	987	-	-	-	-
- Whirlpool (Australia) Pty Limited.	-	-	304	316	-	-	-	-
- Elica PB India Private Limited	-	-	-	-	1,817	1,283	-	-
- Others	-	-	1	93	-	-	-	-
Total	-	19	5,238	3,771	1,817	1,283	-	-
(4) Reimbursement of expenses incurred on behalf of the parties by Company								
- Whirlpool Corporation	278	1,568	-	-	-	-	-	-
- Whirlpool Asia LLP	-	-	184	211	-	-	-	-
- Others	-	-	228	356	-	-	-	-
Total	278	1,568	412	567	-	-	-	-
(5) Reimbursement of expenses incurred on behalf of the Company by parties								
- Whirlpool Corporation	80	173	-	-	-	-	-	-
- Whirlpool Asia LLP	-	-	-	-	-	-	-	-
- Whirlpool (China) Co. Ltd.	-	-	-	142	-	-	-	-
- Others	-	-	1	4	-	-	-	-
Total	80	173	1	146	-	-	-	-
(6) Purchase of SEIS license								
- Whirlpool Asia LLP	-	-	492	-	-	-	-	-
Total	-	-	492	-	-	-	-	-
(7) Sale of services								
- Whirlpool Corporation	14,666	13,812	-	-	-	-	-	-
- Others	-	-	2,524	3,329	-	-	-	-
Total	14,666	13,812	2,524	3,329	-	-	-	-
(8) Royalty fee (Brand Assistance)								
- Whirlpool Properties Inc.	-	-	5,654	5,679	-	-	-	-
Total	-	-	5,654	5,679	-	-	-	-
(9) Technical know-how fee (Brand Assistance)								
- Whirlpool Corporation	3,233	3,076	-	-	-	-	-	-
Total	3,233	3,076	-	-	-	-	-	-

NOTES TO STANDALONE FINANCIAL STATEMENTS FOR THE YEAR ENDED 31 MARCH 2021

Particulars	Ultimate Holding Company/ Holding Company (INR in Lacs)		Enterprises under common control (INR in Lacs)		Companies where Joint control exists (INR in Lacs)		Entities under Significant influence of Key Management Personnel	
	31 March 2021	31 March 2020	31 March 2021	31 March 2020	31 March 2021	31 March 2020	31 March 2021	31 March 2020
(10) Contributions made by the Company								
- Whirlpool of India Limited Gratuity Fund	-	-	-	-	-	-	-	300
- Whirlpool of India Superannuation Scheme	-	-	-	-	-	-	46	66
Total	-	-	-	-	-	-	46	366
(11) Dividend paid during the year								
Whirlpool Mauritius Limited	4,758	4,758	-	-	-	-	-	-
Total	4,758	4,758	-	-	-	-	-	-
(12) Redemption of Investment in unquoted debt securities*								
- Whirlpool Corporation	-	13,712	-	-	-	-	-	-
- Whirlpool S.A.	-	-	32,030	-	-	-	-	-
Total	-	13,712	32,030	-	-	-	-	-
(13) Interest income on unquoted debt securities								
- Whirlpool Corporation	-	355	-	-	-	-	-	-
- Whirlpool S.A.	-	-	655	1,373	-	-	-	-
Total	-	355	655	1,373	-	-	-	-
B) Balance outstanding at the year end:								
Trade receivables*								
- Whirlpool Corporation	2,296	356	-	-	-	-	-	-
- Whirlpool Southeast Asia Pte	-	-	441	250	-	-	-	-
- Whirlpool Overseas Hong Kong Ltd.	-	-	279	284	-	-	-	-
- Elica PB India Private Limited	-	-	-	-	976	455	-	-
- Whirlpool (Taiwan) Co. Ltd	-	-	-	474	-	-	-	-
- Others	-	-	811	611	-	-	-	-
Total	2,296	356	1,531	1,619	976	455	-	-
Trade payables*								
- Whirlpool Corporation	1,005	825	-	-	-	-	-	-
- Whirlpool Properties Inc.	-	-	1,571	1,137	-	-	-	-
- Whirlpool EMEA S.p.a.	-	-	273	323	-	-	-	-
- Whirlpool Slovakia Spol s.r.o	-	-	545	129	-	-	-	-
- Whirlpool (China) Co. Ltd.	-	-	1,302	427	-	-	-	-
- Elica PB India Private Limited	-	-	-	-	226	36	-	-
- Others	-	-	613	274	-	-	-	-
Total	1,005	825	4,304	2,290	226	36	-	-
Investment in unquoted debt securities*								
- Whirlpool S.A.	-	-	-	32,030	-	-	-	-
Total	-	-	-	32,030	-	-	-	-
Investment in unquoted equity shares								
- Elica PB India Private Limited #	-	-	-	-	16,244	16,244	-	-
Total	-	-	-	-	16,244	16,244	-	-
Interest receivable on unquoted debt securities								
- Whirlpool S.A.	-	-	-	793	-	-	-	-
Total	-	-	-	793	-	-	-	-

* Exclusive of reinstatement due to exchange fluctuation.

The amount does not include the cost incurred by the Company at time of acquisition of shares which has been reported in the total investment amount in the financial statements.

NOTES TO STANDALONE FINANCIAL STATEMENTS FOR THE YEAR ENDED 31 MARCH 2021

Terms and conditions of transactions with related parties

All the above mentioned transactions with the related parties are made on terms equivalent to those that prevail in arm's length transactions. Outstanding balances at the year-end are unsecured and interest free and settlement occurs in cash.

There have been no guarantees provided or received for any related party receivables or payables other than the letter of comfort which has been given by the ultimate holding company, Whirlpool Corporation, to respective banks against bank overdraft, cash credit, letter of credit etc. facilities provided to the Company.

Transactions with key management personnel

Compensation of key management personnel of the Company

(INR in lacs)

	31 March 2021	31 March 2020
Short-term employee benefits	672	1,250
Post-employment benefits	12	27
Other long-term benefits	4	23
Share-based payment	214	291
Director sitting fees	68	59
Total	970	1,650

The amounts disclosed above are the amounts recognised as an expense during the reporting period related to key management personnel.

36. Segment information

The Company's operations predominantly comprise of only one segment i.e. Home Appliances. The management also reviews and measures the operating results taking the whole business as one segment and accordingly, makes decision about resource allocation. In view of the same, separate segmental information is not required to be given as per the requirements of Ind AS 108 on "Operating Segments".

Geographical Information

(INR in lacs)

	31 March 2021	31 March 2020
Revenue from external customers		
Sale of Products		
Within India	556,359	567,154
Outside India	14,685	11,724
Total	571,044	578,878

(INR in lacs)

	31 March 2021	31 March 2020
Sale of Services		
Within India	1,604	2,142
Outside India	17,190	17,141
Total	18,794	19,283

The revenue information above is based on the locations of the customers.

Non-current operating assets

The Company has common non-current operating assets for domestic as well as overseas market. Hence, separate figures for these assets are not required to be furnished.

NOTES TO STANDALONE FINANCIAL STATEMENTS FOR THE YEAR ENDED 31 MARCH 2021**37. Details of dues to micro and small enterprises as defined under the MSMED Act, 2006:-**

(INR in lacs)

Particulars	31 March 2021	31 March 2020
The Principal amount and the Interest due thereon remaining unpaid to any supplier as at the end of each accounting year		
Principal Amount	1,991	1,864
Interest due on above	-	27
Interest paid by the buyer in terms of section 16, of the Micro Small and Medium Enterprise Development Act, 2006 along with the amounts of the payment made to the supplier beyond the appointed day during each accounting year	-	11
Amount of interest due and payable for the period of delay in making payment (which have been paid but beyond the appointed day during the year) but without adding the interest specified under Micro Small and Medium Enterprise Development Act, 2006.	24	16
Amount of interest accrued and remaining unpaid at the end of each accounting year	51	27
Amount of further interest remaining due and payable even in the succeeding years, until such date when the interest dues as above are actually paid to the small enterprise for the purpose of disallowance as a deductible expenditure under section 23 of the Micro Small and Medium Enterprise Development Act, 2006	51	27

38. Hedging activities and derivatives**Derivatives not designated as hedging instruments**

The Company uses foreign exchange forward contracts to manage some of its transaction exposures. The foreign exchange forward contracts are not designated as hedge instrument and are entered into for periods consistent with foreign currency exposure of the underlying transactions, generally for the following period:

- a. From one to five months in case of vendor payments
- b. From one to three years in case of investment in senior notes (including interest).

39. Fair values

The management assessed that cash and cash equivalents, trade receivables, loans, other receivables, trade payables and other current liabilities approximate their carrying amounts largely due to the short-term maturities of these instruments.

The loss allowance on the financial assets are disclosed in note 5 as at 31 March 2021: INR 156 lacs (31 March 2020: INR 19 lacs) provided in the books on account of uncertainty of recoverability for the amount.

The fair value of the financial assets and liabilities is included at the amount at which the instrument could be exchanged in a current transaction between willing parties, other than in a forced or liquidation sale. The following methods and assumptions were used to estimate the fair values:

Security Deposits disclosed under loans are evaluated by the Company based on parameters such as interest rates, risk factors, risk characteristics and individual creditworthiness of the counterparty. Based on this evaluation, allowance are taken into account for the expected credit losses of these security deposits.

NOTES TO STANDALONE FINANCIAL STATEMENTS FOR THE YEAR ENDED 31 MARCH 2021

40. Fair values hierarchy

The following table provides the fair value measurement hierarchy of the Company's assets and liabilities.

Quantitative disclosures fair value measurement hierarchy for assets as at 31 March 2021:

Particulars	Date of valuation	Fair value measurement using			
		Total	Quoted prices in active markets (Level 1)	Significant observable inputs (Level 2)	Significant unobservable inputs (Level 3)
INR in lacs					
Financial assets measured at fair value through profit & loss					
Derivatives Financial Instrument	31 March 2021	-	-	-	-
Financial assets measured at amortised cost:					
Investment	31 March 2021	17,222	-	-	17,222
Loans and deposits		2,683	-	-	2,683
Bank Deposits		15	-	-	15
Interest accrued on bank deposits and investment		145	-	-	145
Insurance claim receivable		1,242	-	-	1,242
Trade receivables		37,897	-	-	37,897
Cash and cash equivalents		206,046	-	-	206,046
Other bank balances		272	-	-	272

Particulars	Date of valuation	Fair value measurement using			
		Total	Quoted prices in active markets (Level 1)	Significant observable inputs (Level 2)	Significant unobservable inputs (Level 3)
INR in lacs					
Financial liabilities carried at amortised costs					
Trade payables	31 March 2021	166,037	-	-	166,037
Other financial liabilities		5,899	-	-	5,899

NOTES TO STANDALONE FINANCIAL STATEMENTS FOR THE YEAR ENDED 31 MARCH 2021

Quantitative disclosures fair value measurement hierarchy for assets as at 31 March 2020:

Particulars	Date of valuation	Fair value measurement using			
		Total	Quoted prices in active markets (Level 1)	Significant observable inputs (Level 2)	Significant unobservable inputs (Level 3)
		INR in lacs			
Financial assets measured at fair value through profit & loss					
Derivatives Financial Instrument	31 March 2020	795	-	795	-
Financial assets measured at amortised cost:					
Investment	31 March 2020	55,055	-	-	55,055
Loans and deposits		2,486	-	-	2,486
Bank Deposits		11	-	-	11
Interest accrued on bank deposits and investment		1,268	-	-	1,268
Insurance claim receivable		-	-	-	-
Trade receivables		32,167	-	-	32,167
Cash and cash equivalents		127,416	-	-	127,416
Other bank balances		985	-	-	985

Particulars	Date of valuation	Fair value measurement using			
		Total	Quoted prices in active markets (Level 1)	Significant observable inputs	Significant unobservable inputs
		INR in lacs			
Financial liabilities carried at amortised costs					
Trade payables	31 March 2020	143,108	-	-	143,108
Other financial liabilities		3,219	-	-	3,219

41. Financial risk management objectives and policies

The Company's principal financial liabilities, other than derivatives, comprise trade and other financial liability. The main purpose of these financial liabilities is to finance the Company's operations and to provide guarantees to support its operations. The Company's principal financial assets include loans, trade and other receivables, and cash and cash equivalents that derive directly from its operations. The Company also enters into derivative transactions.

The Company is exposed to market risk, credit risk and liquidity risk. The Company's senior management oversees the management of these risks and also ensure that the Company's financial risk activities are governed by appropriate policies and procedures and that financial risks are identified, measured and managed in accordance with the Company's policies and risk objectives. All derivative activities for risk management purposes are carried out by specialist teams that have the appropriate skills, experience and supervision. It is the Company's policy that no trading in derivatives for speculative purposes may be undertaken.

NOTES TO STANDALONE FINANCIAL STATEMENTS FOR THE YEAR ENDED 31 MARCH 2021

The Board of Directors reviews and agrees policies for managing each of these risks, which are summarised below:

A. Market risk

Market risk is the risk that the fair value of future cash flows of a financial instrument will fluctuate because of changes in market prices. Market risk comprises three types of risk: interest rate risk, currency risk and other price risk, such as commodity risk. Financial instruments affected by market risk include deposits and derivative financial instruments.

The sensitivity analysis in the following sections relate to the position as at 31 March 2021 and 31 March 2020.

The analysis exclude the impact of movements in market variables on the carrying values of gratuity, other post-retirement obligations and provisions.

The sensitivity of the relevant profit and loss item is the effect of the assumed changes in the respective market risks. This is based on the financial assets and financial liabilities held as of 31 March 2021 and 31 March 2020.

a. Interest rate risk

Interest rate risk is the risk that the fair value or future cash flows of a financial instrument will fluctuate because of changes in market interest rates. The Company's exposure to the risk of changes in market interest rates relates primarily to the overdraft, letter of credit, cash credit etc. facilities provided by the respective banks to the Company carrying variable interest rates.

Since, the Company has not availed any long-term credit facilities, therefore there is no need for the Company to enter into hedge contract to mitigate the possible exposure risk.

b. Foreign currency risk

Foreign currency risk is the risk that the fair value or future cash flows of an exposure will fluctuate because of changes in foreign exchange rates. The Company's exposure to the risk of changes in foreign exchange rates relates primarily to the Company's operating activities (when revenue or expense is denominated in a foreign currency).

The Company manages its foreign currency risk by hedging transactions that are expected to occur within a maximum period of three month for hedges of forecasted purchases and a maximum period of three year period for hedges of forecasted cash inflow relating to senior notes (including interest).

When a derivative is entered into for the purpose of being a hedge, the Company negotiates the terms of those derivatives to match the terms of the hedged exposure. For hedges of forecast transactions, the derivatives cover the period of exposure from the point the cash flows of the transactions are forecasted up to the point of settlement of the resulting receivable or payable that is denominated in the foreign currency.

Foreign currency sensitivity

The following tables demonstrate the sensitivity to a reasonably possible change in USD and Euro exchange rates, with all other variables held constant. The impact on the Company's profit before tax is due to changes in the fair value of monetary assets and liabilities.

The Company's exposure to foreign currency changes for all other currencies is not material.

Foreign currency sensitivity

(INR in lacs)				
Currency	%	31 March 2021	%	31 March 2020
USD	2%	(802)	4%	392
	(2%)	802	(4%)	(392)
Euro	5%	(39)	4%	-
	(5%)	39	(4%)	-

c. Commodity price risk

The Company is affected by the price volatility of certain commodities. Its operating activities require the ongoing purchase and manufacture of various electronic parts which consist of copper element and therefore require a continuous supply of the same. However, due to the non-significant movement in the prices of the copper, the Company has not entered into any forward contracts for commodity hedging purpose.

NOTES TO STANDALONE FINANCIAL STATEMENTS FOR THE YEAR ENDED 31 MARCH 2021**B. Credit risk**

Credit risk is the risk that counterparty will not meet its obligations under a financial instrument or customer contract, leading to a financial loss. The Company is exposed to credit risk from its operating activities (primarily trade receivables) and from its financing activities, including deposits with banks and financial institutions, foreign exchange transactions and other financial instruments.

a. Trade receivables

Customer credit risk is managed subject to the Company's established policy, procedures and control relating to customer credit risk management. Credit quality of a customer is assessed based on an extensive credit rating scorecard and individual credit limits are defined in accordance with this assessment. Outstanding customer receivables are regularly monitored and balances of customers are not covered by letters of credit or other forms of credit insurance.

An impairment analysis is performed at each quarter end on an individual basis for major customers. In addition, a large number of minor receivables are grouped into homogenous groups and assessed for impairment collectively.

The maximum exposure to credit risk at the reporting date is the carrying value of each class of financial assets disclosed in note 8. The Company does not hold collateral as security. The Company evaluates the concentration of risk with respect to trade receivables as low, as its customers are located in several jurisdictions and industries and operate in largely independent markets.

b. Financial instruments and cash deposits

Credit risk from balances with banks and financial institutions is managed by the Company's treasury department in accordance with the Company's policy. Investments of surplus funds are made only with approved banks and within limits assigned to each bank by the ultimate holding company.

The Company's maximum exposure to credit risk for the components of the balance sheet at 31 March 2021, 31 March 2020 is the carrying amounts as illustrated in note 9 except for financial guarantees. The Company's maximum exposure relating to financial guarantees is noted in note 34.

Liquidity risk

The Company monitors its risk of a shortage of funds through fund management exercise at regular intervals.

The table below summarises the maturity profile of the Company's financial liabilities based on contractual undiscounted payments.

	Less than 1 year	More than 1 year	Total
	INR in lacs	INR in lacs	INR in lacs
Year ended 31 March 2021			
Trade Payables	165,706	331	166,037
Other financial liabilities	2,012	3,887	5,899
	167,718	4,218	171,936
Year ended 31 March 2020			
Trade Payables	142,915	193	143,108
Other financial liabilities	1,747	1,472	3,219
	144,662	1,665	146,327

42. Capital management

For the purpose of the Company's capital management, capital includes issued equity capital, share premium and all other equity reserves attributable to the equity holders of the Company. The primary objective of the Company's capital management is to maximise the shareholder value.

NOTES TO STANDALONE FINANCIAL STATEMENTS FOR THE YEAR ENDED 31 MARCH 2021

The Company manages its capital structure and makes adjustments in light of changes in economic conditions and the requirements of the financial covenants, if any. To maintain or adjust the capital structure, the Company reviews the fund management at regular intervals and take necessary actions to maintain the requisite capital structure.

No changes were made in the objectives, policies or processes for managing capital during the years ended 31 March 2021 and 31 March 2020.

43. The management has made an assessment of the impact of COVID-19 on the Company's operations, financial performance and position as at and for the year ended 31 March 2021 and has concluded that there is no impact which is required to be recognised in the financial statements. Accordingly, no adjustments have been made to the financial statements.
44. During the year, inventories of INR 1,392 lacs (including GST) were destroyed on account of fire incident in Banur, Zirakpur warehouse of the Company. These assets were fully insured and the Company had filed the claim of INR 1,242 Lakhs and the process of sale of damaged goods has been initiated. The Company basis the submissions made with the Insurance Company is assured that the entire value of loss will be recovered through the insurance claim and has accordingly recorded the claim so filed as insurance claim receivable.
45. Following are the reclassifications made in the previous year figures to make them comparable/ better presentation with the current year figures.

Particulars	31 March 2020 (Revised)	31 March 2020 (Published)	Nature
Assets			
Non-Current assets			
Non-current tax assets (net)	4,683	-	Reclassification items
Other non-current assets	3,419	8,102	Reclassification items
Current assets			
Inventories	116,594	119,889	Reclassification items
Financial assets			
ii) Trade receivables	32,167	28,160	Reclassification items
Other current assets	14,447	11,152	Reclassification items
Current liabilities			
Other liabilities	11,570	7,563	Reclassification items

As per our report of even date

For **MSKA & Associates**
Chartered Accountants
ICAI Firm Registration Number: 105047W

Manish P Bathija
Partner
Membership No. 216706
Place of Signature : Gurugram
Date : 15 June, 2021

For and on behalf of the Board of Directors of
Whirlpool of India Limited

Arvind Uppal
Chairman
DIN:00104992
Aditya Jain
Chief Financial Officer

Vishal Bhola
Managing Director
DIN: 08668079
Roopali Singh
Company Secretary

INDEPENDENT AUDITOR'S REPORT

TO THE MEMBERS OF WHIRLPOOL OF INDIA LIMITED

REPORT ON THE AUDIT OF THE CONSOLIDATED FINANCIAL STATEMENTS

Opinion

We have audited the accompanying consolidated financial statements of Whirlpool of India Limited (hereinafter referred to as the "Holding Company") and its jointly controlled company (together referred to as "Group"), which comprise the Consolidated Balance Sheet as at March 31, 2021, and the Consolidated Statement of Profit and Loss, the Consolidated Statement of Changes in Equity and the Consolidated Statement of Cash Flows for the year then ended, and notes to the Consolidated Financial Statements, including a summary of significant accounting policies and other explanatory information (hereinafter referred to as "the consolidated financial statements").

In our opinion and to the best of our information and according to the explanations given to us, and based on consideration of reports of other auditors on separate financial statements of jointly controlled company, the aforesaid consolidated financial statements give the information required by the Companies Act, 2013 ("the Act") in the manner so required and give a true and fair view in conformity with the Indian Accounting Standards prescribed under section 133 of the Act read with Companies (Indian Accounting Standards) Rules, 2015 as amended ("Ind AS") and other accounting principles generally accepted in India, of their consolidated state of affairs of the Group, as at March 31, 2021, of consolidated profit, consolidated changes in equity and its consolidated cash flows for the year then ended.

Basis for Opinion

We conducted our audit in accordance with the Standards on Auditing (SAs) specified under section 143(10) of the Act. Our responsibilities under those Standards are further described in the Auditor's Responsibilities for the Audit of the Consolidated Financial Statements section of our report. We are independent of the Group in accordance with the ethical requirements that are relevant to our audit of the consolidated financial statements in India in terms of the Code of Ethics issued by Institute of Chartered Accountant of India ("ICAI"), and the relevant provisions of the Act and we have fulfilled our other ethical responsibilities in accordance with these requirements. We believe that the audit evidence we have obtained is sufficient and appropriate to provide a basis for our opinion.

Emphasis of Matter

We draw attention to Note 43 to the consolidated financial statements which states that the management has made an assessment of the impact of COVID-19 on the Group's operations, financial performance and position as at and for the year ended March 31, 2021 and has concluded that there is no impact which is required to be recognised in the consolidated financial statements. Accordingly, no adjustments have been made to the consolidated financial statements.

Key Audit Matters

Key audit matters are those matters that, in our professional judgment, were of most significance in our audit of the consolidated financial statements of the current period. These matters were addressed in the context of our audit of the consolidated financial statements as a whole, and in forming our opinion thereon, and we do not provide a separate opinion on these matters.

Description of Key Audit Matter

Evaluation of uncertain tax positions (Direct Tax and Indirect Tax)

The Holding Company has transactions with related parties in other countries and hence is subject to transfer pricing regulations as specified under Income-Tax Act, 1961 in India. Certain transactions with related parties and various tax positions taken by the Holding Company are challenged by the relevant tax authorities. Further certain tax positions relating to reporting of taxable turnover, selection of tax rates, non-collection of statutory forms, etc. in indirect tax are challenged by relevant tax authorities.

Management has assessed the Litigations/ Assessments status and has applied judgement in classifying/ taking appropriate actions as required under 'Ind AS 37 - Provisions, Contingent Liabilities, and Contingent Assets'.

We have determined this matter to be key audit matter due to the significance of the amounts and judgements involved.

Description of Auditor's Response

Our audit procedure in respect of this area included:

- Analysed the list of ongoing litigations, Management's assessment of the possible outcome of the case and related accounting in the consolidated financial statements.
- Verified the completeness of the information by corroborating prior year work papers and changes, if any, to tax litigations status with the underlying documents.
- Auditor's expert was involved to reassess Management's assessment of the possible outcome.
- Litigations on income taxes was assessed in terms of recognition and measurement criteria mentioned in Appendix C, Uncertainty over Income Tax Treatments, to Ind AS 12-Income Taxes.
- Assessed the appropriateness of presentation/ disclosures in the consolidated financial statements in accordance with Ind AS 37 and Ind AS 12 notified under the Companies (Indian Accounting Standards) Rules, 2015 (as amended from time to time).

Information Other than the Consolidated Financial Statements and Auditor's Report Thereon

The Holding Company's Board of Directors is responsible for the other information. The other information comprises the information included in the Director's report etc but does not include the consolidated financial statements and our auditor's report thereon.

Our opinion on the consolidated financial statements does not cover the other information and we do not express any form of assurance conclusion thereon.

In connection with our audit of the consolidated financial statements, our responsibility is to read the other information and, in doing so, consider whether the other information is materially inconsistent with the consolidated financial statements or our knowledge obtained in the audit or otherwise appears to be materially misstated.

If, based on the work we have performed, we conclude that there is a material misstatement of this other information, we are required to report that fact. We have nothing to report in this regard.

Responsibilities of Management and Those Charged with Governance for the Consolidated Financial Statements

The Holding Company's Board of Directors is responsible for the preparation and presentation of these consolidated financial statements in term of the requirements of the Act that give a true and fair view of the consolidated financial position, consolidated financial performance and consolidated cash flows of the Group in accordance with the accounting principles generally accepted in India, including the Accounting Standards specified under section 133 of the Act. The respective Board of Directors of the companies included in the Group are responsible for maintenance of adequate accounting records in accordance with the provisions of the Act for safeguarding the assets of the Group and for preventing and detecting frauds and other irregularities; the selection and application of appropriate accounting policies; making judgments and estimates that are reasonable and prudent; and the design, implementation and maintenance of adequate internal financial controls, that were operating effectively for ensuring accuracy and completeness of the accounting records, relevant to the preparation and presentation of the consolidated financial statements that give a true and fair view and are free from material misstatement, whether due to fraud or error, which have been used for the purpose of preparation of the consolidated financial statements by the Directors of the Holding Company, as aforesaid.

In preparing the consolidated financial statements, the respective Board of Directors of the companies included in the Group are responsible for assessing the ability of the Group to continue as a going concern, disclosing, as

Whirlpool of India Limited

applicable, matters related to going concern and using the going concern basis of accounting unless the Board of Directors either intends to liquidate the Group or to cease operations, or has no realistic alternative but to do so.

The respective Board of Directors of the companies included in the Group are responsible for overseeing the financial reporting process of the Group.

Auditor's Responsibilities for the Audit of the Consolidated Financial Statements

Our objectives are to obtain reasonable assurance about whether the consolidated financial statements as a whole are free from material misstatement, whether due to fraud or error, and to issue an auditor's report that includes our opinion. Reasonable assurance is a high level of assurance, but is not a guarantee that an audit conducted in accordance with Standards on Auditing ("SAs") will always detect a material misstatement when it exists. Misstatements can arise from fraud or error and are considered material if, individually or in the aggregate, they could reasonably be expected to influence the economic decisions of users taken on the basis of these consolidated financial statements.

We give in "Annexure A" a detailed description of Auditor's responsibilities for Audit of the Consolidated Financial Statements.

Other Matters

The consolidated financial statements also include the share of net profit of Rs.1,856 lacs for the year ended March 31, 2021, as considered in the consolidated financial statements, in respect of jointly controlled company, whose financial statements have not been audited by us. These financial statements have been audited by other auditors whose reports have been furnished to us by the other auditor and our opinion on the consolidated financial statements, in so far as it relates to the amounts and disclosures included in respect of jointly controlled company, and our report in terms of sub-section (3) of Section 143 of the Act, in so far as it relates to the aforesaid jointly controlled company, is based solely on the reports of the other auditor.

Our opinion on the consolidated financial statements, and our report on Other Legal and Regulatory Requirements below, is not modified in respect of the above matter with respect to our reliance on the work done and the reports of the other auditor and the financial statements of jointly controlled company.

Report on Other Legal and Regulatory Requirements

1. As required by Section 143(3) of the Act, we report, to the extent applicable, that:
 - a. We have sought and obtained all the information and explanations which to the best of our knowledge and belief were necessary for the purposes of our audit of the aforesaid consolidated financial statements.
 - b. In our opinion, proper books of account as required by law relating to preparation of the aforesaid consolidated financial statements have been kept so far as it appears from our examination of those books and the reports of the other auditor.
 - c. The Consolidated Balance Sheet, the Consolidated Statement of Profit and Loss, the Consolidated Statement of Changes in Equity and the Consolidated Statement of Cash Flow dealt with by this Report are in agreement with the relevant books of account maintained for the purpose of preparation of the consolidated financial statements.
 - d. In our opinion, the aforesaid consolidated financial statements comply with the Ind-AS specified under Section 133 of the Act.
 - e. On the basis of the written representations received from the directors of the Holding Company as on 31st March, 2021 taken on record by the Board of Directors of the Holding Company and the reports of the statutory auditor of its jointly controlled company, incorporated in India, none of the directors of the Group, incorporated in India is disqualified as on March 31, 2021 from being appointed as a director in terms of Section 164 (2) of the Act.
 - f. With respect to the adequacy of internal financial controls over financial reporting of the Group and the operating effectiveness of such controls, refer to our separate report in "Annexure B".

- g. With respect to the other matters to be included in the Auditor's Report in accordance with Rule 11 of the Companies (Audit and Auditor's) Rules, 2014, in our opinion and to the best of our information and according to the explanations given to us:
- i. The consolidated financial statements disclose the impact of pending litigations on the consolidated financial position of the Group - Refer Note 34 to the consolidated financial statements.
 - ii. The Group did not have any material foreseeable losses on long-term contracts including derivative contracts.
 - iii. There were no amounts which were required to be transferred to the Investor Education and Protection Fund by the Group.
2. As required by The Companies (Amendment) Act, 2017, in our opinion, according to information, explanations given to us, the remuneration paid by the Holding Company, to its directors is within the limits laid prescribed under Section 197 of the Act and the rules thereunder except in case of jointly controlled company, as the provisions of the aforesaid section is not applicable to private company.

105047W

Place : Gurugram
Date : June 15, 2021

For **MSKA & Associates**
Chartered Accountants
ICAI Firm Registration No.

Manish P Bathija
Partner
Membership No. 216706
UDIN: 21216706AAAABS2403

ANNEXURE A TO THE INDEPENDENT AUDITOR'S REPORT ON EVEN DATE ON THE CONSOLIDATED FINANCIAL STATEMENTS OF WHIRLPOOL OF INDIA LIMITED

Auditor's Responsibilities for the Audit of the Consolidated Financial Statements

As part of an audit in accordance with SAs, we exercise professional judgment and maintain professional skepticism throughout the audit. We also:

- Identify and assess the risks of material misstatement of the consolidated financial statements, whether due to fraud or error, design and perform audit procedures responsive to those risks, and obtain audit evidence that is sufficient and appropriate to provide a basis for our opinion. The risk of not detecting a material misstatement resulting from fraud is higher than for one resulting from error, as fraud may involve collusion, forgery, intentional omissions, misrepresentations, or the override of internal control.
- Obtain an understanding of internal control relevant to the audit in order to design audit procedures that are appropriate in the circumstances. Under section 143(3)(i) of the Act, we are also responsible for expressing our opinion on whether the company has internal financial controls with reference to financial statements in place and the operating effectiveness of such controls.
- Evaluate the appropriateness of accounting policies used and the reasonableness of accounting estimates and related disclosures made by management.
- Conclude on the appropriateness of management's use of the going concern basis of accounting and, based on the audit evidence obtained, whether a material uncertainty exists related to events or conditions that may cast significant doubt on the ability of the Group to continue as a going concern. If we conclude that a material uncertainty exists, we are required to draw attention in our auditor's report to the related disclosures in the consolidated financial statements or, if such disclosures are inadequate, to modify our opinion. Our conclusions are based on the audit evidence obtained up to the date of our auditor's report. However, future events or conditions may cause the Group to cease to continue as a going concern.
- Evaluate the overall presentation, structure and content of the consolidated financial statements, including the disclosures, and whether the consolidated financial statements represent the underlying transactions and events in a manner that achieves fair presentation.
- Obtain sufficient appropriate audit evidence regarding the financial information of the entities or business activities within the Group to express an opinion on the consolidated financial statements. We are responsible for the direction, supervision and performance of the audit of the financial statements of such entities included in the consolidated financial statements of which we are the independent auditors. For the other entity included in the consolidated financial statements, which have been audited by other auditor, such other auditor remain responsible for the direction, supervision and performance of the audits carried out by them. We remain solely responsible for our audit opinion.

We communicate with those charged with governance of the Holding Company and such other entities included in the consolidated financial statements of which we are the independent auditors regarding, among other matters, the planned scope and timing of the audit and significant audit findings, including any significant deficiencies in internal control that we identify during our audit.

We also provide those charged with governance with a statement that we have complied with relevant ethical requirements regarding independence, and to communicate with them all relationships and other matters that may reasonably be thought to bear on our independence, and where applicable, related safeguards.

From the matters communicated with those charged with governance, we determine those matters that were of most significance in the audit of the consolidated financial statements of the current period and are therefore the key audit matters. We describe these matters in our auditor's report unless law or regulation precludes public disclosure about the matter or when, in extremely rare circumstances, we determine that a matter should not be communicated in our report because the adverse consequences of doing so would reasonably be expected to outweigh the public interest benefits of such communication.

For **MSKA & Associates**
Chartered Accountants
ICAI Firm Registration No.

105047W

Manish P Bathija
Partner
Membership No. 216706
UDIN: 21216706AAAABS2403

Place: Gurugram
Date : June 15, 2021

ANNEXURE B TO THE INDEPENDENT AUDITOR'S REPORT OF EVEN DATE ON THE CONSOLIDATED FINANCIAL STATEMENTS OF WHIRLPOOL OF INDIA LIMITED

[Referred to in paragraph 1(f) under 'Report on Other Legal and Regulatory Requirements' in the Independent Auditors' Report of even date to the Members of Whirlpool of India Limited on the consolidated Financial Statements for the year ended March 31, 2021]

Report on the Internal Financial Controls under Clause (i) of Sub-section 3 of Section 143 of the Companies Act, 2013 ("the Act")

In conjunction with our audit of the consolidated financial statements of the Company as of and for the year ended March 31, 2021, we have audited the internal financial controls with reference to consolidated financial statements of Whirlpool of India Limited (hereinafter referred to as "the Holding Company") and its jointly controlled company, which are companies incorporated in India, as of that date.

Management's Responsibility for Internal Financial Controls

The respective Board of Directors of the Holding company and its jointly controlled company, which are companies incorporated in India, are responsible for establishing and maintaining internal financial controls based on the internal control with reference to consolidated financial statements criteria established by the respective companies considering the essential components of internal control stated in the Guidance Note on Audit of Internal Financial Controls Over Financial Reporting issued by the Institute of Chartered Accountants of India ("the ICAI"). These responsibilities include the design, implementation and maintenance of adequate internal financial controls that were operating effectively for ensuring the orderly and efficient conduct of its business, including adherence to the respective company's policies, the safeguarding of its assets, the prevention and detection of frauds and errors, the accuracy and completeness of the accounting records, and the timely preparation of reliable financial information, as required under the Act.

Auditor's Responsibility

Our responsibility is to express an opinion on the internal financial controls with reference to consolidated financial statements of the Holding company and its jointly controlled company, which are companies incorporated in India, based on our audit. We conducted our audit in accordance with the Guidance Note on Audit of Internal Financial Controls Over Financial Reporting (the "Guidance Note") issued by the ICAI and the Standards on Auditing prescribed under section 143(10) of the Act, to the extent applicable to an audit of internal financial controls. Those Standards and the Guidance Note require that we comply with ethical requirements and plan and perform the audit to obtain reasonable assurance about whether internal financial controls with reference to consolidated financial statements was established and maintained and if such controls operated effectively in all material respects.

Our audit involves performing procedures to obtain audit evidence about the internal financial controls with reference to consolidated financial statements and their operating effectiveness. Our audit of internal financial controls with reference to consolidated financial statements included obtaining an understanding of internal financial controls with reference to consolidated financial statements, assessing the risk that a material weakness exists, and testing and evaluating the design and operating effectiveness of internal control based on the assessed risk. The procedures selected depend on the auditor's judgement, including the assessment of the risks of material misstatement of the consolidated financial statements, whether due to fraud or error.

We believe that the audit evidence we have obtained and the audit evidence obtained by the other auditor in terms of their reports referred to in the Other Matters paragraph below, is sufficient and appropriate to provide a basis for our audit opinion on the internal financial controls with reference to consolidated financial statements of the Holding company and its jointly controlled company, which are companies incorporated in India.

Meaning of Internal Financial Controls With Reference to Consolidated Financial Statements

A company's internal financial control with reference to consolidated financial statements is a process designed to provide reasonable assurance regarding the reliability of financial reporting and the preparation of consolidated financial statements for external purposes in accordance with generally accepted accounting principles.

A company's internal financial control with reference to consolidated financial statements includes those policies and procedures that (1) pertain to the maintenance of records that, in reasonable detail, accurately and fairly

Whirlpool of India Limited

reflect the transactions and dispositions of the assets of the company; (2) provide reasonable assurance that transactions are recorded as necessary to permit preparation of consolidated financial statements in accordance with generally accepted accounting principles, and that receipts and expenditures of the company are being made only in accordance with authorizations of management and directors of the company; and (3) provide reasonable assurance regarding prevention or timely detection of unauthorized acquisition, use, or disposition of the company's assets that could have a material effect on the consolidated financial statements.

Inherent Limitations of Internal Financial Controls With Reference to Consolidated Financial Statements

Because of the inherent limitations of internal financial controls with reference to consolidated financial statements, including the possibility of collusion or improper management override of controls, material misstatements due to error or fraud may occur and not be detected. Also, projections of any evaluation of the internal financial controls with reference to consolidated financial statements to future periods are subject to the risk that the internal financial control with reference to consolidated financial statements may become inadequate because of changes in conditions, or that the degree of compliance with the policies or procedures may deteriorate.

Opinion

In our opinion, and to the best of our information and according to the explanations given to us, the Holding Company and its jointly controlled company, which are companies incorporated in India, have, in all material respects, internal financial controls with reference to consolidated financial statements and such internal financial controls with reference to consolidated financial statements were operating effectively as at March 31, 2021, based on the internal control with reference to consolidated financial statements criteria established by the respective companies considering the essential components of internal control stated in the Guidance Note issued by the ICAI.

Other Matters

Our aforesaid reports under Section 143(3)(i) of the Act on the adequacy and operating effectiveness of the internal financial controls with reference to consolidated financial statements insofar as it relates to the jointly controlled company, which is a company incorporated in India, is based on the corresponding reports of the auditor of such company incorporated in India.

105047W

Place: Gurugram
Date : June 15, 2021

For **MSKA & Associates**
Chartered Accountants
ICAI Firm Registration No.

Manish P Bathija
Partner
Membership No. 216706
UDIN: 21216706AAAABS2403

CONSOLIDATED BALANCE SHEET AS AT 31 MARCH 2021

(INR in lacs)

Particulars	Notes	As at 31 March 2021	As at 31 March 2020
Assets			
Non-current assets			
Property, plant and equipment	3A, 3B	69,685	70,348
Capital work in progress	3A	4,103	4,408
Intangible assets	4	1,037	543
Investment in joint venture	5	20,737	18,882
Financial assets	5		
i) Loans		1,540	1,812
ii) Others		14	11
Non-current tax assets (net)	19 A	4,934	4,683
Deferred tax assets (net)	19 B	4,167	3,749
Other non-current assets	6	4,006	3,419
		110,223	107,855
Current assets			
Inventories	7	127,378	116,594
Financial assets			
i) Investment	5	-	37,833
ii) Trade receivables	8	37,897	32,167
iii) Cash and cash equivalents	9	206,046	127,416
iv) Bank balances other than (iii) above	10	272	985
v) Loans	5	1,143	674
vi) Others	5	1,388	2,063
Other current assets	11	20,496	14,447
		394,620	332,179
		504,843	440,034
Total assets			
Equity and liabilities			
Equity			
Equity share capital	12	12,687	12,687
Other equity	13	273,144	243,661
		285,831	256,348
Non-current liabilities			
Financial Liabilities	15		
i) Trade payables			
- total outstanding dues of micro enterprises and small enterprises		-	-
- total outstanding dues of creditors other than micro enterprises and small enterprises		331	193
ii) Other financial liabilities		3,887	1,472
Provisions	16	25,091	20,738
Government grants	17	450	507
		29,759	22,910
Current liabilities			
Financial liabilities	15		
i) Trade payables			
- total outstanding dues of micro enterprises and small enterprises		2,042	1,891
- total outstanding dues of creditors other than micro enterprises and small enterprises		163,664	141,024
ii) Other financial liabilities		2,012	1,747
Other liabilities	15 A	16,223	11,570
Provisions	16	4,406	3,767
Government grants	17	57	57
Deferred revenue	18	849	720
		189,253	160,776
		219,012	183,686
		504,843	440,034
Total equity and liabilities			
Summary of significant accounting policies	2		
The accompanying notes are an integral part of the consolidated financial statements			

As per our report of even date

For **MSKA & Associates**
Chartered Accountants
ICAI Firm Registration Number: 105047W

Manish P Bathija
Partner
Membership No. 216706
Place of Signature : Gurugram
Date : 15 June, 2021

For and on behalf of the Board of Directors of
Whirlpool of India Limited

Arvind Uppal
Chairman
DIN:00104992
Aditya Jain
Chief Financial Officer

Vishal Bhola
Managing Director
DIN: 08668079
Roopali Singh
Company Secretary

CONSOLIDATED STATEMENT OF PROFIT AND LOSS FOR THE YEAR ENDED 31 MARCH 2021

(INR in lacs)

Particulars	Notes	31 March 2021	31 March 2020
Income			
Revenue from operations	20	589,989	599,252
Other income	21	8,960	12,871
Total income		598,949	612,123
Expenses			
Cost of raw material and components consumed	22	328,982	324,375
Purchase of traded goods		55,608	64,268
Changes in inventories of finished goods, work in progress and stock in trade	23	(10,195)	(23,653)
Employee benefits expense	24	62,989	58,963
Depreciation and amortisation expense	25	14,210	12,932
Other expenses	26	100,707	107,964
Finance costs	27	1,534	1,985
Total expense		553,835	546,834
Profit before share of profit of Joint Venture and tax		45,114	65,289
Share of Profit of a Joint Venture	45	1,856	1,390
Profit before tax		46,970	66,679
(1) Current tax	19	12,253	18,116
(2) Adjustment of tax relating to previous years	19	(10)	(227)
(3) Deferred tax	19	(456)	(229)
Income tax expense		11,787	17,660
Profit for the year		35,183	49,019
Other comprehensive income			
Other comprehensive income not to be reclassified to profit or loss in subsequent periods:			
Re-measurement gains/(losses) on defined benefit plans	29	153	(317)
Income tax effect		(38)	80
		115	(237)
Share of other comprehensive loss of Joint Venture		(1)	(1)
Income tax effect#		-	-
		(1)	(1)
Net other comprehensive income not to be reclassified to profit or loss in subsequent periods		114	(238)
Total comprehensive income for the year, net of tax		35,297	48,781
# amount is below the round off norms			
Earnings per share	30		
Basic and Diluted computed on the basis of profit attributable to equity holders of the Company		27.73	38.64
Summary of significant accounting policies	2		
The accompanying notes are an integral part of the standalone financial statements			

As per our report of even date

For **MSKA & Associates**
Chartered Accountants
ICAI Firm Registration Number: 105047W

Manish P Bathija
Partner
Membership No. 216706

Place of Signature : Gurugram
Date : 15 June, 2021

For and on behalf of the Board of Directors of
Whirlpool of India Limited

Arvind Uppal
Chairman
DIN:00104992

Aditya Jain
Chief Financial Officer

Vishal Bhola
Managing Director
DIN: 08668079

Roopali Singh
Company Secretary

CONSOLIDATED STATEMENT OF CASH FLOWS FOR THE YEAR ENDED 31 MARCH 2021

(INR in lacs)			
Particulars	Notes	31 March 2021	31 March 2020
Operating activities			
Profit before tax		46,970	66,679
<i>Adjustments to reconcile profit before tax to net cash flows:</i>			
Depreciation of property, plant and equipment	25,28	13,145	12,105
Amortisation of intangible assets	25	309	224
Depreciation of Right-of-use assets	25	967	900
Employee stock options	24	479	629
Cash incentives	24	51	48
Unrealised foreign exchange differences		903	(1,484)
Loss/(gain) on disposal of property, plant and equipment	26,21	192	(132)
Provision no longer required written back	21	-	(65)
Allowances for doubtful debts and advances	26	925	177
Interest income	21	(6,150)	(9,741)
Finance costs	27	1,534	1,985
Deferred income on Government Grant	17	(57)	(57)
Share of Profit of a Joint Venture		(1,856)	(1,390)
Working capital adjustments:			
Increase in inventories	7	(10,784)	(29,318)
Increase in trade receivables	8	(5,819)	(4,659)
(Increase)/Decrease in financial assets	5,10	(656)	120
(Increase)/Decrease in other assets	6,11	(7,609)	3,396
Increase in trade payables, other financial liabilities and other liabilities	15, 15A	28,381	18,767
Increase in provision and deferred revenue	16,18	3,983	473
		64,908	58,657
Income tax paid		(12,494)	(20,635)
Net cash flows from operating activities		52,414	38,022
Investing activities			
Purchase of property, plant and equipment including intangibles and capital work in progress	3A	(10,068)	(30,725)
Proceeds from sale of property, plant and equipment		173	236
Proceeds from redemption of unquoted debt securities	5	35,736	13,774
Investment in bank deposits (having original maturity of more than 3 months)	5,10	748	(171)
Interest received	21	7,170	9,688
Net cash flows from/(used in) investing activities		33,759	(7,198)
Financing activities			
Interest paid others	27	(108)	(117)
Interest on lease liabilities	27	(135)	(150)
Payment of lease liabilities	15	(956)	(804)
Dividend paid	13	(6,344)	(6,344)
Dividend distribution tax	13	-	(1,304)
Net cash flows used in financing activities		(7,543)	(8,719)
Net increase in cash and cash equivalents		78,630	22,105
Cash and cash equivalents at the beginning of the year		127,416	105,311
Cash and cash equivalents at the end of the year	9	206,046	127,416
Non-cash investing activities			
Acquisition of Right-of-use assets	3B	4,618	993

As per our report of even date

For **MSKA & Associates**
Chartered Accountants
ICAI Firm Registration Number: 105047W

Manish P Bathija
Partner
Membership No. 216706

Place of Signature : Gurugram
Date : 15 June, 2021

For and on behalf of the Board of Directors of
Whirlpool of India Limited

Arvind Uppal
Chairman
DIN:00104992

Aditya Jain
Chief Financial Officer

Vishal Bhola
Managing Director
DIN: 08668079

Roopali Singh
Company Secretary

CONSOLIDATED STATEMENT OF CHANGES IN EQUITY FOR THE YEAR ENDED 31 MARCH 2021

Particulars	No. in lacs	INR in lacs
a. Equity Share Capital (refer note12):		
Equity shares of INR 10 each issued, subscribed and fully paid		
At 1 April 2019	1,269	12,687
Changes during the year	-	-
At 31 March 2020	1,269	12,687
Changes during the year	-	-
At 31 March 2021	1,269	12,687

b. Other Equity

For the year ended 31 March 2021

(INR in lacs)

Other equity (refer note 13)

Particulars	Share premium reserves	Share based payments reserve	Capital redemption reserve	Capital reserve	Capital subsidy	Cash incentive reserve	Retained earnings	Total
As at 1 April 2020	1,269	5,068	15,234	46	1	397	221,646	243,661
Profit for the year	-	-	-	-	-	-	35,183	35,183
Other comprehensive income (refer note 29)	-	-	-	-	-	-	114	114
Total comprehensive income	-	-	-	-	-	-	35,297	35,297
Cash dividends (refer note 14)	-	-	-	-	-	-	(6,344)	(6,344)
Share based payments (refer note 24)	-	479	-	-	-	-	-	479
Incentives for the year (refer note 24)	-	-	-	-	-	51	-	51
At 31 March 2021	1,269	5,547	15,234	46	1	448	250,599	273,144

For the year ended 31 March 2020

(INR in lacs)

Other equity (refer note 13)

Particulars	Share premium reserves	Share based payments reserve	Capital redemption reserve	Capital reserve	Capital subsidy	Cash incentive reserve	Retained earnings	Total
As at 1 April 2019	1,269	4,439	15,234	46	1	349	180,513	201,851
Profit for the year	-	-	-	-	-	-	49,019	49,019
Other comprehensive income (refer note 29)	-	-	-	-	-	-	(238)	(238)
Total comprehensive income	-	-	-	-	-	-	48,781	48,781
Cash dividends (refer note 14)	-	-	-	-	-	-	(6,344)	(6,344)
Dividend distribution tax (DDT) (refer note 14)	-	-	-	-	-	-	(1,304)	(1,304)
Share based payments (refer note 24)	-	629	-	-	-	-	-	629
Incentives for the year (refer note 24)	-	-	-	-	-	48	-	48
At 31 March 2020	1,269	5,068	15,234	46	1	397	221,646	243,661

The accompanying notes are an integral part of the consolidated financial statements

As per our report of even date

For **MSKA & Associates**
Chartered Accountants
ICAI Firm Registration Number: 105047W

Manish P Bathija
Partner
Membership No. 216706

Place of Signature : Gurugram
Date : 15 June, 2021

For and on behalf of the Board of Directors of
Whirlpool of India Limited

Arvind Uppal
Chairman
DIN:00104992
Aditya Jain
Chief Financial Officer

Vishal Bhola
Managing Director
DIN: 08668079
Roopali Singh
Company Secretary

NOTES TO CONSOLIDATED FINANCIAL STATEMENTS FOR THE YEAR ENDED 31 MARCH 2021

1. Corporate information

The consolidated financial statements comprise financial statements of Whirlpool of India Limited (“the Company”) for the year ended 31 March 2021. The Company is a public Company domiciled in India and is incorporated under the provisions of the Companies Act, 1956 as replaced by the Companies Act, 2013, applicable in India. Its shares are listed on Bombay Stock Exchange and National Stock Exchange and has its principal place of business located at Plot No. 40, Sector-44, Gurugram, Haryana - 122002.

The Company is a leading manufacturer of home appliances. It is primarily engaged in manufacturing and trading of Refrigerators, Washing Machines, Air Conditioners, Microwave Ovens, built in and Small appliances and caters to both domestic and international markets. The Company also provides services in the area of product development and procurement services to Whirlpool Corporation, USA and other group companies.

The Consolidated financial statements were authorised for issue in accordance with a resolution of the directors on 15 June 2021.

2. Significant accounting policies

I. Basis of preparation

The consolidated financial statements of the Company have been prepared in accordance with Indian Accounting Standards (Ind AS) notified under the Companies (Indian Accounting Standards) Rules, 2015 (as amended from time to time) and presentation requirements of Division II of schedule III to the Companies Act, 2013.

The consolidated financial statements have been prepared on a historical cost basis, except for the following assets and liabilities which have been measured at fair value or revalued amount:

- Derivative financial instruments, and
- Certain financial assets and liabilities measured at fair value (refer accounting policy regarding financial instruments).

The consolidated financial statements are presented in INR and all values are rounded to the nearest lacs, except when otherwise indicated.

II. Summary of significant accounting policies

a) Investment in joint venture

A joint venture is a type of joint arrangement whereby the parties that have joint control of the arrangement have rights to the net assets of the joint venture. Joint control is the contractually agreed sharing of control of an arrangement, which exists only when decisions about the relevant activities require unanimous consent of the parties sharing control.

The considerations made in determining whether significant influence or joint control are similar to those necessary to determine control over the subsidiaries.

The Company's investments in its joint venture are accounted for using the equity method. Under the equity method, the investment in a joint venture is initially recognised at cost. The carrying amount of the investment is adjusted to recognise changes in the Company's share of net assets of the joint venture since the acquisition date. Goodwill relating to the joint venture is included in the carrying amount of the investment and is not tested for impairment individually.

The statement of profit and loss reflects the Company's share of the results of operations of the joint venture. Any change in OCI of those investees is presented as part of the Company's OCI. In addition, when there has been a change recognised directly in the equity of the joint venture, the Company recognises its share of any changes, when applicable, in the statement of changes in equity. Unrealised gains and losses resulting from transactions between the Company and the joint venture are eliminated to the extent of the interest in the joint venture.

NOTES TO CONSOLIDATED FINANCIAL STATEMENTS FOR THE YEAR ENDED 31 MARCH 2021

If an entity's share of losses of a joint venture equals or exceeds its interest in the joint venture (which includes any long term interest that, in substance, form part of the Company's net investment in the joint venture), the entity discontinues recognising its share of further losses. Additional losses are recognised only to the extent that the Company has incurred legal or constructive obligations or made payments on behalf of the joint venture. If the joint venture subsequently reports profits, the entity resumes recognising its share of those profits only after its share of the profits equals the share of losses not recognised.

The aggregate of the Company's share of profit or loss of a joint venture is shown on the face of the statement of profit and loss.

The financial statements of the joint venture are prepared for the same reporting period as the Company. When necessary, adjustments are made to bring the accounting policies in line with those of the Company.

After application of the equity method, the Company determines whether it is necessary to recognise an impairment loss on its investment in its a joint venture. At each reporting date, the Company determines whether there is objective evidence that the investment in the joint venture is impaired. If there is such evidence, the Company calculates the amount of impairment as the difference between the recoverable amount of the joint venture and its carrying value, and then recognises the loss as 'Share of profit/loss of a joint venture' in the Statement of Profit and Loss.

Upon loss of joint control over the joint venture, the Company measures and recognises any retained investment at its fair value. Any difference between the carrying amount of the joint venture upon loss of joint control and the fair value of the retained investment and proceeds from disposal is recognised in statement of profit and loss.

b) Current versus non-current classification

The Company presents assets and liabilities in the Balance Sheet based on current/ non-current classification. An asset is treated as current when it is:

- Expected to be realized or intended to be sold or consumed in normal operating cycle,
- Held primarily for the purpose of trading,
- Expected to be realized within twelve months after the reporting period, or
- Cash or cash equivalent unless restricted from being exchanged or used to settle a liability for at least twelve months after the reporting period.

All other assets are classified as non-current.

A liability is current when:

- It is expected to be settled in normal operating cycle,
- It is held primarily for the purpose of trading,
- It is due to be settled within twelve months after the reporting period, or
- There is no unconditional right to defer the settlement of the liability for at least twelve months after the reporting period.

The Company classifies all other liabilities as non-current.

Deferred tax assets and liabilities are classified as non-current assets and liabilities.

The operating cycle is the time between the acquisition of assets for processing and their realisation in cash and cash equivalents. The Company has identified twelve months as its operating cycle.

c) Foreign currencies

Items included in the consolidated financial statements of the Company are measured using the currency of the primary economic environment in which the Company operates ('the functional currency'). The Consolidated financial statements are presented in Indian Rupee (INR), which is the Company's functional and presentation currency.

NOTES TO CONSOLIDATED FINANCIAL STATEMENTS FOR THE YEAR ENDED 31 MARCH 2021

Transactions and balances

Transactions in foreign currencies are initially recorded at its functional currency spot rates at the date the transaction first qualifies for recognition. However, for practical reasons, the Company uses an average rate, if the average approximates the actual rate at the date of the transaction.

Monetary assets and liabilities denominated in foreign currencies are translated at the functional currency spot rates of exchange at the reporting date.

Exchange differences arising on settlement or translation of monetary items are recognised in the Statement of Profit and Loss.

Non-monetary items that are measured in terms of historical cost in a foreign currency are recorded using the exchange rates at the dates of the initial transactions. Non-monetary items measured at fair value in a foreign currency are translated using the exchange rates at the date when the fair value is determined. The gain or loss arising on translation of non-monetary items measured at fair value is treated in line with the recognition of the gain or loss on the change in fair value of the item [i.e., translation differences on items whose fair value gain or loss is recognised in Other Comprehensive Income (OCI) or Statement of Profit and Loss are also recognised in OCI or Statement of Profit and Loss, respectively].

d) Fair Value measurement

The Company measures financial instruments, such as, derivatives at fair value at each Balance Sheet date.

Fair value is the price that would be received to sell an asset or paid to transfer a liability in an orderly transaction between market participants at the measurement date. The fair value measurement is based on the presumption that the transaction to sell the asset or transfer the liability takes place either:

- In the principal market for the asset or liability, or
- In the absence of a principal market, in the most advantageous market for the asset or liability.

The principal or the most advantageous market must be accessible by the Company.

The fair value of an asset or a liability is measured using the assumptions that market participants would use when pricing the asset or liability, assuming that market participants act in their economic best interest.

A fair value measurement of a non-financial asset takes into account a market participant's ability to generate economic benefits by using the asset in its highest and best use or by selling it to another market participant that would use the asset in its highest and best use.

The Company uses valuation techniques that are appropriate in the circumstances and for which sufficient data are available to measure fair value, maximising the use of relevant observable inputs and minimising the use of unobservable inputs.

All assets and liabilities for which fair value is measured or disclosed in the Consolidated financial statements are categorised within the fair value hierarchy, described as follows, based on the lowest level input that is significant to the fair value measurement as a whole:

- Level 1 — Quoted (unadjusted) market prices in active markets for identical assets or liabilities.
- Level 2 — Valuation techniques for which the lowest level input that is significant to the fair value measurement is directly or indirectly observable.
- Level 3 — Valuation techniques for which the lowest level input that is significant to the fair value measurement is unobservable.

For assets and liabilities that are recognised in the Consolidated financial statements on a recurring basis, the Company determines whether transfers have occurred between levels in the hierarchy by re-assessing categorisation (based on the lowest level input that is significant to the fair value measurement as a whole) at the end of each reporting period.

For the purpose of fair value disclosures, the Company has determined classes of assets and liabilities on the basis of the nature, characteristics and risks of the asset or liability and the level of the fair value hierarchy as explained above.

NOTES TO CONSOLIDATED FINANCIAL STATEMENTS FOR THE YEAR ENDED 31 MARCH 2021

This note summarises accounting policy for fair value. Other fair value related disclosures are given in the relevant notes.

- Disclosures for valuation methods, significant estimates and assumptions (note 31, 40, 41)
- Financial instruments (including those carried at amortised cost) (note 5, 8, 9, 10, 15, 39, 40, 41)

e) Revenue from contract with customers

Revenue from contracts with customers is recognised when control of the goods or services are transferred to the customer at an amount that reflects the consideration to which the Company expects to be entitled in exchange for those goods or services. The Company has generally concluded that it is the principal in its revenue arrangements, because it typically controls the goods or services before transferring them to the customer.

The disclosures of significant accounting judgments, estimates and assumptions relating to revenue from contracts with customers are provided in note 31.

Sale of products

Revenue from sale of products is recognised at the point in time when control of the asset is transferred to the customer, generally on delivery of the product. The normal credit term is 0 to 135 days from delivery.

The Company considers whether there are other promises in the contract that are separate performance obligations to which a portion of the transaction price needs to be allocated (e.g., warranties). In determining the transaction price for the sale of product, the Company considers the effects of variable consideration, the existence of significant financing components, non-cash consideration, and consideration payable to the customer (if any).

i) Variable consideration

If the consideration in a contract includes a variable amount, the Company estimates the amount of consideration to which it will be entitled in exchange for transferring the goods to the customer. The variable consideration is estimated at contract inception and constrained until it is highly probable that a significant revenue reversal in the amount of cumulative revenue recognised will not occur when the associated uncertainty with the variable consideration is subsequently resolved. Some contracts for the sale of products provide customers with a right of return and volume rebates. The rights of return and volume rebates give rise to variable consideration.

a) Rights of return

In certain cases, the Company provides its customers right to return the goods within a specified period. The Company uses the expected value method to estimate the goods that will not be returned because this method best predicts the amount of variable consideration to which the Company will be entitled. The requirements in Ind AS 115 on constraining estimates of variable consideration are also applied in order to determine the amount of variable consideration that can be included in the transaction price. For goods that are expected to be returned, the Company recognises Liability for expected sales return, a receivables on expected sales return (and corresponding adjustment to change in inventory is also recognised for the receivables on expected sales return from a customer).

b) Volume rebates

The Company provides retrospective volume rebates to certain customers once the quantity of products purchased during the period exceeds a threshold specified in the contract. Rebates are offset against amounts payable by the customer. To estimate the variable consideration for the expected future rebates, the Company applies the most likely amount method for contracts with a single-volume threshold and the expected value method for contracts with more than one volume threshold. The selected method that best predicts the amount of variable consideration is primarily driven by the number of volume thresholds contained in the contract. The Company then applies the requirements on constraining estimates of variable consideration and recognises a provision for trade discounts for the expected future rebates.

NOTES TO CONSOLIDATED FINANCIAL STATEMENTS FOR THE YEAR ENDED 31 MARCH 2021

c) Service-type Warranty

The Company does not have any service type warranty which could be accounted for as service-type warranties and as separate financial obligation to which Company allocates the portion of transaction price.

e) Other revenue streams

Interest Income

For all debt instruments measured at amortised cost, interest income is recorded using the effective interest rate (EIR). EIR is the rate that exactly discounts the estimated future cash receipts over the expected life of the financial instrument or a shorter period, where appropriate, to the gross carrying amount of the financial asset. When calculating the effective interest rate, the Company estimates the expected cash flows by considering all the contractual terms of the financial instrument (for example, prepayment, extension, call and similar options) but does not consider the expected credit losses. Interest income is included in "other income" in the Statement of Profit and Loss.

Interest income on fixed deposits is recognised on a time proportion basis taking into account the amount outstanding and the applicable interest rate. Interest income is included under the head "other income" in the Statement of Profit and Loss.

Export incentives benefit

Export benefit income is recognised in the Statement of Profit and Loss, when the right to receive the benefits amount is established as per the terms of the relevant scheme and where there is no significant uncertainty regarding the ultimate collection of the relevant export proceeds.

f) Government Grants

Government grants are recognised where there is reasonable assurance that the grant will be received and all attached conditions will be complied with. When the grant relates to an expense item, it is recognised as income on a systematic basis over the periods that the related costs, for which it is intended to compensate, are expensed. When the grant relates to an asset, it is recognised as income in equal amounts over the expected useful life of the related asset.

When the Company receives grants of non-monetary assets, the asset and the grant are recorded at fair value amounts and released to Statement of Profit and Loss over the expected useful life in a pattern of consumption of the benefit of the underlying asset i.e. by equal annual instalments. When loans or similar assistance are provided by governments or related institutions, with an interest rate below the current applicable market rate, the effect of this favourable interest is regarded as a government grant. The loan or assistance is initially recognised and measured at fair value and the government grant is measured as the difference between the initial carrying value of the loan and the proceeds received. The loan is subsequently measured as per the accounting policy applicable to financial liabilities.

g) Taxes

Current income tax

Current income tax assets and liabilities are measured at the amount expected to be recovered from or paid to the taxation authorities. The tax rates and tax laws used to compute the amount are those that are enacted or substantively enacted, at the reporting date in the country where the Company operates and generate taxable income.

Current income tax relating to items recognised outside profit or loss is recognised outside profit or loss (either in other comprehensive income or in equity). Current tax items are recognised in correlation to the underlying transaction either in OCI or directly in equity. Management periodically evaluates positions taken in the tax returns with respect to situations in which applicable tax regulations are subject to interpretation and establishes provisions where appropriate.

Deferred Tax

Deferred tax is provided using the liability method on temporary differences between the tax bases of assets and liabilities and their carrying amounts for financial reporting purposes at the reporting date.

NOTES TO CONSOLIDATED FINANCIAL STATEMENTS FOR THE YEAR ENDED 31 MARCH 2021

Deferred tax is recognised for all taxable temporary differences except:

- When the deferred tax liability arises from the initial recognition of an asset or liability in a transaction that is not a business combination and, at the time of the transaction, affects neither the accounting profit nor taxable profit or loss.

Deferred tax assets are recognised for all deductible temporary differences, the carry forward of unused tax credits and any unused tax losses. Deferred tax assets are recognised to the extent that it is probable that taxable profit will be available against which the deductible temporary differences, and the carry forward of unused tax credits and unused tax losses can be utilised, except:

- When the deferred tax asset relating to the deductible temporary difference arises from the initial recognition of an asset or liability in a transaction that is not a business combination and, at the time of the transaction, affects neither the accounting profit nor taxable profit or loss

The carrying amount of deferred tax assets is reviewed at each reporting date and reduced to the extent that it is no longer probable that sufficient taxable profit will be available to allow all or part of the deferred tax asset to be utilised. Unrecognised deferred tax assets are re-assessed at each reporting date and are recognised to the extent that it has become probable that future taxable profits will allow the deferred tax asset to be recovered.

Deferred tax assets and liabilities are measured at the tax rates that are expected to apply in the year when the asset is realised or the liability is settled, based on tax rates (and tax laws) that have been enacted or substantively enacted at the reporting date.

Deferred tax relating to items recognised outside profit or loss is recognised outside profit or loss (either in other comprehensive income or in equity). Deferred tax items are recognised in correlation to the underlying transaction either in OCI or directly in equity.

Deferred tax assets and deferred tax liabilities are offset if a legally enforceable right exists to set off current tax assets against current tax liabilities and the deferred taxes relate to the same taxable entity and the same taxation authority.

h) Property, plant and equipment

Capital work in progress is stated at cost, net of accumulated impairment loss, if any. Property, plant and equipment is stated at cost, net of accumulated depreciation and accumulated impairment losses, if any. Such cost includes the cost of replacing part of the property, plant and equipment and borrowing costs for long-term construction projects if the recognition criteria are met. When significant parts of property, plant and equipment are required to be replaced at intervals, the Company depreciates them separately based on their specific useful lives. Likewise, when a major inspection is performed, its cost is recognised in the carrying amount of the property, plant and equipment as a replacement if the recognition criteria are satisfied. All other repair and maintenance costs are recognised in the Statement of Profit and Loss as incurred. The present value of the expected cost for the decommissioning of an asset, if any, after its use is included in the cost of the respective asset if the recognition criteria for a provision are met.

Depreciation is calculated on a straight-line basis over the estimated useful lives of the following assets:

Type of Asset	Useful lives estimated by the Management (years)
Building	
- Factory building	30
- Other than factory building (RCC Frame Structure)	60
Plant and equipment (other than production)	15
Trolleys and other equipment (included in Plant and equipment)	2
Moulds and tools (included in Plant and equipment)	6
Office equipment	5
Computers	3
Furniture and Fixtures	10
Vehicles	8

NOTES TO CONSOLIDATED FINANCIAL STATEMENTS FOR THE YEAR ENDED 31 MARCH 2021

Plant and equipment used in production, depreciation is calculated based on units produced, unless units produced drop below a minimum threshold at which point depreciation is recorded using the straight-line method. This method is referred as modified units of production (MUOP) in the books of account.

The amount paid for leasehold land is amortised over the lease period of 99 years and depreciation on leasehold improvement, which includes temporary structures, is provided over the unexpired period of lease or estimated useful life of 3 years, whichever is lower.

The Company, based on technical assessment made by a technical expert and Management estimate, depreciates certain items of plant and equipment i.e. Trolleys and other equipment and Moulds and tools over the period of 2 years and 6 years respectively, which are different from the useful life prescribed in Schedule II to the Companies Act, 2013. The Management believes that estimated useful lives are realistic and reflect fair approximation of the period over which the assets are likely to be used.

An item of property, plant and equipment and any significant part initially recognised is derecognised upon disposal or when no future economic benefits are expected from its use or disposal. Any gain or loss arising on derecognition of the asset (calculated as the difference between the net disposal proceeds and the carrying amount of the asset) is included in the Statement of Profit and Loss when the asset is derecognised.

Considering the proprietary nature of assets and historical data, the Management has estimated the salvage value of the assets to be nil for the purpose of computing depreciation. Further, the residual values, useful lives and methods of depreciation of property, plant and equipment are reviewed at each financial year end and adjusted prospectively, if appropriate.

i) Intangible assets

Intangible assets acquired separately are measured on initial recognition at cost. Following initial recognition, intangible assets are carried at cost less accumulated amortisation and accumulated impairment losses, if any.

Intangible assets with finite lives are amortised over the useful economic life and assessed for impairment whenever there is an indication that the intangible asset may be impaired. The amortisation period and the amortisation method for an intangible asset with a finite useful life are reviewed at least at the end of each reporting period. Changes in the expected useful life or the expected pattern of consumption of future economic benefits embodied in the asset are considered to modify the amortisation period or method, as appropriate, and are treated as changes in accounting estimates. The amortisation expense on intangible assets with finite lives is recognised in the Statement of Profit and Loss unless such expenditure forms part of carrying value of another asset.

Software

Cost of software is amortised over its useful life of 60 months starting from the month of project implementation.

Gains or losses arising from derecognition of an intangible asset are measured as the difference between the net disposal proceeds and the carrying amount of the asset and are recognised in the Statement of Profit and Loss when the asset is derecognised.

Research and development costs

Research costs are expensed as incurred. Development expenditures on an individual project are recognised as an intangible asset when the Company can demonstrate:

- The technical feasibility of completing the intangible asset so that the asset will be available for use or sale
- Its intention to complete and its ability and intention to use or sell the asset
- How the asset will generate future economic benefits
- The availability of resources to complete the asset
- The ability to measure reliably the expenditure during development

NOTES TO CONSOLIDATED FINANCIAL STATEMENTS FOR THE YEAR ENDED 31 MARCH 2021

All expenses incurred on research and development activities are expensed as incurred by the Company since these do not meet the recognition criteria as listed above.

j) Leases

The Company assesses at contract inception whether a contract is, or contains, a lease. That is, if the contract conveys the right to control the use of an identified asset for a period of time in exchange for consideration.

Company as a lessee

The Company applies a single recognition and measurement approach for all leases, except for short-term leases and leases of low-value assets. The Company recognises lease liabilities to make lease payments and right-of-use assets representing the right to use the underlying assets.

i) Right-of-use assets

The Company recognises right-of-use assets at the commencement date of the lease (i.e., the date the underlying asset is available for use). Right-of-use assets are measured at cost, less any accumulated depreciation and impairment losses, and adjusted for any remeasurement of lease liabilities. The cost of right-of-use assets includes the amount of lease liabilities recognised, initial direct costs incurred, and lease payments made at or before the commencement date less any lease incentives received. Right-of-use assets are depreciated on a straight-line basis over the shorter of the lease term and the estimated useful lives of the assets.

If ownership of the leased asset transfers to the Company at the end of the lease term or the cost reflects the exercise of a purchase option, depreciation is calculated using the estimated useful life of the asset.

ii) Lease Liabilities

At the commencement date of the lease, the Company recognises lease liabilities measured at the present value of lease payments to be made over the lease term. The lease payments include fixed payments (including in substance fixed payments) less any lease incentives receivable, variable lease payments that depend on an index or a rate, and amounts expected to be paid under residual value guarantees. The lease payments also include the exercise price of a purchase option reasonably certain to be exercised by the Company and payments of penalties for terminating the lease, if the lease term reflects the Company exercising the option to terminate. Variable lease payments that do not depend on an index or a rate are recognised as expenses (unless they are incurred to produce inventories) in the period in which the event or condition that triggers the payment occurs.

In calculating the present value of lease payments, the Company uses its incremental borrowing rate at the lease commencement date because the interest rate implicit in the lease is not readily determinable. After the commencement date, the amount of lease liabilities is increased to reflect the accretion of interest and reduced for the lease payments made. In addition, the carrying amount of lease liabilities is remeasured if there is a modification, a change in the lease term, a change in the lease payments (e.g., changes to future payments resulting from a change in an index or rate used to determine such lease payments) or a change in the assessment of an option to purchase the underlying asset.

The Company's lease liabilities are included in other financial liabilities (refer note 15).

iii) Short-term leases and leases of low-value assets

The Company applies the short-term lease recognition exemption to its short-term leases of office building and warehouses (i.e., those leases that have a lease term of 12 months or less from the commencement date and do not contain a purchase option). It also applies the lease of low-value assets recognition exemption to leases of office building and warehouses that are considered to be low value. Lease payments on short-term leases and leases of low-value assets are recognised as expense on a straight-line basis over the lease term.

Company as a lessor

Leases in which the Company does not transfer substantially all the risks and rewards of ownership of an asset are classified as operating leases. Rental income from operating lease is recognised on a straight-line

NOTES TO CONSOLIDATED FINANCIAL STATEMENTS FOR THE YEAR ENDED 31 MARCH 2021

basis over the term of the relevant lease. Initial direct costs incurred in negotiating and arranging an operating lease are added to the carrying amount of the leased asset and recognised over the lease term on the same basis as rental income. Contingent rents are recognised as revenue in the period in which they are earned.

k) Inventories

Inventories are valued at the lower of cost and net realisable value.

Costs incurred in bringing each product to its present location and conditions are accounted for as follows:

- Raw materials: cost includes cost of purchase and other costs incurred in bringing the inventories to their present location and condition. Cost is determined on weighted average basis.
- Finished goods and work in progress: cost includes cost of direct materials and labour and a proportion of manufacturing overheads based on the normal operating capacity, but excluding borrowing costs. Cost is determined on weighted average basis.
- Traded goods: cost includes cost of purchase and other costs incurred in bringing the inventories to their present location and condition. Cost is determined on weighted average basis.

Net realisable value is the estimated selling price in the ordinary course of business, less estimated costs of completion and the estimated costs necessary to make the sale.

l) Impairment of non-financial assets

The Company assesses at each reporting date, whether there is an indication that an asset may be impaired. If any indication exists, or when annual impairment testing for an asset is required, the Company estimates the asset's recoverable amount. An asset's recoverable amount is the higher of an asset's or cash-generating unit's (CGU) net selling price and its value in use. Recoverable amount is determined for an individual asset, unless the asset does not generate cash inflows that are largely independent of those from other assets or groups of assets. Where the carrying amount of an asset or CGU exceeds its recoverable amount, the asset is considered impaired and is written down to its recoverable amount.

In assessing value in use, the estimated future cash flows are discounted to their present value using a pre-tax discount rate that reflects current market assessments of the time value of money and the risks specific to the asset. In determining fair value less costs of disposal, recent market transactions are taken into account. If no such transactions can be identified, an appropriate valuation model is used. These calculations are corroborated by valuation multiples, quoted share prices for publicly traded companies or other available fair value indicators.

The Company bases its impairment calculation on detailed budgets and forecast calculations which are prepared separately for each of the Company's cash-generating units to which the individual assets are allocated. These budgets and forecast calculations are generally covering a period of five years. For longer periods, a long term growth rate is calculated and applied to project future cash flows after the fifth year. To estimate cash flow projections beyond periods covered by the most recent budgets/ forecasts, the Company extrapolates cash flow projections in the budget using a steady or declining growth rate for subsequent years, unless an increasing rate can be justified. In any case, this growth rate does not exceed the long-term average growth rate for the products, industries, or country or countries in which the entity operates, or for the market in which the asset is used.

Impairment losses, including impairment on inventories, are recognised in the Statement of Profit and Loss, except for properties previously revalued with the revaluation surplus, if any, taken to OCI. For such properties, the impairment is recognised in OCI up to the amount of any previous revaluation surplus.

The impairment assessment for all assets is made at each reporting date to determine whether there is an indication that previously recognised impairment losses no longer exist or have decreased. If such indication exists, the Company estimates the asset's or CGU's recoverable amount. A previously recognised impairment loss is reversed only if there has been a change in the assumptions used to determine the asset's recoverable amount since the last impairment loss was recognised. The reversal is limited so that the carrying amount of the asset does not exceed its recoverable amount, nor exceed the carrying amount that would have been determined, net of depreciation, had no impairment loss been recognised for the asset in prior years. Such reversal is recognised in the Statement of Profit and Loss.

NOTES TO CONSOLIDATED FINANCIAL STATEMENTS FOR THE YEAR ENDED 31 MARCH 2021

m) Provisions

General

A provision is recognised when the Company has a present obligation (legal or constructive) as a result of past event, it is probable that an outflow of resources embodying economic benefits will be required to settle the obligation and a reliable estimate can be made of the amount of the obligation. When the Company expects some or all of a provision to be reimbursed, for example, under an insurance contract, the reimbursement is recognised as a separate asset, but only when the reimbursement is virtually certain. The expense relating to a provision is presented in the Statement of Profit and Loss net of any reimbursement.

If the effect of the time value of money is material, provisions are discounted using a current pre-tax rate that reflects, when appropriate, the risks specific to the liability. When discounting is used, the increase in the provision due to the passage of time is recognised as a finance cost.

Warranty provisions

Provisions for product warranty related costs are recognised when the product is sold to the customer. The provision is determined on the basis of valuation carried out by an independent actuary as at the year end.

n) Retirement and other employee benefits

Provident fund

Retirement benefit in the form of Provident Fund is a defined contribution scheme. The Company has no obligation, other than the contribution payable to the provident fund. The Company recognises contribution payable to the provident scheme as an expenditure, when an employee renders the related service. If the contribution payable to the scheme for service received before the Balance Sheet date exceeds the contribution already paid, the deficit payable to the scheme is recognised as a liability after deducting the contribution already paid. If the contribution already paid exceeds the contribution due for services received before the Balance Sheet date, then excess is recognised as an asset to the extent that the pre-payment will lead to, for example, a reduction in future payment or a cash refund.

Superannuation Fund

Retirement benefit in the form of Superannuation Fund is a defined contribution scheme. The Company has no obligation, other than the contribution payable to the superannuation fund. The Company recognises contribution payable to the relevant scheme as expenditure, when an employee renders the related service. The Company has arrangement with Insurance Company to administer its superannuation scheme.

Gratuity

Gratuity liability is defined benefit obligation and is provided for on the basis of an actuarial valuation on projected unit credit (PUC) method made at the end of each financial year. The Company has created an approved Gratuity Fund, which has taken a group gratuity cum insurance policy with an Insurance company to cover the gratuity liability of the employees and premium on contribution paid to such insurance company is charged to the Statement of Profit and Loss.

Remeasurements, comprising of actuarial gains and losses, the effect of the asset ceiling, excluding amounts included in net interest on the net defined benefit liability and the return on plan assets (excluding amounts included in net interest on the net defined benefit liability), are recognised immediately in the Balance Sheet with a corresponding debit or credit to retained earnings through OCI in the period in which they occur. Remeasurements are not reclassified to Statement of Profit and Loss in subsequent periods.

Past service costs are recognised in Statement of Profit and Loss on the earlier of:

- The date of the plan amendment or curtailment, and
- The date that the Company recognises related restructuring costs.

Net interest is calculated by applying the discount rate to the net defined benefit liability or asset. The Company recognises the following changes in the net defined benefit obligation as an expense in the Statement of Profit and Loss:

NOTES TO CONSOLIDATED FINANCIAL STATEMENTS FOR THE YEAR ENDED 31 MARCH 2021

- Service costs comprising current service costs, past-service costs, gains and losses on curtailments and non-routine settlements; and
- Net interest expense or income.

Welfare schemes:

- i. The Company provides for liability in respect of other long term benefit schemes offered to the employees of the Faridabad Refrigeration Operations on the basis of year end actuarial valuation. This is an unfunded defined benefit scheme.
- ii. The Company provides for liability in respect of long term service award scheme for its employees at the Faridabad Refrigeration Operations and Puducherry Washers Operations on the basis of year end actuarial valuation. This is an unfunded defined benefit scheme.

The cost of providing benefits under the welfare schemes is determined using the projected unit credit method.

Compensated absences:

The Company treats accumulated leave to be carried forward beyond twelve months as long term employee benefit for measurement purposes, such long term compensated absences are provided for based on actuarial valuation which is done as per projected unit credit method at year end. The Company presents the leave as current liability in the Balance Sheet to the extent it does not have an unconditional right to defer its settlement beyond twelve months from the reporting date.

o) Share-based Payments

Employees (including senior executives) of the Company receive remuneration from the Ultimate Holding Company in the form of share-based payments, whereby employees render services as consideration for equity instruments (equity-settled transactions).

Equity-settled transactions

The cost of equity-settled transactions is determined by the fair value at the date when the grant is made using an appropriate valuation model.

That cost is recognised as employee benefits expense in the Statement of Profit and Loss together with a corresponding increase in other equity as 'Share based payments reserve' in lines with requirement as per Ind AS 102 (Share based payments), over the period in which the performance and/ or service conditions are fulfilled. The cumulative expense recognised for equity-settled transactions at each reporting date until the vesting date reflects the extent to which the vesting period has expired and the Company's best estimate of the number of equity instruments that will ultimately vest. The Statement of Profit and Loss expense or credit for a period represents the movement in cumulative expense recognised as at the beginning and end of that period and is recognised in employee benefits expense.

Service and non-market performance conditions are not taken into account when determining the grant date fair value of awards, but the likelihood of the conditions being met is assessed as part of the Company's best estimate of the number of equity instruments that will ultimately vest. Market performance conditions are reflected within the grant date fair value. Any other conditions attached to an award, but without an associated service requirement, are considered to be non-vesting conditions. Non-vesting conditions are reflected in the fair value of an award and lead to an immediate expensing of an award unless there are also service and/ or performance conditions.

No expense is recognised for awards that do not ultimately vest because non-market performance and/ or service conditions have not been met. Where awards include a market or non-vesting condition, the transactions are treated as vested irrespective of whether the market or non-vesting condition is satisfied, provided that all other performance and/ or service conditions are satisfied.

When the terms of an equity-settled award are modified, the minimum expense recognised is the expense had the terms had not been modified, if the original terms of the award are met. An additional expense is recognised for any modification that increases the total fair value of the share-based payment transaction,

NOTES TO CONSOLIDATED FINANCIAL STATEMENTS FOR THE YEAR ENDED 31 MARCH 2021

or is otherwise beneficial to the employee as measured at the date of modification. Where an award is cancelled by the entity or by the counterparty, any remaining element of the fair value of the award is expensed immediately through Statement of Profit and Loss.

Cash Incentives to employees

The Ultimate Holding Company gives performance based cash incentives to certain employees including key Management personnel on account of their contribution towards Company's growth. As the amount is paid to employees after a period of 3 years, therefore the cost of cash incentive is recognised on an accrual basis based on the best possible estimate by the Management. Such cost is recognised as a part of employee benefits expense in the Statement of Profit and Loss with a corresponding increase in other equity as 'Incentive reserve'.

p) Financial Instruments

A financial instrument is any contract that gives rise to a financial asset of one entity and a financial liability or equity instrument of another entity.

Financial assets

Initial recognition and measurement

All financial assets are recognised initially at fair value, in the case of financial assets not recorded at fair value through Statement of Profit and Loss, transaction costs that are attributable to the acquisition of the financial asset. Purchases or sales of financial assets that require delivery of assets within a time frame established by regulation or convention in the market place (regular way trades) are recognised on the trade date, i.e., the date that the Company commits to purchase or sell the asset.

Subsequent measurement

For purposes of subsequent measurement, financial assets are classified in four categories:

- Debt instruments at amortised cost
- Debt Instrument at Fair Value through profit and loss (FVTPL)
- Debt Instruments at fair value through other comprehensive income (FVTOCI)
- Equity Instruments at fair value through other comprehensive income (FVTOCI)

Debt instruments at amortised cost

A 'debt instrument' is measured at the amortised cost if both the following conditions are met:

- a) The asset is held within a business model whose objective is to hold assets for collecting contractual cash flows, and
- b) Contractual terms of the asset give rise on specified dates to cash flows that are solely payments of principal and interest (SPPI) on the principal amount outstanding.

This category is the most relevant to the Company. After initial measurement, such financial assets are subsequently measured at amortised cost using the effective interest rate (EIR) method. Amortised cost is calculated by taking into account any discount or premium on acquisition and fees or costs that are an integral part of the EIR. The EIR amortisation is included in other income in the Statement of Profit and Loss. The losses arising from impairment are recognised in the Statement of Profit and Loss. This category generally applies to trade receivables, security deposits and other receivables. For more information on receivables, refer note 5 & 8.

Debt instrument at FVTOCI

A 'debt instrument' is classified as at the FVTOCI if both of the following criteria are met:

- a) The objective of the business model is achieved both by collecting contractual cash flows and selling the financial assets, and

NOTES TO CONSOLIDATED FINANCIAL STATEMENTS FOR THE YEAR ENDED 31 MARCH 2021

b) The asset's contractual cash flows represent Solely Payments of Principal and Interest.

Debt instruments included within the FVTOCI category are measured initially as well as at each reporting date at fair value. Fair value movements are recognized in the other comprehensive income (OCI). However, the Company recognizes interest income, impairment losses & reversals and foreign exchange gain or loss in the Profit and loss. On derecognition of the asset, cumulative gain or loss previously recognised in OCI is reclassified from the equity to Profit and loss. Interest earned whilst holding FVTOCI debt instrument is reported as interest income using the EIR method.

Debt instrument at FVTPL

FVTPL is a residual category for debt instruments. Any debt instrument, which does not meet the criteria for categorization as at amortized cost or as FVTOCI, is classified as at FVTPL.

In addition, the Company may elect to designate a debt instrument, which otherwise meets amortised cost or FVTOCI criteria, as at FVTPL. However, such election is allowed only if doing so reduces or eliminates a measurement or recognition inconsistency (referred to as 'accounting mismatch'). The Company has designated, forward exchange contracts taken by the Company to mitigate the foreign exchange risk, as at FVTPL.

Debt instruments included within the FVTPL category are measured at fair value with all changes recognized in the Statement of Profit and Loss.

Equity investments

All equity investments in scope of Ind AS 109 are measured at fair value. Equity instruments which are held for trading and contingent consideration recognised by an acquirer in a business combination to which Ind AS103 applies are classified as at FVTPL. For all other equity instruments, the Company may make an irrevocable election to present in other comprehensive income subsequent changes in the fair value. The Company makes such election on an instrument-by-instrument basis. The classification is made on initial recognition and is irrevocable.

If the Company decides to classify an equity instrument as at FVTOCI, then all fair value changes on the instrument, excluding dividends, are recognized in the OCI. There is no recycling of the amounts from OCI to Statement of Profit and Loss, even on sale of investment. However, the Company may transfer the cumulative gain or loss within equity.

Equity instruments included within the FVTPL category are measured at fair value with all changes recognised in the Statement of Profit and Loss.

Derecognition

A financial asset (or, where applicable, a part of a financial asset or part of a Company of similar financial assets) is primarily derecognised (i.e. removed from the Company's Balance Sheet) when:

- The rights to receive cash flows from the asset have expired, or
- The Company has transferred its rights to receive cash flows from the asset or has assumed an obligation to pay the received cash flows in full without material delay to a third party under a 'pass-through' arrangement; and either (a) the Company has transferred substantially all the risks and rewards of the asset, or (b) the Company has neither transferred nor retained substantially all the risks and rewards of the asset, but has transferred control of the asset.

When the Company has transferred its rights to receive cash flows from an asset or has entered into a pass-through arrangement, it evaluates if and to what extent it has retained the risks and rewards of ownership. When it has neither transferred nor retained substantially all of the risks and rewards of the asset, nor transferred control of the asset, the Company continues to recognise the transferred asset to the extent of the Company's continuing involvement. In that case, the Company also recognises an associated liability. The transferred asset and the associated liability are measured on a basis that reflects the rights and obligations that the Company has retained.

NOTES TO CONSOLIDATED FINANCIAL STATEMENTS FOR THE YEAR ENDED 31 MARCH 2021

Continuing involvement that takes the form of a guarantee over the transferred asset is measured at the lower of the original carrying amount of the asset and the maximum amount of consideration that the Company could be required to repay.

Impairment of financial assets

In accordance with Ind AS 109, the Company applies expected credit loss (ECL) model for measurement and recognition of impairment loss on the following financial assets and credit risk exposure:

- a) Financial assets that are debt instruments, and are measured at amortised cost e.g., deposits and bank balance

The Company follows 'simplified approach' for recognition of impairment loss allowance on trade receivables.

The application of simplified approach does not require the Company to track changes in credit risk. Rather, it recognises impairment loss allowance based on lifetime ECL at each reporting date, right from its initial recognition.

For recognition of impairment loss on other financial assets and risk exposure, the Company determines that whether there has been a significant increase in the credit risk since initial recognition. If credit risk has not increased significantly, 12-month ECL is used to provide for impairment loss. However, if credit risk has increased significantly, lifetime ECL is used. If, in a subsequent period, credit quality of the instrument improves such that there is no longer a significant increase in credit risk since initial recognition, then the entity reverts to recognising impairment loss allowance based on 12-month ECL.

Lifetime ECL are the expected credit losses resulting from all possible default events over the expected life of a financial instrument. The 12-month ECL is a portion of the lifetime ECL which results from default events that are possible within 12 months after the reporting date.

ECL is the difference between all contractual cash flows that are due to the Company in accordance with the contract and all the cash flows that the entity expects to receive (i.e., all cash shortfalls), discounted at the original EIR. When estimating the cash flows, an entity is required to consider:

- All contractual terms of the financial instrument (including prepayment, extension, call and similar options) over the expected life of the financial instrument. However, in rare cases when the expected life of the financial instrument cannot be estimated reliably, then the entity is required to use the remaining contractual term of the financial instrument.
- Cash flows from the sale of collateral held or other credit enhancements that are integral to the contractual terms.

As a practical expedient, the Company uses a provision matrix to determine impairment loss allowance on portfolio of its trade receivables. The provision matrix is based on its historically observed default rates over the expected life of the trade receivables and is adjusted for forward-looking estimates. At every reporting date, the historical observed default rates are updated and changes in the forward-looking estimates are analysed. On that basis, the Company estimates the following provision matrix at the reporting date, except to the individual cases where recoverability is certain:

	Less than or equal to 180 days	More than 180 days
Default rate	0%	100%

ECL impairment loss allowance (or reversal) recognised during the period is recognised as income/ expense in the Statement of Profit and Loss. This amount is reflected under the head 'other expenses' in the Statement of Profit and Loss. The Balance Sheet presentation for financial instruments is described below:

- Financial assets measured as at amortised cost: ECL is presented as an allowance, i.e., as an integral part of the measurement of those assets in the Balance Sheet. The allowance reduces the net carrying amount. Until the asset meets write-off criteria, the Company does not reduce impairment allowance from the gross carrying amount.

NOTES TO CONSOLIDATED FINANCIAL STATEMENTS FOR THE YEAR ENDED 31 MARCH 2021

For assessing increase in credit risk and impairment loss, the Company combines financial instruments on the basis of shared credit risk characteristics with the objective of facilitating an analysis that is designed to enable significant increases in credit risk to be identified on a timely basis.

Financial liabilities

Initial recognition and measurement

Financial liabilities are classified, at initial recognition, as financial liabilities at fair value through Statement of Profit and loss, trade & other financial liabilities, as appropriate.

All financial liabilities are recognised initially at fair value and, in the case of payables, net of directly attributable transaction costs.

The Company's financial liabilities include trade and other financial liabilities and derivative financial instruments.

Subsequent measurement

The measurement of financial liabilities depends on their classification, as described below:

Financial liabilities at fair value through profit or loss

Financial liabilities at fair value through profit or loss include financial liabilities held for trading and financial liabilities designated upon initial recognition as at fair value through profit or loss. Financial liabilities are classified as held for trading if they are incurred for the purpose of repurchasing in the near term. This category also includes derivative financial instruments entered into by the Company that are not designated as hedging instruments in hedge relationships as defined by Ind AS 109. Separated embedded derivatives, if any, are also classified as held for trading unless they are designated as effective hedging instruments.

Gains or losses on liabilities held for trading are recognised in the profit or loss.

Financial liabilities designated upon initial recognition at fair value through profit or loss are designated as such at the initial date of recognition, and only if the criteria in Ind AS 109 are satisfied. For liabilities designated as FVTPL, fair value gains/ losses attributable to changes in own credit risk are recognised in OCI. These gains/ loss are not subsequently transferred to Statement of Profit and Loss. However, the Company may transfer the cumulative gain or loss within equity. All other changes in fair value of such liability are recognised in the Statement of Profit and Loss. The Company has not designated any financial liability as at fair value through profit and loss.

Derecognition

A financial liability is derecognised when the obligation under the liability is discharged or cancelled or expires. When an existing financial liability is replaced by another from the same lender on substantially different terms, or the terms of an existing liability are substantially modified, such an exchange or modification is treated as the derecognition of the original liability and the recognition of a new liability. The difference in the respective carrying amounts is recognised in the Statement of Profit and Loss.

Reclassification of financial assets

The Company determines classification of financial assets and liabilities on initial recognition. After initial recognition, no reclassification is made for financial assets which are equity instruments and financial liabilities. For financial assets which are debt instruments, a reclassification is made only if there is a change in the business model for managing those assets. Changes to the business model are expected to be infrequent. The Company's senior Management determines change in the business model as a result of external or internal changes which are significant to the Company's operations. Such changes are evident to external parties. A change in the business model occurs when the Company either begins or ceases to perform an activity that is significant to its operations. If the Company reclassifies financial assets, it applies the reclassification prospectively from the reclassification date which is the first day of the immediately next reporting period following the change in business model. The Company does not restate any previously recognised gains, losses (including impairment gains or losses) or interest.

NOTES TO CONSOLIDATED FINANCIAL STATEMENTS FOR THE YEAR ENDED 31 MARCH 2021

The following table shows various reclassification and how they are accounted for:

Original classification	Revised classification	Accounting treatment
Amortised cost	FVTPL	Fair value is measured at reclassification date. Difference between previous amortized cost and fair value is recognised in Statement of Profit and Loss
FVTPL	Amortised Cost	Fair value at reclassification date becomes its new gross carrying amount. EIR is calculated based on the new gross carrying amount
Amortised cost	FVTOCI	Fair value is measured at reclassification date. Difference between previous amortised cost and fair value is recognised in OCI. No change in EIR due to reclassification
FVTOCI	Amortised cost	Fair value at reclassification date becomes its new amortised cost carrying amount. However, cumulative gain or loss in OCI is adjusted against fair value. Consequently, the asset is measured as if it had always been measured at amortised cost
FVTPL	FVTOCI	Fair value at reclassification date becomes its new carrying amount. No other adjustment is required
FVTOCI	FVTPL	Assets continue to be measured at fair value. Cumulative gain or loss previously recognised in OCI is reclassified to Statement of Profit and Loss at the reclassification date

Offsetting of financial instruments

Financial assets and financial liabilities are offset and the net amount is reported in the Balance Sheet if there is a currently enforceable legal right to offset the recognised amounts and there is an intention to settle on a net basis, to realise the assets and settle the liabilities simultaneously.

q) Derivative financial instruments**Initial recognition and subsequent measurement**

The Company uses derivative financial instruments, such as forward currency contracts, to hedge its foreign currency risks. Such derivative financial instruments are initially recognised at fair value on the date on which a derivative contract is entered into and are subsequently re-measured at fair value. Derivatives are carried as financial assets when the fair value is positive and as financial liabilities when the fair value is negative.

Any gains or losses arising from changes in the fair value of derivatives are taken directly to profit or loss, except for the effective portion of cash flow hedges (if any), which is recognised in OCI and later reclassified to profit or loss when the hedge item affects profit or loss or treated as basis adjustment if a hedged forecast transaction subsequently results in the recognition of a non-financial asset or non-financial liability.

r) Cash and cash equivalents

Cash and cash equivalents in the Balance Sheet comprise cash at bank and in hand and short-term deposits with an original maturity of three months or less, which are subject to an insignificant risk of changes in value.

NOTES TO CONSOLIDATED FINANCIAL STATEMENTS FOR THE YEAR ENDED 31 MARCH 2021

s) Cash dividend to equity holders of the Company

The Company recognises a liability to make cash distributions to equity holders of the Company when the distribution is authorised and the distribution is no longer at the discretion of the Company. As per the corporate laws in India, a distribution is authorised when it is approved by the shareholders. A corresponding amount is recognised directly in equity.

t) Earnings per share

Basic earnings per share is calculated by dividing the net profit or loss attributable to equity holder of the Company by the weighted average number of equity shares outstanding during the period. The weighted average number of equity shares outstanding during the period is adjusted for events such as bonus issue, bonus element in a rights issue, that have changed the number of equity shares outstanding, without a corresponding change in resources.

For the purpose of calculating diluted earnings per share, the net profit or loss for the period attributable to equity shareholders of the Company and the weighted average number of shares outstanding during the period are adjusted for the effects of all dilutive potential equity shares.

III. Changes in accounting policies and disclosures

New and amended standards

i) Amendments to Ind AS 116: Covid-19-Related Rent Concessions.

The amendments provide relief to lessees from applying Ind AS 116 guidance on lease modification accounting for rent concessions arising as a direct consequence of the Covid-19 pandemic. As a practical expedient, a lessee may elect not to assess whether a Covid-19 related rent concession from a lessor is a lease modification. A lessee that makes this election accounts for any change in lease payments resulting from the Covid-19 related rent concession the same way it would account for the change under Ind AS 116, if the change were not a lease modification.

The amendments are applicable for annual reporting periods beginning on or after the 1 April 2020. In case, a lessee has not yet approved the financial statements for issue before the issuance of this amendment, then the same may be applied for annual reporting periods beginning on or after the 1 April 2019. This amendment had no impact on the consolidated financial statements of the Company.

ii) Amendments to Ind AS 1 and Ind AS 8: Definition of Material

The amendments provide a new definition of material that states, "Information is material if omitting, misstating or obscuring it could reasonably be expected to influence decisions that the primary users of general purpose financial statements make on the basis of those financial statements, which provide financial information about a specific reporting entity." The amendments clarify that materiality will depend on the nature or magnitude of information, either individually or in combination with other information, in the context of the financial statements. A misstatement of information is material if it could reasonably be expected to influence decisions made by the primary users. These amendments had no impact on the consolidated financial statements of, nor is there expected to be any future impact to the Group.

These amendments are applicable prospectively for annual periods beginning on or after the 1 April 2020. The amendments to the definition of material are not expected to have a significant impact on the Group's consolidated financial statements.

NOTES TO CONSOLIDATED FINANCIAL STATEMENTS FOR THE YEAR ENDED 31 MARCH 2021

3. Property, plant and equipment

A Owned Assets

(INR in lacs)

Particulars	Freehold land	Leasehold improvements	Building	Plant and equipment	Office equipment	Furniture and fixtures	Vehicles	Total property, plant and equipment	Capital work in progress
Cost									
At 1 April 2019	1,356	296	8,190	67,298	8,453	335	18	85,946	4,333
Additions*	-	-	6,203	22,646	1,453	78	6	30,386	30,725
Disposals/Transfer	(3)	-	(19)	(3,582)	(413)	-	(6)	(4,023)	(30,650)
At 31 March 2020	1,353	296	14,374	86,362	9,493	413	18	112,309	4,408
Additions*	-	-	737	7,621	1,157	55	-	9,570	10,068
Disposals/Transfer	-	(18)	(16)	(2,029)	(41)	(14)	-	(2,118)	(10,373)
At 31 March 2021	1,353	278	15,095	91,954	10,609	454	18	119,761	4,103
Depreciation									
At 1 April 2019	-	270	1,285	29,765	4,491	175	8	35,994	-
Charge for the year**	-	13	522	10,001	1,531	33	5	12,105	-
Disposals	-	-	(9)	(3,510)	(393)	-	(6)	(3,918)	-
At 31 March 2020	-	283	1,798	36,256	5,629	208	7	44,181	-
Charge for the year**	-	8	1,102	10,587	1,406	37	5	13,145	-
Disposals	-	(18)	(1)	(1,682)	(39)	(13)	-	(1,753)	-
At 31 March 2021	-	273	2,899	45,161	6,996	232	12	55,573	-
Net book value									
At 31 March 2021	1,353	5	12,196	46,793	3,613	222	6	64,188	4,103
At 31 March 2020	1,353	13	12,576	50,106	3,864	205	11	68,128	4,408

(* includes additions to fixed assets for research & development activities amounting to INR 115 lacs (31 March 2020: INR 190 lacs))

(**includes depreciation pertaining to research & development activities amounting to INR 211 lacs (31 March 2020: INR 297 lacs))

Notes

i. Plant and equipment includes moulds lying with the third parties amounting to INR 28,406 lacs (31 March 2020: INR 26,643 lacs) with a net book value of INR 12,881 lacs (31 March 2020: INR 11,847 lacs)

ii. Building constructed on leasehold land:

Particulars	31 March 2021 INR in lacs	31 March 2020 INR in lacs
Gross block	6,244	6,611
Accumulated depreciation	1,230	802
Depreciation for the year	428	203
Net book value	5,014	5,809

iii. Assets under construction

Capital work in progress (CWIP) as at 31 March 2021 comprises expenditure for the plant and building in the course of construction. These expenditures relates to the various projects undertaken for new models and modification to the existing models of the Company. Total amount of CWIP is INR 4,103 lacs (31 March 2020: INR 4,408 lacs).

NOTES TO CONSOLIDATED FINANCIAL STATEMENTS FOR THE YEAR ENDED 31 MARCH 2021

B Leased Assets

(INR in lacs)

Particulars	Leasehold land	Building	Total Right of Use Assets
Cost			
At 1 April 2019	387	2,651	3,038
Additions	-	993	993
Disposals/Transfer	-	(997)	(997)
At 31 March 2020	387	2,647	3,034
Additions	-	4,618	4,618
Disposals/Transfer	-	(527)	(527)
At 31 March 2021	387	6,738	7,125
Depreciation			
At 1 April 2019	20	-	20
Charge for the year	5	895	900
Disposals	-	(106)	(106)
At 31 March 2020	25	789	814
Charge for the year	5	962	967
Disposals	-	(153)	(153)
Balance as At 31 March 2021	30	1,598	1,628
Net book value as At 31 March 2021	357	5,140	5,497
Net book value as At 31 March 2020	362	1,858	2,220

The Company's leases mainly comprise of land and buildings. The Company has lease of land and buildings for manufacturing, warehouse and office facilities. Right of Use Assets are depreciated on a straight-line basis over the shorter of the lease term and the estimated useful lives of the assets. The lease terms for leasehold buildings ranges between 3 years to 9 years.

4. Intangible assets

(INR in lacs)

Particulars	Software	Total
Cost		
At 1 April 2019	1,064	1,064
Additions	265	265
Disposals	-	-
At 31 March 2020	1,329	1,329
Additions	803	803
Disposals	-	-
At 31 March 2021	2,132	2,132
Amortisation		
At 1 April 2019	562	562
Amortisation	224	224
Disposals	-	-
At 31 March 2020	786	786
Amortisation	309	309
Disposals	-	-
At 31 March 2021	1,095	1,095
Net book value		
At 31 March 2021	1,037	1,037
At 31 March 2020	543	543

NOTES TO CONSOLIDATED FINANCIAL STATEMENTS FOR THE YEAR ENDED 31 MARCH 2021

5. Financial assets

(Considered good- unsecured unless stated otherwise)

(INR in lacs)

Particulars	31 March 2021	31 March 2020
(i) Investments		
(a) Investment in joint venture		
Unquoted equity shares		
2,368,997 (31 March 2020: 2,368,997) equity shares of Elica PB India Private Limited	18,882	17,493
Share of profit of a Joint Venture (refer note 45)	1,855	1,389
	<u>20,737</u>	<u>18,882</u>
(b) Other investments		
Unquoted debt securities		
3.8% Senior Notes (USD Nil (31 March 2020: USD 50 million)) of Whirlpool S.A. Brazil, Fellow Subsidiary Company*	-	37,833
Total Investments (a+b)	<u>20,737</u>	<u>56,715</u>
Current	-	37,833
Non-Current	20,737	18,882
*In year 2018, the Company has purchased 10 senior notes of USD 5 million each amounting to USD 50 million, issued by Whirlpool S.A. Brazil on 14 September 2017. These securities have a maturity period of three years from the date of issue with one year lock-in. These notes were redeemed during the year.		
(ii) Loans		
(a) Loans to employee		
- considered good	76	65
- credit impaired	7	9
	<u>83</u>	<u>74</u>
Less: Impairment allowance (allowance for bad and doubtful loans)	7	9
	<u>76</u>	<u>65</u>
(b) Security deposits		
- considered good	2,607	2,421
- credit impaired	149	10
	<u>2,756</u>	<u>2,431</u>
Less: Impairment allowance (allowance for bad and doubtful deposits)	149	10
	<u>2,607</u>	<u>2,421</u>
Total loans (a+b)	<u>2,683</u>	<u>2,486</u>
Current	1,143	674
Non-Current	1,540	1,812
(iii) Others		
(a) Derivative instruments at fair value through profit or loss		
Derivatives not designated as hedges		
Foreign exchange forward contracts	-	795
(b) Bank deposits		
Deposits with maturity of more than 12 months (receipts pledged with banks and government departments)	15	11

NOTES TO CONSOLIDATED FINANCIAL STATEMENTS FOR THE YEAR ENDED 31 MARCH 2021

(c) Interest accrued on bank deposits and investment	145	1,268
(d) Insurance claim receivable (refer note 44)	1,242	-
Total others (a+b+c+d)	1,402	2,074
Current	1,388	2,063
Non-Current	14	11
Total financial assets (i + ii + iii)	24,822	61,275
Current	2,530	40,570
Non-Current	22,292	20,705

Derivative instruments at fair value through profit or loss reflect the positive change in fair value of those foreign exchange forward contracts that are not designated in hedge relationships, but are, nevertheless, intended to reduce the level of foreign currency risk for expected return on investments.

Break up of financial assets carried at amortised cost

	(INR in lacs)	
	31 March 2021	31 March 2020
Investments	20,737	56,715
Loans to employee	76	65
Security deposits	2,607	2,421
Bank deposits	15	11
Interest accrued on bank deposits and investment	145	1,268
Insurance claim receivable	1,242	-
Trade receivables (refer note 8)	37,897	32,167
Cash and cash equivalents (refer note 9)	206,046	127,416
Other bank balances (refer note 10)	272	985
Total financial assets carried at amortised cost	269,037	221,048

6 Other Non-Current assets

(Considered good-Unsecured, unless stated otherwise)

(INR in lacs)

Particulars	31 March 2021	31 March 2020
Capital advances	990	1,418
Advances recoverable in cash or kind	152	204
Others		
Advances paid under protest		
- considered good	1,645	1,617
- credit impaired	96	96
	1,741	1,713
Less: Impairment allowance (allowance for bad and doubtful advances)	96	96
	1,645	1,617
Gratuity fund (Net) (refer note 32)	1,219	180
Total other Non-Current assets	4,006	3,419

NOTES TO CONSOLIDATED FINANCIAL STATEMENTS FOR THE YEAR ENDED 31 MARCH 2021

7. Inventories (valued at lower of cost and net realisable value)

(INR in lacs)

Particulars	31 March 2021	31 March 2020
Raw materials and components (INR 6,045 lacs (31 March 2020: INR 12,549 lacs) in transit)	27,151	24,763
Work in progress	100	190
Finished goods (INR 4,265 lacs (31 March 2020: INR 867 lacs) in transit)	72,168	63,751
Stock in trade (INR 8,511 lacs (31 March 2020: INR 6,173 lacs) in transit)	20,192	19,038
Spares for finished goods (INR 1,221 lacs (31 March 2020: INR 1,562 lacs) in transit)	6,807	8,475
Stores and spares	960	377
Total inventories	127,378	116,594

During the year ended 31 March 2021: INR 546 lacs (31 March 2020: INR 1,493 lacs) was recognised as an expense for inventories carried at net realisable value.

8. Trade receivables

(INR in lacs)

Particulars	31 March 2021	31 March 2020
Trade receivables	45,378	39,607
Receivables from related parties (refer note 35)	4,797	2,485
	50,175	42,092
Less: Provision for trade discounts	12,278	9,925
Total Trade receivables	37,897	32,167
Break-up for security details:		
Considered good-Unsecured	37,897	32,167
Receivables - credit impaired	1,263	1,298
	39,160	33,465
Less: Impairment allowance (allowance for bad and doubtful debts)		
Trade Receivables - credit impaired	(1,263)	(1,298)
Total Trade receivables	37,897	32,167

No trade or other receivable are due from directors or other officers of the Company either severally or jointly with any other person. Nor any trade or other receivable are due from firms or private companies in which any director is a partner, a director or a member.

Trade receivables are non-interest bearing and are generally on terms of 0 to 135 days. For terms and conditions relating to related party receivables, refer note 35.

9. Cash and cash equivalents

(INR in lacs)

Particulars	31 March 2021	31 March 2020
<i>Balances with banks:</i>		
- In current accounts	1,735	377
- In cash credit account	1,718	1,742
- Deposits with original maturity of less than three months	202,590	125,295
Cash on hand	3	2
	206,046	127,416

Cash at banks earns interest at floating rates based on daily bank deposit rates. Short-term deposits are made for varying periods of between one day and three months, depending on the immediate cash requirements of the Company, and earn interest at the respective short-term deposit rates.

At 31 March 2021, the Company had available INR 48,811 lacs (31 March 2020: INR 48.984 lacs) of undrawn borrowing facilities (covering overdraft, cash credit, letter of credit etc.).

NOTES TO CONSOLIDATED FINANCIAL STATEMENTS FOR THE YEAR ENDED 31 MARCH 2021

10. Other bank balances

(INR in lacs)

Particulars	31 March 2021	31 March 2020
- Deposits with original maturity of more than 3 months but less than 12 months*	146	895
- In unpaid dividend account**	126	90
	<u>272</u>	<u>985</u>

* These are pledged with banks and government departments.

**The Company can utilise these balances only toward settlement of the respective unpaid dividend.

11. Other current assets

(Considered good - Unsecured unless stated otherwise)

(INR in lacs)

Particulars	31 March 2021	31 March 2020
Advances recoverable in cash or kind		
- considered good	8,818	6,175
- credit Impaired	1,016	42
	<u>9,834</u>	<u>6,217</u>
Less: Impairment allowance (allowance for bad and doubtful advances)	1,016	42
	<u>8,818</u>	<u>6,175</u>
Balances with government authorities	6,001	4,977
Receivables on expected sales return	5,677	3,295
Total other current assets	<u>20,496</u>	<u>14,447</u>

12. Equity Share capital

Particulars

Authorised share capital

	Equity shares		Preference shares	
	No. in lacs	INR in lacs	No. in lacs	INR in lacs
At 1 April 2019	1,500	15,000	1,550	15,500
Increase/(decrease) during the year	-	-	-	-
At 31 March 2020	1,500	15,000	1,550	15,500
Increase/(decrease) during the year	-	-	-	-
At 31 March 2021	<u>1,500</u>	<u>15,000</u>	<u>1,550</u>	<u>15,500</u>

Terms/ rights attached to equity shares

The Company has only one class of equity shares having par value of INR 10 per share. Each holder of equity shares is entitled to one vote per share. The dividend, if declared, are paid in Indian rupees. The dividend, if any, proposed by the Board of Directors is subject to the approval of the shareholders in the ensuing Annual General Meeting.

In the event of liquidation of the Company, the holders of equity shares will be entitled to receive remaining assets of the Company, after distribution of all preferential amounts. The distribution will be in proportion to the number of equity shares held by the shareholders.

Issued equity share capital

Equity shares of INR 10 each issued, subscribed and fully paid	No. in lacs	INR in lacs
At 1 April 2019	1,269	12,687
Changes during the year	-	-
At 31 March 2020	1,269	12,687
Changes during the year	-	-
At 31 March 2021	<u>1,269</u>	<u>12,687</u>

NOTES TO CONSOLIDATED FINANCIAL STATEMENTS FOR THE YEAR ENDED 31 MARCH 2021

(INR in lacs)

	31 March 2021	31 March 2020
Shares of the Company held by holding company		
Whirlpool Mauritius Ltd, the holding company		
952 lacs (31 March 2020: 952 lacs) equity shares of INR 10 each	9,515	9,515

Details of shareholders holding more than 5% shares in the Company

Name of the shareholder	As at 31 March 2021		As at 31 March 2020	
	No. in lacs	% holding in the class	No. in lacs	% holding in the class
Equity shares of INR 10 each fully paid				
Whirlpool Mauritius Ltd	952	75	952	75

13. Other equity**Particulars****Share premium**

(INR in lacs)

At 1 April 2019

1,269

Increase/(decrease) during the year

-

At 31 March 2020

1,269

Increase/(decrease) during the year

-

At 31 March 2021

1,269

Share based payments reserve

(INR in lacs)

At 1 April 2019

4,439

Add: Compensation options granted during the year (refer note 24)

629

At 31 March 2020

5,068

Add: Compensation options granted during the year (refer note 24)

479

At 31 March 2021

5,547

The ultimate holding company provides various share-based payment schemes to the employees of the Company including key management personnel. The share-based payment reserve is used to recognise the value of equity-settled share-based payments provided to employees as a part of their remuneration. Refer note 33 for further details. It represents amount of parent equity employee stock option outstanding/transferred/exercised during the year.

Capital redemption reserve

(INR in lacs)

At 1 April 2019

15,234

Increase/(decrease) during the year

-

At 31 March 2020

15,234

Increase/(decrease) during the year

-

At 31 March 2021

15,234

In an earlier year, pursuant to the redemption of non-cumulative preference share, the Company had created capital redemption reserve out of available profits as per the relevant provisions of the erstwhile Companies Act.

NOTES TO CONSOLIDATED FINANCIAL STATEMENTS FOR THE YEAR ENDED 31 MARCH 2021

Capital reserve	(INR in lacs)
At 1 April 2019	46
Increase/(decrease) during the year	-
At 31 March 2020	46
Increase/(decrease) during the year	-
At 31 March 2021	46

Capital subsidy	(INR in lacs)
At 1 April 2019	1
Increase/(decrease) during the year	-
At 31 March 2020	1
Increase/(decrease) during the year	-
At 31 March 2021	1

Incentive reserve	(INR in lacs)
At 1 April 2019	349
Increase/(decrease) during the year (refer note 24)	48
At 31 March 2020	397
Increase/(decrease) during the year (refer note 24)	51
At 31 March 2021	448

The ultimate holding company gives performance based cash incentives to certain employees including key management personnel during the year. The incentive reserve is used to recognise the value of payments provided to employees as a part of their remuneration.

Retained earnings	(INR in lacs)
At 1 April 2019	180,513
Add: Profit for the year	49,019
Less: Other comprehensive income (refer note 29)	(238)
Less: Cash dividends (refer note 14)	(6,344)
Less: Dividend distribution tax (refer note 14)	(1,304)
At 31 March 2020	221,646
Add: Profit for the year	35,183
Add: Other comprehensive income (refer note 29)	114
Less: Cash dividends (refer note 14)	(6,344)
At 31 March 2021	250,599

(INR in lacs)

	31 March 2021	31 March 2020
Total other equity	273,144	243,661

14. Distribution made and proposed

(INR in lacs)

Particulars	31 March 2021	31 March 2020
Cash dividends on equity shares declared and paid:		
Final dividend for the year ended on 31 March 2020: INR 5 per share (31 March 2019: INR 5 per share)	6,344	6,344
Dividend distribution tax on final dividend	-	1,304
	6,344	7,648

NOTES TO CONSOLIDATED FINANCIAL STATEMENTS FOR THE YEAR ENDED 31 MARCH 2021**Proposed dividends on Equity shares:**

Final cash dividend for the year ended on 31 March 2021:
INR 5 per share (31 March 2020: INR 5 per share)

6,344	6,344
6,344	6,344

Proposed dividends on equity shares are subject to approval at the annual general meeting and are not recognised as a liability as at 31 March.

15. Financial Liabilities**(INR in lacs)**

Particulars	31 March 2021	31 March 2020
(i) Trade payables		
Trade payables		
• Total outstanding dues of micro enterprises and small enterprises (refer note 37 for details of dues to micro and small enterprises)	2,042	1,891
• Total outstanding dues of creditors other than micro enterprises and small enterprises	163,995	141,217
	166,037	143,108
	165,706	142,915
Current	331	193
Non-Current		
(ii) Other financial liabilities		
Sundry deposits	274	284
Payables for capital goods	416	899
Unclaimed dividend (refer note (a) below)	126	90
Lease Liability (refer note (b) below)	5,083	1,946
	5,899	3,219
	2,012	1,747
Current	3,887	1,472
Non-Current		

Terms and conditions of the above financial liabilities:

Trade payables are non-interest bearing and are normally settled as per agreed credit terms

Other financial liabilities are non-interest bearing and have an average term varying from 0 to 180 days

The range of interest rate for lease liabilities is 3.53% to 7.52% (31 March 2020 5.31% to 7.52%), with maturity between 2022-2029 (31 March 2020: 2021-2025)

For explanations on the Company's credit risk management processes, refer note 41.

Notes

- There are no amount due for payment to the Investor Education and Protection Fund under section 125 of the Companies Act, 2013.
- The carrying amounts of lease liabilities and the movements during the period:

(INR in lacs)

	31 March 2021	31 March 2020
As at 1 April	1,946	2,651
Additions	4,467	993
Accretion of Interest	135	150
Deletion	(374)	(894)
Payment	(1,091)	(954)
As at 31 March	5,083	1,946

NOTES TO CONSOLIDATED FINANCIAL STATEMENTS FOR THE YEAR ENDED 31 MARCH 2021

Break up of financial liabilities carried at amortised cost (INR in lacs)

	31 March 2021	31 March 2020
Trade payables	166,037	143,108
Other financial liabilities	5,899	3,219
Total financial liabilities carried at amortised cost	171,936	146,327

15A. Other liabilities (INR in lacs)

Particulars	31 March 2021	31 March 2020
(i) Contract liabilities (Advance from customers)	2,545	2,933
(ii) Other		
Tax deducted at source (TDS)	2,786	2,774
Goods and service tax (GST)	3,614	1,338
Other statutory dues	544	518
	6,944	4,630
(iii) Liability for expected sales return	6,734	4,007
Total other liabilities (i + ii + iii)	16,223	11,570
Current	16,223	11,570
Non-Current	-	-

16. Provisions (INR in lacs)

Particulars	31 March 2021	31 March 2020
(i) Provision for employee benefits		
Provision for staff benefit schemes	369	404
Provision for compensated absence	2,345	2,081
	2,714	2,485
Breakup of provision for employee benefits		
Current	560	524
Non-Current	2,154	1,961
(ii) Others		
Provisions for product warranties (refer below)	22,308	18,308
Provisions for litigations (refer below)	4,475	3,712
	26,783	22,020
Total provisions (i + ii)	29,497	24,505
Current	4,406	3,767
Non-Current	25,091	20,738

Movement in other provisions (INR in lacs)

Provision for product warranties	31 March 2021	31 March 2020
At 1 April	18,308	13,931
Arising during the year	7,027	6,503
Utilised	(3,681)	(3,284)
Unused amounts reversed	(372)	(560)
Unwinding of discount due to passage of time	1,026	1,718
At 31 March	22,308	18,308
Current	3,846	3,243
Non-Current	18,462	15,065

NOTES TO CONSOLIDATED FINANCIAL STATEMENTS FOR THE YEAR ENDED 31 MARCH 2021

Provision for product warranties

Provision for warranties is recognized on actuarial basis for expected warranty claims on products sold. It is expected that most of this cost will be paid over the warranty period as per warranty terms ranging from 1 to 10 years. Assumptions used to calculate the provision for warranties were based on current and previous year sales level and the failure trend in respect of defective products.

Provisions for litigations (refer note 34)**(INR in lacs)**

	31 March 2021	31 March 2020
At 1 April	3,712	5,534
Arising during the year	814	1,296
Unused amounts reversed	(51)	(3,118)
At 31 March	4,475	3,712
Current	-	-
Non-Current	4,475	3,712

Provisions for litigations

In view of large number of cases, it is not practicable to disclose individual details. Above provisions are affected by numerous uncertainties and management has taken all efforts to make a best estimate. Timing of economic benefit outflow will depend upon timing of decision of cases in litigation which is highly uncertain based on past experience of the management in other litigations. Hence, it is not possible to determine the exact period of outflow, if any, of funds for these litigations. Therefore, provision has been recorded at the gross value of liabilities.

17. Government grants**(INR in lacs)**

Particulars	31 March 2021	31 March 2020
At 1 April	564	621
Received during the year	-	-
Amortisation during the year	57	57
At 31 March	507	564
Current	57	57
Non-Current	450	507

Government grant has been received for the purchase of certain items of property, plant and equipment. There are no unfulfilled conditions or contingencies attached to these grants.

18. Deferred revenue**(INR in lacs)**

Particulars	31 March 2021	31 March 2020
At 1 April	720	730
Deferred during the year	1,040	1,298
Released to the statement of profit and loss	911	1,308
At 31 March	849	720
Current	849	720
Non-Current	-	-
	849	720

The deferred revenue relates to the advance received for the annual maintenance contract (AMC) charges from the customer.

NOTES TO CONSOLIDATED FINANCIAL STATEMENTS FOR THE YEAR ENDED 31 MARCH 2021

19. Income Tax

The major components of income tax expense for the years ended 31 March 2021 and 31 March 2020 are:

Statement of Profit and Loss:

Profit or loss section

(INR in lacs)

Particulars	31 March 2021	31 March 2020
Current income tax:		
Current income tax charge	12,253	18,116
Adjustments in respect of current income tax of previous year	(10)	(227)
Deferred tax:		
Relating to origination and reversal of temporary differences	(456)	(229)
Income tax expense reported in the statement of profit and loss	11,787	17,660

OCI section

Deferred tax related to items recognised in OCI during in the year:

(INR in lacs)

	31 March 2021	31 March 2020
Net loss/(gain) on remeasurements of defined benefit plans	38	(80)
Income tax charged to OCI	38	(80)

Reconciliation of tax expense and the accounting profit multiplied by domestic tax rate for 31 March 2021 and 31 March 2020:

(INR in lacs)

	31 March 2021	31 March 2020
Accounting profit before income tax	45,114	65,289
At statutory income tax rate of 25.168% (31 March 2020: 25.168%)	11,354	16,432
Adjustments in respect of current income tax of previous years	(10)	(227)
<i>Non-deductible expenses/ additional allowances for tax purposes:</i>		
Employee stock option	121	158
Cash Incentives	13	12
Interest and penalty charges	3	10
CSR expenditure	306	274
Effect of change in rates*	-	962
Others	-	39
At the effective income tax rate of 26.127% (31 March 2020: 27.048%)	11,787	17,660
Income tax expense reported in the Statement of Profit and Loss	11,787	17,660
	11,787	17,660

* During the previous year, the Company had decided to exercise the option permitted under section 115BAA of the Income Tax Act, 1961 as introduced by the Taxation Laws (Amendment) Ordinance, 2019. Accordingly the Company had recognised provision for Income tax for the year ended 31 March 2020 and re-measured its Deferred Tax Asset basis the rate prescribed in the said section.

19 A. Tax assets

Particulars	31 March 2021	31 March 2020
Advance tax, tax deducted and collected at source (net)	4,934	4,683
Total	4,934	4,683
Current	-	-
Non-Current	4,934	4,683

NOTES TO CONSOLIDATED FINANCIAL STATEMENTS FOR THE YEAR ENDED 31 MARCH 2021

19 B. Deferred assets

Deferred tax relates to the following:

Impact of Profit and Loss	Balance Sheet		Statement of Profit and Loss	
	(INR in lacs)		(INR in lacs)	
	31 March 2021	31 March 2020	31 March 2021	31 March 2020
Impact of difference between tax depreciation and depreciation/amortisation charged for financial reporting purpose	702	(106)	(808)	(897)
Impact of expenditure charged to the statement of profit & loss in current year/earlier years but allowable for tax purpose on payment basis	2,372	2,189	(183)	446
Provision for doubtful debts and advances	400	367	(33)	364
Deferred grant	152	166	14	85
Discounting of warranty provisions	767	508	(259)	(402)
Lease liabilities (net)	(241)	24	265	(24)
Fair value loss on financial instruments at fair value through profit or loss (net)	(548)	-	548	
Others	-	-	-	(3)
Impacting OCI				
Re-measurement gains on defined benefit plans	563	601		
Effect of change in rates	-	-	-	202
Deferred tax income	-	-	(456)	(229)
Net deferred tax assets	4,167	3,749		

Reflected in the balance sheet as follows:

Particulars	(INR in lacs)	
	31 March 2021	31 March 2020
Opening balance as of 1 April	3,749	3,440
Tax income during the period recognised in profit or loss	456	229
Tax income during the period recognised in OCI	(38)	80
Closing balance as at 31 March	4,167	3,749

20. Revenue from operations

(A) Revenue from contracts with customers

Particulars	(INR in lacs)	
	31 March 2021	31 March 2020
Sale of products	5,71,044	5,78,878
Sale of services	18,794	19,283
Total	589,838	598,161

NOTES TO CONSOLIDATED FINANCIAL STATEMENTS FOR THE YEAR ENDED 31 MARCH 2021

20.1 Disaggregated revenue information

Set out below is the disaggregation of the Company's revenue from contracts with customers:

(INR in lacs)

Segment	31 March 2021	31 March 2020
Sale of goods		
Revenue from external customers (transferred at point of time)	571,044	578,878
Total revenue from contracts with customers	571,044	578,878
India	556,359	567,154
Outside India	14,685	11,724
Total revenue from contracts with customers	571,044	578,878
Sale of Services		
Revenue from external customers (transferred over time)	18,794	19,283
Total revenue from contracts with customers	18,794	19,283
India	1,604	2,142
Outside India	17,190	17,141
Total revenue from contracts with customers	18,794	19,283

20.2 Contract balances

(INR in lacs)

Particulars	31 March 2021	31 March 2020
Trade receivables	37,897	32,167
Contract liabilities	2,545	2,933

Trade receivables are non interest bearing. Credit period generally falls in the range of 0 to 135 days. Contract liabilities consist of short-term advances received to supply goods from customer.

20.3 Reconciling the amount of revenue recognised in the statement of profit and loss with the contracted price (INR in lacs)

Particulars	31 March 2021	31 March 2020
Revenue as per contracted price	757,110	732,243
Less: Adjustments		
Sales return	(9,197)	(6,686)
Discount	(158,075)	(127,396)
Total revenue from contracts with customers	589,838	598,161

20.4 Performance obligations

The performance obligation is satisfied upon delivery of the product and payment is generally due within 0 to 135 days from delivery.

The performance obligation for sale of services is satisfied over the period of time as per contract with customer.

(B) Other operating income

(INR in lacs)

Particulars	31 March 2021	31 March 2020
Export incentives	151	1,091
Total	151	1,091
Grand Total ((A)+ (B))	589,989	599,252

NOTES TO CONSOLIDATED FINANCIAL STATEMENTS FOR THE YEAR ENDED 31 MARCH 2021

21. Other income

Particulars	(INR in lacs)	
	31 March 2021	31 March 2020
Interest income on		
Bank deposits	5,393	7,868
Investments in unquoted debt securities	655	1,728
Financial assets valued at amortised cost	95	138
Others	7	7
Other non-operating income		
Government grants (refer note 17)	57	57
Gain on disposal of property, plant and equipment (net)	-	132
Fair value gain on financial instruments at fair value through profit or loss	1,317	-
Exchange differences (net)	-	2,594
Provision no longer required written back	-	65
Miscellaneous (refer note 44)	1,436	282
	<u>8,960</u>	<u>12,871</u>

Government grant has been received for the purchase of certain assets of plant and equipment in the prior years. There are no unfulfilled conditions or contingencies attached to these grants.

Fair value gain on financial instruments at fair value through profit or loss relates to foreign exchange forward contracts that did not qualify for hedge accounting and embedded derivatives.

22. Cost of raw material and components consumed

Particulars	(INR in lacs)	
	31 March 2021	31 March 2020
Inventory at the beginning of the year	24,763	17,582
Add: Purchases	344,392	342,519
	<u>369,155</u>	<u>360,101</u>
Less: Sale of raw material and components	13,022	10,963
Less: Inventory at the end of the year	27,151	24,763
Cost of raw material and components consumed	<u>328,982</u>	<u>324,375</u>

23. Changes in inventories of finished goods, work in progress and stock in trade

Particulars	(INR in lacs)	
	31 March 2021	31 March 2020
Inventory at the beginning of the year		
Work in progress (a)	190	42
Spares for finished goods (b)	8,475	7,751
Finished goods (c)	63,751	47,520
Stock in trade (d)	19,038	14,199
Receivables on expected sales return (e)	3,295	1,584
	<u>94,749</u>	<u>71,096</u>
Inventory at the end of the year		
Work in progress (f)	100	190
Spares for finished goods (g)	6,807	8,475
Finished goods (h)	72,168	63,751
Stock in trade (i)	20,192	19,038
Receivables on expected sales return (j)	5,677	3,295
	<u>104,944</u>	<u>94,749</u>
(Increase)/Decrease in Inventories		
Work in progress (a-f)	90	(148)
Spares for finished goods (b-g)	1,668	(724)
Finished goods (c-h)	(8,417)	(16,231)
Stock in trade (d-i)	(1,154)	(4,839)
Receivables on expected sales return (e-j)	(2,382)	(1,711)
	<u>(10,195)</u>	<u>(23,653)</u>

NOTES TO CONSOLIDATED FINANCIAL STATEMENTS FOR THE YEAR ENDED 31 MARCH 2021

24. Employee benefits expense

(INR in lacs)

Particulars	31 March 2021	31 March 2020
Salaries, wages and bonus	58,630	53,870
Cash Incentives (refer note 13)	51	48
Contribution to provident and other funds	1,515	1,585
Employee stock option (refer note 33)	479	629
Other post employment benefits	77	75
Gratuity (refer note 32)	384	365
Staff welfare	1,853	2,391
Total	62,989	58,963

25. Depreciation and amortisation expense

(INR in lacs)

Particulars	31 March 2021	31 March 2020
Depreciation of tangible assets (refer note 3A)	12,934	11,808
Amortisation of intangible assets (refer note 4)	309	224
Depreciation of Right-of-use assets (refer note 3B)	967	900
Total	14,210	12,932

26. Other expenses

(INR in lacs)

Particulars	31 March 2021	31 March 2020
Consumption of stores and spares	498	656
Processing charges	-	283
Customer service	11,196	11,447
Power and fuel	3,477	4,214
Freight and forwarding	38,714	37,724
Rent	7,164	7,102
Rates and taxes	549	806
Insurance	630	428
Repairs and maintenance		
Plant and machinery	1,749	1,386
Buildings	940	947
Others	1,431	2,108
Corporate social responsibility (CSR) (refer details below)	1,214	1,091
Advertising and sales promotion	10,037	11,227
Royalty	5,654	5,679
Travelling and conveyance	921	3,219
Legal and professional	2,508	3,111
Technical Know-How	3,233	3,076
Directors' sitting fees	68	59
Payment to auditor (refer details below)	40	38
Loss on disposal of property, plant & equipment (net)	192	-
Exchange differences (net)	2,020	-
Allowances for doubtful debts and advances	925	177
Research expenses (refer note 28)	3,632	4,250
Fair value loss on financial instruments at fair value through profit or loss	-	2,360
Miscellaneous	3,915	6,576
Total	100,707	107,964

Fair value loss on financial instruments at fair value through profit or loss relates to foreign exchange forward contracts that did not qualify for hedge accounting and embedded derivatives.

NOTES TO CONSOLIDATED FINANCIAL STATEMENTS FOR THE YEAR ENDED 31 MARCH 2021

Payment to Auditors*		(INR in lacs)	
Particulars	31 March 2021	31 March 2020	
As auditor:			
Audit fee (Including limited review)	34	34	
In other capacity:			
Other services (certification fees)	4	2	
Reimbursement of expenses	2	2	
Total	40	38	

* Excludes applicable taxes.

Details of CSR expenditure:

		(INR in lacs)	
Particulars	31 March 2021	31 March 2020	
(a) Gross amount required to be spent by the Company during the year	1,214	1,091	
(b) Amount spent during the year ending on 31 March 2021:	In cash	Yet to be paid in cash	Total
i) Construction/acquisition of any asset	-	-	-
ii) On purposes other than (i) above	1,110	104	1,214
(b) Amount spent during the year ending on 31 March 2020:	In cash	Yet to be paid in cash	Total
i) Construction/acquisition of any asset	-	-	-
ii) On purposes other than (i) above	1,078	13	1,091

27. Finance costs

		(INR in lacs)	
Particulars	31 March 2021	31 March 2020	
Interest			
- on lease liabilities	135	150	
- on statutory obligations & MSME	297	28	
Bank charges	76	89	
Unwinding of discount due to passage of time (refer note 16)	1,026	1,718	
Total	1,534	1,985	

28. Research expenses

		(INR in lacs)	
Particulars	31 March 2021	31 March 2020	
The Company has four in-house research and development centres, which undertakes the research and development activities for the Company. Research and development costs that are not eligible for capitalisation are expensed in the period incurred and are recognised in other expenses. Breakup of such expenses are as under-			
Particulars			
Raw Materials & components, finished goods and spares consumed	1,083	1,347	
Salaries, wages and bonus	1,386	1,287	
Contribution to provident and other funds	44	47	
Other post employment benefits (refer note 32)	19	19	
Staff welfare	43	78	
Travelling and conveyance	127	337	
Depreciation and amortisation expense (refer note 3A)	211	297	
Others	719	838	
Total	3,632	4,250	

NOTES TO CONSOLIDATED FINANCIAL STATEMENTS FOR THE YEAR ENDED 31 MARCH 2021

29. Components of Other Comprehensive Income (OCI)

The disaggregation of changes to OCI in equity is shown below:

	(INR in lacs)	
	31 March 2021	31 March 2020
Re-measurement gains/(losses) on defined benefit plans (net of tax effect thereon)	115	(237)
Share of other comprehensive loss of Joint Venture (net of tax effect thereon)	(1)	(1)
	<u>114</u>	<u>(238)</u>

30. Earnings per share (EPS)

Basic EPS amounts are calculated by dividing the profit for the year attributable to equity holders of the Company by the weighted average number of Equity shares outstanding during the year.

Diluted EPS amounts are calculated by dividing the profit attributable to equity holders of the Company (after adjusting for interest on the convertible preference shares) by the weighted average number of Equity shares outstanding during the year plus the weighted average number of Equity shares that would be issued on conversion of all the dilutive potential Equity shares into Equity shares.

The following reflects the income and share data used in the basic and diluted EPS computations:

Particulars	31 March 2021	31 March 2020
Profit attributable to equity holders of the Company for basic and diluted earnings (INR in lacs)	35,183	49,019
Weighted average number of Equity shares for basic and diluted EPS	126,871,830	126,871,830
Basic and Diluted EPS (in INR)	27.73	38.64

31. Significant accounting judgements, estimates and assumptions

The preparation of the consolidated financial statements requires management to make judgements, estimates and assumptions that affect the reported amounts of revenues, expenses, assets and liabilities, and the accompanying disclosures, and the disclosure of contingent liabilities. Uncertainty about these assumptions and estimates could result in outcomes that require a material adjustment to the carrying amount of assets or liabilities affected in future periods.

Judgements

In the process of applying the Company's accounting policies, management has made the following judgements, which have the most significant effect on the amounts recognised in the consolidated financial statements.

Determining the lease term of contracts with renewal and termination options - Company as a lessee

The Company determines the lease term as the non-cancellable term of the lease, together with any periods covered by an option to extend the lease if it is reasonably certain to be exercised, or any periods covered by an option to terminate the lease, if it is reasonably certain not to be exercised.

The Company has several lease contracts that include extension and termination options. The Company applies judgement in evaluating whether it is reasonably certain whether or not to exercise the option to renew or terminate the lease. That is, it considers all relevant factors that create an economic incentive for it to exercise either the renewal or termination. After the commencement date, the Company reassesses the lease term if there is a significant event or change in circumstances that is within its control and affects its ability to exercise or not to exercise the option to renew or to terminate.

Revenue from contracts with customers

The Company applied the following judgements that significantly affect the determination of the amount and timing of revenue of contract with customers:

Determining method to estimate variable consideration and assessing the constraint:

NOTES TO CONSOLIDATED FINANCIAL STATEMENTS FOR THE YEAR ENDED 31 MARCH 2021

Certain contracts for the sale of products include a right to return and volume rebates that give rise to variable consideration. In estimating the variable consideration, the Company is required to use the most appropriate method based on which Company can predict the amount of consideration to which it will be entitled.

The Company determined that the expected value method is the most appropriate method in estimating the variable consideration for the sale of products with rights of return and volume rebates, given the large number of customer contracts that have similar characteristics.

Before including any amount of variable consideration in the transaction price, the Company considers whether the amount of variable consideration is constrained. The Company determined that the estimates of variable consideration are not constrained based on its historical experience, business forecast and the current economic condition. In addition, the uncertainty on the variable consideration will be resolved within a short time frame.

Estimates and assumptions

The key assumptions concerning the future and other key sources of estimation uncertainty at the reporting date, that have a significant risk of causing a material adjustment to the carrying amounts of assets and liabilities within the next financial year, are described below. The Company based its assumptions and estimates on parameters available when the financial statements were prepared. Existing circumstances and assumptions about future developments, however, may change due to market changes or circumstances arising that are beyond the control of the Company. Such changes are reflected in the assumptions when they occur.

Share-based payments

The Company measures the cost of equity-settled transactions with employees by ultimate holding company using a Black Scholes Options Pricing model to determine the fair value of the liability incurred. Estimating fair value for share-based payment transactions requires determination of the most appropriate valuation model, which is dependent on the terms and conditions of the grant. This estimate also requires determination of the most appropriate inputs to the valuation model including the expected life of the share option, volatility and dividend yield and making assumptions about them. For equity-settled share-based payment transactions, the liability needs to be remeasured at the end of each reporting period up to the date of settlement, with any changes in fair value recognised in the profit or loss. This requires a reassessment of the estimates used at the end of each reporting period. The assumptions and models used for estimating fair value for share-based payment transactions are disclosed in note 33.

Defined benefit plans (gratuity benefits)

The cost of the defined benefit gratuity plan and other post-employment medical benefits and the present value of the gratuity obligation are determined using actuarial valuations. An actuarial valuation involves making various assumptions that may differ from actual developments in the future. These include the determination of the discount rate, future salary increases and mortality rates. Due to the complexities involved in the valuation and its long-term nature, a defined benefit obligation is highly sensitive to changes in these assumptions. All assumptions are reviewed at each reporting date.

The parameter most subject to change is the discount rate. In determining the appropriate discount rate for plans operated, the management considers the interest rates of government bonds in currencies consistent with the currencies of the post-employment benefit obligation.

The mortality rate is based on publicly available mortality tables for the specific countries. Those mortality tables tend to change only at interval in response to demographic changes. Future salary increases and gratuity increases are based on expected future inflation rates for the respective countries. Further details about gratuity obligations are given in note 32.

Fair value measurement of financial instruments

When the fair values of financial assets and financial liabilities recorded in the balance sheet cannot be measured based on quoted prices in active markets, their fair value is measured using valuation techniques including the DCF model. The inputs to these models are taken from observable markets where possible, but where this is not feasible, a degree of judgement is required in establishing fair values. Judgements include considerations of inputs such as liquidity risk, credit risk and volatility. Changes in assumptions about these factors could affect the reported fair value of financial instruments. See note 40 and 41 for further disclosures.

Product warranties accruals

The provisions for product warranties, on account of goods sold, recorded in the balance sheet on the basis of actuarial valuations. An actuarial valuation involves making various assumptions that may differ from actual developments in the

NOTES TO CONSOLIDATED FINANCIAL STATEMENTS FOR THE YEAR ENDED 31 MARCH 2021

future. These include the determination of the discount rate and failure rates. Due to the complexities involved in the valuation and its long-term nature, a provision for product warranty is highly sensitive to changes in these assumptions. All assumptions are reviewed at each reporting date.

The parameter most subject to change is the discount rate. In determining the appropriate discount rate, the management considers the interest rates of government bonds in currencies consistent with the currencies of the product warranty provision.

The failure rate is based on actual number of calls received by the Company from customers on account of complaints. Further details about provisions for product warranties are given in note 16.

Taxes

Uncertainties exist with respect to the interpretation of complex tax regulations, changes in tax laws, and the amount and timing of future taxable income. Given the nature of business differences arising between the actual results and the assumptions made, or future changes to such assumptions, could necessitate future adjustments to tax income and expense already recorded. The Company establishes provisions, based on reasonable estimates. The amount of such provisions is based on various factors, such as experience of previous tax audits and different interpretations of tax regulations by the taxable entity and the responsible tax authority. Such differences of interpretation may arise on a wide variety of issues depending on the conditions prevailing in the respective domicile of the companies.

32. Gratuity and other post-employment benefit plans

Gratuity (being administered by a Trust) is computed as 15 days salary, for every completed year of service or part thereof in excess of 6 months and is payable on retirement/termination/resignation. The benefit vests on the employee completing 5 years of service. The Gratuity plan for the Company is a defined benefit scheme where annual contributions as demanded by the insurer are deposited, to a Gratuity Trust Fund established to provide gratuity benefits. The Trust has taken an Insurance policy, whereby these contributions are transferred to the insurer. The Company makes provision of such gratuity asset/ liability in the books of account on the basis of actuarial valuation carried out by an independent actuary.

The Company also provide certain additional retirement benefits to the employees of the Faridabad Refrigeration Operations where INR 35,000 is paid to employee on retirement. This retirement benefit is an unfunded defined benefit scheme. The Company makes provision of such liability on the basis of actuarial valuation carried out by an independent actuary.

The following tables summarise the components of net benefit expense recognised in the statement of profit or loss and the net funded status and amounts recognised in the balance sheet for the respective plans:

Additional Employee benefit	(INR in lacs)	
	31 March 2021	31 March 2020
Current service cost	3	3
Interest cost on benefit obligation	8	8
Net actuarial (gain)/loss recognised in the year	(12)	19
Net benefit (gain)/expense	(1)	30

Changes in the present value of the defined benefit obligation of additional employee benefits are as follows :

	(INR in lacs)
Defined benefit obligation at 1 April 2019	158
Interest cost	8
Service cost	3
Benefits paid	(23)
Actuarial (gains) / losses on obligation	19
Defined benefit obligation at 31 March 2020	165
Interest cost	8
Service cost	3
Benefits paid	(50)
Actuarial (gains) / losses on obligation	(12)
Defined benefit obligation at 31 March 2021	114

NOTES TO CONSOLIDATED FINANCIAL STATEMENTS FOR THE YEAR ENDED 31 MARCH 2021

Gratuity Plan

	Gratuity cost charged to the Statement of Profit and Loss					Remeasurement gains/(losses) in other comprehensive income					(INR in lacs)	
	1-Apr	Service cost	Net interest expense/(Income)	Increase (decrease) due to effect of any business combination, divestitures, transfers	Sub-total included in profit or loss (refer note 24)	Benefits paid	Return on plan assets (excluding amounts included in net interest expense)	Actuarial changes arising from changes in financial assumptions	Experience adjustments	Sub-total included in OCI	Contributions by employer	31-Mar

Changes in the defined benefit obligation and fair value of plan assets as at 31 March 2021:

Defined benefit obligation	(8,668)	(502)	(455)	(3)	(960)	1,289	-	(38)	(391)	(429)	-	(8,768)
Fair value of plan assets	8,848	-	557	-	557	(1,289)	582	-	-	582	1,289	9,987
Benefit liability	180				(403)*					153		1,219

* Includes expenses reclassified as research expenses of INR 19 lacs.

Changes in the defined benefit obligation and fair value of plan assets as at 31 March 2020:

Defined benefit obligation	(8,197)	(439)	(484)	(6)	(929)	851	-	(214)	(179)	(392)	-	(8,668)
Fair value of plan assets	7,928	-	545	-	545	(851)	75	-	-	75	1,151	8,848
Benefit liability	(269)				(384)*					(317)		180

* Includes expenses reclassified as research expenses of INR 19 lacs.

The major categories of plan assets of the fair value of the total plan assets are as follows:

	(INR in lacs)	
	31 March 2021	31 March 2020
Unquoted investments:		
Insurance Scheme Products	9,987	8,848
Total	9,987	8,848

The principal assumptions used in determining gratuity and post-employment benefit obligations for the Company's plans are shown below:

	31 March 2021	31 March 2020
	%	%
Discount rate:		
Gratuity plan	6.20	6.30
Additional Employee benefit	6.20	6.30
Future salary increases:		
Gratuity plan	6.0	6.0
Additional Employee benefit	NA	NA

NOTES TO CONSOLIDATED FINANCIAL STATEMENTS FOR THE YEAR ENDED 31 MARCH 2021

Mortality Table (LIC)

Indian Assured Lives Mortality (IALM) (2006-08) (modified) Ult.	Indian Assured Lives Mortality (IALM) (2006-08) (modified) Ult.
---	--

A quantitative sensitivity analysis for significant assumption as at 31 March 2021 and 31 March 2020 is as shown below:

Gratuity plan:

Impact on defined benefit obligation

(INR in lacs)

Assumptions Sensitivity Level	Discount rate		Future salary increases	
	0.5% increase	0.5% decrease	0.5% increase	0.5% decrease
31 March 2021	187	(196)	(195)	189
31 March 2020	154	(161)	(161)	155

The sensitivity analyses above have been determined based on a method that extrapolates the impact on defined benefit obligation as a result of reasonable changes in key assumptions occurring at the end of the reporting period.

The following payments are expected contributions to the defined benefit plan in future years:

	(INR in lacs)	
	31 March 2021	31 March 2020
Within the next 12 months (next annual reporting period)	1,483	2,854
Between 2 and 5 years	5,812	4,887
Between 5 and 10 years	4,851	3,713
Total expected payments	12,146	11,454

The average duration of the defined benefit plan obligation at the end of the reporting period is 12.58 years (31 March 2020: 12.42 years).

33. Share-based payments

The Company does not provide any share-based compensation to its employees. However, the ultimate holding company, Whirlpool Corporation, USA has provided various share-based payment schemes to employees.

A. Details of these plans are given below:

I. Employee Stock Options

A stock option gives an employee, the right to purchase shares of Whirlpool Corporation at a fixed price for a specific period of time. The grant price (or strike price) is fixed based on the closing price of Whirlpool Corporation common stock on the date of grant. Stock options vest in three equal annual installments and expire in ten years from the date they are granted.

II. Restricted Stock Units (RSU) & Performance Stock Units (PSU)

- Performance - These are the units of stock granted to employee at nil exercise price. It converts one for one shares of Whirlpool Corporation at the end of the vesting period of three years.
- Time based - These are the units of stock granted to employee at nil exercise price. It converts one for one shares of Whirlpool Corporation at the end of the vesting period in the following manner:-
 - One third of the option vests after one year, another one third vests after two years and final one third will vests after three years.
 - Vesting for one half option after two years and rest after four years.

The expense recognised for employee services received during the year is shown in the following table:

NOTES TO CONSOLIDATED FINANCIAL STATEMENTS FOR THE YEAR ENDED 31 MARCH 2021

(INR in lacs)

	31 March 2021	31 March 2020
Expense arising from equity-settled share-based payment transactions	479	629
Total expense arising from share-based payment	479	629

There were cancellations in employee stock options and restricted stock units (RSU) and performance stock units (PSU). Refer below movement for details.

Movements during the year

The following table illustrates the number and weighted average exercise prices (WAEP) of, and movements during the year:

(a) Employee Stock Option

	31 March 2021	31 March 2021	31 March 2020	31 March 2020
	Number	WAEP	Number	WAEP
Outstanding at 1 April	30,838	\$ 145.21	33,273	\$ 145.15
Granted during the year	-	-	-	-
Forfeited during the year	(140)	\$172.70	(376)	\$166.57
Exercised during the year	(6,013) ¹	\$139.70	(814) ¹	\$ 93.87
Expired during the year	(2,832)	\$166.93	(1,245)	\$170.78
Outstanding at 31 March	<u>21,853</u>	<u>\$145.54</u>	<u>30,838</u>	<u>\$ 145.21</u>
Exercisable at 31 March	21,853	\$145.54	29,535	\$ 144.02

¹The weighted average share price at the date of exercise of these options was \$ 35.60 (31 March 2020: \$ 35.27).

The weighted average remaining contractual life for the share options outstanding as at 31 March 2021 was 2.45 years (31 March 2020: 4.96 years).

The weighted average fair value of options granted during the year was \$ Nil (31 March 2020: \$ Nil).

The range of exercise prices for options outstanding at the end of the year was \$ 71.03 to \$ 213.23 (31 March 2020: \$ 71.03 to \$ 213.23).

For year ended 31 March 2021 and 31 March 2020: No options have been granted.

(b) Restricted Stock and Performance Share Units

	31 March 2021	31 March 2020
	Number of options	
Outstanding at the beginning of the year	22,688	22,421
Granted during the year	6,307	5,719
Transfer/ Expired/ Forfeited during the year	15,536	1,042
Exercised during the year	3,875	4,410
Outstanding at the end of the year	9,584	22,688

34. Commitments and contingencies**a. Leases****Operating lease commitments - Company as lessor**

The Company has entered into operating lease for a specific area of its building located at Faridabad. The lease is renewable with mutual consent of both the parties. The income recognised in the Statement of profit and loss under the head "Other Income" is INR 141 lacs (31 March 2020: INR 96 lacs).

b. Commitments

Capital work contracted but still under execution (net of advances) is estimated at INR 2,135 lacs (31 March 2020: INR 2,250 lacs).

NOTES TO CONSOLIDATED FINANCIAL STATEMENTS FOR THE YEAR ENDED 31 MARCH 2021

c. Contingent liabilities

I. Direct tax litigations

(INR in lacs)

	31 March 2021	31 March 2020
Transfer Pricing adjustments (refer note (a))	164,555	131,258
Other than transfer pricing adjustments (refer note (b))	4,882	5,634
Total*	169,437	136,892

* The above mentioned amount reflect the disputed amount and tax will be calculated at applicable rate after the cases are disposed at respective forums.

- a) For AY 2004-05 to 2005-06, the assessing officer made additions of INR Nil (31 March 2020: INR 17,703 lacs) on account of Transfer Pricing adjustment for differences between the arm's length price and prices charged/ received by the Company from associated enterprises. During FY 2020-21, the transfer pricing officer in its order has accepted the contention of the Company and as per the direction of the ITAT has computed NIL transfer pricing adjustments. However, the TPO made an apparent error in applying the direction and propose an adjustment of INR 633 Lacs. The Company is in the process of filing necessary applications to get the transfer pricing adjustment corrected.

For AY 2008-09 to 2017-18, Transfer Pricing (TP) adjustments were made by Transfer Pricing Officer/ Assessing Officer amounting to INR 154,187 lacs (31 March 2020: INR 113,555 lacs) on account of alleged excess expenditure on Advertisement, Marketing and Sales Promotion (AMP) expenses incurred by the Company for promotion of 'Whirlpool' brand owned by the holding company. During the FY 2020-21, the Company has received revised TPO order(s) for AY 2009-10 to AY 2014-15 with increase in TP adjustment for AY 2011-12 (INR 29,445 Lacs) and AY 2012-13 (INR 25,636 Lacs). The revised TPO orders for AY 2009-10, 2010-11, 2012-13, 2013-14 and 2014-15 was challenged by the Company by filing a Writ petition before the Hon'ble Delhi High Court. The Hon'ble Delhi High Court granted stay on the operations of the Orders pending the outcome of the decision of the Special Leave Petition filed by the Tax Department with Hon'ble Supreme Court. For AY 2011-12, the TPO has made the addition erroneously. The Company has filed a rectification application before the TPO to get the necessary correction done. The Tax Department has challenged the order of the Hon'ble High Court for A.Y 2008-09 by filing Special Leave Petition (SLP) before the Hon'ble Supreme Court. Accordingly, the final consequence of TP adjustments involved for A.Y. 2008-09 to AY 2016-17 on account of AMP expenses adjustments will depend on the acceptance / outcome of the pending SLP of Tax Department for A.Y 2008-09. During the FY 2020-21, the company had also received a final assessment order for AY 2016-17 with TP adjustments of INR 6,152 Lacs and Non TP adjustments of INR 697 Lacs and for AY 2017-18 with transfer pricing adjustment of INR 11,579 lacs. For AY 2016-17, the company has filed an appeal before the Income Tax Appellate Tribunal (ITAT) and for AY 2017-18, draft assessment order is awaited from Assessing officer.

- b) In the Income-tax assessments for preceding assessment years, the Assessing Officer has made disallowances of various expenses. These matters pertain to AY 1994-95 to 2016-17.

All of the above mentioned matters are pending with various judicial/appellate authorities including Dispute Resolution Panel, CIT(Appeals), Income Tax Appellate Tribunal, High court and Supreme court. For some of the matters, judicial/appellate authorities have decided the cases in favor of the Company. However, these are being contested again by the Department of Income tax.

The Company believes that it has merit in these cases and it is only possible, but not probable, that these cases may be decided against the Company. Hence, these have been disclosed as contingent liability and no provision for any liability has been deemed necessary in the financial statements.

NOTES TO CONSOLIDATED FINANCIAL STATEMENTS FOR THE YEAR ENDED 31 MARCH 2021**II. Other litigations**

(INR in lacs)

Particulars	31 March 2021	31 March 2020
i. Claims against the Company not acknowledged as debts:		
These claims are in respect of various cases filed by ex-employees, consumers and trade partners. The legal proceedings are ongoing and therefore it is not practicable to state the timing of any payment. The management is of the opinion that it is possible, but not probable, that the action will succeed and accordingly no provision for any liability has been recognised in these financial statements.	578	620
ii. Others - Pending litigations		
- Excise duty and service tax	1	18
- Sales tax/ value added tax assessments	1,187	840
In view of large number of cases, it is not practicable to disclose individual details of all the cases. On the basis of current status of individual case and as per legal advice obtained by the Company, wherever applicable, the Company is confident of winning the above cases and is of view that no provision is required in respect of these litigations. The Company has also submitted bank guarantees with respective government authorities towards some of these pending litigations which have been included in point (d) below.		

III. Other Contingency

(INR in lacs)

Particulars	31 March 2021	31 March 2020
i. Letter of credits with bank	21,606	16,265
ii. Bank Guarantees for performance commitment (excluding financial guarantees given to Government Authorities).	398	398
IV. Government of India - Ministry of Environment, Forest and Climate Change amended the E-Waste (Management) Rules 2016 and issued E-Waste (Management) Amendment Rules, 2018 ("E-waste Rules"). As per the E-Waste Rules, Companies dealing in certain categories of products as specified therein are required to undertake specific activities to channelize a specified quantity of E-Waste.		
Based on the estimates made by the management in accordance with the relevant provisions of the E-Waste rules, the Company was required to channelize 27,212 MT (31 March 2020 : 24,600 MT) of E-waste out of which 27,225 MT (31 March 2020 : 24,609 MT) has been channelised during the year.		

d. Financial guarantees

Bank Guarantees given to Government Authorities for various tax litigations amounts to INR 954 lacs (31 March 2020: INR 1,296 lacs).

NOTES TO CONSOLIDATED FINANCIAL STATEMENTS FOR THE YEAR ENDED 31 MARCH 2021

35. Related party transactions

Following are the Related Parties and transactions entered with related parties for the relevant financial year:

Key Management Personnel	<ol style="list-style-type: none"> 1. Mr. Arvind Uppal, Chairman 2. Mr. Vishal Bhola, Managing Director (w.e.f 04 April, 2020) 3. Mr. Sunil D'Souza, Managing Director (till 03 April, 2020) 4. Mr. Anil Berera, Non-Executive Director (Executive Director till 31 Decemeber, 2019) 5. Mr. AHB Narayana Reddy, Executive Director 6. Mrs. Roopali Singh, Company Secretary 7. Mr. Aditya Jain, Chief Financial Officer (w.e.f 01 September, 2020) 8. Mr. Yatin Malhotra, Chief Financial Officer (till 31 August, 2020) 9. Mrs. Sonu Bhasin, Independent Director 10. Mr. Pradeep Jyoti Banerjee Independent Director (w.e.f 19 June, 2019) 11. Mr. Rahul Bhatnagar Independent Director (w.e.f 19 June, 2019) 12. Mr. Sanjiv Verma, Independent Director (till 19 June, 2019) 13. Mr. Anand Bhatia, Independent Director (till 19 June, 2019)
Parties having direct or indirect control over the Company	<ol style="list-style-type: none"> 1. Whirlpool Corporation (Ultimate Holding Company) 2. Whirlpool Mauritius Limited (Holding Company)
Group Companies / Enterprise where common control exists and with whom transactions have taken place during the year.	<ol style="list-style-type: none"> a. Whirlpool S.A. b. Whirlpool Southeast Asia Pte c. Whirlpool (Hong Kong) Limited d. Whirlpool (China) Investment Co. Ltd. e. Guangdong Whirlpool Electrical Appliances Co. Ltd. f. Whirlpool Product Development (Shenzhen) Co. Ltd. g. Whirlpool (Australia) Pty Limited h. Whirlpool Asia LLP i. Whirlpool Europe S.R.L. j. Whirlpool South Africa (Pty) Ltd. k. Beijing Embraco Snowflake Compressor Co. Ltd. (till June, 2019) l. Whirlpool EMEA S.p.a m. Whirlpool Maroc s.a.r.l n. Whirlpool (Taiwan) Co. Ltd o. Whirlpool Slovakia Spol s.r.o p. Whirlpool Properties Inc. q. Whirlpool Microwave Products Development Limited r. Whirlpool France S.A.S. s. Whirlpool Overseas Hong Kong Ltd. t. Indesit Company Polska Sp.z.oo. u. Whirlpool (China) Co. Ltd v. Whirlpool Argentina S.A w. Kitchen Aid Australia Pty Ltd. x. Kitchen Aid Trading Co. Ltd. y. Whirlpool Company Polska z. Joint Stock Company Indesit In aa. Indesit Company Beyaz Esya Sanay
Companies where Joint control exists and with whom transaction have taken place during the year	<ol style="list-style-type: none"> 1. Elica PB India Private Limited
Entities under Significant influence of Key management personnel	<ol style="list-style-type: none"> 1. Whirlpool of India Gratuity Fund 2. Whirlpool of India Superannuation Scheme

NOTES TO CONSOLIDATED FINANCIAL STATEMENTS FOR THE YEAR ENDED 31 MARCH 2021

Particulars	Ultimate Holding Company/ Holding Company (INR in Lacs)		Enterprises under common control (INR in Lacs)		Companies where Joint control exists (INR in Lacs)		Entities under Significant influence of Key management personnel (INR in Lacs)	
	31 March 2021	31 March 2020	31 March 2021	31 March 2020	31 March 2021	31 March 2020	31 March 2021	31 March 2020
A) Transactions								
(1) Purchase of raw materials, spare parts (net of returns) and services								
- Whirlpool Corporation	12	23	-	-	-	-	-	-
- Whirlpool (China) Co. Ltd.	-	-	2,155	1,479	-	-	-	-
- Whirlpool Asia LLP	-	-	892	951	-	-	-	-
- Others	-	-	55	958	-	-	-	-
Total	12	23	3,102	3,388	-	-	-	-
(2) Purchase of trading goods (net of returns)								
- Whirlpool Corporation	144	240	-	-	-	-	-	-
- Whirlpool EMEA S.p.a.	-	-	272	417	-	-	-	-
- Whirlpool (China) Co., Ltd	-	-	886	701	-	-	-	-
- Whirlpool Microwave Products Development Limited	-	-	347	292	-	-	-	-
- Whirlpool Slovakia Spol Sro	-	-	1,066	642	-	-	-	-
- Elica PB India Private Limited	-	-	-	-	1,191	793	-	-
- Whirlpool Company Polska	-	-	419	493	-	-	-	-
- Joint Stock Company Indesit In	-	-	446	439	-	-	-	-
- Others	-	-	6	-	-	-	-	-
Total	144	240	3,442	2,984	1,191	793	-	-
(3) Sale of manufactured goods (net of returns)								
- Whirlpool Corporation	-	19	-	-	-	-	-	-
- Whirlpool Southeast Asia Pte	-	-	4,024	2,375	-	-	-	-
- Whirlpool EMEA S.p.a.	-	-	909	987	-	-	-	-
- Whirlpool (Australia) Pty Limited.	-	-	304	316	-	-	-	-
- Elica PB India Private Limited	-	-	-	-	1,817	1,283	-	-
- Others	-	-	1	93	-	-	-	-
Total	-	19	5,238	3,771	1,817	1,283	-	-
(4) Reimbursement of expenses incurred on behalf of the parties by Company								
- Whirlpool Corporation	278	1,568	-	-	-	-	-	-
- Whirlpool Asia LLP	-	-	184	211	-	-	-	-
- Others	-	-	228	356	-	-	-	-
Total	278	1,568	412	567	-	-	-	-
(5) Reimbursement of expenses incurred on behalf of the Company by parties								
- Whirlpool Corporation	80	173	-	-	-	-	-	-
- Whirlpool Asia LLP	-	-	-	-	-	-	-	-
- Whirlpool (China) Co. Ltd.	-	-	-	142	-	-	-	-
- Others	-	-	1	4	-	-	-	-
Total	80	173	1	146	-	-	-	-
(6) Purchase of SEIS License								
- Whirlpool Asia LLP	-	-	492	-	-	-	-	-
Total	-	-	492	-	-	-	-	-
(7) Sale of services								
- Whirlpool Corporation	14,666	13,812	-	-	-	-	-	-
- Others	-	-	2,524	3,329	-	-	-	-
Total	14,666	13,812	2,524	3,329	-	-	-	-

NOTES TO CONSOLIDATED FINANCIAL STATEMENTS FOR THE YEAR ENDED 31 MARCH 2021

(8)	Royalty fee (Brand Assistance)								
	- Whirlpool Properties Inc.	-	-	5,654	5,679	-	-	-	-
	Total	-	-	5,654	5,679	-	-	-	-
(9)	Technical know-how fee (Brand Assistance)								
	- Whirlpool Corporation	3,233	3,076	-	-	-	-	-	-
	Total	3,233	3,076	-	-	-	-	-	-
(10)	Contributions made by the Company								
	- Whirlpool of India Limited Gratuity Fund	-	-	-	-	-	-	-	300
	- Whirlpool of India Superannuation Scheme	-	-	-	-	-	-	46	66
	Total	-	-	-	-	-	-	46	366
(11)	Dividend paid during the year								
	Whirlpool Mauritius Limited	4,758	4,758	-	-	-	-	-	-
	Total	4,758	4,758	-	-	-	-	-	-
(12)	Redemption of Investment in unquoted debt securities*								
	- Whirlpool Corporation	-	13,712	-	-	-	-	-	-
	- Whirlpool S.A.	-	-	32,030	-	-	-	-	-
	Total	-	13,712	32,030	-	-	-	-	-
(13)	Interest income on unquoted debt securities								
	- Whirlpool Corporation	-	355	-	-	-	-	-	-
	- Whirlpool S.A.	-	-	655	1,373	-	-	-	-
	Total	-	355	655	1,373	-	-	-	-
B)	Balance outstanding at the year end:								
	Trade receivables*								
	- Whirlpool Corporation	2,296	356	-	-	-	-	-	-
	- Whirlpool Southeast Asia Pte	-	-	441	250	-	-	-	-
	- Whirlpool Overseas Hong Kong Ltd.	-	-	279	284	-	-	-	-
	- Elica PB India Private Limited	-	-	-	-	976	455	-	-
	- Whirlpool (Taiwan) Co. Ltd	-	-	-	474	-	-	-	-
	- Others	-	-	811	611	-	-	-	-
	Total	2,296	356	1,531	1,619	976	455	-	-
	Trade payables*								
	- Whirlpool Corporation	1,005	825	-	-	-	-	-	-
	- Whirlpool Properties Inc.	-	-	1,571	1,137	-	-	-	-
	- Whirlpool EMEA S.p.a.	-	-	273	323	-	-	-	-
	- Whirlpool Slovakia Spol s.r.o	-	-	545	129	-	-	-	-
	- Whirlpool (China) Co. Ltd.	-	-	1,302	427	-	-	-	-
	- Elica PB India Private Limited	-	-	-	-	226	36	-	-
	- Others	-	-	613	274	-	-	-	-
	Total	1,005	825	4,304	2,290	226	36	-	-
	Investment in unquoted debt securities*								
	- Whirlpool S.A.	-	-	-	32,030	-	-	-	-
	Total	-	-	-	32,030	-	-	-	-
	Investment in unquoted equity shares								
	- Elica PB India Private Limited #	-	-	-	-	16,244	16,244	-	-
	Total	-	-	-	-	16,244	16,244	-	-
	Interest receivable on unquoted debt securities								
	- Whirlpool S.A.	-	-	-	793	-	-	-	-
	Total	-	-	-	793	-	-	-	-

* Exclusive of reinstatement due to exchange fluctuation.

The amount does not include the cost incurred by the Company at time of acquisition of shares which has been reported in the total investment amount in the financial statements.

NOTES TO CONSOLIDATED FINANCIAL STATEMENTS FOR THE YEAR ENDED 31 MARCH 2021**Terms and conditions of transactions with related parties**

All the above mentioned transactions with the related parties are made on terms equivalent to those that prevail in arm's length transactions. Outstanding balances at the year-end are unsecured and interest free and settlement occurs in cash.

There have been no guarantees provided or received for any related party receivables or payables other than the letter of comfort which has been given by the ultimate holding company, Whirlpool Corporation, to respective banks against bank overdraft, cash credit, letter of credit etc. facilities provided to the Company.

Transactions with key management personnel**Compensation of key management personnel of the Company****(INR in lacs)**

	31 March 2021	31 March 2020
Short-term employee benefits	672	1,250
Post-employment benefits	12	27
Other long-term benefits	4	23
Share-based payment	214	291
Director sitting fees	68	59
Total	970	1,650

The amounts disclosed above are the amounts recognised as an expense during the reporting period related to key management personnel.

36. Segment information

The Company's operations predominantly comprise of only one segment i.e. Home Appliances. The management also reviews and measures the operating results taking the whole business as one segment and accordingly, makes decision about resource allocation. In view of the same, separate segmental information is not required to be given as per the requirements of Ind AS 108 on "Operating Segments".

Geographical Information**(INR in lacs)**

	31 March 2021	31 March 2020
Revenue from external customers		
Sale of Products		
Within India	556,359	567,154
Outside India	14,685	11,724
Total	571,044	578,878

(INR in lacs)

	31 March 2021	31 March 2020
Sale of Services		
Within India	1,604	2,142
Outside India	17,190	17,141
Total	18,794	19,283

The revenue information above is based on the locations of the customers.

Non-current operating assets

The Company has common non-current operating assets for domestic as well as overseas market. Hence, separate figures for these assets are not required to be furnished.

NOTES TO CONSOLIDATED FINANCIAL STATEMENTS FOR THE YEAR ENDED 31 MARCH 2021

37. Details of dues to micro and small enterprises as defined under the MSMED Act, 2006:-

(INR in lacs)

Particulars	31 March 2021	31 March 2020
The Principal amount and the Interest due thereon remaining unpaid to any supplier as at the end of each accounting year		
Principal Amount	1,991	1,864
Interest due on above	-	27
Interest paid by the buyer in terms of section 16, of the Micro Small and Medium Enterprise Development Act, 2006 along with the amounts of the payment made to the supplier beyond the appointed day during each accounting year	-	11
Amount of interest due and payable for the period of delay in making payment (which have been paid but beyond the appointed day during the year) but without adding the interest specified under Micro Small and Medium Enterprise Development Act, 2006.	24	16
Amount of interest accrued and remaining unpaid at the end of each accounting year	51	27
Amount of further interest remaining due and payable even in the succeeding years, until such date when the interest dues as above are actually paid to the small enterprise for the purpose of disallowance as a deductible expenditure under section 23 of the Micro Small and Medium Enterprise Development Act, 2006	51	27

38. Hedging activities and derivatives

Derivatives not designated as hedging instruments

The Company uses foreign exchange forward contracts to manage some of its transaction exposures. The foreign exchange forward contracts are not designated as hedge instrument and are entered into for periods consistent with foreign currency exposure of the underlying transactions, generally for the following period:

- From one to five months in case of vendor payments
- From one to three years in case of investment in senior notes (including interest).

39. Fair values

The management assessed that cash and cash equivalents, trade receivables, loans, other receivables, trade payables and other current liabilities approximate their carrying amounts largely due to the short-term maturities of these instruments.

The loss allowance on the financial assets are disclosed in note 5 as at 31 March 2021: INR 156 lacs (31 March 2020: INR 19 lacs) provided in the books on account of uncertainty of recoverability for the amount.

The fair value of the financial assets and liabilities is included at the amount at which the instrument could be exchanged in a current transaction between willing parties, other than in a forced or liquidation sale. The following methods and assumptions were used to estimate the fair values:

Security Deposits disclosed under loans are evaluated by the Company based on parameters such as interest rates, risk factors, risk characteristics and individual creditworthiness of the counterparty. Based on this evaluation, allowance are taken into account for the expected credit losses of these security deposits.

NOTES TO CONSOLIDATED FINANCIAL STATEMENTS FOR THE YEAR ENDED 31 MARCH 2021**40. Fair values hierarchy**

The following table provides the fair value measurement hierarchy of the Company's assets and liabilities.

Quantitative disclosures fair value measurement hierarchy for assets as at 31 March 2021:

Particulars	Date of valuation	Fair value measurement using			
		Total	Quoted prices in active markets (Level 1)	Significant observable inputs (Level 2)	Significant unobservable inputs (Level 3)
INR in lacs					
Financial assets measured at fair value through profit & loss					
Derivatives Financial Instrument	31 March 2021	-	-	-	-
Financial assets measured at amortised cost:					
Investment	31 March 2021	20,737	-	-	20,737
Loans and deposits		2,683	-	-	2,683
Bank Deposits		15	-	-	15
Interest accrued on bank deposits and investment		145	-	-	145
Insurance claim receivable		1,242	-	-	1,242
Trade receivables		37,897	-	-	37,897
Cash and cash equivalents		206,046	-	-	206,046
Other bank balances		272	-	-	272

Particulars	Date of valuation	Fair value measurement using			
		Total	Quoted prices in active markets (Level 1)	Significant observable inputs (Level 2)	Significant unobservable inputs (Level 3)
INR in lacs					
Financial liabilities carried at amortised costs					
Trade payables	31 March 2021	166,037	-	-	166,037
Other financial liabilities		5,899	-	-	5,899

NOTES TO CONSOLIDATED FINANCIAL STATEMENTS FOR THE YEAR ENDED 31 MARCH 2021

Quantitative disclosures fair value measurement hierarchy for assets as at 31 March 2020:

Particulars	Date of valuation	Fair value measurement using			
		Total	Quoted prices in active markets (Level 1)	Significant observable inputs (Level 2)	Significant unobservable inputs (Level 3)
		INR in lacs			
Financial assets measured at fair value through profit & loss					
Derivatives Financial Instrument	31 March 2020	795	-	795	-
Financial assets measured at amortised cost:					
Investment	31 March 2020	56,715	-	-	56,715
Loans and deposits		2,486	-	-	2,486
Bank Deposits		11	-	-	11
Interest accrued on bank deposits and investment		1,268	-	-	1,268
Insurance claim receivable		-	-	-	-
Trade receivables		32,167	-	-	32,167
Cash and cash equivalents		127,416	-	-	127,416
Other bank balances		985	-	-	985

Particulars	Date of valuation	Fair value measurement using			
		Total	Quoted prices in active markets (Level 1)	Significant observable inputs (Level 2)	Significant unobservable inputs (Level 3)
		INR in lacs			
Financial liabilities carried at amortised costs					
Trade payables	31 March 2020	143,108	-	-	143,108
Other financial liabilities		3,219	-	-	3,219

41. Financial risk management objectives and policies

The Company's principal financial liabilities, other than derivatives, comprise trade and other financial liability. The main purpose of these financial liabilities is to finance the Company's operations and to provide guarantees to support its operations. The Company's principal financial assets include loans, trade and other receivables, and cash and cash equivalents that derive directly from its operations. The Company also enters into derivative transactions.

The Company is exposed to market risk, credit risk and liquidity risk. The Company's senior management oversees the management of these risks and also ensure that the Company's financial risk activities are governed by appropriate policies and procedures and that financial risks are identified, measured and managed in accordance with the Company's policies and risk objectives. All derivative activities for risk management purposes are carried out by specialist teams that have the appropriate skills, experience and supervision. It is the Company's policy that no trading in derivatives for speculative purposes may be undertaken.

NOTES TO CONSOLIDATED FINANCIAL STATEMENTS FOR THE YEAR ENDED 31 MARCH 2021

The Board of Directors reviews and agrees policies for managing each of these risks, which are summarised below:

A. Market risk

Market risk is the risk that the fair value of future cash flows of a financial instrument will fluctuate because of changes in market prices. Market risk comprises three types of risk: interest rate risk, currency risk and other price risk, such as commodity risk. Financial instruments affected by market risk include deposits and derivative financial instruments.

The sensitivity analysis in the following sections relate to the position as at 31 March 2021 and 31 March 2020.

The analysis exclude the impact of movements in market variables on the carrying values of gratuity, other post-retirement obligations and provisions.

The sensitivity of the relevant profit and loss item is the effect of the assumed changes in the respective market risks. This is based on the financial assets and financial liabilities held as of 31 March 2021 and 31 March 2020.

a. Interest rate risk

Interest rate risk is the risk that the fair value or future cash flows of a financial instrument will fluctuate because of changes in market interest rates. The Company's exposure to the risk of changes in market interest rates relates primarily to the overdraft, letter of credit, cash credit etc. facilities provided by the respective banks to the Company carrying variable interest rates.

Since, the Company has not availed any long-term credit facilities, therefore there is no need for the Company to enter into hedge contract to mitigate the possible exposure risk.

b. Foreign currency risk

Foreign currency risk is the risk that the fair value or future cash flows of an exposure will fluctuate because of changes in foreign exchange rates. The Company's exposure to the risk of changes in foreign exchange rates relates primarily to the Company's operating activities (when revenue or expense is denominated in a foreign currency).

The Company manages its foreign currency risk by hedging transactions that are expected to occur within a maximum period of three month for hedges of forecasted purchases and a maximum period of three year period for hedges of forecasted cash inflow relating to senior notes (including interest).

When a derivative is entered into for the purpose of being a hedge, the Company negotiates the terms of those derivatives to match the terms of the hedged exposure. For hedges of forecast transactions, the derivatives cover the period of exposure from the point the cash flows of the transactions are forecasted up to the point of settlement of the resulting receivable or payable that is denominated in the foreign currency.

Foreign currency sensitivity

The following tables demonstrate the sensitivity to a reasonably possible change in USD and Euro exchange rates, with all other variables held constant. The impact on the Company's profit before tax is due to changes in the fair value of monetary assets and liabilities.

The Company's exposure to foreign currency changes for all other currencies is not material.

Foreign currency sensitivity**(INR in lacs)**

Currency	%	31 March 2021	%	31 March 2020
USD	2%	(802)	4%	392
	(2%)	802	(4%)	(392)
Euro	5%	(39)	4%	-
	(5%)	39	(4%)	-

c. Commodity price risk

The Company is affected by the price volatility of certain commodities. Its operating activities require the ongoing purchase and manufacture of various electronic parts which consist of copper element and therefore require a continuous supply of the same. However, due to the non-significant movement in the prices of the copper, the Company has not entered into any forward contracts for commodity hedging purpose.

NOTES TO CONSOLIDATED FINANCIAL STATEMENTS FOR THE YEAR ENDED 31 MARCH 2021

B. Credit risk

Credit risk is the risk that counterparty will not meet its obligations under a financial instrument or customer contract, leading to a financial loss. The Company is exposed to credit risk from its operating activities (primarily trade receivables) and from its financing activities, including deposits with banks and financial institutions, foreign exchange transactions and other financial instruments.

a. Trade receivables

Customer credit risk is managed subject to the Company's established policy, procedures and control relating to customer credit risk management. Credit quality of a customer is assessed based on an extensive credit rating scorecard and individual credit limits are defined in accordance with this assessment. Outstanding customer receivables are regularly monitored and balances of customers are not covered by letters of credit or other forms of credit insurance.

An impairment analysis is performed at each quarter end on an individual basis for major customers. In addition, a large number of minor receivables are grouped into homogenous groups and assessed for impairment collectively. The maximum exposure to credit risk at the reporting date is the carrying value of each class of financial assets disclosed in note 8. The Company does not hold collateral as security. The Company evaluates the concentration of risk with respect to trade receivables as low, as its customers are located in several jurisdictions and industries and operate in largely independent markets.

b. Financial instruments and cash deposits

Credit risk from balances with banks and financial institutions is managed by the Company's treasury department in accordance with the Company's policy. Investments of surplus funds are made only with approved banks and within limits assigned to each bank by the ultimate holding company.

The Company's maximum exposure to credit risk for the components of the balance sheet at 31 March 2021, 31 March 2020 is the carrying amounts as illustrated in note 9 except for financial guarantees. The Company's maximum exposure relating to financial guarantees is noted in note 34.

Liquidity risk

The Company monitors its risk of a shortage of funds through fund management exercise at regular intervals.

The table below summarises the maturity profile of the Company's financial liabilities based on contractual undiscounted payments.

	Less than 1 year	More than 1 year	Total
	INR in lacs	INR in lacs	INR in lacs
Year ended 31 March 2021			
Trade Payables	165,706	331	166,037
Other financial liabilities	2,012	3,887	5,899
	167,718	4,218	171,936
Year ended 31 March 2020			
Trade Payables	142,915	193	143,108
Other financial liabilities	1,747	1,472	3,219
	144,662	1,665	146,327

42. Capital management

For the purpose of the Company's capital management, capital includes issued equity capital, share premium and all other equity reserves attributable to the equity holders of the Company. The primary objective of the Company's capital management is to maximise the shareholder value.

The Company manages its capital structure and makes adjustments in light of changes in economic conditions and the requirements of the financial covenants, if any. To maintain or adjust the capital structure, the Company reviews the fund management at regular intervals and take necessary actions to maintain the requisite capital structure.

NOTES TO CONSOLIDATED FINANCIAL STATEMENTS FOR THE YEAR ENDED 31 MARCH 2021

No changes were made in the objectives, policies or processes for managing capital during the years ended 31 March 2021 and 31 March 2020.

43. The management has made an assessment of the impact of COVID-19 on the Company's operations, financial performance and position as at and for the year ended 31 March 2021 and has concluded that there is no impact which is required to be recognised in the financial statements. Accordingly, no adjustments have been made to the financial statements.
44. During the year, inventories of INR 1,392 lacs (including GST) were destroyed on account of fire incident in Banur, Zirakpur warehouse of the Company. These assets were fully insured and the Company had filed the claim of INR 1,242 Lakhs and the process of sale of damaged goods has been initiated. The Company basis the submissions made with the insurance Company is assured that the entire value of loss will be recovered through the insurance claim and has accordingly recorded the claim so filed as insurance claim receivable.

45. Interest in Other Entities**(a) Summary of Financial information of Joint Venture**

During the year 2018-19, the Company had acquired 49% of the issued and paid up share capital of Elica PB India Private Limited (Elica). Elica is primarily engaged in the manufacture, assembly and trading of extensive range of kitchen appliances such as Kitchenhood, gashobs, cooktop and others. Elica is a private entity that is not listed on any public exchange.

The following table illustrates the summarised financial information of the Company's investment in Elica PB India Private Limited:

	31 March 2021 (INR lacs)	31 March 2020 (INR lacs)
Current Assets	21,607	14,441
Non-current Assets*	32,419	32,725
Current Liabilities	8,687	4,765
Non-current Liabilities*	5,014	5,864
Equity	40,325	36,537
Proportion of the Company's ownership	49%	49%
Carrying amount of investment	19,578	17,903
Acquisition related expenses	979	979
Total Carrying amount	20,737	18,882

- * The financial information includes intangible assets and goodwill amount identified by the Company at the time of purchase price allocation (PPA) on the date of investment.

	For the year ended 31 March 2021 (INR lacs)	For the year ended 31 March 2020 (INR lacs)
Revenue	30,907	28,306
Other income	416	290
Cost of raw material consumed	16,761	14,796
Employee benefits expense	3,111	2,513
Other expenses	4,168	5,578
Depreciation and amortization	822	694
Finance costs	254	204
Profit before tax	6,207	4,811
Income tax expense	1,600	1,156
Profit for the year	4,607	3,655

NOTES TO CONSOLIDATED FINANCIAL STATEMENTS FOR THE YEAR ENDED 31 MARCH 2021

Other Comprehensive Income (net of taxes)	(1)	(2)
Total Comprehensive Income for the period	4,606	3,653
Amortisation of Intangible assets (net of taxes)	(818)	(818)
Derived Profit for consolidation	3,788	2,835
Company's share of profit for the year	1,856	1,389

The Company has an agreement with its joint venture that the profits of the joint venture will not be distributed until it obtains the consent of the Company. The parent does not foresee giving such consent at the reporting date.

The joint venture had contingent liabilities of INR Nil (31 March 2020: INR Nil lacs) and capital commitments Nil (31 March 2020: Nil)

(b) Interest in Joint venture company consolidated using equity method of accounting

Name of Company	Country of Incorporation	% of ownership interest 31 March 2021	Quoted fair value 31 March 2021	Carrying amount 31 March 2021	Carrying amount 31 March 2020
Elica PB India Private Limited	India	49%	*	20,737	18,882

* Unlisted Entity- no quoted price available.

46. Following are the reclassifications made in the previous year figures to make them comparable/ better presentation with the current year figures.

Particulars	31 March 2020 (Revised)	31 March 2020 (Published)	Nature
Assets			
Non-Current assets			
Non-current tax assets (net)	4,683	-	Reclassification items
Other non-current assets	3,419	8,102	Reclassification items
Current assets			
Inventories	116,594	119,889	Reclassification items
Financial assets			
i) Trade receivables	32,167	28,160	Reclassification items
Other current assets	14,447	11,152	Reclassification items
Current liabilities			
Other liabilities	11,570	7,563	Reclassification items

As per our report of even date

For **MSKA & Associates**
Chartered Accountants
ICAI Firm Registration Number: 105047W

Manish P Bathija
Partner
Membership No. 216706

Place of Signature : Gurugram
Date : 15 June, 2021

For and on behalf of the Board of Directors of
Whirlpool of India Limited

Arvind Uppal
Chairman
DIN:00104992

Aditya Jain
Chief Financial Officer

Vishal Bhola
Managing Director
DIN: 08668079

Roopali Singh
Company Secretary

**Statement containing the salient features of the financial statements of
subsidiaries/associate companies/joint ventures**

(Pursuant to first proviso to sub-section 3 of section 129 read with Rule 5 of Companies (Accounts) Rules, 2014)

**Part "A": Subsidiaries
Not Applicable**

**Part "B:" Associates and Joint Ventures
Statement pursuant to Section 129 (3) of the Companies Act, 2013 related
to Associate Companies and Joint Ventures**

(INR in lacs)

Name of Associates/Joint Ventures		Elica PB India Pvt Ltd
1	Latest audited Balance Sheet Date	31/March/2021
2	Shares of Associate/Joint Ventures held by the company on the year end No.	2,368,997
	Amount of Investment in Associates/Joint Venture	17,222
	Extend of Holding %	49%
3	Description of how there is significant influence	Shareholding pattern
4	Reason why the associate/joint venture is not consolidated	Consolidated using Equity method
5	Net Worth attributable to Shareholding as per latest audited Balance Sheet	6,976.62
6	Profit / Loss for the year*	
	i. Considered in Consolidation	1,856
	ii. Not Considered in Consolidation	1,931

* Refer Note No. 45(Interest in Other Entities) of the Consolidated Financial Statements for details

- Names of associates or joint ventures which are yet to commence operations: Not Applicable
- Names of associates or joint ventures which have been liquidated or sold during the year: Not Applicable

For and on behalf of the Board of Directors
Of **Whirlpool of India Limited**

Arvind Uppal
Chairman
DIN:00104992

Vishal Bhola
Managing Director
DIN:08668079

Aditya Jain
Chief Financial Officer

Roopali Singh
Company Secretary

Place : Gurugram
Date : 15/06/2021



WHIRLPOOL OF INDIA LIMITED


Corporate Office: Plot No. 40, Sector - 44, Gurugram - 122002
For inquiries, please call us at: 1800-208-1800 (Toll-free)

www.whirlpoolindia.com




For disposal of e-waste generated,
kindly call @ 1800-208-1800

E-WASTE

 /whirlpoolIndiaOfficial

 /whirlpool_india

 whirlpool_india

 /whirlpoolinindia

For disposal of e-waste generated at the maximum usage of your Whirlpool product, you may kindly call us at: 1800-208-1800 (Toll Free). For bulk/corporate enquires, please contact us at corporate@whirlpool.com © 2021 All Rights Reserved. Whirlpool is a registered trademark of Whirlpool Properties Inc. and is used under license.

NOTICE OF THE ANNUAL GENERAL MEETING

Whirlpool of India Limited

CIN- L29191PN1960PLC020063

Regd. Office- A-4, MIDC, Ranjangaon, Taluka- Shirur, Dist: Pune-412220

www.whirlpoolindia.com

Tel No:- 02138-660100, Fax no: 02138-232376

Email: investor_contact@whirlpool.com

Dear Members,

Invitation to attend the 60th Annual General Meeting on Tuesday, August 17, 2021

Members are invited to attend the Sixtieth Annual General Meeting of the Company to be held on Tuesday, August 17, 2021 at 11:00 AM IST through Video Conferencing/Other Audio Video Means (VC/OAVM). The notice convening the Annual General Meeting (AGM) is attached herewith. In order to enable ease of participation of the Members, the key details and timelines with respect to AGM are provided below for your reference:

S. No.	Particulars	Details
1.	Link for live webcast of the AGM	www.whirlpoolindia.com
2.	Link for remote e-voting	Members may refer to the instructions provided under "Procedure for E-Voting" section in the subsequent pages of the Notice
3.	Helpline number for VC participation	1800 1020 990 and 1800 22 4430
4.	Cut-off date for e-voting	Tuesday, August 10, 2021
5.	Time period for remote e-voting	Starts from 09:00 AM on Friday, August 13, 2021 and ends at 05:00 PM on Monday, August 16, 2021
6.	Book closure dates	Monday, August 02, 2021 to Saturday, August 07, 2021 (both days inclusive)
7.	Link for members to temporarily update email address	https://web.linkintime.co.in//emailreg//email_register.html Annual_Report-2019-2020_Final.pdf
8.	Last date for submission of TDS exemption documents	August 01, 2021
9.	Link for submission of TDS exemption documents	https://web.linkintime.co.in/formsreg/submission-of-form-15g-15h.html
10.	Last date for publishing results of the e-voting	Thursday, August 19, 2021
11.	Registrar and Share Transfer Agent contact details	Link Intime India Private Limited, Noble Heights, 1 st Floor, Plot NH 2,C-1 Block LSC, Near Savitri Market, Janakpuri, New Delhi - 110058 Tel. No. 91-11-41410- 592, 593, 594 Email: delhi@linkintime.co.in

NOTICE OF THE ANNUAL GENERAL MEETING

Whirlpool of India Limited

CIN- L29191PN1960PLC020063

Regd. Office- A-4, MIDC, Ranjangaon, Taluka- Shirur, Dist: Pune-412220

www.whirlpoolindia.com

Tel No:- 02138-660100, Fax no: 02138-232376

Email: investor_contact@whirlpool.com

Notice is hereby given that the Sixtieth Annual General Meeting (AGM) of the Members of Whirlpool of India Limited will be held on Tuesday, August 17, 2021 at 11:00 A.M. IST through Video Conference/Other Audio Video Means (VC/OAVM) to transact the following business. The venue of the meeting shall be deemed to be the Registered Office of the Company at A-4, MIDC, Ranjangaon, Taluka- Shirur, Pune, Maharashtra-412220:

ORDINARY BUSINESS:

1. To receive, consider and adopt Audited Financial Statements (including audited Consolidated Financial Statements) of the Company for the financial year ended March 31, 2021 and the Statement of Profit and Loss and Cash Flow Statement for the year ended on that date and the Reports of the Board of Directors and Statutory Auditors thereon.
2. To declare Final Dividend on equity shares for the Financial Year ended on March 31, 2021.
3. To appoint a Director in place of Mr. Arumalla Hari Bhavanarayana Reddy (DIN: 08060227), who retires by rotation and being eligible, offers himself for re-appointment.

SPECIAL BUSINESS:

4. Remuneration of Cost Auditors

To consider and, if thought fit, to pass with or without modification(s), the following resolution as an **Ordinary Resolution:**

"RESOLVED THAT pursuant to provisions of section 148 of the Companies Act, 2013, read with Rule 14 of the Companies (Audit and Auditors) Rules, 2014, including any statutory modification(s) or re-enactment thereof for the time being in force, the remuneration payable to M/s R. J. Goel & Co., Cost Accountants (Firm Registration No. 000026), appointed by the Board of Directors as the Cost Auditors of the Company to conduct the audit of the cost records as maintained by the Company for its manufacturing units located at Faridabad, Ranjangaon and Puducherry for the Financial Year ending on March 31, 2022, amounting to Rs. 4 Lacs (Rupees Four Lakhs only) exclusive of applicable taxes and reimbursement of out of pocket expenses incurred in connection with the aforesaid audit, be and is hereby approved."

5. Appointment of Mr. Arvind Uppal (DIN: 00104992) as an Independent Director of the Company

To consider and, if thought fit, to pass with or without modification(s), the following resolution as an **Ordinary Resolution:**

"RESOLVED THAT pursuant to the provisions of section 149, 150, 152, 197 read with Schedule IV and V and other applicable provisions, if any, of the Companies Act, 2013 ("Act") and rules made thereunder, SEBI (Listing Obligations and Disclosure Requirements) Regulations, 2015 ("Listing Regulations") (including any statutory modification(s) or re-enactment thereof for the time being in force), and Articles of Association of the Company, Mr. Arvind Uppal (DIN: 00104992), who has submitted a declaration to that effect that he meets the criteria for independence as provided in section 149(6) of the Act and the Rules framed thereunder and Regulation 16(1)(b) of the Listing Regulations, whose appointment has been recommended by Nomination and Remuneration Committee and Board of Directors of the Company, be and is hereby appointed as an Independent Director of the Company, not liable to retire by rotation, for a term of five consecutive years from the date of Annual General Meeting commencing from 17th August, 2021 upto 16th August, 2026."

**By Order of the Board
For Whirlpool of India Limited**

**Place: Gurugram
Date: June 15, 2021**

**Roopali Singh
Company Secretary**

NOTES:

1. The Explanatory Statement pursuant to Section 102 of the Companies Act, 2013 (“Act”), which sets out details relating to Special Business at the Annual General Meeting (“AGM”) is annexed hereto. The Board of Directors have considered and decided to include the Item No. 4 and 5 given above as Special Business in the forthcoming AGM as they are unavoidable in nature. The relevant details, pursuant to Regulation 36(3) of the Listing Regulations and Secretarial Standards-2 on General Meetings issued by the Institute of Company Secretaries of India, in respect of Director(s) seeking appointment/re-appointment at the AGM is provided as annexure to the Notice. Requisite declarations have been received from the Director(s) for seeking appointment/re-appointment.

GENERAL INSTRUCTIONS FOR PARTICIPATION AT 60TH AGM AND E-VOTING:

2. In view of the continuing COVID-19 pandemic, social distancing is a norm to be followed. Accordingly, the Ministry of Corporate Affairs (“MCA”) issued General Circular no’s 14/2020, 17/2020 and 20/2020 dated 08th April, 2020, 13th April, 2020 and 05th May, 2020 respectively and by General Circular No. 02/2021 dated 13th January, 2021, allowed companies whose AGMs were due to be held in the year 2020 or become due in the year 2021, to conduct their AGMs on or before 31st December, 2021, in accordance with the requirements provided in paragraphs 3 and 4 of the General Circular No. 20/2020 (hereinafter referred to as “MCA Circulars”). The Securities and Exchange Board of India (“SEBI”) also issued Circular No. SEBI/HO/CFD/CMD1/CIR/P/2020/79 dated 12th May, 2020 the validity of which has been extended till 31st December, 2021 by SEBI, vide its Circular No. SEBI/HO/CFD/CMD2/CIR/P/2021/11 dated 15th January, 2021 (hereinafter referred to as “SEBI Circulars”). In compliance with the provisions of the Act and SEBI (Listing Obligations and Disclosure Requirements) Regulations, 2015 (“Listing Regulations”), SEBI Circulars and MCA Circulars, the 60th AGM of the Company shall be conducted through VC/OAVM, which does not require physical presence of the members at a common venue. The deemed venue for the 60th AGM shall be the Registered Office of the Company.
3. In terms of the MCA Circulars since the physical attendance of members has been dispensed with, there is no requirement of appointment of proxies. Accordingly, the facility of appointment of proxies by members under section 105 of the Act will not be available for the 60th AGM and hence Proxy form and Attendance slip are not annexed to this notice. However, in pursuance of section 112 and section 113 of the Act, representatives of the Members may be appointed for the purpose of voting through remote e-voting, for participation in the 60th AGM through VC/OAVM and e-voting during the 60th AGM.
4. Since the AGM will be held through VC/OAVM the route map is not annexed to this notice.
5. National Securities Depositories Limited (“NSDL”) will be providing the facility for voting through remote e-voting, for participation in the 60th AGM through VC/OAVM and e-voting during the 60th AGM. The instructions for participation by members are given in the subsequent paragraphs. Members attending the AGM through VC/OAVM shall be counted for the purpose of reckoning the quorum under Section 103 of the Act.
6. The Members can join the AGM through VC/OAVM 15 minutes before the scheduled time of the commencement of AGM by following the procedure mentioned in the subsequent paragraphs of AGM Notice. Pursuant to Regulation 44(6) of Listing Regulations, the Company is also providing live webcast of proceedings of the AGM which can be viewed at the website of the Company at www.whirlpoolindia.com. Members may note that the VC/OAVM, provided by NSDL, allows participation of at least 1000 members on a first-come-first-serve basis. The large shareholders (i.e. shareholders holding 2% or more shareholding), promoters, institutional investors, directors, key managerial personnel, the Chairpersons of the Audit Committee, Nomination and Remuneration Committee and Stakeholder Relationship Committee, auditors, etc can attend the 60th AGM without any restriction on account of first come first served principle.
7. Institutional shareholders (i.e. other than individuals, HUF, NRI etc.) are required to send scanned copy (PDF/JPG Format) of the relevant Board Resolution/ Authority letter etc. with attested specimen signature of the duly authorized signatory(ies) who are authorized to attend the AGM through VC/OAVM and to vote through remote e-voting/during the AGM on its behalf. The said resolution/authorisation shall be sent to the Company at investor_contact@whirlpool.com and to the Scrutinizer by e-mail at scrutinizer.whirlpool@adlakha.net with a copy marked to evoting@nsdl.co.in through their registered email address.
8. It is strongly recommended not to share your password with any other person and take utmost care to keep your password confidential. Login to the e-voting website will be disabled upon five unsuccessful attempts to key in the correct password. In such an event, you will need to go through the “Forgot User Details/Password?” or “Physical User Reset Password?” option available on www.evoting.nsdl.com to reset the password.

Whirlpool of India Limited

9. In case of any queries, you may refer the Frequently Asked Questions (FAQs) for Shareholders and e-voting user manual for Shareholders available at the download section of www.evoting.nsdl.com or call on toll free no.: 1800 1020 990 and 1800 22 4430 or send a request to Ms. Pallavi Mhatre, Manager-NSBL at evoting@nsdl.co.in.

ELECTRONIC DISPATCH OF ANNUAL REPORT AND PROCESS FOR REGISTRATION OF EMAIL ADDRESS FOR OBTAINING COPY OF ANNUAL REPORT:

10. In accordance with the MCA Circulars and SEBI Circulars, owing to the difficulties involved in dispatching of physical copies of the Annual Report, the Annual Report along with AGM notice are being sent only through electronic mode to members whose email-addresses are registered with the Company or Depository Participant(s).
11. Members may note that the notice of AGM and the Annual Report for the financial year 2020-21 will also be available on Company's website www.whirlpoolindia.com, website of the Stock Exchanges i.e. BSE Limited and National Stock Exchange of India Limited at www.bseindia.com and www.nseindia.com respectively and on the website of NSDL at www.evoting.nsdl.com.
12. Members holding shares in physical mode and who have not updated their email addresses with the Company are requested to update their email addresses by writing to Company's Registrar and Share Transfer Agent (RTA) i.e. Link Intime India Private Limited at delhi@linkintime.co.in or shikha.karakoti@linkintime.co.in along with the copy of the signed request letter mentioning the name, folio number and address of the member, self-attested copy of the PAN card, and self-attested copy of any document (eg.: Driving License, Election Identity Card, Passport) in support of the address of the member. Members holding shares in dematerialised mode are requested to register / update their email addresses with the relevant Depository Participants (DPs). In case of any queries /difficulties in registering the email address, members may write to delhi@linkintime.co.in or shikha.karakoti@linkintime.co.in. Members can also update their email address and other details through a portal of our RTA at https://linkintime.co.in/EmailReg/Email_Register.html.

PROCEDURE FOR JOINING THE AGM THROUGH VC/OAVM

13. Member will be provided with a facility to attend the AGM through VC/OAVM through the NSDL e-voting system. Members may access by following the steps mentioned above for Access to NSDL e-voting system. After successful login, you can see link of "VC/OAVM link" placed under "Join General meeting" menu against Company name. You are requested to click on "VC/OAVM" link placed under "Join General Meeting" menu. The link for VC/OAVM will be available in Shareholder/Member login where the EVEN of Company will be displayed. Please note that the members who do not have the User ID and Password for e-voting or have forgotten the User ID and Password may retrieve the same by following the remote e-voting instructions mentioned in the notice to avoid last minute rush.
14. Members are encouraged to join the Meeting through Laptops for better experience.
15. Further members should ensure that the devices used by them has allowed "Camera" and the Internet used by them has a good speed to avoid any disturbance during the meeting.
16. Please note that Participants Connecting from Mobile Devices or Tablets or through Laptop connecting via Mobile Hotspot may experience Audio/Video loss due to fluctuation in their respective network. It is therefore recommended to use stable Wi-Fi or LAN Connection to mitigate any kind of aforesaid glitches.

PROCEDURE FOR RAISING QUESTIONS/SEEK CLARIFICATIONS WITH RESPECT TO ANNUAL REPORT

17. As the AGM is being conducted through VC/OAVM, for the smooth conduct of proceedings of the AGM, Members are encouraged to express their views/send their queries in advance mentioning their name, demat account no./folio no. and email address at investor_contact@whirlpool.com. Questions/queries received by the Company till 05:00 PM on Thursday, 12th August, 2021 shall be considered and responded during the AGM.
18. Members who would like to express their views or ask their questions during the AGM may register themselves as a speaker by sending a request at investor_contact@whirlpool.com between 09:00 AM on Tuesday, 10th August, 2021 till 05:00 PM on Thursday, 12th August, 2021 alongwith their details (Name, Demat account no./ folio no. and registered email address).
19. For the smooth conduct of the AGM, the Company reserves the right to restrict the number of questions and number of speakers as appropriate.

PROCEDURE FOR REMOTE E-VOTING AND E-VOTING DURING THE AGM

20. Pursuant to the provisions of section 108 of the Act read with Rule 20 of the Companies (Management and Administration) Rules, 2014 (as amended), Secretarial Standard on General Meetings (SS-2) issued by the Institute of Company Secretaries of India ("ICSI") and Regulation 44 of Listing Regulations read with MCA Circulars and SEBI Circulars, the Company is providing remote e-voting to its members in respect of the business to be transacted at the 60th AGM and facility for those members participating in the 60th AGM to cast vote through e-voting system during the 60th AGM.
21. The Members, whose names appear in the Register of Members / Beneficial Owners as on the "cut-off date" i.e. 10th August, 2021, are entitled to vote on the Resolutions set forth in this Notice. A person who is not a member as on the cut-off date should treat this Notice of AGM for information purposes only. The voting right of shareholders shall be in proportion to their share in the paid-up equity share capital of the Company as on the cut-off date, being 10th August, 2021.
22. Members may cast their vote electronically from any place (remote e-voting). The remote e-voting period will commence on 13th August, 2021 at 09:00 A.M. and ends on 16th August, 2021 at 05:00 P.M. The remote e-voting shall be disabled by NSDL for voting thereafter. In addition, the facility for voting through electronic voting system shall also be available during the AGM. Members attending the AGM who have not cast their vote through remote e-voting shall be eligible to cast their vote through e-voting during the AGM. The e-voting module during the AGM shall be disabled by NSDL for voting 30 minutes after the conclusion of AGM. Members who have voted through remote e-voting shall be eligible to attend the AGM, however, they shall not be eligible to vote at the meeting. Members holding shares in physical form are requested to access the remote e-voting facility provided by the Company through NSDL e-voting system at www.evoting.nsdl.com.
23. The details of the process and manner for remote e-voting are explained herein below:-

Step 1: Access to NSDL e-voting system:

Pursuant to SEBI Circular No. SEBI/HO/CFD/CMD/CIR/P/2020/242 dated 09th December, 2020 on "e-voting facility provided by Listed Companies", e-voting process has been enabled for all the individual demat account holders, by way of single login credential, through their demat accounts/websites of Depositories/DPs in order to increase the efficiency of the voting process. Individual demat account holders would be able to cast their vote without having to register again with the e-voting service provider (ESP) thereby not only facilitating seamless authentication but also ease and convenience of participating in the e-voting process.

Members are advised to update their mobile number and email address with their DPs in order to access e-voting facility.

A) Login method for e-voting and joining virtual meeting for Individual shareholders holding securities in demat mode is given below:

Types of Shareholders	Login Method
Individual Shareholders holding securities in demat mode with NSDL.	<ol style="list-style-type: none"> 1. Users registered for NSDL IDeAS facility: <ul style="list-style-type: none"> ● Open web browser by typing the following URL: https://eservices.nsdl.com/ either on a Personal Computer or on a mobile. Once the home page of e-Services is launched, click on the "Beneficial Owner" icon under "Login" which is available under "IDeAS" section. ● A new screen will open. You will have to enter your User ID and Password. After successful authentication, you will be able to see e-voting services. Click on "Access to e-Voting" under e-voting services and you will be able to see e-Voting page. ● Click on options available against company name or e-voting service provider - NSDL and you will be re-directed to NSDL e-voting website for casting your vote during the remote e-voting period or joining virtual meeting & voting during the meeting.

Types of Shareholders	Login Method
	<p>2. Users not registered for IDeAS e-Services: Option to register is available at https://eservices.nsdl.com. Select "Register Online for IDeAS" Portal or click at https://eservices.nsdl.com/SecureWeb/IdeasDirectReg.jsp</p> <p>3. Visit the e-voting website of NSDL:</p> <ul style="list-style-type: none"> ● After successfully registering on IDeAS, visit the e-voting website of NSDL. Open web browser by typing the following URL: https://www.evoting.nsdl.com/ either on a Personal Computer or on a mobile. Once the home page of e-voting system is launched, click on the icon "Login" which is available under 'Shareholder/Member' section. ● A new screen will open. You will have to enter your User ID (i.e. your sixteen digit demat account number held with NSDL), Password/OTP and a Verification Code as shown on the screen. After successful authentication, you will be redirected to the NSDL Depository site wherein you can see the e-voting page. ● Click on options available against the company name or e-voting service provider - NSDL and you will be redirected to the e-voting website of NSDL for casting your vote during the remote e-voting period or joining virtual meeting & voting during the meeting.
Individual Shareholders holding securities in demat mode with CDSL	<p>1. Users who have opted for Easi / Easiest:</p> <ul style="list-style-type: none"> ● Shareholders can login through their user id and password. Option will be made available to reach e-voting page without any further authentication. The URL for users to login to Easi / Easiest are https://web.cdslindia.com/myeasi/home/login or www.cdslindia.com and click on New System Myeasi. ● After successful login of Easi/Easiest the user will be also able to see the E Voting Menu. The Menu will have links of e-voting service provider i.e. NSDL. Click on NSDL to cast your vote. <p>2. Users who have not opted for Easi/Easiest:</p> <ul style="list-style-type: none"> ● option to register is available at https://web.cdslindia.com/myeasi/Registration/EasiRegistration <p>3. Visit the e-voting website of NSDL:</p> <ul style="list-style-type: none"> ● Alternatively, the user can directly access e-voting page by providing demat Account Number and PAN No. from a link in www.cdslindia.com home page. The system will authenticate the user by sending OTP on registered Mobile & Email as recorded in the demat account. ● After successful authentication, user will be provided links for the respective ESP i.e. NSDL where e-voting is in progress.

Types of Shareholders	Login Method
Individual Shareholders (holding securities in demat mode) login through their depository participants	<ul style="list-style-type: none"> Shareholders can also login using the login credentials of your demat account through your Depository Participant registered with NSDL/CDSL for e-voting facility. Once login, you will be able to see e-voting option. Once you click on e-voting option, you will be redirected to NSDL/CDSL Depository site after successful authentication, wherein you can see e-voting feature. Click on options available against company name or e-voting service provider-NSDL and you will be redirected to the e-voting website of NSDL for casting your vote during the remote e-voting period or joining virtual meeting & voting during the meeting.

Important note: Members who are unable to retrieve User ID/ Password are advised to use Forget User ID and Forget Password option available at abovementioned website.

Individual Shareholders holding shares in demat mode for any technical issues related to login through Depository i.e. NSDL and CDSL may contact the helpdesk as mentioned below:

Login type	Helpdesk details
Individual Shareholders holding securities in demat mode with NSDL	Members facing any technical issue in login can contact NSDL helpdesk by sending a request at evoting@nsdl.co.in or call at toll free no.: 1800 1020 990 and 1800 22 44 30
Individual Shareholders holding securities in demat mode with CDSL	Members facing any technical issue in login can contact CDSL helpdesk by sending a request at helpdesk.evoting@cdslindia.com or contact at 022- 23058738 or 022-23058542-43

B) Login method for shareholders other than Individual shareholders holding shares in demat mode and shareholders holding shares in physical mode:

How to Log-in to NSDL e-voting website?

- Visit the e-voting website of NSDL. Open web browser by typing the following URL: <https://www.evoting.nsdl.com/> either on a Personal Computer or on a mobile.
- Once the home page of e-voting system is launched, click on the icon "Login" which is available under 'Shareholder/Member' section.
- A new screen will open. You will have to enter your User ID, your Password/OTP and a Verification Code as shown on the screen.

Alternatively, if you are registered for NSDL eservices i.e. IDEAS, you can log-in at <https://eservices.nsdl.com/> with your existing IDEAS login. Once you log-in to NSDL eservices after using your log-in credentials, click on e-voting and you can proceed to Step 2 i.e. Cast your vote electronically.

C) Your User ID details are given below :

Manner of holding shares	Your User ID is:
A. For Members who hold shares in demat account with NSDL.	8 Character DP ID followed by 8 Digit Client ID For example: if your DP ID is IN300*** and Client ID is 12***** then your user ID is IN300***12*****.
B. For Members who hold shares in demat account with CDSL.	16 Digit Beneficiary ID For example: if your Beneficiary ID is 12***** then your user ID is 12*****.

Manner of holding shares	Your User ID is:
C. For Members holding shares in Physical Form.	EVEN Number followed by Folio Number registered with the company
	For example: if folio number is 001*** and EVEN is 101456 then user ID is 101456001***

D) Your Password details are given below:

- If you are already registered for e-voting, then you can use your existing password to login and cast your vote.
- If you are using NSDL e-voting system for the first time, you will need to retrieve the 'initial password' which was communicated to you. Once you retrieve your 'initial password', you need to enter the 'initial password' and the system will force you to change your password.
- How to retrieve your 'initial password'?
 - If your email ID is registered in your demat account or with the company, your 'initial password' is communicated to you on your email ID. Trace the email sent to you from NSDL from your mailbox. Open the email and open the attachment i.e. a pdf file. Open the pdf file. The password to open the pdf file is your 8 digit client ID for NSDL account, last 8 digits of client ID for CDSL account or folio number for shares held in physical form. The pdf file contains your 'User ID' and your 'initial password'.
 - If your email ID is not registered, please follow the process **for those shareholders whose email address are not registered.**

E) If you are unable to retrieve or have not received the " Initial password" or have forgotten your password:

- Click on "Forgot User Details/Password?"(If you are holding shares in your demat account with NSDL or CDSL) option available on www.evoting.nsdl.com.
- Physical User Reset Password? (If you are holding shares in physical mode) option available on www.evoting.nsdl.com.
- If you are still unable to get the password by aforesaid two options, you can send a request at evoting@nsdl.co.in mentioning your demat account number/folio number, your PAN, your name and your registered address etc.
- Members can also use the OTP (One Time Password) based login for casting the votes on the e-voting system of NSDL.

F) After entering your password, tick on Agree to "Terms and Conditions" by selecting on the check box.

G) Now, you will have to click on "Login" button.

H) After you click on the "Login" button, Home page of e-voting will open.

Step 2: Cast your vote electronically and join General Meeting on NSDL e-voting platform.

A) How to cast your vote electronically and join AGM on NSDL e-voting platform?

- After successful login at Step 1, you will be able to see all the companies "EVEN" in which you are holding shares and whose voting cycle and General Meeting is in active status.
- Select "EVEN" of company for which you wish to cast your vote during the remote e-voting period and casting your vote during the General Meeting. For joining virtual meeting, you need to click on "VC/OAVM" link placed under "Join General Meeting".
- Now you are ready for e-voting as the Voting page opens.
- Cast your vote by selecting appropriate options i.e. assent or dissent, verify/modify the number of shares for which you wish to cast your vote and click on "Submit" and also "Confirm" when prompted.
- Upon confirmation, the message "Vote cast successfully" will be displayed.
- You can also take the printout of the votes cast by you by clicking on the print option on the confirmation page.
- Once you confirm your vote on the resolution, you will not be allowed to modify your vote.

B) Process for those shareholders whose email ids are not registered with the depositories for procuring user id and password and registration of e-mail ids for e-voting for the resolutions set out in this notice:

- Members whose shares are held in physical mode are requested to provide Folio No., Name of shareholder, scanned copy of the share certificate (front and back), PAN (self attested scanned copy of PAN card), AADHAR (self attested scanned copy of Aadhar Card) by email to delhi@linkintime.co.in or shikha.karakoti@linkintime.co.in.
- Members whose shares are held in demat mode, please provide DPID-CLID (16 digit DPID + CLID or 16 digit beneficiary ID), name, client master or copy of Consolidated Account statement, PAN (self attested scanned copy of PAN card), AADHAR (self attested scanned copy of Aadhar Card) to delhi@linkintime.co.in or shikha.karakoti@linkintime.co.in. If you are an Individual shareholder holding shares in demat mode, you are requested to refer to the login method explained at step 1 (A) i.e. Login method for e-voting and joining virtual meeting for Individual shareholders holding shares in demat mode.
- Alternatively shareholder/members may send a request to evoting@nsdl.co.in for procuring user id and password for e-voting by providing above mentioned documents.
- In terms of SEBI circular dated December 9, 2020 on e-voting facility provided by Listed Companies, Individual shareholders holding securities in demat mode are allowed to vote through their demat account maintained with Depositories and Depository Participants. Shareholders are required to update their mobile number and email ID correctly in their demat account in order to access e-voting facility.

PROCEDURE FOR E-VOTING ON THE DAY OF THE AGM

24. The procedure for e-voting on the day of the AGM is same as the instructions mentioned above for remote e-voting.
25. Only those Members, who will be present in the AGM through VC/OAVM and have not cast their vote on the Resolutions through remote e-voting and are otherwise not barred from doing so, shall be eligible to vote through e-voting system in the AGM.
26. Members who have voted through remote e-voting will be eligible to attend the AGM. However, they will not be eligible to vote at the AGM.
27. In case of any queries, you may refer the Frequently Asked Questions (“FAQs”) and e-voting user manual for members available at the download section of www.evoting.nsdl.com or call on toll free number 1800 1020 990 and 1800 22 4430 or send a request to Ms. Pallavi Mhatre, Manager - NSDL at evoting@nsdl.co.in.

GENERAL INFORMATION

28. The Company has appointed Mr. Rajiv Adlakha, Partner- M/s. Adlakha & Adlakha Associates, or in his absence any partner of M/s. Adlakha & Adlakha Associates, a Practicing Company Secretary firm, who in the opinion of the Company is a duly qualified person, as a Scrutinizer who will collate the electronic voting process in a fair and transparent manner. The Scrutiniser shall not later than forty eight hours from the conclusion of the meeting, submit a consolidated scrutinizer’s report of the votes cast in favour or against, if any, to the Chairman or a person authorized by him in writing, who shall countersign the same and shall declare the result of the voting forthwith.
29. The results of the electronic voting shall be declared on the stock exchanges not later than two working days after conclusion of AGM. The Results declared along with the Scrutinizer’s Report shall also be placed on the Company’s website www.whirlpoolindia.com.

PROCEDURE FOR INSPECTION OF DOCUMENTS

30. All the documents referred to in the accompanying notice and explanatory statement shall be available for inspection through electronic mode basis the request being sent on investor_contact@whirlpool.com.
31. During the AGM, the Register of Directors and Key Managerial Personnel and their shareholding maintained under section 170 of the Act, Register of Contracts or Arrangements in which Directors are interested under section 189, Register of Member and any other documents, as required, to be made available for inspection, will be available, upon login at NSDL e-voting platform at www.evoting.nsdl.com.

PROCESS FOR UPDATION OF BANK DETAILS

32. Further, in order to receive the dividend in a timely manner, members holding shares in physical form who have not updated their mandate for receiving the dividends directly in their bank accounts through Electronic Clearing Service or any other means are requested to send the documents to our RTA at:

Link Intime India Private Limited,
Noble Heights, 1st Floor, Plot NH 2,
C-1 Block LSC, Near Savitri Market, Janakpuri
New Delhi - 110058
Tel. No. 91-11-41410- 592, 593, 594,
Email: delhi@linkintime.co.in

The documents to be sent should include the following:

- A signed request letter by the first holder, mentioning the name, folio number, complete address and following details relating to bank account in which the dividend is to be received:
 - i) Name of Bank and Bank Branch;
 - ii) Bank Account Number & Type allotted by your bank after implementation of Core Banking Solutions; and
 - iii) 11-digit IFSC Code;
 - iv) 9 digit MICR Code
 - Original cancelled cheque bearing the name of the member or first holder, in case shares are held jointly;
 - Self-attested copy of the PAN Card; and
 - Self-attested copy of any document (such as AADHAR Card, Driving License, Election Identity Card, Passport) in support of the address of the member as registered with the Company.
33. Members holding shares in electronic form may please note that their bank details as furnished by the respective Depositories to the Company will be considered for remittance of dividend as per the applicable regulations of the Depositories and the Company will not entertain any direct request from such members for change/addition/deletion in such bank details. Accordingly, the Members holding shares in demat form are requested to update their Electronic Bank Mandate with their respective DPs.

Further, please note that instructions, if any, already given by members in respect of shares held in physical form, will not be automatically applicable to the dividend paid on shares held in electronic form.

INFORMATION RELATED TO DIVIDEND

34. The members whose name appears in the Register of Members/List of Beneficial owners as on 31st July, 2021 i.e. date prior to commencement of book closure, will be paid the final dividend for the Financial Year ended 31st March, 2021 if approved at the AGM.
35. The Register of Members and Share Transfer Books will remain closed from 02nd August, 2021 to 07th August, 2021 (**both days inclusive**) for the purpose of AGM and to determine entitlement of dividend on equity shares. The dividend will be paid to those members, whose name appears on the 'Register of Members' of the Company as at the end of business hours on 31st July, 2021. The dividend, as recommended by the Board of Directors and if declared at the Annual General Meeting, will be paid within the statutory timelines.
36. The Board of Directors has recommended a Final Dividend of Rs. 5/- per equity share of Rs. 10 each for the year ended 31st March, 2021 that is proposed to be paid by 15th September, 2021, subject to the approval of shareholders at the 60th AGM.
37. As per the SEBI Regulations, the Company shall use any of the electronic modes of payment facility approved by the Reserve Bank of India for the payment of dividend. Members holding shares in demat mode are requested to submit their Bank details viz. Bank Account Number, Name of the Bank, Branch details, MICR Code, IFS Code to the Depository Participants (DPs) with whom they are maintaining their demat account as per DP's format. Members holding shares in demat mode are requested to intimate any change in their address and/or bank mandate immediately to their DPs.

38. Members holding shares in physical mode are requested to submit:
- (i) scanned copy of signed request letter which shall contain member's name, folio number, bank details (Bank account number, bank and branch name and address, IFSC, MICR details);
 - (ii) self attested copy of PAN card; and
 - (iii) cancelled cheque leaf of same bank
- to the Company's Registrar & Transfer Agents (RTA) i.e. Link Intime India Private Limited for any change of address and/or bank mandate. In case the Company is unable to pay the dividend to any member by the electronic mode due to non-availability of the details of the bank account, the Company shall dispatch the dividend warrant/demand draft post normalcy of postal services.
39. Members may note that the Income Tax Act, 1961 ("IT Act") as amended by the Finance Act, 2020 mandates that the dividend paid or distributed by the Company after 01st April, 2020 shall be taxable in the hands of the shareholders. The Company shall therefore be required to deduct tax at source (TDS) at the time of making the payment of final dividend at rates prescribed in the IT Act. Members are requested to complete and/or update their Residential Status, PAN, Category as per the IT Act with their DPs or in case shares are held in physical mode, with the Company by sending email to our RTA at delhi@linkintime.co.in or shikha.karakoti@linkintime.co.in. **For details, members may refer to the "Communication to Shareholders on TDS on Dividend Distribution" appended to this Notice.**
40. The SEBI vide its circular dated 20th April, 2018 has mandated registration of Permanent Account Number (PAN) and bank account details for all security holders. Members holding shares in physical form are therefore requested to submit their PAN and bank account details to RTA/Company by sending a duly signed letter along with the self attested copy of the PAN Card and original cancelled cheque through email at delhi@linkintime.co.in or shikha.karakoti@linkintime.co.in. The original cancelled cheque should bear the name of the member. In the alternative, members are requested to submit a copy of bank passbook/statement attested by the Bank. Members holding shares in demat form are requested to submit the aforesaid information to their respective DP.
41. The MCA had notified provisions relating to unpaid / unclaimed dividend under sections 124 and 125 of Companies Act, 2013 and Investor Education and Protection Fund (Accounting, Audit, Transfer and Refund) Rules, 2016 ("IEPF Rules"). As per these Rules, dividends which are not encashed / claimed by the member for a period of seven consecutive years shall be transferred to the Investor Education and Protection Fund (IEPF) Authority. The IEPF Rules mandate the companies to transfer the shares of members whose dividends remain unpaid/ unclaimed for a period of seven consecutive years to the demat account of IEPF Authority. Hence, the Company urges all the members to encash / claim their respective dividend during the prescribed period. The details of the unpaid / unclaimed amounts lying with the Company as on 21st August, 2020 (date of last AGM) are available on the website of the Company at www.whirlpoolindia.com and on MCA's website. Members are requested to contact RTA/Company for encashing the unclaimed dividends standing to the credit of their account.

OTHERS

42. Members of the Company had approved the appointment of M/s. MSKA & Associates, Chartered Accountants as the Statutory Auditors of the Company at 57th AGM of the Company held in 2018 which is valid till 61st AGM of the Company. In accordance with the Act, the appointment of Statutory Auditors is not required to be ratified at every AGM.
43. As per Regulation 40 of SEBI Regulations, as amended, securities of listed companies can be transferred only in dematerialised form with effect from 01st April, 2019 except in case of request received for transmission or transposition of securities. In view of this and to eliminate all risk associated with physical shares and for ease of portfolio management, members holding shares in physical form are requested to consider converting their holdings to dematerialised form.
44. To prevent fraudulent transactions, members are advised to exercise due diligence and notify the Company/ RTA of any change in address or demise of any member as soon as possible. Members are also requested to not leave their demat account(s) dormant for long. Periodic statement of holdings should be obtained from the concerned DP and holding should be verified from time to time.

Whirlpool of India Limited

45. To support 'Green Initiative', members who have not yet registered their email address are requested to register the same with their DPs or with Company/RTA in case shares are held in demat mode or in physical mode respectively.
46. Members are requested to address all correspondence relating to their shareholding to the Company's Registrar and Share Transfer Agents, Link Intime India Private Limited at the following address:-
Link Intime India Private Limited,
Noble Heights, 1st Floor, Plot NH 2,
C-1 Block LSC, Near Savitri Market, Janakpuri
New Delhi - 110058
Tel. No. 91-11-41410- 592, 593, 594
Email: delhi@linkintime.co.in

EXPLANATORY STATEMENT IN RESPECT OF ITEMS OF SPECIAL BUSINESS:

The following Explanatory Statement, as required under Section 102 of the Companies Act, 2013 (Act), sets out all the material facts relating to the business proposed to be transacted under Item Nos. 4 and 5 of the accompanying Notice dated 15th June, 2021.

Item No. 4

The Board of Directors of the company, on the recommendation of Audit Committee, at its meeting held on 15th June, 2021 approved re-appointment of M/s R. J. Goel & Co, Cost Accountants (Firm Registration No. 000026) as Cost Auditor of the Company to audit the cost records maintained by the Company for its manufacturing units located at Faridabad, Ranjangaon and Puducherry, for the financial year ending 31st March, 2022 on a remuneration of Rs. 4 Lacs exclusive of applicable taxes and reimbursement of out of pocket expenses incurred in connection with the aforesaid audit.

In terms of the provisions of section 148(3) of the Companies Act, 2013 read with Rules 14(a)(ii) of the Companies (Audit and Auditors) Rules, 2014, the remuneration payable to the Cost Auditors is required to be approved by the members of the Company. Accordingly, consent of the members is sought for the remuneration payable to the Cost Auditors.

None of the directors or key managerial personnel or their relatives, are concerned or interested, financially or otherwise, in this resolution.

The Board recommends the ordinary resolution set out at item no. 4 for the approval of members.

Item No. 5

On the recommendation of the Nomination and Remuneration Committee and subject to approval of the shareholders, the Board of Directors at its meeting held on 03rd June, 2021, approved proposal for appointment of Mr. Arvind Uppal (DIN: 00104992) as an Independent Director of the Company under Section 149 of the Companies Act, 2013 (Act) for a term of five consecutive years. Mr. Arvind Uppal presently is the Non executive Director & Chairman of the Board and he shall continue to occupy the position of the Non-Executive Chairman of the Board.

The Company has received a written declaration from Mr. Arvind Uppal stating that he meets the criteria of independence as provided under section 149(6) of the Act and under Regulation 16(1)(b) of the SEBI (Listing Obligations and Disclosure Requirements) Regulations, 2015 (SEBI Listing Regulations).

The Nomination and Remuneration Committee and the Board of Directors have recommended his appointment. Mr. Uppal fulfils the conditions specified in the Act and in the SEBI Listing Regulations for his appointment as Independent Director and is independent of the management.

Mr. Arvind Uppal will not be entitled to receive remuneration except sitting fees as approved by the Board of Directors, in addition to reimbursement of expenses incurred for participation in the Board and committee meetings.

During his tenure of appointment, he shall not be liable to retire by rotation as provided under section 152(6) of the Companies Act, 2013.

The Board considered the diverse and rich experience of Mr. Arvind Uppal that would help the Company to achieve its objective of maximizing stakeholder worth and would be of immense benefit to the Company. Accordingly, the Board considering the experience of Mr. Uppal, recommends the Resolution in relation to appointment of Mr. Arvind Uppal as an Independent Director of the Company for a period of five consecutive years.

Electronic copy of the draft letter for appointment of Mr. Arvind Uppal as an Independent Director setting out the terms and conditions shall be available in the Investor Section of the website of the Company at www.whirlpoolindia.com.

Additional information in respect of Mr. Arvind Uppal, pursuant to Regulation 36 of SEBI Listing Regulations and Secretarial Standard on General Meetings (SS-2) along with the brief profile of Mr. Arvind Uppal is provided as **Annexure-1** to this Notice. He does not hold any share in the Company.

The Board recommends the Resolution as set out in Item No. 5 of the Notice for approval of the Members by way of an Ordinary Resolution.

None of the Directors or Key Managerial Personnel of the Company and their relatives other than the person proposed to be appointed is in anyway deemed to be concerned or interested financially or otherwise in the Resolutions as set out in Item No. 5 of the Notice.

**By Order of the Board
For Whirlpool of India Limited**

**Roopali Singh
Company Secretary**

**Place: Gurugram
Date : 15th June, 2021**

ANNEXURE-1 TO NOTICE**Profile of Mr. Arvind Uppal**

Details of Mr. Arvind Uppal proposed to be appointed as required under Regulation 36 of the SEBI (Listing Obligations and Disclosure Requirements) Regulations, 2015 and Secretarial Standard-2.

Name of the Director	Mr. Arvind Uppal
Director Identification Number	00104992
Date of Birth/Age	19-06-1962/58 years
Nationality	Indian
Qualification(s)	He holds a Bachelor's Degree in Engineering from IIT, Delhi and MBA Degree from FMS, Delhi.
Date of First Appointment on Board	27-01-2005
Shareholding in Whirlpool of India Ltd.	Nil
Brief Profile of the Director(s)	Mr. Uppal became a director of the Company in 2005. He is the Non-Executive Chairman of the Company since January 2018. He also serves as a member of our various Board Committees. Mr. Uppal has more than 31 years of experience in the private sector and an established track record of revitalising businesses in the consumer industry across many countries. Prior to his stint as an Executive Director at Whirlpool (2005-2017), he worked for more than 18 years with Nestlé in India, Switzerland, China and Southeast Asia
Expertise in specific functional areas	Business Management, sales and marketing, leadership, innovation and product development
List of Directorships held in other companies (excluding foreign, private and section 8 Companies)	Gulf Oil Lubricants India Limited
Memberships/Chairmanships of Committees of the board	Chairperson/Member of Audit Committee: Whirlpool of India Limited (Member) Chairperson/Member of Stakeholder Relationship Committee: Whirlpool of India Limited (Chairperson) Gulf Oil Lubricants India Limited (Chairperson) Chairperson/Member of Nomination & Remuneration Committee: Whirlpool of India Limited (Member) Gulf Oil Lubricants India Limited (Chairperson) Chairperson/Member of Risk Management Committee: Gulf Oil Lubricants India Limited (Chairperson)
Details of Board/Committee Meetings attended by the director(s) during the year	Please refer Corporate Governance Report which is Annexure A to Director's Report
Inter-se relationship between the Board members	None

Notes:

The Directorship, Committee Memberships and Chairmanships do not include positions in foreign companies, unlisted companies and private companies, position as an advisory board member and position in companies under Section 8 of the Companies Act, 2013.

Refer Note 37 of the Notice of 60th AGM

COMMUNICATION TO SHAREHOLDERS ON TAX DEDUCTED AT SOURCE (TDS) FOR DIVIDEND DISTRIBUTION

The members are informed that in accordance with the provisions of the Income Tax Act, 1961 ("IT Act"), as amended from time to time, read with the provisions of the Finance Act, 2020, with effect from April 1, 2020, dividend declared and paid by the Company is taxable in the hands of its members and the Company is required to deduct tax at source ("TDS") from dividend paid to the members at the applicable rates. However, no TDS shall be deducted on the dividend payable to a resident individual if the total dividend to be received by them for the FY 2020-21 does not exceed INR 5,000/-.

Members are requested to take note of the below TDS provisions and information/documents required to be submitted by them for claiming TDS exemption.

PART A: For all members, the below details should be completed and/or updated, as applicable:

- If shares are held in demat mode: in the respective demat accounts maintained with the Depository Participant(s) (DPs)
- If shares are held in physical mode: with the Company/RTA

Please note that the details as available on 31st July, 2021 ("Record Date") in the Register of Members/Register of Beneficial Ownership will be relied upon by the Company, for the purpose of complying with the applicable provisions of IT Act:

- Valid Permanent Account Number (PAN).
- Residential status as per the Act i.e. Resident or Non-Resident for FY 2021-22
- Category of the Member:
 - i. Mutual Fund
 - ii. Insurance Company
 - iii. Alternate Investment Fund (AIF) Category I and II
 - iv. AIF Category III
 - v. Government (Central/State Government)
 - vi. Foreign Portfolio Investor (FPI) /Foreign Institutional Investor (FII): Foreign Company
 - vii. FPI/FII: Others (being Individual, Firm, Trust, AJP, etc.)
 - viii. Individual
 - ix. Hindu Undivided Family (HUF)
 - x. Firm
 - xi. Limited Liability Partnership (LLP)
 - xii. Association of Persons (AOP), Body of Individuals (BOI) or Artificial Juridical Person (AJP)
 - xiii. Trust
 - xiv. Domestic company
 - xv. Foreign company.
- Email Address.
- Address.

PART B: Applicability of TDS rates and documents required for relevant category of members:**I. RESIDENT MEMBERS:**

Category of member	TDS rate	Exemption applicability/ Documentation requirement
Any resident member	10%	If PAN is registered with the Company or valid PAN. No deduction of taxes in the following cases - 1. If dividend income to a resident Individual member during FY 2021-22 does not exceed INR 5,000/- from the Company, 2. If the member is exempted from TDS provisions through any circular or notification and provides an attested copy of the PAN along with the documentary evidence in relation to the same.
Resident individuals submitting Form 15G/ 15H	NIL	Members providing Form 15G (applicable to individuals below 60 years) / Form 15H (applicable to an Individual above the age of 60 years) - on fulfilment of prescribed conditions along with self attested copy of PAN card.
Insurance Companies: Public & Other Insurance Companies	NIL	a declaration that it has a full beneficial interest with respect to the shares owned by it along with PAN and a self-attested copy of a valid IRDAI registration certificate also needs to be submitted.
Corporation established by or under a Central Act which is, under any law for the time being in force, exempt from income-tax on its income:	NIL	Self-declaration specifying the specific Central Act under which such corporation is established and that its income is exempt under the provisions of IT Act along with a self-attested copy of the PAN card and registration certificate
Mutual Funds	NIL	Self-declaration that not covered under Section 10 (23D) of the IT Act along with a self-attested copy of PAN card and copy of SEBI registration certificate
Alternate Investment Fund established or incorporated in India	NIL	Self declaration that its income is exempt under Section 10 (23FBA) of the IT Act and governed by SEBI regulations as Category I or Category II AIF along with a self-attested copy of the PAN card and SEBI registration certificate.
Other resident members without registration of PAN or having Invalid PAN	20%	Update the PAN if not already done with depositaries (in case of shares held in Demat mode) and with the Company's RTA (in case of shares held in physical mode).

Please note the following:

- Every member whose dividend is above the threshold of Rs.5,000/- has to submit a declaration confirming filing of their ITRs for the last two years along with submission of above mentioned documents for claiming TDS exemption.
- Recording of the valid Permanent Account Number (PAN) for the registered Folio/DP Id-Client Id is mandatory. In absence of a valid PAN, the tax will be deducted at a higher rate of 20% as per Section 206AA of the Act.
- Members holding shares under multiple accounts under different status/category with single PAN, may note that, higher of the tax as applicable to the status in which shares held under a PAN will be considered on their entire holding in different accounts.

- d) Members are requested to ensure Aadhar number is linked with PAN, as per the timelines prescribed. In case of failure of linking Aadhar with PAN within the prescribed timelines, PAN shall be considered inoperative / invalid and, in such scenario too, tax shall be deducted at higher rate of 20%.

II. NON-RESIDENT MEMBERS:

Category of member	TDS rate	Exemption applicability/ Documentation requirement
Any Non-resident member, Foreign Institutional Investors, Foreign Portfolio Investors (FII, FPI)	20%/Tax Treaty rate whichever is lower (increased by surcharge and cess wherever applicable)	<p>Non-resident members may opt for tax rate under the Double Taxation Avoidance Agreement ("Tax Treaty"). The Tax Treaty rate shall be applied for TDS on submission of the following documents to the Company:</p> <ol style="list-style-type: none"> 1. Self-attested copy of Tax Residency Certificate (TRC) (of FY 2021-22 or calendar year 2021), valid as on the AGM date obtained from the tax authorities of the country of which the member is resident. 2. Self-declaration in Form 10F. 3. Self-declaration confirming not having a Permanent Establishment in India and eligibility to Tax Treaty benefit (of FY 2021-22 or calendar year 2021) <p>TDS shall be recovered at 20% (plus applicable surcharge and cess) if any of the above-mentioned documents are not provided. Further, please provide a copy of the PAN Card, if registered with the Indian tax authorities.</p> <p>The Company is not obligated to apply the Tax Treaty rates at the time of tax deduction/withholding on dividend amounts. Application of Tax Treaty rate shall depend upon the completeness of the documents submitted by the non-resident member and are in accordance with the provisions of the IT Act.</p>
Submitting Order under section 197 of the Act	Rate provided in the Order	Lower/NIL withholding tax certificate obtained from Income Tax authorities.
Non-resident member who is a tax resident of any country or territory notified as a notified jurisdictional area under Section 94A(1) of The IT Act or whose country of residence is not notified	30% or at the rates specified in the relevant provision of the Income Tax Act, 1961 or at the rates in force, whichever is higher, from the dividend payable to such member in accordance with section 94A of the Income Tax Act, 1961	

Please note the following:

The members holding shares under multiple accounts under different status/category and single PAN, may note that, higher of the tax as applicable to the status in which shares held under a PAN will be considered on their entire holding in different accounts.

PART C: General information for members:

1. The members are requested to submit the required documents (duly completed, signed and scanned) at <https://web.linkintime.co.in/formsreg/submission-of-form-15g-15h.html> as per their relevant category at the earliest on or before 01st August, 2021. To ensure that TDS determination is done appropriately, members should submit all required documents and declarations, as mentioned above, at the given link only and documents (if any) sent to any other email address will not be considered.
2. Please note that the documents sent by any body corporate (companies/firms/foreign institutional investors etc) should be on their letterhead. Also, the documents submitted should be valid as on the Record Date.
3. Members may note that in case the tax on the said dividend is deducted at a higher rate in the absence of receipt, or insufficiency of the aforementioned details / documents from you till close of business hours on 01st August, 2021, an option will be available to members to file the Income Tax Return (ITR) and claim an appropriate refund, if eligible. Once deducted, no claim shall lie against the Company in relation to TDS.
4. The Company shall be sending the TDS certificate in respect of tax deducted to its members after payment of dividend. Alternatively, the members can also check Form 26AS from their e-filing accounts at <https://incometaxindiaefiling.gov.in>.
5. In the event of any income tax demand (including interest, penalty etc) arising from any misrepresentation, inaccuracy or omission of information provided/to be provided by the member, such member(s) will be responsible to indemnify the Company and also, provide the Company with all information/documents and cooperation in any appellate proceedings.
6. Members are also informed that the Finance Act, 2021, has inter-alia inserted the provisions of Section 206AB of the IT Act with effect from 01st July, 2021. Pursuant to the provisions of Section 206AB of the IT Act, the Company is required to deduct tax at higher of the following rates from amount paid/ credited to 'specified person':
 - i. At twice the rate specified in the relevant provision of the Act; or
 - ii. At twice the rates or rates in force; or
 - iii. At the rate of 5%

The 'specified person' defined in the said section means a person who has:

- a. **not filed return of income for both of the two assessment years** relevant to the two previous years immediately prior to the previous year in which tax is required to be deducted, for which the time limit of filing return of income under sub-section (1) of section 139 has expired; and
- b. subjected to **tax deduction and collection at source in aggregate amounting to INR 50,000 or more in each of such two immediate previous years.**

However, the non-resident members who do not have the permanent establishment in India are excluded from the scope of a specified person.

Accordingly, for deduction of TDS at the rate of 10%, the members have to ensure that their Income Tax Returns (ITRs) for the last two years have been filed. In this regard, the members are informed that in terms of Circular No. 11 of 2021 issued by Ministry of Finance, a functionality "**Compliance Check for section 206AB and 206CCA**" ("**functionality**") has been introduced for deductors to verify the status of ITRs from PAN of deductee.

Therefore, the Company will be verifying the status of ITRs of its members through this functionality and will be deducting TDS accordingly.

7. Application of TDS rate is subject to necessary due diligence and verification by the Company of the member details as available in Register of Members/Register of Beneficial Ownership as on the Record Date, documents, information available in public domain, etc. In case of ambiguous, incomplete or conflicting information, or the valid information/documents not being provided, the Company will arrange to deduct tax at the maximum applicable rate.
8. Please note that the Company in its sole discretion reserves the right to call for any further information and/or to apply domestic law/DTAA for TDS.
9. Any queries in this regard should be addressed to our RTA at their email address: delhi@linkintime.co.in.

Disclaimer: This communication is not to be treated as advice from the Company or its affiliates or RTA i.e. Link Intime India Private Limited. Members should obtain tax advice related to their tax matters from a tax professional.