



KOKUYO CAMLIN LIMITED

Regd. Office : 48/2, Hilton House, Central Road,
MIDC, Andheri (East), Mumbai - 400 093. INDIA
Tel.: 91-22-6655 7000 Fax : 91- 22-2836 6579
E-mail : info@kokuyocamlin.com
Website : www.kokuyocamlin.com
CIN - L24223MH1946PLC005434

21st October, 2022

**The Secretary,
BSE Limited
Corporate Relationship Department
1st Floor, New Trading Ring
Rotunda Building
P.J.Towers,
Dalal Street, Fort,
Mumbai-400 001**

Scrip Code : 523207

**The Manager
Listing Department
National Stock Exchange of India Limited
Exchange Plaza, Bandra-Kurla Complex
Bandra (East)
Mumbai – 400 051**

Scrip Code : KOKUYOCLN

Dear Sir/Madam,

Pursuant to Regulation 33 of the SEBI (Listing Obligations and Disclosure Requirements) Regulations, 2015, we enclose a copy of unaudited financial results for the second quarter and half year ended 30th September, 2022 duly approved by the Board of Directors in their meeting held today alongwith Limited Review Report for the said period.

Further, the above said Board of Directors meeting commenced at 12.00 noon and concluded at 1.47 pm.

This is for your information and record.

Thank you.

For KOKUYO CAMLIN LIMITED


**HINAL CHHEDA
COMPANY SECRETARY & COMPLIANCE OFFICER**

Encl : As above

Statement of Unaudited Financial Results for the quarter and six months ended 30 September 2022

(Rs. in lakhs)



Sr. No.	Particulars	Three months ended			Six months ended		Year ended
		30.09.2022 Unaudited	30.06.2022 Unaudited	30.09.2021 Unaudited	30.09.2022 Unaudited	30.09.2021 Unaudited	31.03.2022 Audited
1	Revenue from operations						
	a) Sales	18,943.15	19,595.35	13,115.77	38,538.50	20,165.01	50,650.37
	b) Other operating income	41.54	20.45	10.81	61.99	20.31	196.86
	Total revenue from operations	18,984.69	19,615.80	13,126.58	38,600.49	20,185.32	50,847.23
2	Other income	3.66	16.47	5.70	20.13	10.41	71.21
3	Total income (1+2)	18,988.35	19,632.27	13,132.28	38,620.62	20,195.73	50,918.44
4	Expenses						
	a) Cost of materials including packing material consumed	8,106.50	7,860.35	4,908.30	15,966.85	7,137.41	19,937.45
	b) Purchases of stock-in-trade	4,044.55	4,318.34	1,604.10	8,362.89	3,230.78	10,787.65
	c) Changes in inventories of finished goods, work-in-process and stock-in-trade	(444.65)	526.16	1,142.90	81.51	1,687.51	521.60
	d) Employee benefits expense	2,297.16	2,311.91	2,103.95	4,609.07	3,829.12	8,012.06
	e) Finance costs	83.12	110.55	111.37	193.67	247.94	425.49
	f) Depreciation and amortisation expense	423.97	423.26	449.75	847.23	895.37	1,769.34
	g) Other expenses	3,514.19	3,246.37	2,343.13	6,760.56	4,172.59	9,937.70
	Total expenses	18,024.84	18,796.94	12,663.50	36,821.78	21,200.72	51,391.29
5	Profit/ (loss) before tax (3 - 4)	963.51	835.33	468.78	1,798.84	(1,004.99)	(472.85)
6	Tax expenses (Refer note no. 3)						
	Current tax	345.90	-	-	345.90	-	-
	Deferred tax	234.50	-	-	234.50	-	-
7	Net profit / (loss) for the period (5 - 6)	383.11	835.33	468.78	1,218.44	(1,004.99)	(472.85)
8	Other comprehensive income / (loss)						
	(i) Items that will not be reclassified to profit or loss						
	-Remeasurement of net defined benefit plan	(5.96)	(26.99)	13.87	(32.95)	25.52	57.20
	-Fair value changes of equity instruments through other comprehensive income	82.91	(252.40)	(23.23)	(169.49)	346.77	0.74
	(ii) Income tax relating to items that will not be reclassified to profit or loss	26.88	-	-	26.88	-	-
9	Total comprehensive income / (loss) for the period (7 + 8)	486.94	555.94	459.42	1,042.88	(632.70)	(414.91)
10	Paid-up equity share capital (Face Value of Re 1/- per share)	1,003.04	1,003.04	1,003.04	1,003.04	1,003.04	1,003.04
11	Other equity	-	-	-	-	-	22,937.01
12	Earnings per equity share - Basic (Rs.)	0.38	0.83	0.47	1.21	(1.00)	(0.47)
	-Diluted (Rs.)	0.38	0.83	0.47	1.21	(1.00)	(0.47)
		(Not annualised)	(Not annualised)	(Not annualised)	(Not annualised)	(Not annualised)	



Statement of assets and liabilities

(Rs. in lakhs)

Particulars	As at 30 September 2022 (Unaudited)	As at 31 March 2022 (Audited)
A Assets		
1 Non-current assets		
(a) (i) Property, plant and equipment	12,053.10	12,740.79
(ii) Right of use assets	1,851.43	1,920.92
(b) Investment property	2.73	2.73
(c) (i) Other intangible assets	270.29	229.42
(ii) Other intangible assets under development	-	66.50
(d) Financial assets		
(i) Investments	1,200.32	1,369.81
(ii) Other financial assets	370.66	265.69
(e) Income tax assets (net)	372.07	365.32
(f) Other non-current assets	215.83	149.68
	16,336.43	17,110.86
2 Current assets		
(a) Inventories	13,951.35	12,703.69
(b) Financial assets		
(i) Trade receivables	6,011.29	5,943.87
(ii) Cash and cash equivalents	363.40	700.56
(iii) Bank balances other than (ii) above	83.38	25.03
(c) Other current assets	2,489.16	2,035.85
(d) Assets held for sale	591.61	346.04
	23,490.19	21,755.04
Total Assets	39,826.62	38,865.90
B Equity and liabilities		
1 Equity		
(a) Equity share capital	1,003.04	1,003.04
(b) Other equity	23,979.89	22,937.01
	24,982.93	23,940.05
2 Liabilities		
Non-current liabilities		
(a) Financial liabilities		
(i) Borrowings	212.37	592.97
(ii) Lease liabilities	0.72	0.72
(iii) Other financial liabilities	-	2.31
(b) Provisions	579.98	564.55
(c) Deferred tax liabilities (net)	207.62	-
	1,000.69	1,160.55
Current liabilities		
(a) Financial liabilities		
(i) Borrowings	3,751.50	6,454.22
(ii) Lease liabilities	0.08	0.05
(iii) Trade payables		
total outstanding dues of micro enterprises and small enterprises; and	291.32	157.73
total outstanding dues of creditors other than micro enterprises and small enterprises.	5,938.35	4,597.35
(iv) Other financial liabilities	2,306.79	1,707.33
(b) Other current liabilities	1,231.70	759.17
(c) Provisions	77.36	89.45
(d) Current tax liabilities (net)	245.90	-
	13,843.00	13,765.30
Total equity and liabilities	39,826.62	38,865.90

Statement of cash flows

(Rs. in lakhs)

	Six months ended	
	30 September 2022	30 September 2021
	(Unaudited)	(Unaudited)
Cash flows from operating activities		
Profit/(loss) before tax for the year	1,798.84	(1,004.99)
Adjustments for :		
Depreciation and amortisation	834.75	879.32
Amortisation of right of use assets	12.48	16.05
Unrealised foreign exchange (gain) / loss	(0.88)	0.43
Finance costs	193.67	247.94
Interest income	(10.15)	(10.38)
(Reversal) for doubtful receivables	(10.10)	(4.60)
Provision for doubtful advances	8.22	3.87
Loss on sale of property, plant and equipment(net)	20.26	18.68
Total	2,847.09	146.32
Working capital adjustments		
- (Increase)/decrease in trade receivables	(57.32)	691.25
- (Increase)/decrease in other current assets	(461.51)	326.40
- (Increase)/decrease in Inventories	(1,247.66)	2,070.97
- (Increase) in other financial assets	(7.05)	(6.10)
- Increase / (decrease) in trade payables	1,475.47	(91.73)
- (Decrease) in provisions	(29.61)	(66.13)
- Increase in other current liabilities	925.34	681.87
Total	597.66	3,606.53
Cash generated from operating activities	3,444.75	3,752.85
Tax paid	(112.19)	(5.59)
Net cash generated from operating activities	3,332.56	3,747.26
Cash flows from investing activities		
Acquisition of property, plant and equipment and intangible assets	(344.88)	(262.58)
Proceeds from sale of property, plant and equipment	0.49	10.31
Deposits (placed)	(101.38)	(65.79)
Deposits matured	39.15	45.92
Interest received	8.45	11.26
Net cash used in investing activities	(398.17)	(260.88)
Cash flows from financing activities		
(Repayment) of short term borrowings (net)	(2,702.72)	(2,953.75)
(Repayment) of term borrowings	(380.60)	(370.19)
Interest and other finance cost paid	(188.20)	(247.91)
Interest paid on lease liability	(0.03)	(0.03)
Net cash used in financing activities	(3,271.55)	(3,571.88)
Net decrease in cash and cash equivalents	(337.16)	(85.50)
Cash and cash equivalents at the beginning of the year	700.56	670.90
Cash and cash equivalents at the end of the year	363.40	585.40


Notes:

- The above results have been reviewed by the Audit Committee and approved by the Board of directors at their meeting held on 21 October 2022. The results have been subjected to a limited review by the Statutory Auditors of the Company who have expressed an unmodified conclusion thereon.
- Figures of corresponding previous year's six months are not comparable due to impact of Covid 19 during that period.
- The Company has revised its annual projections of taxable income and consequently also revised the estimate of the weighted average annual income tax rate expected for the full financial year. Accordingly, the Company has recorded current tax (after setting off carried forward losses) and deferred tax in the quarter and six months ended 30 September 2022.
- The entire operations of the Company constitute a single operating segment i.e. "Consumer Products" as per Ind AS 108 "Operating segments" specified under section 133 of the Companies Act, 2013.

Place : Mumbai
Dated : 21 October 2022
Email address for investors complaints: investorrelations@kokuyocamlin.com



FOR KOKUYO CAMLIN LIMITED



DILIP DANDEKAR
CHAIRMAN & NON EXECUTIVE DIRECTOR

B S R & Co. LLP

Chartered Accountants

14th Floor, Central B Wing and North C Wing,
Nesco IT Park 4, Nesco Center,
Western Express Highway, Goregaon (East),
Mumbai - 400 063, India

Telephone: +91 22 6257 1000
Fax: +91 22 6257 1010

Limited Review Report on unaudited financial results of Kokuyo Camlin Limited for the quarter ended 30 September 2022 and year-to-date results for the period from 1 April 2022 to 30 September 2022 pursuant to Regulation 33 of Securities and Exchange Board of India (Listing Obligations and Disclosure Requirements) Regulations, 2015


To the Board of Directors of Kokuyo Camlin Limited

1. We have reviewed the accompanying Statement of unaudited financial results of Kokuyo Camlin Limited ("the Company") for the quarter ended 30 September 2022 and year-to-date results for the period from 1 April 2022 to 30 September 2022 ("the Statement").
2. This Statement, which is the responsibility of the Company's management and approved by the Board of Directors, has been prepared in accordance with the recognition and measurement principles laid down in Indian Accounting Standard 34 "Interim Financial Reporting" ("Ind AS 34"), prescribed under Section 133 of the Companies Act, 2013, and other accounting principles generally accepted in India and in compliance with Regulation 33 of the Securities and Exchange Board of India (Listing Obligations and Disclosure Requirements) Regulations, 2015. Our responsibility is to issue a report on the Statement based on our review.
3. We conducted our review of the Statement in accordance with the Standard on Review Engagements (SRE) 2410 "Review of Interim Financial Information Performed by the Independent Auditor of the Entity" issued by the Institute of Chartered Accountants of India. This standard requires that we plan and perform the review to obtain moderate assurance as to whether the Statement is free of material misstatement. A review is limited primarily to inquiries of company personnel and analytical procedures applied to financial data and thus provides less assurance than an audit. We have not performed an audit and accordingly, we do not express an audit opinion.
4. Based on our review conducted as above, nothing has come to our attention that causes us to believe that the accompanying Statement, prepared in accordance with applicable accounting standards and other recognised accounting practices and policies has not disclosed the information required to be disclosed in terms of Regulation 33 of the Securities and Exchange Board of India (Listing Obligations and Disclosure Requirements) Regulations, 2015 including the manner in which it is to be disclosed, or that it contains any material misstatement.

For B S R & Co. LLP

Chartered Accountants

Firm's Registration No.:101248W/W-100022



Vijay Mathur

Partner

Mumbai, Maharashtra

21 October 2022

Membership No.: 046476

UDIN:22046476BANOLA1816

Registered Office:

B S R & Co. (a partnership firm with Registration No. BA61223) converted into B S R & Co. LLP (a Limited Liability Partnership with LLP Registration No. AAB-8181) with effect from October 14, 2013

14th Floor, Central B Wing and North C Wing, Nesco IT Park 4, Nesco Center, Western Express Highway, Goregaon (East), Mumbai - 400063