

Century Plyboards (India) Limited

Century House,

P 15/1, Taratala Road, Kolkata - 700088

• P: (033) - 3940 3950 • F: (033) - 2248 3539

kolkata@centuryply.com • www.centuryply.com

Cin No : L20101WB1982PLC034435



Date: 26th August, 2022

BSE Ltd. Phiroze Jeejeebhoy Towers Dalal Street Mumbai- 400 001 Scrip Code: 532548	National Stock Exchange of India Ltd. Exchange Plaza, Bandra Kurla Complex, Bandra (E) Mumbai- 400 051 Scrip Name- Centuryply
---	---

Dear Sir(s)/ Madam(s)

Subject: Submission of Notice of Annual General Meeting and Annual Report

Pursuant to Regulation 34 of the SEBI (Listing Obligations and Disclosure Requirements) Regulations, 2015, we enclose herewith a copy of the Annual Report of the Company for the Financial Year 2021-22. A copy of Notice convening Annual General Meeting on Wednesday, 21st September, 2022 at 11:00 A.M. through Video Conferencing (“VC”) / Other Audio Visual Means (“OAVM”) is also attached herewith.

This is for your information and record.

Thanking you,

Yours faithfully,

For Century Plyboards (India) Ltd.

Company Secretary

Encl: As above

 **CENTURY LAMINATES** |  **CENTURY PLY** |  **CENTURY MDF**

PRELAM BOARD | VENEERS | PARTICLEBOARD
EXTERIOR LAMINATES | DOOR |  | PVC BOARD | CFS





CENTURY PLYBOARDS (INDIA) LIMITED

(CIN: L20101WB1982PLC034435)

Registered Office: P-15/1, Taratala Road, Kolkata - 700 088; Phone: (033) 3940 3950
Fax: (033) 2401 5556; Website: www.centuryply.com; Email: investors@centuryply.com

NOTICE

NOTICE is hereby given that the Forty-first (41st) Annual General Meeting (AGM) of the Members of **Century Plyboards (India) Limited**, will be held on **Wednesday, 21st September, 2022 at 11:00 A.M.** through Video Conferencing ("VC") / Other Audio Visual Means ("OAVM") to transact the following businesses:

ORDINARY BUSINESS

1. To receive, consider and adopt:
 - a. the Audited Standalone Financial Statements of the Company for the Financial Year ended 31st March, 2022 together with the Reports of the Board of Directors and the Auditors thereon; and
 - b. the Audited Consolidated Financial Statements of the Company for the Financial Year ended 31st March, 2022 together with Report of the Auditors thereon.
2. To declare dividend on Equity Shares for the financial year ended 31st March, 2022.
3. To appoint a Director in place of Sri Ajay Baldawa (DIN: 00472128), who retires by rotation and being eligible, offers himself for re-appointment.
4. To appoint a Director in place of Ms. Nikita Bansal (DIN: 03109710), who retires by rotation and being eligible, offers herself for re-appointment.

SPECIAL BUSINESS

5. **Re-appointment of Sri Probir Roy (DIN: 00033045), as an Independent Director of the Company**

To consider and, if thought fit, to pass the following resolution as a Special Resolution:

"RESOLVED that pursuant to the provisions of Sections 149, 150, 152, Schedule IV and other applicable provisions, if any, of the Companies Act, 2013 read with the Companies

(Appointment and Qualification of Directors) Rules, 2014 (including any statutory modification(s) or re-enactment thereof for the time being in force) and applicable provisions of the Securities and Exchange Board of India (Listing Obligations and Disclosure Requirements) Regulations, 2015 ('Listing Regulations') (including any statutory modification(s) or re-enactment(s) thereof, for the time being in force), the Articles of Association of the Company and on recommendations of Nomination and Remuneration Committee and Board of Directors of the Company, Sri Probir Roy (DIN: 00033045), who holds the office of Independent Director up to 30th September, 2022 and being eligible, offers himself for re-appointment and has submitted a declaration that he continues to meet the criteria of Independence under Section 149(6) of the Companies Act, 2013 and the Listing Regulations and in respect of whom the Company has received a notice in writing from a member, under Section 160 of the Companies Act, 2013 proposing his candidature for the office of Director, be and is hereby re-appointed as an Independent Director of the Company, not liable to retire by rotation and to hold office as such for a second term of three years from 1st October, 2022 to 30th September, 2025, notwithstanding that he has attained the age of 75 years."

6. **Approve payment of remuneration to Executive Directors who are Promoters in excess of limits mentioned in Regulation 17(6)(e)(ii) of SEBI (Listing Obligations and Disclosure Requirements) Regulations, 2015**

To consider and, if thought fit, to pass the following resolution as a Special Resolution:

"RESOLVED that pursuant to Regulation 17(6)(e)(ii) of SEBI (Listing Obligations and Disclosure Requirements) Regulations, 2015 ('Listing Regulations'), as amended from time to time, the consent of the Members of the Company



be and is hereby accorded to the continuance of payment of remuneration as per the terms and conditions approved by the Shareholders, to Sri Sajjan Bhajanka, Sri Sanjay Agarwal, Sri Vishnu Khemani, Sri Prem Kumar Bhajanka, Sri Rajesh Kumar Agarwal, Sri Keshav Bhajanka and Ms. Nikita Bansal, Executive Directors and Promoters or members of the promoter group, of the Company, notwithstanding the fact that the annual remuneration payable in aggregate to all of them may exceed the limit of 5% of net profit of the Company as prescribed in Regulation 17(6)(e)(ii) of the Listing Regulations, for the financial years beginning from 1st April, 2022 till the expiry of respective term of each such Director.”

“RESOLVED FURTHER that the Board be and is hereby authorized to take all steps as may be necessary, proper and expedient to give effect to this Resolution.”

By Order of the Board
For **Century Plyboards (India) Ltd.**

20th July, 2022
Registered Office:
P-15/1, Taratala Road
Kolkata- 700 088

Sd/-
Sundeep Jhunjunwala
Company Secretary
FCS 4946

NOTES

1. In view of the ongoing threat posed by the COVID-19 pandemic, the Ministry of Corporate Affairs ("MCA") vide its General Circular Nos. 14/2020 dated 8th April, 2020, 17/2020 dated 13th April, 2020, 20/2020 dated 5th May, 2020, 02/2021 dated 13th January, 2021, 21/2021 dated 14th December, 2021 and 2/2022 dated 5th May, 2022 (collectively referred to as "MCA Circulars"), permitted, inter-alia, conducting of AGMs through Video Conferencing/ Other Audio-Visual Means ("VC/ OAVM") facility on or before 31st December, 2022, in accordance with the requirements provided in paragraphs 3 and 4 of the MCA General Circular No. 20/2020. Further, the Securities and Exchange Board of India ("SEBI") vide its circular nos. SEBI/HO/CFD/CMD1/CIR/P/2020/79 dated 12th May, 2020, SEBI/HO/CFD/CMD2/CIR/P/2021/11 dated 15th January, 2021 and SEBI/HO/CFD/CMD2/CIR/P/2022/62 dated 13th May, 2022 (collectively referred to as "SEBI Circulars") has also permitted the holding of the AGM through VC / OAVM, without the physical presence of the Members at a common venue. Accordingly, in compliance with the provisions of these MCA Circulars SEBI Circulars, Companies Act, 2013 ("the Act") and SEBI (Listing Obligations and Disclosure Requirements) Regulations, 2015 ("Listing Regulations"), the 41st AGM of the Company is being held through VC / OAVM. The Company will conduct the proceedings of the AGM from its Registered Office, i.e, P - 15/1, Taratala Road, Kolkata- 700088, which shall be deemed to be venue of the meeting. Hence, Members can attend and participate in the AGM through VC/OAVM only.
2. Pursuant to the provisions of the Act, a Member entitled to attend and vote at the AGM is entitled to appoint a proxy to attend and vote on his/her behalf and the proxy need not be a Member of the Company. Since this AGM is being held through VC/OAVM, physical attendance of Members has been dispensed with. Accordingly, the facility for appointment of proxies by the Members will not be available for the AGM and hence the Proxy Form and Attendance Slip are not annexed to this Notice.
3. Pursuant to Section 113 of the Act, Institutional / Corporate Shareholders (i.e. Shareholders other than individuals / HUF, NRI, etc.) are required to send a scanned copy (PDF/JPG Format) of their respective Board or governing body Resolution/Authorization etc., authorizing its representative to attend the AGM through VC / OAVM on its behalf and to vote through e-voting. The said Resolution/Authorization shall be sent to the Scrutinizer by email through its registered email address to scrutinizermkb@gmail.com with a copy marked to evoting@nsdl.co.in. Alternatively, they can also upload their Resolution/Authorization etc. by clicking on "Upload Board Resolution/Authority Letter" displayed under "e-Voting" tab in their login.
4. Pursuant to the MCA Circulars, Members attending the AGM through VC / OAVM shall be counted for the purpose of reckoning the quorum under Section 103 of the Act.
5. In case of joint holders, the Member whose name appears as the first holder in the order of names as per the Register of Members of the Company will be entitled to vote electronically at the AGM.
6. As per the provisions of Clause 3.A.II. of the General Circular No. 20/2020 dated 5th May, 2020, the matters of Special Business as appearing at Item Nos. 5 to 6 of the accompanying Notice, are considered to be unavoidable by the Board and hence, form part of this Notice.
7. The Register of Members and Share Transfer Books of the Company will remain closed from Thursday, 15th September, 2022 to Wednesday, 21st September, 2022 (both days inclusive) for the purpose of AGM and for determining the names of the Members eligible for final dividend on equity shares for the financial year ended 31st March, 2022, if declared at the Annual General Meeting.
8. Members may note that the Board of Directors at its meeting held on 16th May, 2022, has recommended payment of final dividend on equity shares @ ₹ 1.50/- per equity share for the financial year 2021-22. The dividend so recommended by the Board, if declared by the members at the Annual General Meeting, shall be paid, subject to deduction of tax at source, within statutory time limit to those members
 - (a) whose names appear as beneficial owners at the end of the business hours on 14th September, 2022 in the list of beneficial owners to be provided by NSDL and CDSL in respect of shares held in electronic (demat) form and
 - (b) whose names appear in the Register of Members of the Company on 21st September, 2022, after giving effect to valid transmission/ transposition requests lodged with the Company as of the close of business hours on 14th September, 2022.
9. The dividend, if approved by the Shareholders will be paid electronically through various online transfer modes to those members who have updated their bank account details. For members who have not updated their bank account details, dividend warrants/ demand drafts/ cheques will be sent out to the registered addresses once the postal facility is available. To avoid delay in receiving the dividend, members are requested to update their KYC with their depositories (where shares are held in dematerialized mode) and with the Company's Registrar and Share Transfer Agent (RTA) (where shares are held in physical mode) to receive the dividend directly into their bank account on the pay-out date.
10. Members holding shares in electronic form may note that bank particulars registered against their respective depository accounts will be used by the Company for payment of dividend. The Company or its RTA, M/s. Maheshwari Datamatics Private Limited cannot act on any request received directly from the members holding shares in electronic form for any change of bank particulars or bank mandates. Such changes are to be advised only to the Depository Participant by the members.
11. Pursuant to the amendments in the Income Tax Act, 1961 read with the provisions of the Finance Act, 2020, dividend income is taxable in the hands of the shareholders w.e.f.

1st April, 2020 and the Company is required to deduct tax at source (“TDS”) from dividend paid to the Members at prescribed rates. For the prescribed rates for various categories, please refer to the Finance Act, 2020 and the amendments thereof. In order to enable compliance with TDS requirements, Members are requested to complete and/or update their Residential Status, PAN with the DPs (if shares held in electronic form) and Company/ RTA (if shares held in physical form).

A Resident individual shareholder having PAN and who is not liable to pay income tax, can submit a yearly declaration in Form No. 15G/15H, to avail the benefit of non-deduction of tax at source by sending an email to investors@centuryply.com latest by 11:59 P.M. (IST) on 14th September, 2022 or by submitting the documents at <https://mdpl.in/form>.

Shareholders are requested to note that in case their PAN is not registered or having invalid PAN or Specified Person as defined under section 206AB of the Income-tax Act, 1961 (“the IT Act”), the tax will be deducted at a higher rate prescribed under section 206AA or 206AB of the IT Act, as applicable. Non-resident shareholders can avail beneficial rates under tax treaty between India and their country of residence, subject to providing necessary documents i.e. No Permanent Establishment and Beneficial Ownership Declaration, Tax Residency Certificate, Form 10F any other document which may be required to avail the tax treaty benefits by sending an email to investors@centuryply.com. The aforesaid declarations and documents need to be submitted by the shareholders latest by 11:59 P.M. (IST) on 14th September, 2022 or by submitting the documents at <https://mdpl.in/form>.

The Resident Non-Individual Members i.e. Insurance companies, Mutual Funds and Alternative Investment Fund (AIF) established in India and Non-Resident Non-Individual Members i.e. Foreign Institutional Investors and Foreign Portfolio Investors may alternatively submit the relevant forms / declarations / documents through their respective custodian who is registered on NSDL platform, latest by 11:59 P.M. (IST) on 14th September, 2022.

12. **Updation of PAN and other details:** SEBI has vide Circular dated 3rd November, 2021 and 14th December, 2021 has mandated furnishing of PAN, KYC details (i.e., Postal Address with Pin Code, e-mail address, mobile number, bank account details) and nomination details by holders of physical securities through Form ISR-1, Form ISR-2 and Form ISR-3 (as applicable) available under the ‘Investor Information’ section of the Company’s website. PAN details are to be compulsorily linked to Aadhaar by 31st March, 2023 or any other date specified by Central Board of Direct Taxes. Folios wherein any of the above cited documents / details are not available, on or after 1st April, 2023, shall be frozen as per the aforesaid circular. Effective from 1st January, 2022, any service requests/ complaints received from a Member holding physical securities will not be processed by the Registrar till the aforesaid details/ documents are provided to the Registrar. The Company has sent individual letters to all the Members holding shares

of the Company in physical form for furnishing their PAN, KYC details and Nomination.

13. In terms of Regulation 40 of the Listing Regulations, as amended, requests for effecting transfer of securities shall not be processed unless the securities are held in the dematerialized form with a depository. However, Members can continue to hold shares in physical form. Accordingly, Members holding shares of the Company in physical form are requested to kindly get their shares converted into demat/electronic form to get inherent benefits of dematerialisation since physical transfer of equity shares/ issuance of equity shares in physical form have been disallowed by SEBI. A Guidance note on procedure for dematerialisation of shares held in physical form is also placed on the website of the Company under ‘Investors’ section.
14. As per the provisions of Section 72 of the Act and applicable SEBI Circular, any holder of securities of the Company may, at any time, nominate any person as his/her nominee upon whom the securities shall vest in the event of his/her death. Members holding shares in physical form may file nomination in the prescribed Form SH-13 with the Company/ RTA. If a Member desires to make changes to their nomination details, he/she may submit the same in Form ISR-3 or Form SH-14. In respect of shares held in dematerialized form, the nomination form may be filed with their respective DPs. The said form can be downloaded from the Company’s website under ‘Investor Information’ section.
15. SEBI vide its notification dated 24th January, 2022, has mandated Listed Companies to issue securities in demat form only after processing the requests in prescribed Form ISR-4 received for issue of duplicate certificate, transmission, transposition, renewal/exchange of share certificate, endorsement, sub-division/splitting of certificate, consolidation of certificates, etc. The RTA will after processing such requests issue a Letter of Confirmation to the concerned shareholder for submission to DP within 120 days from the date of issue of Letter of Confirmation for dematerialisation of shares. In case shareholder fails to submit the demat request within the aforesaid period, the RTA shall credit the shares to Suspense Escrow Demat Account of the Company. Accordingly, Members are requested to make service requests by submitting a duly filled and signed Form ISR – 4, the format of which is available on the Company’s website under the ‘Investors’ section. It may be noted that any service request can be processed only after the folio is KYC Compliant.
16. To prevent fraudulent transactions, Members are advised to exercise due diligence and notify the Company of any change in address or demise of any joint holder / Member as soon as possible. Members are also advised to periodically obtain / request their DP for statement of their shareholding and the same be verified from time to time.
17. Members are requested to intimate changes, if any, pertaining to their name, postal address with pincode, e-mail address, telephone/mobile numbers, Permanent Account Number (PAN), mandates, nominations, power of

attorney, specimen signature, bank details such as, name of the bank and branch details, bank account number, MICR code, IFSC code, etc. to their Depository Participants (DPs) in case the shares are held in electronic form and to the Company/Registrar and Transfer Agent in prescribed Form ISR-1 and other forms (as applicable) pursuant to SEBI Circular No. SEBI/HO/MIRSD/MIRSD_RTAMB/P/CIR/2021/655 dated 3rd November, 2021 read with clarification dated 14th December, 2021. PAN details are to be compulsorily linked to Aadhaar by 31st March, 2023 or any other date specified by Central Board of Direct Taxes. Folios wherein any of the above cited documents / details are not available, on or after 1st April, 2023, shall be frozen as per the aforesaid circular.

18. Members holding shares in physical form, in identical order of names, in more than one folio are requested to send to the Company or its RTA, the details of such folios together with the share certificates along with the requisite KYC documents for consolidating their holdings in one folio. A consolidated Letter of Confirmation will be issued to such Members after making requisite changes for submission to DP for dematerialising the same. Members holding shares in physical form are requested to consider converting their holdings to dematerialized form to eliminate all risks associated with physical shares and for ease of portfolio management. Members can contact the Company or its RTA for assistance in this regard.
19. Members seeking any information regarding accounts or any other matter to be placed at the AGM, are requested to write to the Company at least seven days before the date of the meeting through email at investors@centuryply.com so as to enable the management to keep the same ready on the date of AGM and to reply suitably.
20. The Register of Directors and Key Managerial Personnel and their shareholding maintained under section 170 of the Act, Register of Contracts or arrangements in which directors are interested maintained under section 189 of the Act and all other documents referred to in this Notice will be available for inspection in electronic mode. Members seeking to inspect such documents can send an email to the Company at investors@centuryply.com.
21. Members are requested to note that dividends if not encashed for a consecutive period of seven years from the date of transfer to Unpaid Dividend Account of the Company, are liable to be transferred to the Investor Education and Protection Fund (IEPF) on due dates. The shares in respect of which such unclaimed dividends are also liable to be transferred to the demat account of the IEPF Authority. In view of this, Members/ Claimants are requested to claim their dividends from the Company, within the stipulated timeline. The Members, whose unclaimed dividends/shares have been transferred to IEPF, may claim the same by making an application to the IEPF Authority in Form No. IEPF-5 available on www.iepf.gov.in.

The Company has transferred to the IEPF, final Dividend for the Financial Year 2013-14 and interim dividend for the Financial Year 2014-15 which remained unpaid/ unclaimed for a period of seven years. The Company had sent

intimation in this regard to all the shareholders who have not claimed/encashed their dividends consecutively for the last seven years. The Company had also simultaneously published notice in the leading newspapers in this regard and also uploaded the details of unpaid/ unclaimed amounts lying with the Company, on the "Investors Section" of the Company's website (www.centuryply.com) and also on the website of the Ministry of Corporate Affairs.

22. **INFORMATION AND OTHER INSTRUCTIONS RELATING TO E-VOTING ARE AS UNDER:**

- A) Pursuant to the provisions of Section 108 of the Companies Act, 2013, Rule 20 of the Companies (Management and Administration) Rules, 2014 (as amended from time to time) read with relevant MCA Circulars and Regulation 44 of the Listing Regulations and in terms of SEBI Circular no. SEBI/HO/CFD/CMD/CIR/P/2020/242 dated 9th December, 2020 in relation to "e-Voting Facility Provided by Listed Entities", the Company is pleased to provide the facility of casting votes by a Member using remote e-voting system as well as e-voting on the date of the AGM in respect of items to be acted at this AGM for which the Company has engaged the services of National Securities Depository Limited (NSDL). The Members desiring to vote through electronic mode may refer to the detailed procedure on e-voting given hereinafter.
- B) The Members, whose names appear in the Register of Members / list of Beneficial Owners as on Wednesday, 14th September, 2022 being the cut-off date, are entitled to vote on the Resolutions set forth in this Notice. A person who is not a Member as on cut-off date should treat this notice for information purpose only. Members who have acquired shares after the despatch of the Notice of AGM and before the cut-off date may approach the Company for issuance of the User ID and Password for exercising their right to vote by electronic means.
- C) The remote e-voting period will commence at 9.00 a.m. on Saturday, 17th September, 2022 and will end at 5.00 p.m. on Tuesday, 20th September, 2022. The remote e-voting shall not be allowed beyond 5.00 p.m. on Tuesday, 20th September, 2022. At the end of remote e-voting, the remote e-voting module shall be disabled by NSDL for voting thereafter. Members have the option to cast their vote on any of the resolutions using the remote e-voting facility, either during remote e-voting period or e-voting during the AGM.
- D) The voting rights shall be as per the number of equity shares held by the Member(s) holding shares either in physical form or in dematerialized form, as on Wednesday, 14th September, 2022, i.e. cut-off date.
- E) The Members who have cast their votes through remote e-voting prior to the meeting may still attend/ participate in the AGM through VC / OAVM but shall not be entitled to cast their vote again. Once the vote on a resolution is cast by a Member, the Member shall not be allowed to change it subsequently. Members

who have voted on some of the resolutions during the said voting period are also eligible to vote on the remaining resolutions during the AGM.

- F) The Board of Directors has appointed Sri Manoj Kumar Banthia (ACS 11470/ CP- 7596) and failing him, Sri Raj Kumar Banthia (ACS 17190/CP-18428) of M/s. MKB & Associates, Company Secretaries in Practice, Kolkata, as the Scrutinizer to scrutinize the voting during the AGM and remote e-voting process and ensure that the same is carried out in a fair and transparent manner.
- G) The Scrutinizer, after scrutinizing the votes cast during the AGM and through remote e-voting, will, not later than two working days or three calendar days, whichever is earlier, of conclusion of the AGM, make a consolidated scrutinizer's report and submit the same to the Chairman or to the person authorised by him. The results declared along with the consolidated scrutinizer's report shall be placed on the website of the Company at www.centuryply.com and that of NSDL at www.evoting.nsd.com, besides being displayed on the Notice Board of the Company at its Registered Office. The results shall simultaneously be communicated to the Stock Exchanges where the shares of the Company are listed.

H) **PROCEDURE FOR E-VOTING**

The detailed procedure and manner for voting electronically on NSDL e-voting system are explained herein below:

Step 1: Access to NSDL e-Voting system

Step 2: Cast your vote electronically and join General Meeting on NSDL e-Voting system


Details on Step 1: Access to NSDL e-Voting system:

a) Login method for e-Voting and joining virtual meeting for Individual shareholders holding securities in demat mode

Pursuant to SEBI circular no. SEBI/HO/CFD/CMD/CIR/P/2020/242 dated 9th December, 2020 on "e-Voting facility provided by Listed Companies", e-Voting process has been enabled for all the individual demat account holders, by way of single login credential, through their demat accounts / websites of Depositories / Depository Participants (DPs) in order to increase the efficiency of the voting process. Individual demat account holders would be able to cast their vote without having to register again with the e-Voting service provider (ESP) thereby not only facilitating seamless authentication but also ease and convenience of participating in e-Voting process. Shareholders are advised to update their mobile number and email ID in their demat accounts with their respective DPs in order to access the e-Voting facility.

Login method for Individual shareholders holding securities in demat mode is given below:

Type of shareholders	Login Method
Individual Shareholders holding securities in demat mode with NSDL.	<p>I. NSDL IDeAS facility</p> <p>a) If you are already registered, follow the below steps:</p> <ol style="list-style-type: none"> 1. Visit the e-Services website of NSDL Viz. https://eservices.nsd.com either on a Personal Computer or on a mobile. 2. Once the home page of e-services is launched, click on the "Beneficial Owner" icon under "Login" which is available under 'IDeAS' section. 3. A new screen will open. You will have to enter your existing User ID and Password. After successful authentication, you will be able to see e-Voting services under Value added services. 4. Click on "Access to e-Voting" appearing on the left hand side under e-Voting services and you will be able to see e-Voting page. 5. Click on options available against Company name or e-Voting service provider i.e. NSDL and you will be re-directed to e-Voting website of NSDL for casting your vote during the remote e-Voting period or joining virtual meeting and e-voting during the meeting. <p>b) If you are not registered, follow the below steps:</p> <ol style="list-style-type: none"> 1. Option to register is available at https://eservices.nsd.com. 2. Select "Register Online for IDeAS" appearing on the left hand side of the home page of e-services or click at https://eservices.nsd.com/SecureWeb/IdeasDirectReg.jsp 3. After successful registration, please follow steps given in points 1-5.

Type of shareholders	Login Method
	<p>II. E-voting website of NSDL</p> <ol style="list-style-type: none"> 1. Open web browser by typing the following URL: https://www.evoting.nsdl.com/ either on a Personal Computer or on a mobile phone. 2. Once the home page of e-Voting system is launched, click on the icon “Login” which is available under ‘Shareholder/Member’ section. 3. A new screen will open. You will have to enter your User ID (i.e. your sixteen digit demat account number hold with NSDL), Password/OTP and a Verification Code as shown on the screen. 4. After successful authentication, you will be redirected to NSDL Depository site wherein you can see e-Voting page. Click on options available against Company name or e-Voting service provider i.e. NSDL and you will be redirected to e-Voting website of NSDL for casting your vote during the remote e-Voting period or joining virtual meeting and voting during the meeting. <p>III. Mobile Application</p> <p>Shareholders/Members can also download NSDL Mobile App “NSDL Speede” by scanning the QR code mentioned below for seamless voting experience.</p> <p style="text-align: center;">NSDL Mobile App is available on</p> <div style="display: flex; justify-content: center; align-items: center; gap: 20px;"> <div style="text-align: center;">  </div> <div style="text-align: center;">  </div> </div> <div style="display: flex; justify-content: center; align-items: center; gap: 40px; margin-top: 10px;">   </div>
<p>Individual Shareholders holding securities in demat mode with CDSL</p>	<ol style="list-style-type: none"> 1. Existing users who have opted for Easi / Easiest, can login through their user ID and password. Option will be made available to reach e-Voting page without any further authentication. The URL for users to login to Easi/Easiest is https://web.cdslindia.com/myeasi/home/login or visit the website www.cdslindia.com and click on the “New System Myeasi” option available under “Login” section. 2. After successful login of Easi/Easiest the user will be also able to see the E Voting Menu. The Menu will have links of e-Voting service provider (ESP) i.e. NSDL. Click on NSDL to cast your vote. 3. If the user is not registered for Easi/Easiest, option to register is available at https://web.cdslindia.com/myeasi/Registration/EasiRegistration 4. Alternatively, the user can directly access e-Voting page by providing demat Account Number and PAN from a link in www.cdslindia.com home page. The system will authenticate the user by sending OTP on registered Mobile and Email as recorded in the demat Account. After successful authentication, user will be provided links for the respective ESP i.e. NSDL where the e-Voting is in progress.
<p>Individual Shareholders (holding securities in demat mode) login through their depository participants</p>	<ol style="list-style-type: none"> 1. You can also login using the login credentials of your demat account through your Depository Participant registered with NSDL/CDSL for e-Voting facility. 2. Once logged-in, you will be able to see e-Voting option. Once you click on e-Voting option, you will be redirected to NSDL/CDSL Depository site after successful authentication, wherein you can see e-Voting feature. 3. Click on the options available against Company name or e-Voting service provider i.e. NSDL and you will be redirected to e-Voting website of NSDL for casting your vote during the remote e-Voting period or joining virtual meeting and voting during the meeting.

Important note: Members who are unable to retrieve User ID/ Password are advised to use Forgot User ID and Forgot Password option available at respective websites.

Helpdesk for Individual Shareholders holding securities in demat mode for any technical issues related to login through Depository i.e. NSDL and CDSL.

Login type	Helpdesk details
Individual Shareholders holding securities in demat mode with NSDL	Members facing any technical issue in login can contact NSDL helpdesk by sending a request at evoting@nsdl.co.in or calling at toll free no.: 1800 1020 990 and 1800 22 44 30
Individual Shareholders holding securities in demat mode with CDSL	Members facing any technical issue in login can contact CDSL helpdesk by sending a request at helpdesk.evoting@cdslindia.com or contacting at 022- 23058738 or 022-23058542-43

b) Login method for e-Voting and joining virtual meeting for shareholders other than Individual shareholders holding securities in demat mode and shareholders holding securities in physical mode.

How to Log-in to NSDL e-voting website?

1. Visit the e-voting website of NSDL. Open web browser by typing the following URL: <https://www.evoting.nsd.com/> either on a personal computer or on a mobile phone.
2. Once the home page of e-voting system is launched, click on the icon “Login” which is available under “Shareholders/ Member” section.
3. A new screen will open. You will have to enter your User ID, your Password/OTP and a Verification Code as shown on the screen.
4. Alternatively, if you are registered for NSDL eservices i.e. IDEAS, you can log-in at <https://eservices.nsd.com/> with your existing IDEAS login. Once you log-in to NSDL eservices after using your log-in credentials, click on e-voting and you can proceed to Step 2 i.e. cast your vote electronically.
5. Your User ID details are given below:

Manner of holding shares i.e. Demat (NSDL or CDSL) or Physical	Your User ID is:
A. For Members who hold shares in demat account with NSDL.	8 Character DP ID followed by 8 Digit Client ID. For example, if your DP ID is IN300*** and Client ID is 12***** then your user ID is IN300***12*****
B. For Members who hold shares in demat account with CDSL.	16 Digit Beneficiary ID. For example, if your Beneficiary ID is 12***** then your user ID is 12*****
C. For Members holding shares in Physical Form.	EVEN Number followed by Folio Number registered with the Company. For example, if EVEN is 123456 and folio number is 001*** then user ID is 123456001***

6. Your password details are given below:

- i. If you are already registered for e-voting, then you can use your existing password to login and cast your vote.
- ii. If you are using NSDL e-voting system for the first time, you will need to retrieve the ‘initial password’ which was communicated to you by NSDL. Once you retrieve your ‘initial password’, you need to enter the ‘initial password’ and the system will force you to change your password.

to you on your email ID. Trace the email sent to you from NSDL in your mailbox from evoting@nsdl.com. Open the email and open the attachment i.e. a .pdf file. Open the .pdf file. The password to open the .pdf file is your 8 digit client ID for NSDL account, last 8 digits of client ID for CDSL account or folio number for shares held in physical form. The .pdf file contains your ‘User ID’ and your ‘initial password’.

7. How to retrieve your ‘initial password’?

- i. If your email ID is registered in your demat account or with the company, your ‘initial password’ is communicated

- ii. In case you have not registered your email address with the Company/ Depository, please follow instructions mentioned below in process for those shareholders whose email ids are not registered.

8. If you are unable to retrieve or have not received the 'initial password' or have forgotten your password:
 - i. Click on **"Forgot User Details/ Password?"** (If you are holding shares in your demat account with NSDL or CDSL) option available on www.evoting.nsd.com.
 - ii. **"Physical User Reset Password?"** (If you are holding shares in physical mode) option available on www.evoting.nsd.com.
 - iii. If you are still unable to get the password by aforesaid two options, you can send a request at evoting@nsdl.com mentioning your demat account number/ folio number, your PAN, your name and your registered address.
 - iv. Members can also use the one-time password (OTP) based login for casting the votes on the e-Voting system of NSDL.
9. After entering your password, click on Agree to "Terms and Conditions" by selecting on the check box.
10. Now, you will have to click on "Login" button.
11. After you click on the "Login" button, Home page of e-voting will open.

Details on Step 2: Cast your vote electronically and join General Meeting on NSDL e-Voting system:

How to cast your vote electronically and join General Meeting on NSDL e-Voting system?

1. After successful login at Step 1, you will be able to see all the companies "EVEN" in which you are holding shares and whose voting cycle and General Meeting is in active status.
 2. Select "EVEN" of the Company for which you wish to cast your vote during the remote e-Voting period and/ or during the General Meeting. For joining virtual meeting, you need to click on "VC/OAVM" link placed under "Join Meeting" tab.
 3. Now you are ready for e-voting as the Voting page opens
 4. Cast your vote by selecting appropriate options i.e. assent or dissent, verify/modify the number of shares for which you wish to cast your vote and click on "Submit" and also "Confirm" when prompted.
 5. Upon confirmation, the message "Vote cast successfully" will be displayed.
 6. You can also take the printout of the votes cast by you by clicking on the print option on the confirmation page
7. Once you confirm your vote on the resolution, you will not be allowed to modify your vote.
- I) **General Guidelines for shareholders**
1. Corporate and institutional shareholders (companies, trusts, societies etc.) are required to send a scanned copy (PDF / JPG format) of the relevant Board Resolution / appropriate authorisation, together with the attested specimen signature(s) of the authorized signatory(ies) who are authorized to vote, to the Scrutinizer via email at: scrutinizermkb@gmail.com, with a copy marked to evoting@nsdl.co.in. They can also upload their Board Resolution / Power of Attorney / Authority Letter etc. by clicking on **"Upload Board Resolution / Authority Letter"** displayed under **"e-Voting"** tab in their login.
 2. Any person holding shares in physical form and non-individual shareholders, who acquires shares of the Company and becomes a Member of the Company after sending of the Notice and holding shares as of the cut-off date, may obtain the login ID and password by sending a request at evoting@nsdl.co.in. However, if he / she is already registered with NSDL for remote e-Voting then he /she can use his / her existing User ID and password for casting the vote. If password is forgotten, the same can be reset by using "Forgot User Details/Password" or "Physical User Reset Password" option available on www.evoting.nsd.com or calling on toll free no. 1800 1020 990 or 1800 22 44 30. In case of Individual Shareholders holding securities in demat mode and who acquires shares of the Company and becomes a Member of the Company after sending of the Notice and holding shares as of the cut-off date may follow steps mentioned at Step 1 (A) above under "Login method for e-Voting and joining virtual meeting for Individual shareholders holding securities in demat mode"
 3. It is strongly recommended not to share your password with any other person and take utmost care to keep your password confidential. Login to the e-voting website will be disabled upon five unsuccessful attempts to key in the correct password. In such an event, you will need to go through the "Forgot User Details/Password?" or "Physical User Reset Password?" option available on www.evoting.nsd.com to reset the password.
 4. In case of any queries relating to e-voting you may refer to the FAQs for Shareholders and e-voting user manual for Shareholders available at the download section of www.evoting.nsd.com or call on toll free no.: 1800 1020 990 and 1800 22 44 30 or send a request at evoting@nsdl.co.in. In case of any grievances connected with facility for e-voting, please contact to Mr. Amit Vishal, Senior Manager-NSDL and/or Ms. Pallavi Mhatre, Senior Manager- NSDL at evoting@nsdl.co.in.

J) Process for those shareholders whose email IDs are not registered with the depositories for procuring user ID and password and registration of email IDs for e-voting for the resolutions set out in this notice:

1. In case shares are held in physical mode, please provide Folio No., Name of shareholder, Number of Equity Shares held, scanned copy of the share certificate (front and back) along with self-attested scanned copy of PAN card, self-attested scanned copy of any document (such as AADHAAR card / latest Electricity Bill / latest Telephone/Mobile Bill / Driving License / Passport / Voter ID Card / Bank Passbook particulars) in support of the postal address of the Member as registered against their shareholding, by email to the Company at investors@centuryply.com or by visiting the email updation link of the Company's Registrar and Share Transfer Agent M/s. Maheshwari Datamatics Pvt. Ltd. as given below:

Link for email registration - <http://mdpl.in/form/email-update>

2. In case shares are held in demat mode, please provide DPID-CLID (16 digit DPID + CLID or 16 digit beneficiary ID), Name, client master or copy of Consolidated Account statement, self-attested scanned copy of PAN card, self-attested scanned copy of Aadhaar Card to the Company at investors@centuryply.com or register/update the same through respective Depository Participants (DPs). Any such updation effected by the DPs will automatically reflect subsequently in the Company's records. If you are an Individual shareholders holding securities in demat mode, you are requested to refer to the login method explained at step 1 (A) i.e. Login method for e-Voting and joining virtual meeting for Individual shareholders holding securities in demat mode.
3. Alternatively, member may send an e-mail request to evoting@nsdl.co.in for obtaining User ID and Password by proving the details mentioned in Point (1) or (2) as the case may be.

23. INSTRUCTIONS FOR MEMBERS FOR E-VOTING ON THE DAY OF THE AGM ARE AS UNDER:-

- a) The procedure for e-Voting on the day of the AGM is same as the instructions mentioned above for remote e-voting.
- b) Only those Members/ shareholders, who will be present in the AGM through VC/OAVM facility and have not casted their vote on the Resolutions through remote e-Voting and are otherwise not barred from doing so, shall be eligible to vote through e-Voting system in the AGM.

- c) Members who have voted through Remote e-Voting will be eligible to attend the AGM. However, they will not be eligible to vote at the AGM.
- d) The details of the person who may be contacted for any grievances connected with the facility for e-Voting on the day of the AGM shall be the same person mentioned for Remote e-voting.

24. INSTRUCTIONS FOR MEMBERS FOR ATTENDING THE AGM THROUGH VC / OAVM ARE AS UNDER:

- a) Members will be able to attend the AGM through VC / OAVM or view the live webcast of the AGM provided by NSDL at <https://www.evoting.nsdl.com> by following the steps mentioned above for access to NSDL e-Voting system. After successful login, you can see link of VC / OAVM placed under **"Join Meeting"** menu against company name. You are requested to click on VC / OAVM link placed under Join Meeting menu.
- b) Members who do not have the User ID and Password for e-Voting or have forgotten the User ID and Password may retrieve the same by following the remote e-Voting instructions mentioned in the Notice. Further, Members can also use the OTP based login for logging into the e-Voting system of NSDL will be able to attend the AGM through VC/OAVM by using the facility provided by NSDL at <https://www.evoting.nsdl.com>
- c) The Members can join the AGM in the VC/OAVM mode 15 minutes before and after the scheduled time of the commencement of the Meeting by following the procedure mentioned in the Notice. Members under the category of Institutional Investors are encouraged to attend the AGM and also vote through remote e-Voting or e-Voting during the AGM.
- d) Members are encouraged to join the Meeting through Laptops for better experience. Further, Members will be required to allow access to camera and use internet with a good speed to avoid any disturbance during the meeting. Please note that participants connecting from mobile devices or tablets or through Laptop connecting via mobile hotspot may experience Audio/Video loss due to fluctuation in their respective network. It is therefore recommended to use stable Wi-Fi or LAN connection to mitigate any kind of aforesaid glitches.
- e) Members who need assistance before or during the AGM, can contact Mr. Amit Vishal, Senior Manager – NSDL at evoting@nsdl.co.in / 022-24994360 or Ms. Pallavi Mhatre, Senior Manager – NSDL at evoting@nsdl.co.in / 022-24994545 or call at 1800-1020 990/ 1800 22 44 30.
- f) Members who would like to express their views/ have questions may send their questions in advance

mentioning their name, demat account number/folio number, email IDs, mobile number at investors@centuryply.com from Thursday, 15th September, 2022 to Saturday, 17th September, 2022 (till 5:00 p.m. IST) (both days inclusive). The same will be replied by the company suitably.

- g) Members who would like to express their views or ask questions during the AGM may register themselves as a speaker by sending their request from their registered email address mentioning their name, DP ID and Client ID/folio number, PAN, mobile number at investors@centuryply.com from Thursday, 15th September, 2022 to Saturday, 17th September, 2022 (till 5:00 p.m. IST). Those Members who have registered themselves as a speaker will only be allowed to express their views/ask questions during the AGM. The Company reserves the right to restrict the number of speakers depending on the availability of time for the AGM.
25. As per MCA and SEBI Circulars, electronic copies of the Notice of AGM and Annual Report are being sent only by email to those members whose email addresses are registered with the Company / Depository Participant(s). Members may note that the Notice and Annual Report for the year 2021-22 will also be available on the Company's website www.centuryply.com, websites of the Stock Exchanges i.e. BSE Limited and National Stock Exchange of India Limited at www.bseindia.com and www.nseindia.com respectively and on the website of NSDL at www.evoting.nsdl.com.
26. To support the 'Green Initiative', Members who have not yet registered their email addresses are requested to

register the same with their respective DPs in case the shares are held by them in electronic form and with the Company's RTA in case the shares are held in physical form by sending the duly filled in E-communication registration form enclosed with this Notice to our RTA on their email ID mdpldc@yahoo.com or to the Company at investors@centuryply.com so as to receive all communication including Annual Report, Notices, Circulars, etc. from the Company electronically.

27. An Explanatory Statement pursuant to Section 102 of the Act setting out material facts in respect of Special Business under item nos. 5 to 6 of the Notice, is annexed hereto.
28. Information in terms of Regulation 36(3) of the Listing Regulations, the Act and 'Secretarial Standards on General Meetings' (SS-2), in respect of Directors seeking appointment/ re-appointment at this AGM, is annexed hereto.
29. Since the AGM will be held through VC / OAVM, Route Map is not annexed in this Notice.

By Order of the Board
For **Century Plyboards (India) Ltd.**

20th July, 2022
Registered Office
P-15/1, Taratala Road
Kolkata- 700 088

Sd/-
Sundeep Jhunjunwala
Company Secretary
FCS 4946

EXPLANATORY STATEMENT PURSUANT TO SECTION 102(1) OF THE COMPANIES ACT, 2013

Item no. 5

Re-appointment of Sri Probir Roy (DIN: 00033045), as an Independent Director of the Company

The Members of the Company, through Postal Ballot on 28th March, 2019, had approved appointment of Sri Probir Roy (DIN: 00033045) as an Independent Director of the Company to hold office for a term from 1st April, 2019 to 30th September, 2022. He holds office as Independent Director of the Company up to 30th September, 2022 ("first term" in terms of the explanation to Sections 149(10) and 149(11) of the Act).

Section 149(10) of the Act provides that an Independent Director shall hold office for a term of up to five consecutive years on the Board and shall be eligible for re-appointment on passing a Special Resolution by the Company and disclosure of such appointment in its Board's report. Sri Probir Roy, being eligible, offers himself to be re-appointed for a second term.

The Nomination and Remuneration Committee, on the basis of the report of performance evaluation of Independent Director and his consent for reappointment, has recommended reappointment of Sri Probir Roy for a second term of three years from 1st October, 2022 to 30th September, 2025 as Independent Director on the Board of the Company.

The Board, based on the performance evaluation of Independent Director and as recommended by the Nomination and Remuneration Committee, also considers that, given his background, experience and substantial contributions made by him during his tenure, the continued association of Sri Probir Roy would be beneficial to the Company and it is desirable to continue availing his services as Independent Director. The Board therefore, proposed to reappoint Sri Probir Roy as an Independent Director of the Company, not liable to retire by rotation, for a second consecutive term of three years from 1st October, 2022 to 30th September, 2025. Sri Probir Roy, who has already attained the age of seventy five years, has been actively participating in all Board and Committee proceedings.

Pursuant to Secretarial Standards on General Meetings, the performance evaluation of Sri Probir Roy is summarized herein and the same serves as adequate justification for recommending his reappointment. The performance evaluation of Independent Director was based on various criteria, inter-alia, including attendance at Board and Committee Meetings, skill, experience, ability to challenge views of others in a constructive manner, knowledge acquired with regard to the Company's business, understanding of industry and global trends, etc.

Sri Roy extensively helps in bringing judgment on the Board of Directors' deliberations especially on issues of strategy, performance, risk management, resources, key appointments and standards of conduct. He participates constructively and actively in the meetings of the Board which he is a member. He applies independent judgement and effectively deploys expertise and knowledge in Board proceedings, while keeping

the interest of all the Stakeholders at the fore-front. He has upheld ethical standards of integrity and rectitude, maintained confidentiality and have also abstained from performing any action that would lead to loss of their independence.

In terms of Regulation 17(1A) of the Listing Regulations effective from 1st April, 2019, no Listed Company shall appoint a person or continue the directorship of any person as a Non-executive Director who has attained the age of seventy five years, unless a Special Resolution is passed to that effect. Further, as per Regulation 25(2A) of the Listing Regulations, the appointment, re-appointment or removal of an Independent Director of a Listed Company, shall be subject to the approval of shareholders by way of a special resolution. Sri Probir Roy has already attained the age of seventy five years and therefore, in compliance with the said regulation and based on justification indicated hereinabove, consent of the Members for his reappointment is being sought by way of a Special Resolution.

The Company has received notice in writing from a member under Section 160 of the Act proposing the candidature of Sri Probir Roy for the office of Independent Director of the Company. The notice is available for inspection by the members in electronic mode.

The Company has also received from Sri Probir Roy (i) consent to act as Director in writing in Form DIR-2 pursuant to Rule 8 of Companies (Appointment and Qualification of Directors) Rules, 2014 (ii) disclosure in Form DIR-8 pursuant to Rule 14(1) of the Companies (Appointment and Qualification of Directors) Rules, 2014 to the effect that he is not disqualified under sub section (2) of Section 164 of the Companies Act, 2013 (iii) declaration to the effect that he meets the criteria of independence as prescribed both under sub-section (6) of Section 149 of the Act, Rules thereunder and under the Listing Regulations and (iv) declaration to the effect that he is in compliance with Rules 6(1) and 6(2) of the Companies (Appointment and Qualification of Directors) Rules, 2014, with respect to his registration with the data bank of Independent Directors maintained by the Indian Institute of Corporate Affairs. The directorships held by him are within the limits as prescribed under the Act and Regulation 25 of the Listing Regulations.

The Board of Directors is of the opinion that Sri Probir Roy fulfills the conditions specified in the Act and the Rules framed thereunder read with the Listing Regulations for his re-appointment as an Independent Director and he is independent of the Company's management. He also possesses appropriate skills, experience and knowledge required for discharge of his duties as Independent Directors.

Brief resume, the nature of expertise in specific functional areas, names of companies in which he holds directorships, committee memberships/ chairmanships, his shareholding, and other details as required under the Listing Regulations and Secretarial Standard on General Meetings, are separately annexed hereto.

Copy of draft letter of appointment of Sri Probir Roy setting out the terms and conditions of reappointment shall be available for inspection by the Members in electronic mode. Members can inspect the same by sending an email to investors@centuryply.com.

Except Sri Probir Roy and his relatives, no other Director, Key Managerial Personnel or their respective relatives is interested or concerned, in any way, concerned or interested, financially or otherwise, in the aforementioned resolution set out in item no. 5 of this Notice. This statement may also be regarded as an appropriate disclosure under the Listing Regulations.

The Board of Directors recommends the Special resolution set out in Item no. 5 for your approval.

Item no. 6

Approve payment of remuneration to Executive Directors who are Promoters in excess of limits as mentioned in Regulation 17(6)(e)(ii) of SEBI (Listing Obligations and Disclosure Requirements) Regulations, 2015

The Members of the Company, pursuant to recommendation of Nomination and Remuneration Committee and Board of Directors, had approved the re-appointments and the payment of Managerial Remuneration of Sri Sajjan Bhajanka, Sri Sanjay Agarwal, Sri Vishnu Khemani, Sri Prem Kumar Bhajanka, Sri Rajesh Kumar Agarwal, Sri Keshav Bhajanka and Ms. Nikita Bansal, Executive Directors and Promoters or members of the promoter group of the Company. Their respective tenure and the terms of remuneration, as approved by the Shareholders for the aforesaid Directors are summarized below:

Name of Director	Shareholders approval date	Tenure	Remuneration approved
Sri Sajjan Bhajanka	8 th September, 2021	1 st April, 2021 to 31 st March, 2026	Salary- Maximum ₹ 2,40,00,000/- per annum. Perquisites- Maximum ₹ 1,00,000/- per month. Commission- Maximum 2% of the net profit Other terms-As per Agreement
Sri Sanjay Agarwal	8 th September, 2021	1 st July, 2021 to 30 th June, 2026	Salary- Maximum ₹ 2,40,00,000/- per annum. Perquisites- Maximum ₹ 1,00,000/- per month. Commission- Maximum 2% of the net profit Other terms-As per Agreement
Sri Vishnu Khemani	14 th September, 2018	1 st August, 2018 to 31 st July, 2023	Salary- Maximum ₹ 2,40,00,000/- per annum. Perquisites- Maximum ₹ 1,00,000/- per month. Commission- Maximum 2% of the net profit Other terms-As per Agreement
Sri Prem Kumar Bhajanka	14 th September, 2018	1 st August, 2018 to 31 st July, 2023	Salary- Maximum ₹ 2,40,00,000/- per annum. Perquisites- Maximum ₹ 1,00,000/- per month. Commission- Maximum 2% of the net profit Other terms-As per Agreement
Sri Rajesh Kumar Agarwal	8 th September, 2021	9 th February, 2021 to 8 th February, 2024	Salary- Maximum ₹ 1,00,00,000/-per annum. Perquisites- Maximum ₹ 1,00,000/- per month. Other terms-As per Agreement
Sri Keshav Bhajanka	8 th September, 2021	28 th January, 2021 to 27 th January, 2026	Salary- Maximum ₹ 2,40,00,000/- per annum. Perquisites- Maximum ₹ 1,00,000/- per month. Commission- Maximum 1% of the net profit Other terms-As per Agreement
Ms. Nikita Bansal	24 th May, 2022	1 st February, 2022 to 31 st January, 2027	Salary- Maximum ₹ 2,40,00,000/- per annum. Perquisites- Maximum ₹ 1,00,000/- per month. Commission- Maximum 1% of the net profit Other terms-As per Agreement



As per Regulation 17(6)(e)(ii) of the Listing Regulations, the remuneration payable to executive directors who are promoters or members of the promoter group, shall be subject to the approval of the shareholders by way of a Special Resolution, if the aggregate annual remuneration to all such promoter executive directors exceeds 5% of the net profits of the Company computed as per Section 198 of the Act.

At present, Sri Sajjan Bhajanka, Sri Sanjay Agarwal, Sri Prem Kumar Bhajanka, Sri Vishnu Khemani, Sri Rajesh Kumar Agarwal, Sri Keshav Bhajanka and Ms. Nikita Bansal are the Promoter Executive Directors on the Board. The aggregate annual remuneration payable to such Promoter Executive Directors for their remaining tenure may exceed 5% of the net profits of the Company and therefore, approval of Members by way of Special Resolution is required in order to comply with the requirements of Regulation 17(6)(e) of the Listing Regulations and to continue making payment of remuneration to them as mentioned in their respective appointment/reappointment agreements, till the expiry of their respective terms. The Board, at its meeting held on 20th July, 2022 has also considered and recommended the same for approval of the members.

Copy of agreement entered into by the Company and Sri Sajjan Bhajanka, Sri Sanjay Agarwal, Sri Prem Kumar Bhajanka, Sri Vishnu Khemani, Sri Rajesh Kumar Agarwal, Sri Keshav Bhajanka and Ms. Nikita Bansal, respectively, setting out the

terms and conditions of their appointment as Executive Director shall be open for inspection by the Members in electronic mode. Members can inspect the same by sending an email to investors@centuryply.com.

Except the aforesaid Promoter Executive Directors and their relatives, none of the Directors and Key Managerial Personnel of the Company or their relatives are, in any way, concerned or interested, financially or otherwise, in the aforementioned resolution set out at item no. 6 of the Notice. This statement may also be regarded as an appropriate disclosure under the Listing Regulations.

The Board of Directors recommends the Special Resolution as set out in Item no. 6 for your approval.

By Order of the Board
For **Century Plyboards (India) Ltd.**

20th July, 2022
Registered Office
P-15/1, Taratala Road
Kolkata- 700 088

Sd/-
Sundeep Jhunhunwala
Company Secretary
FCS 4946

ANNEXURE TO THE NOTICE

Details of Directors seeking appointment/ re-appointment at the Annual General Meeting

(Pursuant to Regulation 36(3) of the SEBI (Listing Obligations and Disclosure Requirements) Regulations, 2015, Companies Act, 2013 and 'Secretarial Standards on General Meetings')

Name	Sri Ajay Baldawa (3)	Ms. Nikita Bansal (4)	Sri Probir Roy (5)
Director's Identification Number (DIN)	00472128	03109710	00033045
Age (Years)	65	33	78
Nationality	Indian	Indian	Indian
Qualifications	B.E. Engg., M.Tech	Economic Graduate and Minor in Business and Mathematics from New York University	M.Sc. (Chemistry); B.Sc. Chemical Engineering; M.B.A
Experience (Years)	40	11	53
Expertise in specific functional area	Production & Technical	Marketing, internal communication and administrations	Operations, strategic planning & administration
Skills and capabilities required for the role and the manner in which the proposed Independent Director meets such requirements	Not Applicable	Not Applicable	Sri Probir Roy has sufficient breadth of skills in areas of Industry knowledge & experience, Leadership & Management, Financial & Accounting, Technical, Operations & Information Technology, Behaviour & Equanimity, Global Business, Risk Management and Legal, Corporate Strategy & Arrangements and Board Governance & Ethics. The Company believes that his skills, knowledge and experience on the Board will complement the effective functioning of the Company.
Date of first appointment on the Board of the Company	23.02.1994	01.02.2017	01.04.2019
Shareholding in the Company (equity shares of FV. ₹ 1 each.) including shareholding as a beneficial owner (as on 31 st March, 2022)	75,000	69,200	Nil
Terms and conditions of appointment/ reappointment and details of remuneration			
Terms and conditions	Tenure as Executive Director (Technical) upto 30 th June, 2026; liable to retire by rotation	Tenure as Executive Director upto 31 st January, 2027; liable to retire by rotation	Tenure as Independent director upto 30 th September, 2025; * not liable to retire by rotation

Name	Sri Ajay Baldawa (3)	Ms. Nikita Bansal (4)	Sri Probir Roy (5)
Present ceiling of Remuneration(₹) p.a. #	Fixed- ₹6,00,00,000/- Perquisites- ₹ 12,00,000/-	Fixed- ₹ 2,40,00,000/-; Perquisites- ₹ 12,00,000/- ; Commission-not exceeding 1% of the net profits in a particular financial year	Maximum aggregate commission of one percent of the net profits of the Company for each financial year for all Non-executive Directors of the Company, with additional limits as prescribed under Regulation 17(6) of the Listing Regulations.
Details of Remuneration sought to be paid	Fixed-₹6,00,00,000	Fixed-₹ 1,00,00,000/- Commission- ^	Entitled to receive Sitting fees for attending Board and Committee meetings and Commission as approved by the Board of Directors of the Company
Last drawn remuneration during the financial year ended 31.03.2022 (₹) p.a.	Fixed- ₹6,00,00,000	Fixed-₹ 1,00,00,000 Commission- ₹ 1,10,90,000	Sitting fees for attending Board and Committee meetings: Commission- ₹ 4,00,000 per annum
Number of Board Meetings attended during the FY 2021-22 (out of 4 held)	4	4	4
List of directorships held in other Companies (excluding Foreign Companies)	1. Adonis Vyaper Pvt. Ltd. 2. Apnapan Viniyog Pvt. Ltd. 3. Ara Suppliers Pvt. Ltd. 4. Arham Sales Pvt. Ltd. 5. Auro Sundram Ply & Door Pvt. Ltd. 6. Century MDF Ltd. 7. Century Panels Ltd. 8. Century Plyboards (Meghalaya) Ltd. 9. Darshanlal Jagdishparshad Pvt. Ltd.	1. Adonis Vyaper Private Ltd. 2. Apnapan Viniyog Private Ltd. 3. Century Coats Ltd 4. Century Infotech Ltd. 5. Century Ports Ltd. 6. Star Cement North East Ltd. 7. Star Cement (I) Ltd. 8. Century Infra Ltd.	1. Duroply Industries Ltd. 2. Industrial and Prudential Investment Company Ltd. 3. East India Pharmaceutical Works Ltd. 4. Patton International Ltd 5. Vikram Solar Ltd.
Membership/ Chairmanships of Committees of Boards of other Companies**	None	None	Audit Committee: Chairperson- 1. Industrial and Prudential Investment Company Ltd. Member- 1. Duroply Industries Ltd. 2. East India Pharmaceutical Works Ltd. 3. Patton International Ltd 4. Vikram Solar Ltd.
Listed entities from which the Director has resigned in the past three years	None	None	Keventer Agro Ltd.
Relationship with other Directors, Manager and Key Managerial Personnel of the Company	None	Daughter of Sri Sanjay Agarwal, CEO & Managing Director	None

^ Commission to be paid within approved limits on recommendation by the Nomination and Remuneration Committee

calculated in the manner referred to in Section 198 of the Companies Act, 2013

% Subject to approval of Shareholders

** Pursuant to Regulation 26 of the Listing Regulations, only two Committee viz. Audit Committee and Stakeholders Relationship Committee have been considered.

E-COMMUNICATION REGISTRATION FORM

(Only for members holding shares in physical form)

To,
MAHESHWARI DATAMATICS PRIVATE LIMITED
UNIT: Century Plyboards (India) Limited
 23, R N Mukherjee Road, 5th Floor,
 Kolkata - 700 001.
 Phone No. 033- 22435029/2248-2248
 Email : mdpldc@yahoo.com

Dear Sir / Madam,

I hereby register / update my email address provided below for receiving all communication from the Company through electronic mode:

Folio No. / DP ID & Client ID	
Name of the First Registered Holder	
Name of the Joint Holder(s), (if any)	
Registered Address	
Email ID (to be Registered)	
Signature of the First Registered Holder	
Date:	

Notes:

1. On registration/ updation, all the communications will be sent to the registered e-mail ID.
2. The form is also available on the website of the Company www.centuryply.com under the "Investors" section.
3. Members holding shares in electronic mode are requested to ensure to keep their e-mail ID updated with the Depository Participants with whom they are holding their Demat Account.
4. Please enclose the following documents-
 - a. Self-attested scanned copy of PAN card; and
 - b. Self-attested scanned copy of any document (such as AADHAAR card/ latest Electricity Bill/ latest Telephone/ Mobile Bill/ Driving License/ Passport/ Voter ID card/ Bank Passbook particulars) in support of the postal address of the Member as registered against their shareholding.
5. Members are requested to keep their depository participants / Company's Registrar- Maheshwari Datamatics Private Limited informed as and when there is any change in the e-mail ID. Unless, the email ID given hereunder is changed by you by sending another communication in writing, the Company will continue to send all the communication to you on the above mentioned email ID.



Raho befikar

Our philosophy of preparedness,
de-risking and sustainability

Contents

PART 1: THE SPIRIT OF CENTURYPLY

16 Chairman and Managing Director's overview

PART 2: THE PERFORMANCE

24 How we transformed in the last few years

27 Our best starts now: Executive Director's review

PART 3: VALUE CREATION

32 How we deepened our competitive advantage across the years

36 How our valuation progressively strengthened

40 Our value-creation roadmap

44 Our stakeholder value-creation report, 2021-22

48 Our Brands Report, 2021-22

54 The superior Centuryply brand recall

PART 4: THE ENABLERS

62 Financial Structure

65 Technology

70 Marketing

75 Research and Development

PART 5: BUSINESS SEGMENTS

78 Plywood: Centuryply's flagship product

80 How our laminates business performed in 2021-22

83 Century Prowud MDF Business

91 Centuryply and EHS

95 Corporate Social Responsibility

STATUTORY REPORTS

96 Board's Report

135 Business Responsibility Report

151 Management Discussion and Analysis

162 Corporate Governance Report

FINANCIAL STATEMENTS

198 Standalone Financials

268 Consolidated Financials

Forward-looking statement

In this Annual Report, we have disclosed forward-looking information to enable investors to comprehend our prospects and take informed investment decisions. This report and other statements - written and oral - that we periodically make, contain forward-looking statements that set out anticipated results based on the management's plans and assumptions. We have tried wherever possible to identify such statements by using words such as 'anticipates', 'estimates', 'expects', 'projects', 'intends', 'plans', 'believes' and words of similar substance in connection with any discussion of future performance.

We cannot guarantee that these forward-looking statements will be realised, although we believe we have been prudent in our assumptions. The achievement of results is subject to risks, uncertainties and even inaccurate assumptions. Should know or unknown risks or uncertainties materialize, or should underlying assumptions prove inaccurate, actual results could vary materially from those anticipated, estimated or projected. Readers should bear this in mind. We undertake no obligation to publicly update any forward-looking statements, whether as a result of new information, future events or otherwise.

Corporate Information

BOARD OF DIRECTORS

Chairman and Managing Director

Mr. Sajjan Bhajanka

Executive Directors

Mr. Sanjay Agarwal
Mr. Prem Kumar Bhajanka
Mr. Vishnu Khemani
Mr. Ajay Baldawa
Mr. Keshav Bhajanka
Ms. Nikita Bansal
Mr. Rajesh Kumar Agarwal

Independent Directors

Mr. Amit Kiran Deb
Mr. Debanjan Mandal
Mr. J.P. Dua
Mr. Naresh Pachisia
Mr. Probir Roy
Ms. Ratnabali Kakkar
Mr. Sunil Mitra
Mr. Vijay Chhibber

Chief Financial Officer

Mr. Arun Kumar Julasaria

Company Secretary

Mr. Sundeep Jhunjhunwala

AUDITORS

Statutory Auditors

M/s Singhi & Co.
Chartered Accountants
161, Sarat Bose Road
Kolkata 700026

Secretarial Auditors

M/s MKB & Associates
Company Secretaries,
8, Camac Street
Kolkata 700017

BANKERS

Indian Bank
HDFC Bank
DBS Bank India Ltd.
Standard Chartered Bank
Yes Bank Ltd.

COMMITTEES

Audit Committee

Mr. J.P. Dua (Chairman)
Mr. Naresh Pachisia
Mr. Probir Roy
Mr. Rajesh Kumar Agarwal

Nomination and Remuneration Committee

Mr. J.P. Dua (Chairman)
Mr. Probir Roy
Mr. Vijay Chhibber

Corporate Social Responsibility Committee

Mr. Sajjan Bhajanka
(Chairman)
Mr. Rajesh Kumar Agarwal
Mr. Probir Roy

Stakeholders Relationship Committee

Mr. Probir Roy (Chairman)
Mr. Rajesh Kumar Agarwal
Ms. Nikita Bansal

Share Transfer Committee

Mr. Rajesh Kumar Agarwal
(Chairman)
Mr. Ajay Baldawa
Mr. Keshav Bhajanka

Risk Management Committee

Mr. Sanjay Agarwal
(Chairman)
Mr. Keshav Bhajanka
Mr. Debanjan Mandal
Mr. Arun Kumar Julasaria

Finance Committee

Mr. Sajjan Bhajanka
(Chairman)
Mr. Sanjay Agarwal
Mr. Rajesh Kumar Agarwal

MAJOR PLANT LOCATIONS

Plywood & Veneer

- Kanchowki, Bishnupur, District: 24 Parganas (S), West Bengal
- Chinnappolapuram, Gummidipoondi, Tamil Nadu
- Rambha Road, Taraori, Haryana
- Mirza Palashbari Road, Kamrup, Assam
- Village Moti Chirai, Taluka Bhachau-Kachchh, Gujarat

Plywood & Veneer

(Owned by subsidiaries)

- Roorkee, Uttarakhand
- Yangon, Myanmar
- Attapeu, Laos
- Savannakhet, Laos
- Gabon, Africa

Laminate

- Kanchowki, Bishnupur, District: 24 Parganas (S), West Bengal

MDF

- Village Doulowal, Tehsil and Dist: Hoshiarpur, Punjab

Particle Board

- Chinnappolapuram, Gummidipoondi, Tamil Nadu

Container Freight Station

- Block B & C, Sonai, Khidderpore, Kolkata, West Bengal
- Hide Road, Brace Bridge, Khidderpore, Kolkata, West Bengal

Registered Office

P-15/1, Taratala Road, Kolkata – 700088
Phone: 033-39403950
Fax: 033-24015556

REGISTRAR AND SHARE TRANSFER AGENT

M/s Maheshwari Datamatics Pvt. Ltd.

23, R. N. Mukherjee Road, 5th Floor, Kolkata – 700001, West Bengal
Phone: 033-2243 5029, Email: mdpldc@yahoo.com

WEBSITE

www.centuryply.com

EMAIL

investors@centuryply.com

CIN

L20101WB1982PLC034435

ISIN

INE348B01021



Raho befikar

A number of people associate our 'Raho befikar' product tagline only with consumers.

It applies to all our stakeholders instead.



Centuryply is committed to sustainable growth, moderated carbon footprint, safe operations, career growth and responsible citizenship.

The ability to invest in the future, lead markets and draw from a rich entrepreneurial tradition has created an institutionalised platform of no shocks, systemic stability and predictable growth.





CORPORATE **SNAPSHOT**

If there is one word that encapsulates Centuryply, it is 'sustainability'.

The company has retained its consistent leadership in India's wood products industry for years.

The company has been among the most innovative products and solutions providers.

The company has created a robust brand that generates growing consumer traction.

The company has built a large distribution network, enhancing anywhere product availability.

The company is the most valued interior wood-based product companies on the Indian capital market.

The strength in the company's consistent and enduring success has been drawn from two words.

'Raho befikar.'

Pedigree

In the last few years, Centuryply has graduated from a prominent player in India's interior infrastructure sector to an industry leader and statesman.

Promoters

The Company was promoted by Mr. Sanjay Agarwal (Managing Director) and the late Hari Prasad Agarwal and later joined by Mr. Sajjan Bhajanka (Chairman). The promoters are aided by a team of professionals across a range of competencies and possessing a rich industry experience.

Locations

The company's manufacturing facilities are located in Joka (West Bengal), Guwahati (Assam), Kandla (Gujarat), Chennai (Tamil Nadu), Karnal (Haryana) and Hoshiarpur (Punjab). The units in Roorkee (Uttarakhand), Myanmar, Laos and Gabon are managed by the Company's subsidiary companies.

Products

Centuryply's product offering includes doors, plywood, laminates, veneers and MDF and particle board. Over the years, the Company has launched a number of brands in these segments that have emerged as market leaders in the industry. The Company had the highest market share of 25% in the organised plywood segment.

Brands

The company is one of the most prominent brands in India's interior wood products sector. The Centuryply brand stands for 'trust' and 'dependability'. All the company's revenues from wood-based products have been derived from branded offtake.

Talent

Centuryply is a preferred employer with one of the highest talent retention rates in the industry. The Company had employed over 6,300 people as on 31st March, 2022 across the competencies of research, design manufacturing, branding, marketing, data sciences and finance, among others.

Valuation

The Company's market capitalisation has grown over 25% CAGR over the last decade. The Company was valued at ₹15,916.47 Crore as on 31st March, 2022.

Certifications

The Company has been accredited with ISO 9001 and ISO 14001 certifications, indicating a keen emphasis on quality management and eco-friendly processes.

Our company at a glance

36

Number of years of existence

11,100+

Number of employees (including contractual employees)

1

Leading wood panel company in India

1

The only wood panel company across the value chain

12

Number of manufacturing plants (9 domestic and 3 overseas)

1

Largest plywood manufacturing capacity in India

18,000+

Number of SKUs managed

2,700+

Number of dealers

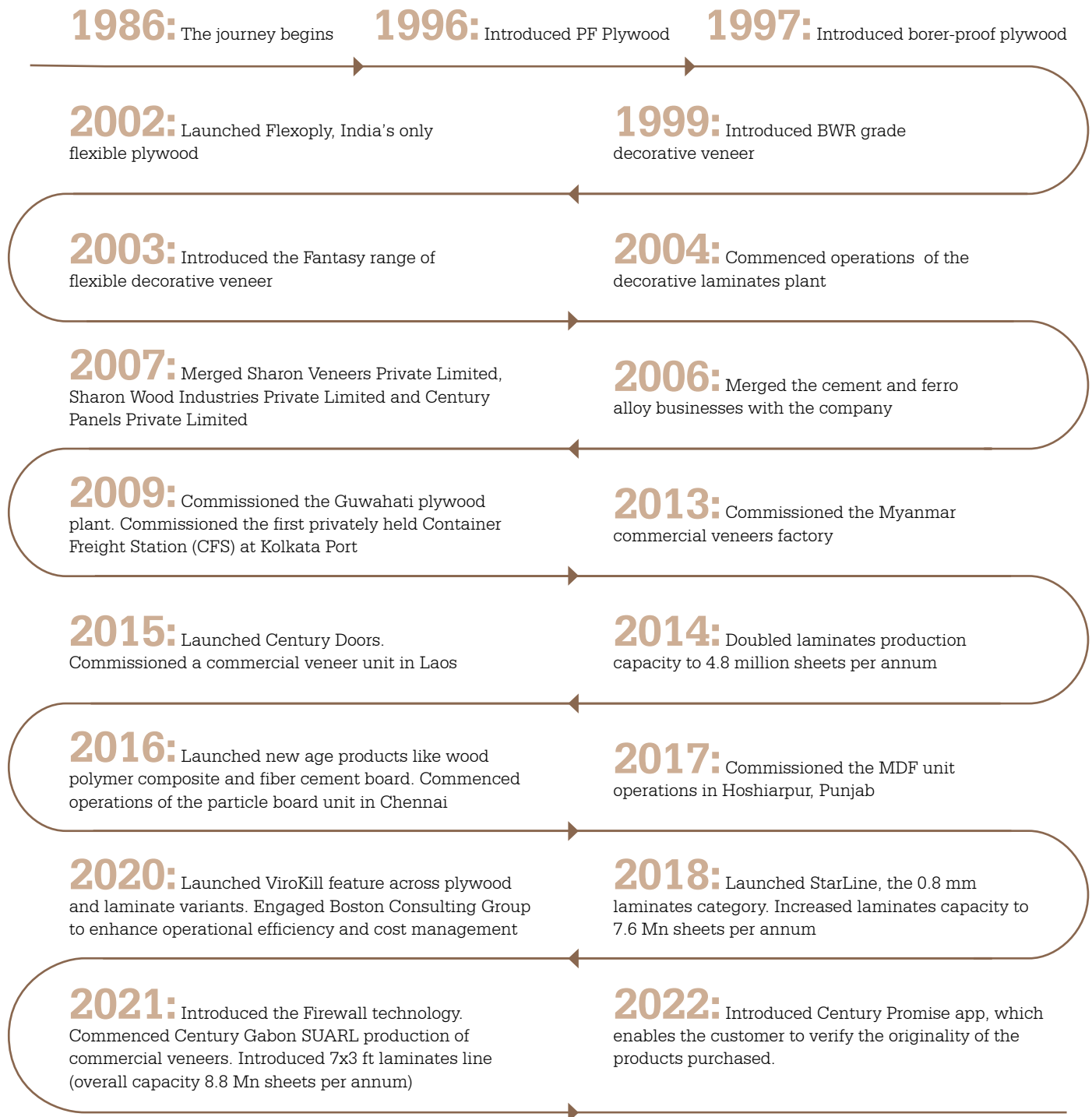
19,100+

Number of retailers and sales touch points

15,916

₹ Crore market capitalization as on 31st March, 2022

How we have grown over the years





The Centuryply eco-system

What we have brought to our business

Installed capacity

3,00,000

Plywood manufacturing capacity (CBM per annum)

8.77

Laminate manufacturing capacity (Million sheets per annum)

1,98,000

MDF manufacturing capacity (CBM per annum)

72,000

Particle boards manufacturing capacity (CBM per annum)

1,56,000

Container freight station capacity, TEUs (twenty foot equivalent units)

8.8

MW, solar renewable energy generation capacity

What we extracted from our business, 2021-22

Capacity utilisation

78

% plywood capacity utilisation (68% in 2020-21)

84

% laminates capacity utilisation (74% in 2020-21)

102

% particle boards capacity utilisation (102% in 2020-21)

91

% MDF capacity utilisation (72% in 2020-21)

How we enhanced value

Liquidity

275

Bps, growth in EBITDA margin in 2021-22

1,561.20

₹ Crore, total net worth on the Company's books, 31st March, 2022

196.37

₹ Crore, total debt on the Company's books, 31st March, 2022

25

% share of India's organised plywood sector (estimated), 2021-22



Our distribution model

<p>Plywood</p> <ul style="list-style-type: none"> • Factory • Warehouses • Dealers 	<p>Laminates</p> <ul style="list-style-type: none"> • Factories • Regional distribution centre • Distributor 	<ul style="list-style-type: none"> • Retailer <p>MDF</p> <ul style="list-style-type: none"> • Factory • Stockist/ OEMs 	<p>Particle Boards</p> <ul style="list-style-type: none"> • Factory • Stockist/OEM
--	--	--	---

Our distribution network

Branch offices 26	Retailers 19,100+	Dealers 2,700	Warehouses / stock points 38	Presence 28 States 7 Union Territories and 532 districts
-----------------------------	-----------------------------	----------------------	--	--

6 principal messages of this Annual Report

The Company has created a platform to generate ₹5,000 Crore in revenues in 5 years

The Company possesses a multi-year foundation to invest accruals in its business

The Company plans to invest ₹980 Crore over next 3 years - amount nearly equivalent to its existing gross block

The Company is investing in ESG to make its growth responsible and sustainable

The Company has invested extensively in digitalisation to reinvent its personality

The Company is hiving its CFS business into a subsidiary, enhancing transparency and prospects



The big picture. Why we are optimistic of our long-term prospects

The sectorial context of our business

For every 1.0 Indian, there are 1.04 Chinese

But for every 1.0 of plywood consumed in India, 20.0 is consumed in China

But for every 1.0 of MDF consumed in India, 27.5 is consumed in China

But for every 1.0 of particle board consumed in India, 24.0 is consumed in China

India accounts for 17% of the world's population

And yet, India accounts for 0.6% of the world's particle board production.

India accounts for 0.4% of the world's MDF production.

India accounts for 4% of the world's production.

At Centuryply, we believe that this mismatch between China and India has begun to correct

Indians are building more homes and consuming more wood-based furniture.

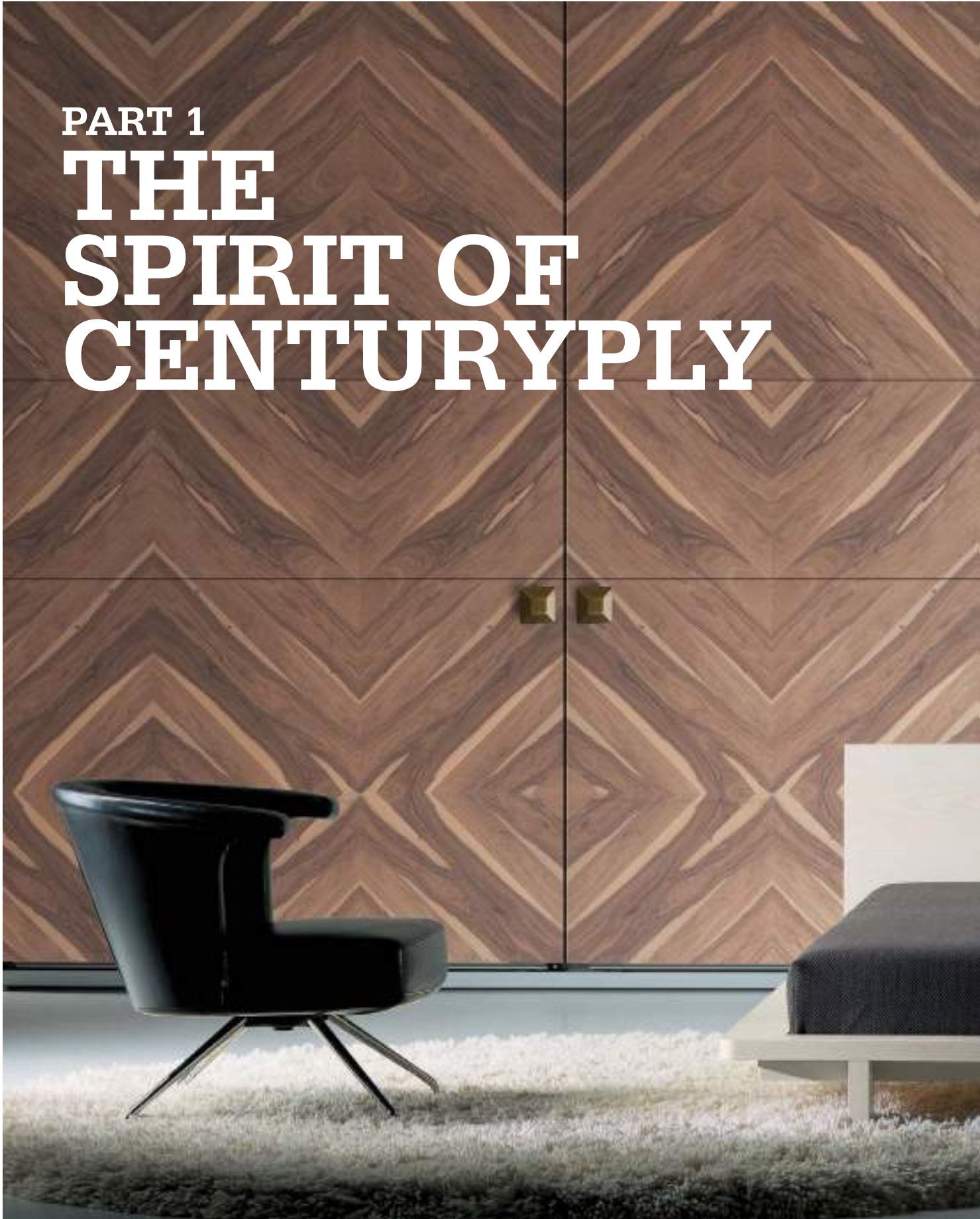
The consumption-driven growth will widen the market for plywood, laminates and MDF.

Centuryply is prepared for this unprecedented growth through adequate capacity, competence and cash on its books.

Centuryply expects to address this reality with attractive value-creation for all stakeholders.

PART 1

THE SPIRIT OF CENTURYPLY





The Centuryply

of today does not just possess a robust Balance Sheet to fund the capital expenditure of the day; it now possesses a multi-year foundation to keep investing accruals in its business without taking a rupee of debt.

Sajjan Bhajanka

Chairman and Managing Director



Poised to reinvent.
Poised to accelerate
growth.

Poised to enhance
stakeholder value

Overview

The principal message that I wish to send out to our shareholders is that Centuryply is poised for the fastest growth phase in its existence.

The word 'poised' has been consciously selected. It indicates a sense of preparedness. It indicates the proactive aggregation of competencies required to address the markets of the future.

The Company took 36 years to reach a topline of ₹3,000 Crore in FY 2021-22; the Company expects to reach a revenue size of ₹5,000 Crore within just four years.

This disproportionate double-digit CAGR growth will be achieved without risking our Balance Sheet. In fact, this sharp growth will come even as the Balance Sheet becomes stronger, the margins widen and there is a larger return in the capital employed in our business. This indicates that our growth will not be achieved through brand discounting for short-term gains; the growth will be achieved even as we continue to strengthen our brand, the best of all possibilities.

At Centuryply, we believe that this growth is possible because of the evolving nature of the Indian consumer.

The Indian consumer wishes to buy from organized brands; this is causing a faster switch from unorganised labels to credible brands like Centuryply. The result is that the Indian market is at a cusp.

The Indian consumer wishes to buy furniture rather than personally fabricate it; this is opening a large new market for MDF.

The Indian consumer seeks to buy a larger proportion of products online; this is widening and deepening the market.

The Indian consumer is exposed to global interior design trends and aesthetics; this is catalysing the demand for new applications.

The Indian consumer needs larger homes following the pandemic where working is being encouraged; this is widening the demand for additional furniture.

The Indian consumer is being targeted with the focused promotion of specific products through online marketing; this is enhancing the offtake of products.

At Centuryply, we are attractively placed to capitalize on these unfolding realities.

Our principal asset or foundation remains our Balance Sheet, which is stronger than ever to address the emerging opportunity. In the last five years, the Company repaid ₹198.10 Crore in debt, transitioning from ₹436.17 Crore debt on its books as 31st March, 2016 to a net cash position of ₹52.90 Crore as on 31st March, 2022, strengthening its interest cover from 5.30 to 50.96.

I wish to emphasise this point: the Centuryply of today does not just possess a robust Balance Sheet to fund the capital expenditure of the day; it now possesses a multi-year foundation to keep investing accruals in its business without taking a rupee of debt. We believe that this platform will make it possible for the company to be reliant completely on its cash flows for growing the business – and the freedom to expand whenever it wishes, by what extent it desires and in whatever segment of the interior infrastructure universe it seeks.

This is a fundamental difference from the way we managed our business in the past and will translate into extensive ramifications in the way we rethink our business from this point onwards.

For one, we believe we have entered an exciting virtuous cycle of accruals-led growth. The Company invested ₹700 Crore in the 5 years ending 2021-22; we are investing ₹980 Crore over the next 3 years. Each phase of investment will generate sizable returns available to the Company to invest in the subsequent expansion phase. With the completion of each expansion phase, the company will become considerably larger, creating an even bigger platform for the next expansion phase. We believe that this premise is fundamental to increase shareholder value across the foreseeable future. What used to be incremental annual growth through a large part of our existence is from this point likely to become more substantial.

In the past, most of our expansions were sequential. When we ended one expansion and after that had been stabilised, we embarked on the next expansion phase. This will now change across the foreseeable future: the Company has embarked on a series of concurrent expansions across various manufacturing locations. This sequence will translate into a pipeline of continuous growth starting this year onwards that should take our Company well into FY 2024-25. This concurrent expansion represents the basis of our Company projecting unprecedented growth across the next five years, nearly equivalent to what we achieved in the previous 36 years. Our five-year revenue CAGR ending FY22 has jumped to 11% versus 3.5% CAGR of the five years ending FY21. Going forward, we project 14-15% revenue CAGR from FY22 to FY26.

The bottomline is that based on projects already on the ground and scheduled to be commissioned before 2023 ends, Centuryply is expected to deliver ₹5,000 Crore in topline by FY26. This increase in turnover will be accompanied with a change in our product mix that will widen margins. This volume-value interplay will empower the company to enhance shareholder value into the long-term.

EAGLE VISION

Poised.



VISION
**SARVADA
SAROVOTTAM**

The best always



Leverage 'Raho befikar'
philosophy
Market innovative products
Disrupt with differentiated
products
Generate a market premium



Enhance capacity utilization
Manufacture value-added
products
Manufacture 'first time right'
Manufacture 'A' grade
products



Invest out of accruals
Prepay debt
Moderate costs
Strengthen working capital
management



Digitalise the corporation
Enhance role of informed
decision making
Generate more with less
Automate functions;
enhance people productivity



Strengthen an accruals-
driven business model
Minimize inventories
Shrink the working capital
cycle
Moderate receivables



Sell to the right customer at
the right place
Accelerate sales velocity
Sell a higher proportion of
value-added products
Empower buying from
anywhere



**Our objective:
Generate
₹5,000 Crore
revenues
across the
foreseeable
future**



Widen market leadership
Protect highest sectorial margins
Shorten the gestation from launch to profits
Enhance global competitiveness
Grow faster from this point onwards



Enhance value for all stakeholders
Engage in responsible citizenship
Complete compliances and certifications
Deepen recall for being a responsible wood products company

Our constant endeavour is to be 'Sarvada Sarvottam – The Best Always' in...



Trust



Quality



Innovation



Customer focus



People development

PART 2

THE PERFORMANCE





A new Centuryply.

Now increasingly visible across every
successive quarter of 2021-22



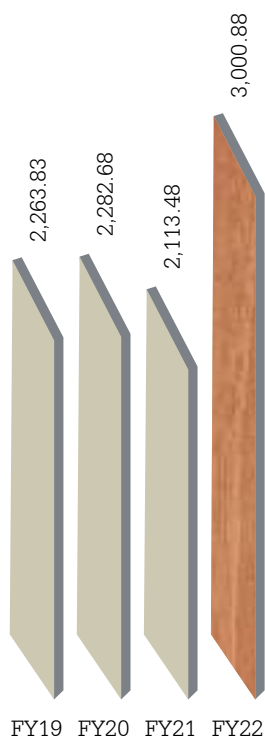
The financial health of our business

Year, 2021-22	Quarter one	Quarter two	Quarter three	Quarter four
Revenues (₹ Crore)	448.88	808.29	848.45	895.26
EBITDA (₹ Crore)	66.11	167.56	157.51	166.15
Profit after tax (₹ Crore)	33.88	103.08	97.27	91.03
Cash profit (₹ Crore)	50.22	119.93	114.43	108.23

The financial hygiene of our business

Year, 2021-22	Quarter one	Quarter two	Quarter three	Quarter four
EBITDA margin %	14.73	20.73	18.56	18.56
Interest cover (x)	18.38	96.21	65.67	46.55
Interest outflow (₹ Crore)	2.71	1.57	2.14	3.20

How we transformed in the last few years



Revenues (₹ Crore)

Definition

Year-on-year movement in sales, net of taxes (if any)

Why is this measured?

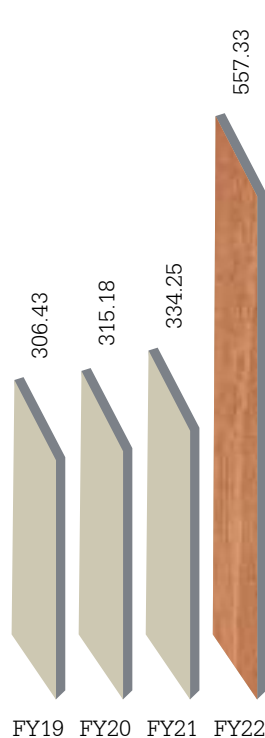
It showcases the Company's ability to enhance sales, a number that can be compared with sectorial peers.

What does it mean?

Aggregate sales increased by 41.99% to ₹3,000.88 Crore in FY2021-22 following increased traction across our portfolio of products.

Value impact

The company grew faster than the sectorial average, which resulted in market share growth in FY2021-22.



EBITDA (₹ Crore)

Definition

Earnings before the deduction of fixed expenses (interest, depreciation, extraordinary items and tax)

Why is this measured?


It is an index that showcases the Company's ability to generate a surplus following the expensing of operating costs.

What does it mean?

It helps create a robust growth engine, a large part of which could be available for reinvestment

Value impact

The Company generated an attractive growth in EBITDA despite sectorial challenges, making it yet another successive year of growth



Net profit (₹ Crore)

Definition

Profit earned during the year after deducting all expenses and provisions

Why is this measured?

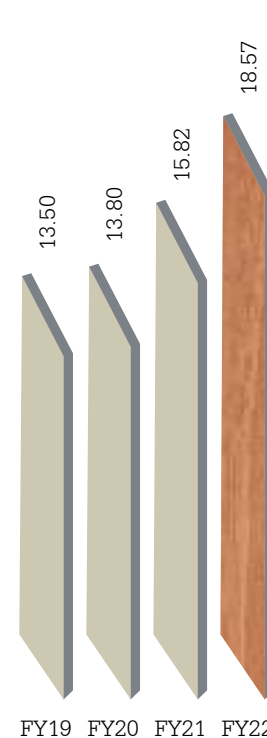
This measure highlights the strength of the business model in enhancing shareholder value

What does it mean?

It ensures that adequate surplus is available for reinvestment in the company's operations.

Value impact

The Company reported a 69.35% increase in net profit in FY2021-22 following all-round business-strengthening.



EBITDA margin (%)

Definition

EBITDA margin is a profitability measure used to assess a company's ability to generate a surplus (pre-interest, depreciation and tax) on a rupee of sales, expressed as a percentage

Why is this measured?

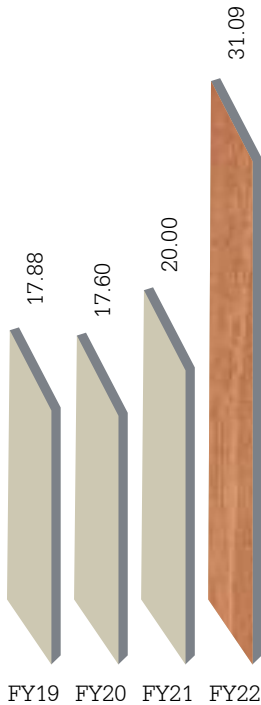
The EBITDA margin provides an insight into the company's earning capacity, which can be compared across companies within the sector

What does it mean?

This demonstrates the buffer available within the company to absorb interest and tax outflow and after making a provision for depreciation

Value impact

The Company reported a 275 bps increase in EBITDA margin during FY2021-22.



ROCE (%)

Definition

It is a financial ratio that measures a company's profitability and the efficiency with which its capital is employed in the business

Why is this measured?

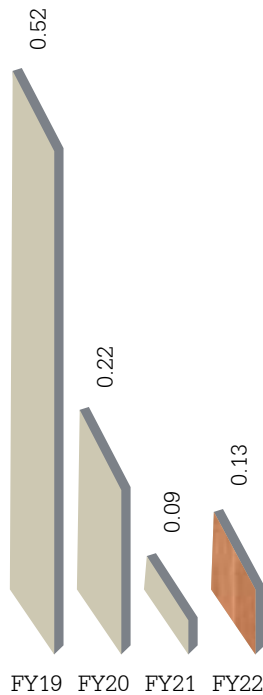
ROCE is a useful metric for comparing profitability across companies based on the amount of capital they use – especially in capital-intensive sectors.

What does it mean?

Enhanced ROCE can influence valuation and perception.

Value impact

The Company reported a 1,109 bps increase in ROCE during FY2021-22.



Debt-equity ratio (x)

Definition

This is derived through the ratio of debt to net worth

Why is this measured?

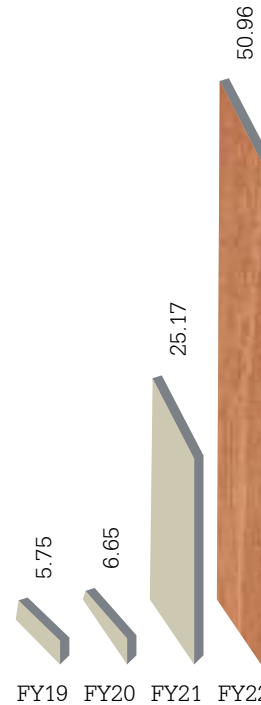
This is one of the defining measures of a company's financial solvency.

What does it mean?

This measure indicates the extent of borrowing room within, the lower the gearing the better.

Value impact

The Company's gearing stood at a mere 0.13x despite aggressive capex undertaken during the year



Interest cover (x)

Definition

This is derived through the division of EBITDA by interest outflow

Why is this measured?


Interest cover indicates the Company's comfort in servicing interest – the higher the better.

What does it mean?

A company's ability to meet its interest obligations, an aspect of its solvency, is arguably one of the most important factors in assuring sizeable returns to shareholders.

Value impact

The Company's interest cover strengthened to 50.96x from 25.17x in the previous year.



Net worth (₹ Crore)

Definition

This is derived through the accretion of shareholder-owned funds

Why is this measured?


Net worth indicates the financial soundness of the company – the higher the better.

What does it mean?

This indicates the borrowing capacity of the company and influences the gearing (which, in turn, influenced the cost at which the company can mobilise debt).

Value impact

The Company's net worth strengthened 23.8% during the year under review.



Our best starts now.

At Centuryply, we find ourselves attractively placed in our business existence.

On the one hand, we see India's real estate sector turn after a lag of nearly eight years, which should translate into increased apartment fit-outs and a stronger offtake of wood substrate and decorative varieties.

We see the government's focusing on Housing for All coupled with interest subvention scheme being sustained, translating into a sizable addition to housing block across the lower income groups. Even as we foresee a turnaround in interest rates, we believe that the net effect on mortgage costs to be moderate keeping in mind the various related government incentives.

We see the weakening of the pandemic as a signal for personal spending, a sizable part of that going into better and larger homes. The cumulative effect of this is likely to translate into an unprecedented growth in the market for our products.

At Centuryply, we believe the size and scope of the opportunity is warranting a new approach to the way business needs to be conducted. Legacy practices will only do so much for our business; if we rethink our approach, we are standing to emerge as a first-mover that carves away a disproportionate share of the emerging opportunity. Interestingly, this rethinking will need to be extensive over selective; it will need to be immediate over phased; it will need to be decisive over experimental.

During our last year's annual report, we had explained how we were building New Century. In my review this year, there has been a complete reinvention in the way we will look at our business. I must emphasise that a new way of looking at our business has begun showing results. The Company is approaching business with a lateral (over linear) lens; our various initiatives have made us nimbler; we are trying to find newer ways of doing business; we have invested deeper on the digital technology side.

The result is that we have grown our business 4.83x the national GDP growth; we have increased our market share in every product segment in the last year; we have generally improved realisations across product segments; we have strengthened our net cash position; we have widened our margins.

During the last financial year, the following initiatives helped strengthen our business.

One, we introduced innovative products, a refreshing disruption in a conventionally staid business. We believe that in a world marked by declining attention spans, innovation is proving to be an effective clutter cutter, strengthening our recall in a crowded marketplace.

Two, we increased our brand spending 3.99% during the year under review; 28% per cent of this spending was allocated to the digital media, strengthening our audience focus and spending effectiveness.

Three, we intensified the use of the Sales Force Automation app, which resulted in a paradigm change in the sales approach – from a time when our representatives would go into the market to access orders to a time when they go to our trade partners to provide sales leads (*Order Dene Jaayenge*).

Four, we launched our Distribution Management System, which helps us track consumer sales – what they purchased, where they purchased, when they purchased and with what they purchased – leading to deeper market insights that empowered us to plan better.



We have grown our business 4.83x the national GDP growth; we have increased our market share in every product segment in the last year

Five, we deepened our data science capability, which made it possible for us to derive a deeper market understanding on the one and use that information to engage in focused marketing to specific audience groups, strengthening the effectiveness of our brand spending.

Six, we launched a Central Distribution Centre that enhanced the serviceability of our laminates business, reflected in quicker dispatches, lower systemic inventories and better return on employed capital for the Company and primary customer (trade partner).

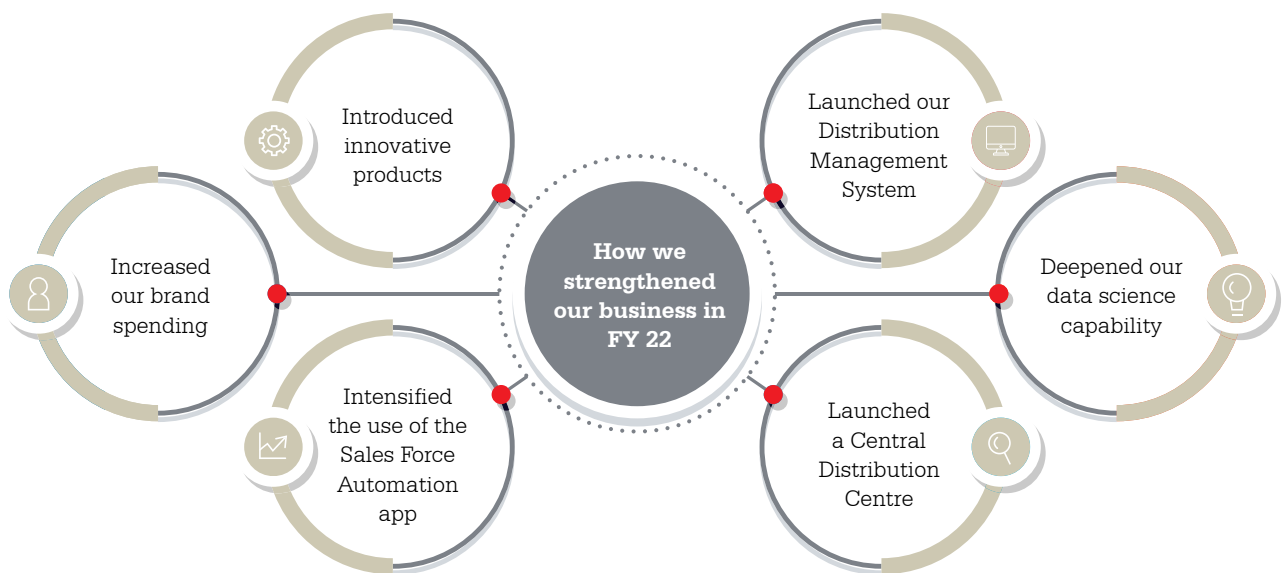
I am pleased to report that the complement of these initiatives began to translate into superior business quality during the year under review. The Company reported profitable growth:

even as revenues grew 41.99%, EBITDA grew higher at 66.74% and profit after tax increased 69.35%. The Company strengthened its RoCE by 1109 bps to 31.09%; EBITDA margin widened by 275 bps to 18.57%.

At Centuryply, we are optimistic that as our business drivers take deeper root within, the quality of our business will evolve and this will translate into even better financial outcomes and stakeholder value.

Our best starts now.

Keshav Bhajanka
Executive Director

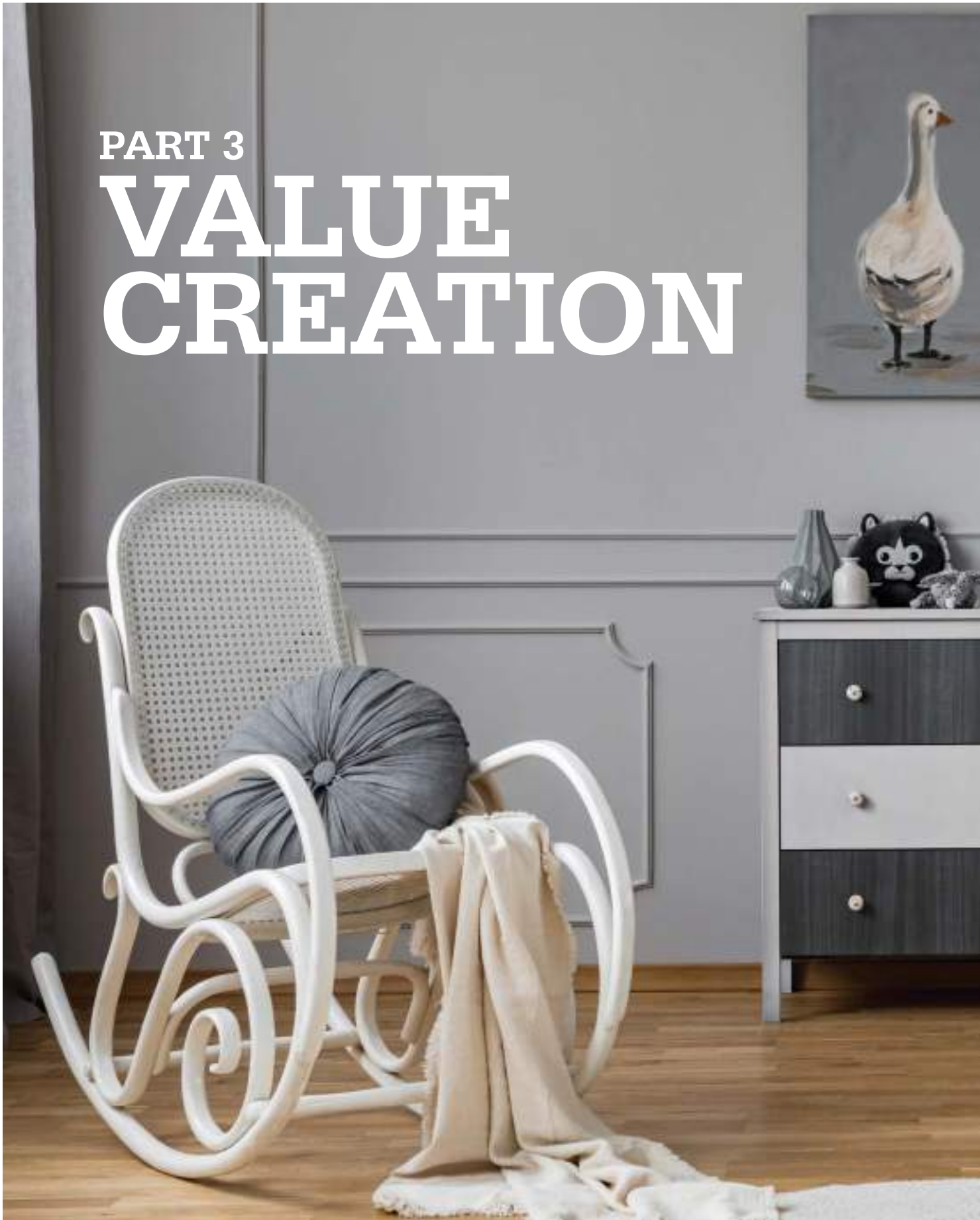


Centuryply's direction, performance and the road ahead

Key strategy	Performance in 2021-22	Outlook
Strengthen the Balance Sheet; enhance liquidity and viability	<ul style="list-style-type: none"> • Repaid ₹28.24 Crore of term loans • Cash, bank and liquid funds of ₹249 Crore (31st March, 2022) 	<ul style="list-style-type: none"> • Shrink the working capital cycle • Strengthen inventory management • Allocate surplus to capacity expansion
Reduce dependence on plywood; broadbase the overall products portfolio	<ul style="list-style-type: none"> • Non-plywood business revenues increased 43.09% • Contribution increased from 46.86% to 47.22% of revenues • Launched value-added laminates and MDF products 	Strengthen non-plywood revenues (proposed brownfield and greenfield expansion in MDF and greenfield laminate plant in South India)
Penetrate physical markets deeper; plug white spaces	<ul style="list-style-type: none"> • Strengthened Distributor Management System • Added dealers and distributors • Entered locations with lower population presence 	Increase the company's penetration in Tier II and III cities and towns
Accelerate sales velocity across India	<ul style="list-style-type: none"> • Introduced Sales Force Automation • Encouraged sales team to grow demand 	Focus deeper on sales force automation as a game-changer
Moderate costs across the board; question every practice and process	<ul style="list-style-type: none"> • Engaged an international consultant to review practices • Focused on Theory of Constraints 	Deeper engagement with the consultant to strengthen cost leadership
Accelerate disruptive product launches	<ul style="list-style-type: none"> • Launch products around unmet consumer needs • Promote and position the products and features as modern and innovative 	Deepen the institutionalized culture of research and development leading to the accelerated launch of disruptive products
Empower customers to buy conveniently - whenever and wherever	<ul style="list-style-type: none"> • Widened presence on e-commerce portals and marketplaces • Entered an association with Flipkart • Made plywood e-shopping hassle-free 	To widen and deepen the company's presence on e-commerce marketplaces, enhancing convenience of display, access, purchase and delivery

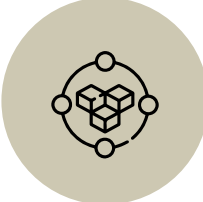




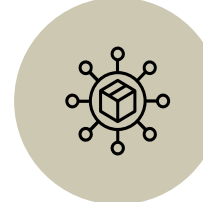
PART 3

VALUE CREATION





How we deepened our competitive advantage across the years

					
Resilient BUSINESS MODEL with multi-product presence	Unprecedented focus on QUALITY	BRAND a trustmark	Strong MANUFACTURING capabilities; unmatched quality	Proven EXECUTION capabilities	Robust pan-India distribution NETWORK
25% SHARE of the organised plywood market	Rapidly increased MARKET SHARE in the MDF and laminates segment	CASH FLOW-rich (₹2.69 bn in FY22)	Net cash positive since FY21 and likely to remain so	Strong BALANCE SHEET; no long-term debt	RoCE RESILIENCE 20% in FY21 and 31.09% in FY22 even in the worst of times



7 game-changing initiatives to take our competitive advantage ahead

Initiative	Outcome
<p>Vector Consultants, FY 19</p>	<p>The agency has improved supply chain and distribution efficiency; it has streamlined the material allocation between plants and warehouses / stock points</p>
<p>Influencer Loyalty Programme, FY 19</p>	<p>The Company introduced Century Pro Club, a carpenter loyalty program, making it possible for carpenters to aggregate points by scanning the QR code on the plywood through a dedicated app in exchange for commission</p>
<p>Sales Force Automation, FY 20</p>	<p>The Company implemented SFA with the objective to improve sales team productivity, daily sales team movement transparency and enhanced sales forecasting accuracy</p>
<p>Distribution Management System, FY 21</p>	<p>Provides real-time inventory tracking through a tracking of secondary sales and inventory movement at the distributor's end</p>
<p>ViroKill, FY 21</p>	<p>Launched a unique nanotechnology-driven feature called Virokill (anti-viral, anti-fungal and anti-bacterial) embedded into plywood, blockboard, laminate and veneer products, assuring the killing of viruses on 99.99% surfaces</p>
<p>Boston Consultancy Group, FY21</p>	<p>Engagement of BCG for cost optimisation and throughput enhancement. First phase ended with the MDF division enhancing realisations, production and SKU rationalisation. Second phase begun in laminates division to focus on operations / cost optimisation and sales (go-to-market)</p>
<p>FireWall, FY22</p>	<p>Introduced the cutting-edge Firewall technology in the Architect and Club Prime range of plywood products to retard the spread of fire and enhance interior safety (reinforcing the 'Raho befikar' promise)</p>

Arpita
(consumer) has developed the trust to buy directly from Century's website

Keshav
(senior management) has announced that Centuryply will engage in debt-less growth from this point onwards

Srinivasan
(sales team member) turns to the Century app with the lines 'Of eight customers, five want to buy MDF Engage right away.'

Arun
(finance executive) is working on a proposal to enhance the company's solar energy capacity, moderating energy costs

Building Centuryply every minute.

Roop
(branding) has finalized a YouTube digital promotional campaign to be timed for Diwali

George
(projects management) has frozen his week-wise MS Excel roadmap to commission new MDF capacity by the later part of 2022

Through locations.
Through initiatives.
Through impact.

Jamal
(research) makes experiments that validate the impact of silver nano technology on virus elimination on laminate surfaces

Sukhvinder
(information technology) analyses sales data each evening that has come from more than a dozen locations across the country

Centuryply is engaged in business to enhance stakeholder value

Our value-accretive business model

At Centuryply, we see more homes and offices being built than ever and more such interiors being renovated, widening and deepening the interior infrastructure sector.

Centuryply intends to address this emerging reality through controlled growth derived out of aggressive capacity creation, accruals (no debt), products mix slanted towards highly profitable products (MDF) and an informed marketplace understanding following digitalization. Besides, the company invested deeper in ESG, creating a platform of stability, revenue cum profit visibility, extensive compliances, training and skilling – a broadbased approach to value creation.

Track record of value creation

1 Centuryply transformed from a single-product company to a multi-product organization

The Company extended from a predominant proportion of revenues from plywood

The Company widened its presence across value-added laminates and MDF

The non-plywood interior infrastructure segments accounted for 47.22% revenues in 2021-22

2 Centuryply graduated from an Eastern India-based company to a pan-Indian identity

The Company has seven manufacturing units across India

The Company exports to 20+ countries

3 Centuryply moved from legacy manufacturing technologies to automation

The Company invested in high productivity machines and auto core compressors

The Company invested in sales force automation and supply chain digitalization

Operating cost as proportion of total revenue was 81.43% in 2021-22 (84.10% in 2017-18)

4 Centuryply moved from legacy fuels to renewable energy

The Company did not consume any renewable energy in its energy mix a few years ago

The Company had commissioned an aggregate 8.80 MW of solar power by 31st March, 2022

The outcome of our strategies

The company has demonstrated resilience across the last decade and a half – the ability to maximise revenue growth during upcycles and report higher than the industry average growth during economic downtrends. This outperformance is the reflection of a transition in the company's preparedness.

During FY22, the company's growth direction was validated through record profits in an inflationary environment. This was marked by the following initiatives:

- RoCE touched 31.09% despite cost challenges in FY22
- Sweated assets, distribution and brand better
- Sustained working capital discipline; company remained net cash
- Margins expanded through all-round efficiency
- Increased share of MDF revenues
- Positive upside from digital initiatives

Our value-creation journey

Particulars	FY08-15	FY16-20	FY21	FY22
Business cycle	Upcycle	Downcycle	Downcycle	Signs of reversal
Revenue CAGR	14.8%	8.7%	-7.4%	41.99%
EBITDA CAGR	18.0%	1.8%	6.4%	66.74%
PAT CAGR	19.0%	-1.8%	21.40%	69.35%
Average Working Capital days	98	89	69	63
Average OCF (₹ Crore)	47	290	358.90	268.91
Average Net Debt (₹ Crore)	285	241.80	-61.5	-52.9
Average RoCE	19%	*20.4%	20.0%	31.1%

*Note: RoCE during FY18-FY20 ranged between 17 and 18%

How our valuation progressively strengthened

Capital appreciation

2,465

₹ Crore, market capitalization, 31st March, 2020



7,071

₹ Crore, market capitalization, 31st March, 2021



15,916

₹ Crore, market capitalization, 31st March, 2022



Group pedigree

- > Leveraging the holistic capability of Centuryply Group
- > Business presence also in cement and ferro alloys
- > Validated competence in business management across cycles
- > Stability a driver in sound lender relationships and talent attraction

Singular focus

- > Company focused on interior infrastructure sector
- > Wide portfolio – plywood, particle board, MDF, laminates and PVC
- > Focus enhanced capital allocation discipline
- > Largest manufacturing capacity in the sector

Brand vitality

- > Centuryply brand among the most trusted in its sector
- > Brand marked by the 'Raho befikar' recall
- > Recall reinforced by consistent brand spending
- > Brand spending at around 4% of revenues

Manufacturing discipline

- > Nine plants across India
- > Dispersed plants addressing regional needs
- > Updated technologies; low conversion cost

Disruptive product launches

- > Track record for clutter-breaking product launches
- > Launches driven by a dedicated R&D team
- > Launches driven around 'Raho befikar' tag line
- > Brand translating into superior realisations and margins

Financial discipline

- > Repaid ₹198.10 Crore of debt in five years ending 2021-22
- > Net debt-free company as on 31st March, 2022
- > All capex to be funded out of accruals
- > Debt-equity ratio of 0.13 as on 31st March, 2022

Responsibility

- > Deep ESG compliant business model
- > Extensively de-risked approach; established credibility
- > Low promoter remuneration as % of revenues despite a high stake
- > Increasing proportion of power appetite derived from renewable energy

Sustainability

- > Addressing a critical national interiors requirement
- > Investment in business platforms for sustainable scalability
- > Long-term relationships with eco-system
- > Attractive credit rating

How we generated superior financial hygiene

EBITDA

314.71

₹ Crore, Earnings before interest, tax and depreciation-amortisation, 2016-17

557.33

₹ Crore, Earnings before interest, tax and depreciation-amortisation, 2021-22

12.1 CAGR %, five years ending 2021-22

EBITDA margin

17.66

%, 2016-17

18.57

%, 2021-22

91 bps growth, five years ending 2021-22

Gearing

0.85

Debt-equity ratio, 2016-17

0.13

Debt-equity ratio, 2021-22

RoCE

22.90

% Return on Capital Employed, 2016-17

31.09

% Return on Capital Employed, 2021-22

819 bps increase, five years ending 2021-22

Why we are optimistic of enhancing value in a sustainable way

Our addressable market

The wood panel industry was estimated at ₹33,000 Crore in FY21. The space is getting progressively organised with a higher growth from organised segments like MDF and laminates. Following subdued demand over the last five 5 years, increasing occupation of residences and offices has driven demand for wood panel products. MDF continues to be the fastest growth category on account of increasing acceptance, superior alternative to cheap plywood and rising demand for modular furniture (where MDF is used).

The industry is expected to grow in the double-digits over the next 5 years driven by a low base (of the past 5 years), renovation demand and higher rate of occupation of premises. The MDF industry could continue to grow faster at 15-20% CAGR over the next 5 years driven by a rising demand for modular furniture, sustained replacement for cheap plywood and rising modular furniture exports from India. Organised plywood players are likely to witness increased traction over the next few years driven by strong inherent demand and market share gains from their unorganised counterparts.



Our addressable market

Plywood

25,000

₹ Crore, current estimated market size

6-8

% normalised growth rate

Laminates

6,000

₹ Crore, current estimated market size

10-12

% normalised growth rate

MDF

4,000

₹ Crore, current estimated market size

15-20

% normalised growth rate

Particle board

5,000

₹ Crore, current estimated market size

10-15

% normalised growth rate

Total wood panel industry

40,000

₹ Crore, current estimated market size

8 -10

% normalised growth rate



Our capex programme for FY23-25

640

₹ Crore, investment in MDF manufacture (already spent ₹180 Crore)

140

₹ Crore, plywood (Hoshiarpur greenfield project and debottlenecking of existing facilities)

200

₹ Crore, investment in laminate capacity


FY22: Addressable market and Centuryply's market share

Categories	Addressable market (₹ Crore)	Centuryply's market share %	Centuryply's organised market share %
Plywood	25,000	6	25
Laminate	6,000	9	17
MDF	4,000	14	15
Particle board	5,000	3	9
Total	40,000	7	19

—
INTERVIEW

“Our five-year revenue roadmap is to cross ₹5,000 Crore”

Keshav Bhajanka explains the value-creation roadmap



Q: What is the revenue target of the company?

A: The revenue target is to generate ₹5,000 Crore by FY2026. This implies 19% revenue CAGR over the five years from FY2021 to FY2026. This needs to be compared with the fact that the Indian economy could report annual growth of around 7% and the organized segment of the country's wood-based interior infrastructure sector could grow 12-15% during this period. The big picture that we wish to communicate to shareholders is that what we achieved in nearly three decades we expect to replicate in the next five years.

Q: What provides you with optimism that there is a good chance of this happening?

A: At Centuryply, we foresee double-digit growth compounded coming out of the wood panel industry across five years. There is a reason for this: the low base of the last five years is expected to correct resulting in higher growth in the occupation of premises driven by increased residential property sales. We expect this to drive growth in excess of 15% in the MDF and particle board categories.

Q: How does Centuryply expect to capitalise?

A: Centuryply's product mix will need to evolve if it has to consistently outperform the broad average growth of its sector or country. For one, we believe that the MDF segment will grow the fastest at more than 25% over five years. Besides, we expect percentage growth in the plywood, laminate and particle board to be consistently in the mid-to-high teens during this period.

Q: What will make this capacity accretion profitable from day one?

A: We are likely to initiate an aggressive capex of approximately ₹980 Crore over three years (MDF: ₹640 Crore with ₹180 Crore already spent till date on the Hoshiarpur brownfield facility and the Andhra Pradesh greenfield unit, plywood ₹140 Crore and laminates ₹200 Crore) compared to ₹1,100 Crore of gross block created over 36 years. At Centuryply, all this aggressive capex will be addressed through our accruals – which means that once we initiate the virtuous cycle to take the company to the next level, cash generation

will progressively increase from each expansion and the company will always possess more than adequate liquidity to invest in capacity creation. This means that the company could build a sizable war chest for organic or inorganic initiatives – or buy its shares back.

Q: What other initiatives could contribute to increased market share?

A: We are optimistic that the plywood segment market share gains would be driven by initiatives related to influencers, distribution and sales force in addition to the engagement of BCG to address efficiencies. Besides, we intend to sustain or enhance our aggressive brand spends, making it possible to outspend smaller competition affected by inflation.

The result is that we expect RoCE (plywood and laminate segments) to be higher over next five years, lifting the overall average.

Centuryply's desired outcomes





Our focused approach to enhancing value across the future



Digital technologies

Sustained investment in digital technologies

Benefits and upsides across the board

Basis of the company's rapid transformation into New Century



One-stop solutions

Complement of substrate and decorative wood varieties

Deeper relevance as a single-stop solutions provider

Increased cross-sale opportunities



Growing MDF investment

65% of capex in the next 3 years allocated to MDF

MDF to rise from 17% of revenues in FY21 to 27% in FY26

Disproportionate increase in profitability



Wider plywood relevance

Conventional focus on value-added plywood

Emerging focus on the economy variety (Sainik)

A plywood product for every pocket, enhancing market share



Capital allocation discipline

Proposed demerger of the CFS business

All investments in the core interior infrastructure business

Focus on enhanced governance



Accruals investing

All investments to come out of accruals

Projected to create a low cost structure

Decision directed to maximise cash flows



Value-addition

General preference for value-added products

Directed to strengthen profitability

Focus on protecting the brand sheen



Environment compliances

Focus on enhanced value for all stakeholders

Culture secured by comprehensive compliances

Focus on the 5 R's leading to enhanced responsibility

Our Stakeholder

Value- Creation Report, 2021-22

How we enhanced value in an integrated, inclusive and sustainable way for all our stakeholders

Overview

Integrated reporting combines reporting strands (financial, management commentary, governance and remuneration, and sustainability reporting) into a unified reporting framework that explains an organization's holistic value-enhancement capability.

The purpose of integrated reporting is to explain to providers of financial capital how an organization enhances value over time. The impact of the integrated report extends beyond financial stakeholders; it enhances understanding across all stakeholders - including employees, customers, suppliers, business partners, local communities,

legislators, regulators and policy-makers - focused on an organization's ability to enhance value across time. This shift from the 'hard' to 'soft' (non-financial data) helps appraise a company comprehensively, addressing the needs of the investor fraternity/government agencies.

How Centuryply's stakeholders enhance value

At Centuryply, we believe that the interplay of value for our various stakeholders has translated into our business sustainability.

Our employees represent the aggregate knowledge of how to grow the business across a range of functions (procurement, manufacturing, marketing, technology, innovation, finance etc.). Our focus is to provide an exciting workplace, generate stable employment and enhance productivity

Our shareholders provided capital when we went into business. Our focus is to generate free cash and grow our

RoCE, and, in doing so, enhance value of their holdings.

Our suppliers provide a continuously supply of resources. Our focus is to maximise quality procurement at declining average costs with the objective to widen our markets, strengthening sustainability.

Our customers keep us in business through a consistent purchase of products, generating the financial resources to sustain operations. Our focus is to sell to a larger number of customers around our preferred price points.

Our communities provide social capital. Our focus is to support and grow communities through consistent engagement.

Our governments (in the areas of our presence) provide a stable structural framework that ensures law, order, policies etc. Our focus is to play the role of a responsible citizen through the timely payment of taxes.

At Centuryply, we believe that the prudent interplay of the value generated by each and our consistent payback ensures business sustainability and enhanced organisational value.

The resources of value-creation

Financial capital

The financial resources that we seek are based on the funds we mobilise from our investors, promoters, banks and financial institutions in the form of debt, net worth or accruals.

Manufactured capital

Our assets, technologies and equipment for service delivery constitute our manufactured capital.

Human capital

Our management and employees form a part of our workforce, their experience and competence enhancing value.

Intellectual capital

Our focus on cost optimization and operational excellence, as well as our repository of proprietary knowledge account for our intellectual resources








Natural capital

We depend on nature and have a moderate impact on the natural environment.

Social and relationship capital

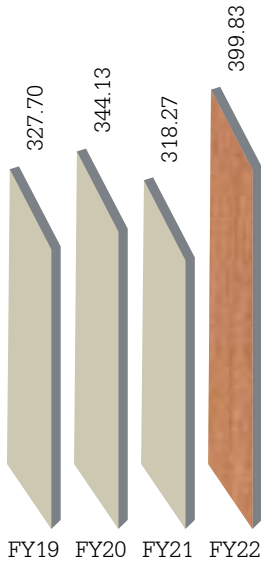
We enjoy enduring relationships with communities and business partners, including vendors, suppliers and customers, all playing a key role in ensuring our social license to operate that makes us a responsible corporate citizen.

Our strategy

 <p>Strategic focus</p>	 <p>Vendor focus</p>	 <p>Shareholder focus</p>	 <p>Customer focus</p>	 <p>Employee focus</p>	 <p>Community focus</p>	 <p>Government focus</p>
<p>Key enablers</p>	<p>Centuryply engages with the most trusted vendors who possess a long-term focus</p> <p>The company works with a range of resource providers</p> <p>The company provides engagement visibility to them in return for superior procurement terms</p>	<p>Centuryply emphasizes governance, operational excellence, brand strength, cost leadership, process stability and information transparency</p> <p>The company highlights the utility of sustainable growth</p> <p>The Company has been paying a dividend every year for 12 years</p> <p>The company possessed ₹249 Crore of free cash, bank and liquid funds at the close of 2021-22</p>	<p>Centuryply is a trusted, innovative and quality-driven product provider across price points</p> <p>The Company has a pan-India dealer network (plywood and laminates) and strong OEM presence (MDF and particle board) – a Centuryply access is never far away</p>	<p>Centuryply is an employer of 6,339 people</p> <p>The Company provides a fair and energizing environment</p> <p>The Company imparts training and attractive career growth</p>	<p>Centuryply is a responsible corporate citizen</p> <p>The Company is engaged in extensive CSR engagements</p> <p>The Company invested in renewable energy, sewage treatment and product recycling, each with community impact implications</p>	<p>Centuryply pays taxes, generates employment, complies with statutes and enriches communities</p>
<p>Material issues / addressed</p>	<p>Need to procure superior resources that could influence quality and product differentiation</p>	<p>Need to enhance long-term profitability that enhances value for all stakeholders</p>	<p>Need to manufacture products that address the customer's needs of utility, quality and longevity</p>	<p>Need to deepen a professional culture seeking overarching excellence</p>	<p>Need to extend prosperity from the company to communities</p>	<p>Need to establish respect as a responsible corporate citizen</p>

How we have enhanced value for stakeholders

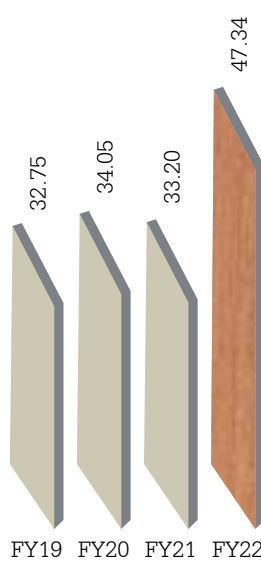
Salaries and wages (₹ Crore)



Employee value

The company has invested adequately in employee remuneration; this trend must be appraised with employee productivity


Revenue / person (₹ Crore)



Employee productivity

The company's investment in its people (training, empowerment and career growth) has translated into increased productivity

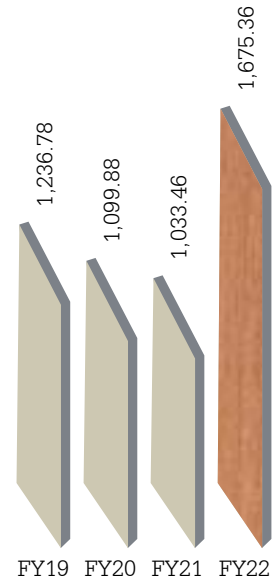
Revenues (₹ Crore)



Customer value

The company increased revenues (except for a pandemic-affected 2020-21), an index of the value created for customers

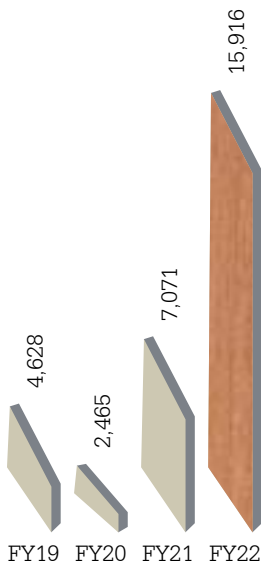
Procurement (₹ Crore)



Vendor value

The company procured a large quantum of resources through the years, strengthening procurement economies

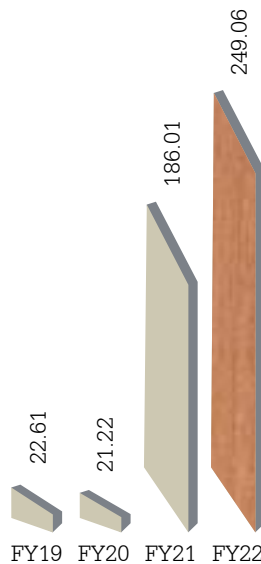
Market capitalization (₹ Crore)



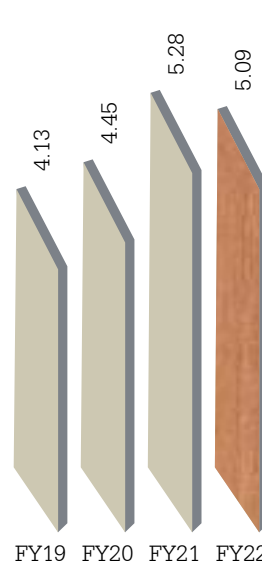
Shareholder value

The company has been valued differently through the years even as its business model remains robust

Free cashflow (₹ Crore)




CSR expenditure (₹ Crore)



Community

The company has enriched communities through a number of initiatives.

Tax expenses (₹ Crore)



Government

The company reinvested in society through prompt tax payments and other statutory dues.

Competitive advantage

Our Brands Report, 2021-22

Our brand spending (₹ Crore)

2018-19

74.88

2019-20

88.48

2020-21

82.09

2021-22

119.69



Overview

The word 'Centuryply' is one of the most trusted in India's wood panel sector. The word has become synonymous with 'trust' and 'dependability'. The Centuryply brand is also respected for game-changing initiatives that gradually became industry standards.

These have been Centuryply's contributions to its sector

- A credible face of the organized sector
- A product push (with no price discounting) transformed into a consumer pull (value-addition and quality)
- A product at every price point, helping widen the market
- The extensive use of digitalisation in sales force automation
- A clutter-cutting 'Raho befikar' brand recall
- A closer association with innovation and pioneering features



“The Centuryply brand’s success represented the coming together of the 5P’s of marketing”

Q: How did the Company’s brands perform during the year under review?

A: The year under review was the best reported by the Company in its existence. This record performance was a direct result of the robustness of the Company’s brands, their cumulative strength translating into the Company’s outperformance. By the close of the year under review, every single Centuryply brand (mother and product) had grown attractively and their respective market shares had increased. The result is that we consider the performance of the Company during the year under review as a watershed in the company’s multi-decade existence despite the fact that the Company operated well below potential during the first two months of the financial year on account of the pandemic.

Q: What are the measures by which the Company appraises brand health and performance?

A: The measures by which we appraise brand health comprise the following: brandwise revenues, the proportion of cash needing to be invested in promoting the brand, the brand efficiency (ratio of brand investment to brand revenue) and the average brandwise realisations per unit of product sold. During the last financial year, the Company reported improved outcomes across each metric, which translated into sectorial revenue outperformance and among the highest margins reported within the country’s organized interior infrastructure sector.

Q: What are some reasons for this attractive outperformance?

A: The outperformance was a result of the five P’s converging at the same time: Pricing, Product, Place, Positioning and Promotion. This coming together created a compelling competitive advantage for the company’s brands in the marketplace. The result is that we did not just sell more than peer brands but also sold faster and at higher realisations. This indicates that the company’s brand model is in place and that this robust foundation should translate into sustained outperformance.

Q: What was that one initiative that translated into a superior performance?

A: That one initiative was easily the digital investment made by the Company. To appreciate the import of this initiative, it would be imperative to understand the conventional approach of the Company: a blanket investment in the brand that resulted in outcome leaks and impacts without any insight being gained on what had worked and what had not. This changed during the year under review: as the Company invested in digital promotion, it became easier to understand the nature of the consumer, preference, product selection and rationale for purchase. By the virtue of deriving an access to the consumer’s footprint, it became easier to map the consumer’s psyche and predict probable actions by the consumer across the foreseeable future. We see this as a fundamental advance in our attempt to decode the consumer. Besides, this connect was reinforced

through our ability to engage, educate, advise and counsel the consumer into making the right choice. We see this complement – digital connection and physical engagement – as an effective complement leading to purchase. Besides, this combination resulted in engagement speed at one end coupled with sensitized counsel at the other, reinforcing Centuryply’s ‘Raho befikar’ positioning.

Q: What other initiative contributed to the effectiveness of the Company’s brand performance?

A: The Company strengthened its discipline of promoting one product segment during the year (following in the successful Virokill focus in the previous year). During the year under review, the Company extended its attention to the residential kitchen segment. This extension was inspired by a growing realisation that home makers and the kitchen staff need better working environments. Kitchen infrastructure is subject to wear and tear on account of a sustained exposure to heat, smoke and vapour. Besides, in a number of space-constrained homes, the kitchen has extended into the drawing room with no intervening wall or partition, warranting an investment at par with the drawing room or even higher. At Centuryply, we did not just address this emerging requirement; we also focused on the singular promotion of the Lucida high gloss laminate designed around modern kitchen requirements. This promotion was centred on the line of ‘Chaahe jo ho

jaaye, Kitchen chamakta jaaye', which stood out for its simplicity and focus. The result is that our kitchen-centric business reported attractive results during the year under review.

Q: What other initiative enhanced brand performance?

A: I just explained how we focused on promoting one product segment (kitchens) during the last year with the objective to reduce the communication clutter. We took this initiative one step ahead during the last financial year: we defined our brands sharper during the last year, as a result of which it became easier for consumers to understand what product stood for what attribute. It has been our experience that when consumers understand product categories simpler and better, there is a greater enquiry traction leading to purchase. In view of this, we wove our positioning and communication around three distinctive categories – Super Premium, Premium and Economy – backed by corresponding brands. The result is that consumers began to understand product attributes better, enhancing their confidence.

Q: How else did the Company's brands evolve during the last year?

A: The operative word was 'features'. In the past, we marketed the respective plywood categories on the basis of specific attributes. There has been a distinctive evolution in the recent past: consumers are beginning to appreciate the feature-rich nature of our plywood categories – quite like a smartphone that comprises purchase-influencing features like memory space, RAM speed, screen size and camera resolution. I now see the emergence of feature-driven plywood brands thanks to Centuryply. In the last couple of years, the company's plywood brands have been invested with the Virokill attribute that provides anti-microbial, anti-fungal, anti-bacterial and anti-viral features; the Firewall attribute acts as a fire retardant; the innovative QR code is a counter-piracy initiative. The result is that these are no longer attributes within the country's plywood sector; they have emerged as benchmarks. Anyone seeking to buy

plywood from a multi-brand outlet now usually asks 'QR code hai?'

Q: How else did the Company strengthen its brand during the last financial year?

A: The Company strengthened its Sainik brand that addresses the price sensitive plywood consuming segment. This represented a departure from the past. Earlier, the company focused on the Superior Premium and Premium segments; from the last financial year, the company extended to the economy segment as well. The big question was whether this extension would dilute the company's premium positioning. We believe that this widening of our product basket will do the following things: address the larger end of the consumption market, address every economic upturn, provide trade partners with a large wallet share and enhance our procurement, manufacturing and marketing economies. Besides, the economy segment also addresses the value-added niche within that price segment, retaining its aspirational positioning. We believe that this product segment provides Centuryply an opportunity to enter first-time consumers or those with modest budgets, a door-opener into millions of homes that may one day need an upgrade and turn to Centuryply again. So even though this segment may not generate the same value-added realisations compared to the other segments, we believe that it will not dilute the Centuryply brand in any way and that we will have proved that we have everything for everyone without affecting our profitability.

Q: How effective was the digital promotional spending of the company in FY 2021-22?

A: The digital spending by the Company proved to be a gamechanger during the year under review in specific ways. One, the spending was not extensive but intensive, enhancing audience focus. In view of this, it was possible to ascertain promotion effectiveness as opposed to a conventional reality when one never quite knew which spending avenue had proved effective. This outcome-driven

marketing approach translated into a bigger bang for the expended buck. Even when it came to electronic media spending, the Company allocated its budget across the right programmes, right frequency and specific time slots, the outcomes of which could be ascertained. So if there is one message that we do wish to send out is that there was a lot more science in the Company's brand spending during the last financial year.

Q: What are the various upsides that could emerge from this approach?

A: This question will be answered from the perspective of digital technology. We are at a unique moment where digital technologies (Data Science and Artificial Intelligence) are transforming consumer and corporate realities faster than ever. This is one area where Centuryply is making a decisive investment. It is using AI to study on the internet universe what consumers are seeking to buy; it is addressing specific consumer groups with an adapted pitch cum proposition; it is enhancing the effectiveness of its brand spending. What excites us is that for a Company that is focused on business-to-consumer engagement, there is a possibility of adapting the pitch and marketing one-on-one, which is a dream for any marketing professional. We believe that this is highly relevant for a retail consumer-driven company like Centuryply (as opposed to one focused on B2B and dependent on influencers). In view of this, we believe we have created a technology-driven platform to map consumers more intensively, strengthening our sales effectiveness.

Q: What is the Company's agenda for FY 2022-23?

A: The Company will continue to invest in technology for a sharper targeting of prospective consumers. We believe that an attractive slice of what we achieved during the last financial year was the result of technology-driven initiatives. A sustained technology investment will reinforce our brand and sustain the revenue momentum. This will enhance our revenues while protecting our margins, the basis of any company that seeks to enhance stakeholder value.

How Centuryply has modernized its business

Convergence of
Pricing, Product,
Place, Positioning and
Promotion

Complement of digital
connection and physical
engagement

Extension of focus
towards the kitchen
segment

Features-rich
positioning of all
plywood brands

Sharper focus on
Superior Premium,
Premium and Economy
segments

Focused promotion
enhancing spending
effectiveness

Investing in digital
technologies (Data
Science and Artificial
Intelligence)

Marketing one-on-
one using digital
technologies

The superior Centuryply brand recall

Why Centuryply is number one in India's interior infrastructure sector by a long margin

Scale

Centuryply offers one of the largest interior infrastructure portfolios in India - plywood, laminates, face veneer, MDF, particle boards, pre-engineered doors, fibre cement boards and PVC sheets, among others.

More than eight product segments.

Share

Centuryply is among the largest players in India's plywood sector. The Company's market share is among the highest in India's organized plywood sector.

₹25,000 Crore Indian plywood industry. More than 25% organised market share for Centuryply.

Democratic

Centuryply has something for every pocket – from Sainik plywood at the entry level to Club Prime.

Widest

Centuryply offers one of the widest choices within its brand portfolio. The company empowers consumers to graduate purchases to the next level with modest increases in budget – a 'choice journey'

Available in more than 18,000 SKUs

Deepest

Centuryply makes it convenient for consumers to buy proximate to where they are. The company is present in 28 states, 7 Union Territories and 532 districts. The trade network comprises more than 2,700 dealers and 19,100 retailers, one of the largest networks within its industry

Leanest

One of the leanest Balance Sheets in India's infrastructure sector, likely to sustain the business across market cycles.

₹249 Crore cash, bank and liquid funds (31st March, 2022)

Cleanest

The Company's proactive investments in responsible manufacture helped it emerge as one of the cleanest and 'greenest' plywood manufacturers in India.

8.8 MW captive rooftop solar power plant. Annual CO₂ savings of 8,624 MT

Lowest

Cost austerity helped the company emerge as one of most competitive players in India's interior infrastructure sector.

EBIT margin in excess of 10% across the last six years.

Safest

Protective industrial safeguards resulted in one of the safest facilities in the sector for the benefit of employees and community.

Consistent decline in reported incidents in the three years ending 2021-22



The courage of Centuryply

Launched the Virokill feature across its plywood and laminate varieties when the rest of the sector was preferring to wait and watch.

Demonstrated the courage to create new price points in India's interior infrastructure.

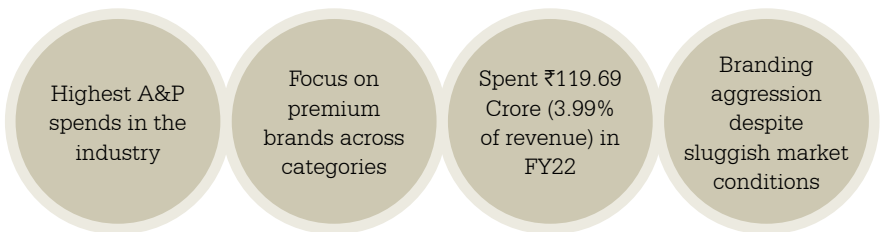
Introduced brands that extended into a brand family and portfolio (comprising relevant brand extensions and spinoffs).

Invested in pioneering products based on the conviction that supply creates/increases demand.

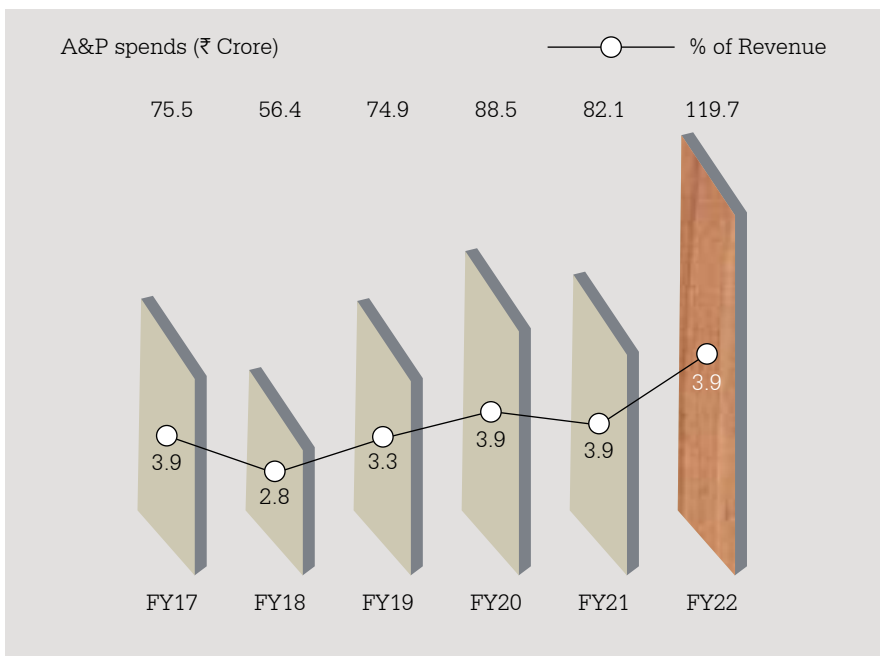
Provides choice across 18,000+ SKUs, among the largest in India's interior infrastructure sector instead.



Our strong brand presence



Aggression in brand spends



Centuryply's brands at work

Helped tighten the receivables cycle

51

Days of receivables cycle, 2020-21

42

Days of receivables cycle, 2021-22

Helped the company enhance margins

15.8

% EBITDA margin, 2020-21

18.6

% EBITDA margin, 2021-22

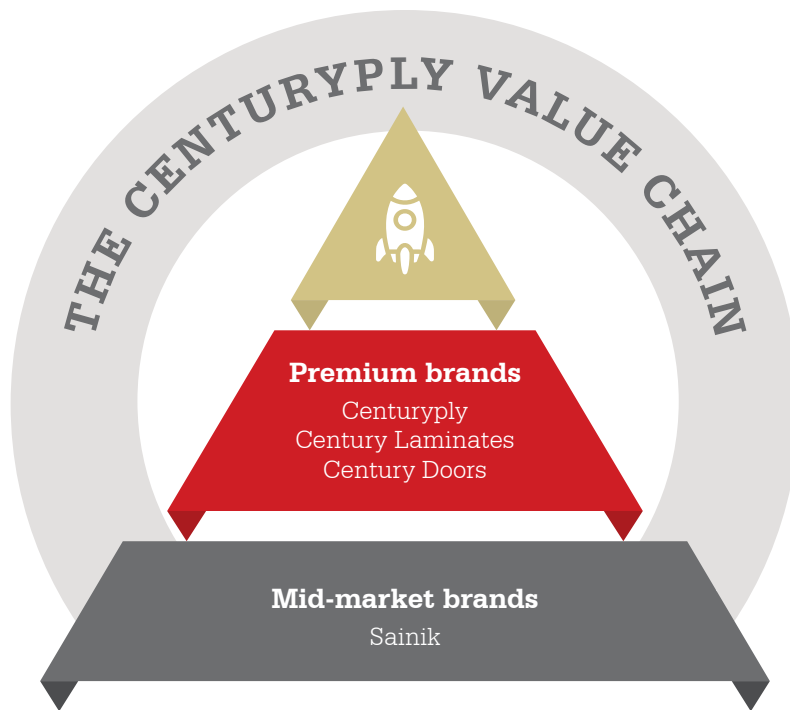
Helped the company maintain inventory turns

57

Inventory turns, 2020-21

60

Inventory turns, 2021-22



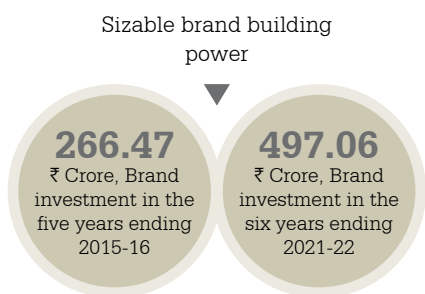
Our brand building track record

2018

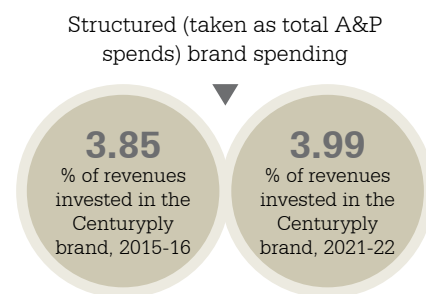
Utilised the services of Kharaj Mukherjee for Centuryply Heroes digital film, highlighting the importance of workmanship and the strength of carpenter character in our business

2019

Utilised the services of Rudranil Sengupta for Centuryply Heroes; made a series of product TVCs directed by Prasun Pandey



Our brand stethoscope



- ### Centuryply's impactful television commercials
- PF Ply 1997
 - Khushiyon Ka Rangmanch 2014
 - Sab Sahe Mast Rahe 2016
 - Sab Sahe Mast Rahe 2005
 - Century Laminates Brand 2015
 - Sab Sahe Mast Rahe Revamp 2017
 - World Anger Day 2012
 - Sainik 2015
 - Plywood, laminates, doors 2019

- ### Recent television campaigns
- ViroKill feature introduced, 2020
 - Sainik One Nation One Price implemented, 2021
 - FireWall technology introduced, 2021
 - Innovative range of High Gloss Laminates - Lucida, 2021

- ### The outcome of our brand focus
- 2018-19:** Among the Top 50 impactful digital campaigns
 - 2020-21:** Recognised by Drivers of Digital
 - 2021-22:** Won the prestigious Exchange for Media, Pride of India Brands – 'The Best of Bharat' Awards.

	Centuryply : Club Prime	Century Laminate	Century Door
Launch year	1995	2004	2013
Brand Ambassador	No ambassador as product heroes. We do use popular personality-based communication		
Strategy	High-end. Feature-loaded	High-end. Feature-loaded	High-end. Feature-loaded

2020 Utilised the services of Parambrata Chatterjee to act in a relevant role for the Virokill advertisement; entered the Flipkart and Amazon marketplaces to digitally market products

2021 Utilised the services of Jisshu Sengupta for the Lucida High Gloss Laminates TVC. Introduced the Firewall technology via TVC with the tag Centuryply Aag se Bachaye and launched Century Promise, an app to detect genuine Centuryply products

2022 Firewall television commercial was continued with a focus on Club Prime. Sainik 710 television commercial was introduced.

Centuryply's Power Brands

Segment	Brand	Application	Centuryply utility
Laminates	<ul style="list-style-type: none"> • LookBook • Starline • Monocore 	Decorate and protect furniture and surfaces	▪ 7-year warranty (LookBook & Monocore)
			▪ Colour fastness
			▪ Carpenter-friendly
			▪ Latest international range
			▪ Greenguard certification
			▪ Certified by Indian Green Building Council (IGBC)
			▪ Uniform thickness and proper back standing
			▪ ISO 9001:2015 certified
			▪ ISO 14001:2015 certified
			▪ Virokill (anti-viral, anti-fungal and anti-bacterial)
Veneer	<ul style="list-style-type: none"> • NatzuraWoods • SenzuraStyles 	Decorate and protect furniture and surfaces	▪ 7 year warranty (Gurjan Base)
			▪ Pre-sanded material
			▪ Virokill (Anti-Viral, Anti-fungal and Anti-Bacterial)
			▪ Latest international trends sourced from around the world
			▪ Certified by Indian Green Building Council (IGBC)
			▪ Borer and termite resistant material (Gurjan Base)
			▪ Boiling water resistant (Gurjan Base)
			▪ ISO 9001:2015 certified
			▪ ISO 14001:2015 certified





A modern living room with a wood-paneled wall. A grey sofa with two white pillows is positioned against the wall. In front of the sofa is a round, light-colored wooden coffee table with a dark metal candle holder on top. To the left of the sofa is a tall, white, ribbed vase containing dried branches, sitting on a black metal stand. A large window is on the left side of the room, and a chandelier with several glass globe lights hangs from the ceiling. The floor is made of light-colored wood.

PART 4

THE ENABLERS



The game-changer: No debt on the company's books

...and how this will help strengthen the Centuryply brand

Overview

At Centuryply, we stand at an inflection point.

This inflection is on account of a single – but sweeping - change in the manner we wish to run our business.

For years, we grew by making investments in our manufacturing capacity that were funded either by debt or a mix of debt and net worth.

During the last few years, the company utilized a sizable part of its earnings to draw down its long-term debt – an aggregate ₹198.10 Crore repaid in the five years ending 2021-22.

The result is that our peak debt of ₹602 Crore in 2017 had declined to ₹196.37 Crore towards the close of 2021-22; correspondingly our peak gearing of 0.85 had declined to 0.13 towards the close of the year under review.

This improvement in our gearing (the lower the better) now represents an attractive platform for our sustainable growth.

Game-changer

Centuryply is increasingly cash-rich; cash profit of ₹99.15 Crore in 2020-21 increased to ₹392.80 Crore in 2021-22.

The game-changer in the company's financing structure is that henceforth virtually every rupee of investment will be derived from net worth (except by brief debt-based bridge financing).

This has already become evident: the company intends to increase its plywood capacity by 20%, invest in a new laminate production line and commission an entirely new medium density fibre-board plant with an aggregate investment of around ₹600 Crore. This will be the largest bunched investment in the company's existence and funded completely by net worth.

The probable outcomes

There are probable outcomes of the debt-free approach.

One, we expect to invest in fresh capital expenditure only through accruals, making it a distinctive interior infrastructure company.

Two, revenue growth will be sizable and sustainable, given the largeness of investments going into the business and the correspondingly attractive margins enjoyed.

Three, each growth round will be secured through virtually no finance costs, enhancing competitiveness and accelerating project payback – a virtuous cycle of reinvestment and growth in an existing business.

Four, the company could strengthen its valuation, being a pure proxy of the country's consumption-driven interior infrastructure growth.

Five, the company's presence in a cyclical sector will be complemented by

core revenue and profit visibility at all times.

Six, the accruals have reached a critical mass whereby they will provide the company's investments with adequate pipeline for reinvestment.

Seven, an accruals-driven business will provide the company with a platform for sustainable multi-year growth.

Eight, a business with no interest outflow – for long-term debt or working capital – will be able to resist cyclical downturns without compromising its brand or pricing integrity, emerging among the first in its sector to rebound following sectorial recovery.

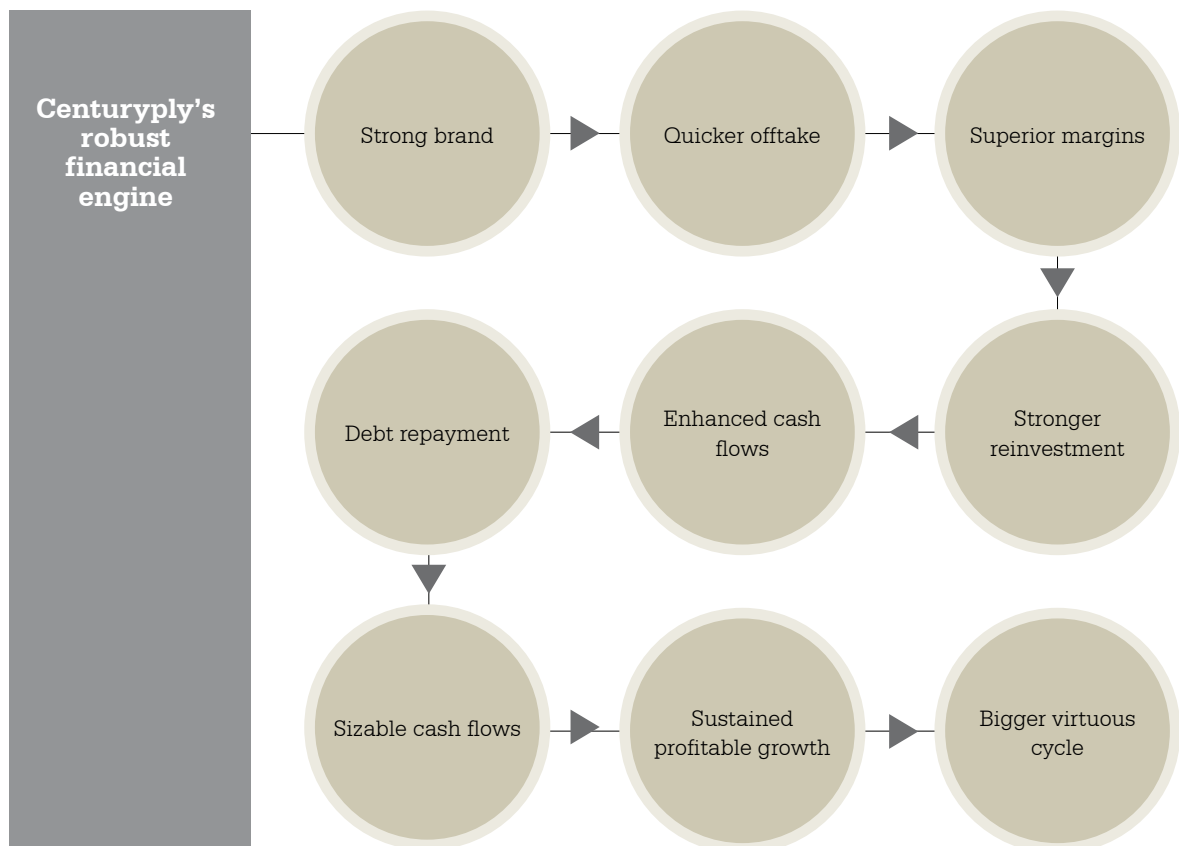
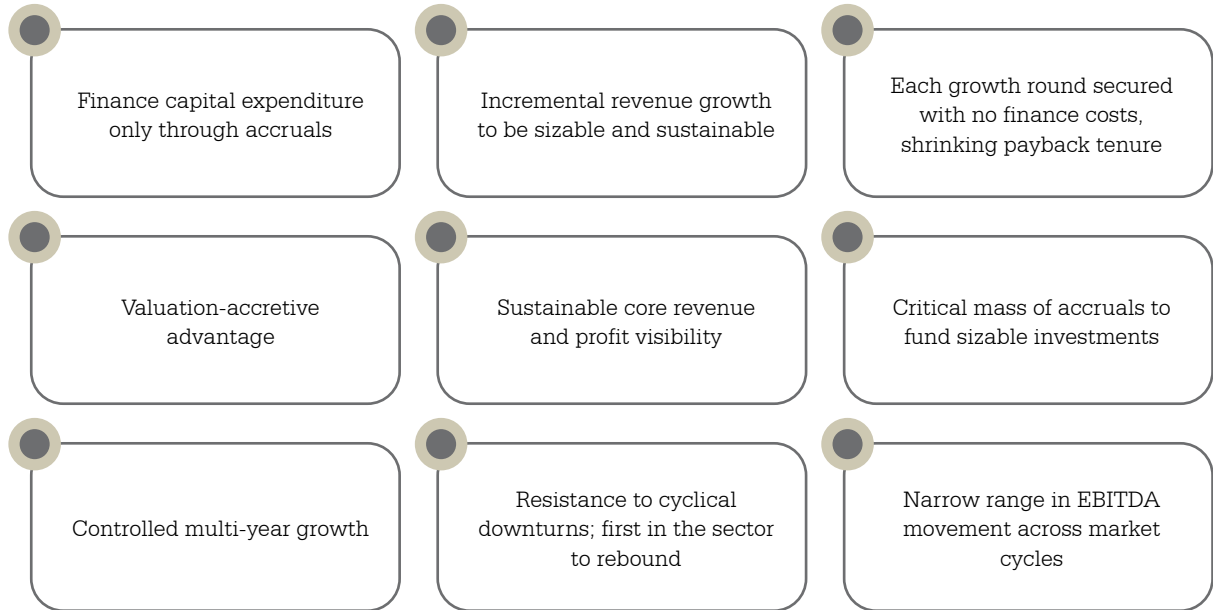
Nine, we expect to narrow the range within which our EBITDA margin may move between good market cycles and bad, strengthening predictability and investor confidence.


Conclusion

At Centuryply, we see our any-market liquidity as a competitive advantage when a number of our competitors possess debt on their books.

We believe that this decisive advantage – no interest outflow - will strengthen the corporate brand, graduate revenue expenditure with speed into income and reinforce the company's premier sectorial position.

A zero-debt approach and a more sustainable Centuryply





How digital technology is reinventing Centuryply

Q: What is the role of digital technology within the company?

A: While it would be an exaggeration to say that we are a technology company engaged in the manufacture and marketing of interior infrastructure products, the reality is that we are definitely making a deeper use of technology in our business than before. It would be fair to state that digital technology is integral to our business (and not incidental). It would also be fair to state that the role of digital technology is transforming our business faster than any other driver.

Q: Why is this the right time to be investing in digital technologies?

A: There are a number of reasons for the increased deployment of digital technologies in our business.

One, there is an unprecedented convergence of various emerging technologies (artificial intelligence, data science, 5G, blockchain and others) at the same time.

Two, consumers are being influenced more through social media on their smartphones than conventional media.

Three, there is a need to invest in digital media to enhance business insights and controls.

In view of these realities, we do not see our investment in digital technologies as optional; we see it as integral to our success; we see it as inseparable to our growth; we see it as a competitive advantage.

Q: How is this transforming the company?

A: Let me start with culture. The increased investment in digital technologies is transforming the way we think, the way we perceive prospects and the means through which we expect to grow in a sustainable manner. This clarity is influencing the nature of technologies to invest in, the quantum of investment in each technology, the linkage of each technology to desired business outcomes and the recruitment of the right technology professionals. The result is that the Centuryply of today talks and work with digital technologies at various levels, resulting in organizational nimbleness.

Q: What have been some outcomes of the company's technology spending?

A: From a larger perspective, we may be doing the same things, but we are definitely doing them better; from another perspective we are doing different things to generate differentiated outcomes. This is the basis of our driven culture: a willingness to embrace new technologies and developments; a willingness to embrace change. This has had an interesting outcome: no longer is Centuryply asking 'why' when presented with the option of new initiatives; it is responding with a refreshing 'why not'.

Q: What have been the other outcomes of the increased digital technology spending?

A: As a result of prudent digital spending, there has been a substantial

increase in data availability leading to informed decision making. There has been a greater controls discipline leading to enhanced authenticity (information or products). There is a stronger network of controls, resulting not only in systemic discipline but also sending alerts in the event of probable transgression, minimising deviations from the established mean and creating the basis of organisational predictability. There has been a decline in process tenures, making it possible for us to pack more initiatives within the same time. We are also reaching customers faster and at a lower cost, strengthening efficiency.

Q: Where does the company intend to go from here?

A: At Centuryply, we recognise that we are interior infrastructure leaders in the second most populous country. There is a large headroom in understanding the nature of consumers, preferences and markets, which changes from state to state. Because India is not a homogenous market, there is a premium related to the role of data science and artificial intelligence in decoding the country. In view of this, we commissioned a Centre of Excellence in 2021. This Centre will be different in that it will not only crunch data but will utilise that data to extend to business transformation initiatives. By the virtue of this coupling, we expect to derive a visible picture of our digital technology investment, making it an arrow head of our long-term growth and business sustainability.

HOW DIGITAL TECHNOLOGY IS TRANSFORMING CENTURYPLY

How we strengthened our supply chain management



Challenges

Branches claimed sales losses but could not provide supporting evidence

Demand-supply mismatches between factory and sales outlets

Demand-supply mismatches between varied SKUs

Interventions

Created prudent inventory stocking norms based on the immediate sales trend

Graded the ideal stocking norms based on their abundance or depletion

Simplified production targets to simply match enunciated stocking norms

Outcomes

Enhanced clarity across production teams; lower attrition between factory and sales teams

Inventory size and dead stock declined; inventory mix improved towards fast moving SKUs

On time-in full capability increased; inventory turns increased; less cash deployed

How we strengthened our Influencer Loyalty App



Challenges

There was a vast range of sales influencers, reducing focus

The vast influencer family resulted in sub-optimal spending

There were pulls and pressures to spend on different influencers

Interventions

A Theory of Constraints approach prioritised a focus on contractors

The initiative extended beyond bills as the basis of commission computation

The company graduated to an QR code to drive this programme

Outcomes

The payment of multiple commissions to the same influencers declined

The system eliminated manual interventions, enhancing credibility

The system aggregated adequate data to facilitate a deeper analysis

How we strengthened our Sales Force Automation



Challenges

Low clarity of sales force activities

Inability to plan sales functions better

Low sales team productivity

Interventions

Changed the go-to-market approach; team encouraged to generate new orders

Visiting trade partners to generate sales changed to providing sales leads

Process-driven and structured sales visits; enhanced automation and trackability

Outcomes

Pan-organisational focus on demand generation

Pockets of under-performance corrected with speed

Enhanced process orientation on how branches will be run

How we strengthened our retailer management (laminates)



Challenges

The company directly serviced the needs of only the prominent retailers
This top-heavy approach overlooked hundreds of small but growing retailers
Wider footprint necessitated the additional recruitment of employees or tele-callers

Interventions

The company resolved to address every single demand request irrespective of order size
The company widened its service perspective to cover large and small retailers
The company deployed call centres to service small retailers

Outcomes

The proportion of sales from small retailers increased
This increase helped broaden the company's sales profile
The small retailers generated repeat offtake, extending transactions into relationships

How we strengthened our dealer / sub dealer engagement



Challenges

The company's sales to distributors resulted in a low understanding of market realities
The consumer preferences evolved with speed, putting a premium on market insight
There was a danger of scheme benefits not reaching retail partners

Interventions

The company launched apps to engage with dealers and sub-dealers
The company leveraged a direct access to competently track secondary sales
The company built a robust app structure to cover its dealer engagement

Outcomes

Dealers and sub-dealers found it convenient to access their transactions status online
The apps enhanced information accessibility and systemic credibility
The apps empowered trade partners to place orders through their smartphones

How we strengthened our distributor management system (DMS)



Challenges

There was a low clarity on the dealer's business position
This prevented the company from enhancing dealer sales throughput
There was a need to enhance dealer engagement and profitability

Interventions

The company installed proprietary software in the dealer's IT system
This enhanced the company's understanding of the dealer's business realities
This strengthened a collaborative engagement between the company and trade partner

Outcomes

The company moved from reactive to proactive distributor service
The company began playing the role of an informed partner
This arrangement strengthened the company's understanding of high/underperforming distributors

How we strengthened our product innovation



Challenges

There was a jaded feeling of me-too products being launched by most companies

Market realities were transforming; there was a need for companies to keep in step

The pandemic effect warranted a fresh approach to portfolio restructuring

Interventions

The company leveraged the advanced nano technology to launch new product features

These features comprised Virokill and Firewall

These features were focused on product safety

Outcomes

The launch of these features for no extra price strengthened offtake

These features strengthened the company's brand as futuristic

These features enhanced the value proposition and market share

How we empowered consumers to check counterfeits



Challenges

There is extensive counterfeiting within the interior infrastructure sector

The prominent brands like Centuryply were being duplicated

The existing market environment was proving inadequate to prevent piracy

Interventions

The company turned to digital technology to address this challenge

The company launched a QR code to counter counterfeiters

The QR code, when scanned, highlighted the factory / date of manufacture

Outcomes

The Century Promise app strengthened the company's brand

The app also empowered users to download an e-warranty card

The app strengthened the company's brand around one that cares

How we strengthened our digital desk



Challenges

Most of our promotions in the past were in conventional media

More consumers have moved to smartphone-driven influences

There is a greater headroom for digital technologies now than ever

Interventions

The company increased its digital promotion

The company gathered sales leads through digital sources

The company derived a precise understanding of its targeted audience

Outcomes

The company reported 5% of its sales through digital media

The company intends to raise sales from digital media to 10%

The company intends to widen and deepen its digital technology footprint

How we strengthened our procurement discipline



Challenges

There is a large number of products and sub products to be procured

There is a volatile market environment that makes resource tracking difficult

There is a need to negotiate scientifically using a process-driven discipline

Interventions

The company launched PRM 360

This system helped automate all procurement

The company established IT systems to track retrospective purchases

Solutions

The company mapped every price movement with clarity

The company negotiated with a scientific basis

This helped moderate resource procurement costs

How we strengthened our manufacturing excellence



Challenges

The various factories put a premium on maximizing more from less

There was also a challenge to maintain quality standards across plants

There was a need to graduate from reactive quality management to proactive

Interventions

The company invested in technology-intensive manufacturing equipment

The company's equipment was fitted with alerts in the event of quality deviations

The company's equipment was designed to maximise the input-output ratio

Solutions

The company arrived at an optimal balance of quantity and quality

The proportion of first-rate output increased, enhancing value-addition

The company generated a superior return on gross block

The company strengthened its logistics management



Challenges

The world is moving to just-in-time delivery

There is a greater premium in knowing where products are in transit

There is a large room to reduce logistical inefficiencies and costs

Interventions

The company strengthened its understanding of logistics management

The company's IT system ascertained the precise location of dispatched trucks

This empowered the company to keep trade partners periodically updated

Outcomes

The company encouraged trade partners to stock less

The company serviced trade partners with increased deliveries

The company helped trade partners moderate their working capital outlay

‘The year under review was a marketing watershed in the company’s existence’

The management analyses what went right for the company during the year under review

Q: Why is the subject of marketing critical at Centuryply?

A: The subject of marketing is critical at Centuryply on account of the nature of the company: it is retail-driven as opposed to one driven by institutional revenues. During the last financial year, for instance, the company generated a high percentage of its revenues from retail offtake, which emphasised the importance of market-facing initiatives.

Q: How did the company perform during the last financial year?

A: The year under review was a marketing watershed in the company’s existence. From a marketing perspective, we not only reported a higher financial number but also increased our market share across product segments. We were able to maintain our share of the organized plywood market at around 25%, our share of the organized laminate market increased to around 17% and our share of the organized MDF market remained stable at 15%.

Q: Why was this creditable?

A: This was creditable because we outperformed each of our respective product segments. We outperformed the growth of the plywood market by a factor of 3.72x, we outgrew the national laminates segment 1.95x and we outgrew the national MDF

segment 1.83x. This across-the-board outperformance indicates the maturing of a pan-organisational marketing culture.

Besides, the company reported a record performance during the year despite operating below potential for two months during the start of the financial year. The company reported ₹887.4 Crore in incremental revenues during the last financial year, the largest increment in any single year. The company reported ₹3,000.88 Crore in revenues, 31.46% higher than the previous highest of 2019-20 revenue. The company reported ₹223.08 Crore in incremental EBITDA, which indicates that our sales were profitable.

Q. It would appear that the growth reported by the company was achieved easily. What challenges were encountered and how did the company address them?

A: There were two major challenges – demand and supply chain disruption.

For a large part of the year, demand was impacted due to the COVID-19 pandemic. There was a greater need for consumers to leverage the use of virtual technology in product selection. The company could have drawn out a multi-quarter agenda of technology migration to address a rapidly transforming consumer environment. It responded with customized technology solutions

that comprised tele-sales, digital catalogue, e-commerce option and an e-gallery for long distance natural veneer selection. Besides, we focused on widening market reach, penetration and material availability.

During the course of the year, we encountered demand spikes, which put a premium on supply chain management. To address unforeseen disruptions, the company built a Central Distribution Centre. This centralized facility empowered the company to address demand shifts with speed, making it possible to put products on shelves just when consumers needed them. By the close of the year under review, the time lag between demand increase and product availability had substantially declined, enhancing the company’s market responsiveness and, hence, market share.

Q. In what ways did the company strengthen its business during the year under review?

A: The company strengthened its understanding of changing customer preferences, especially with respect to surface home décor products like laminates and veneers. This understanding helped the company introduce new aesthetics, relevant features and enhanced safety dimensions. Our customers felt that our introductions enhanced the aesthetics of their homes and offices on the one hand

and enhanced their functionality on the other.

Our major developments during the year under review comprised product innovation & promotion, Virokill technology, launch of the industry's most effective product catalogue comprising innovative designs and brand campaigns (Lucida television commercial and radio) to support secondary sales movement. Besides, we widened our trade channels through organic and disruptive efforts (the use of telesales to address the needs of small retailers, which was the first time this was done within our industry) and making our products available on digital and e-commerce platforms.

Q. How did the company wow the market?

A: We realised that consumers put a premium on safety during the pandemic. In view of this, we responded with the unique Virokill, a technology that made our products anti-microbial, anti-fungal, anti-bacterial and anti-viral. This technology made viruses self-rupture when coming into contact with our product, a lifetime protection. We launched a range of gradient laminates, a combination of different colours in gradient form in one sheet, another industry first. We introduced a dedicated door laminate range to address the growing demand for doors in the OEM segment.

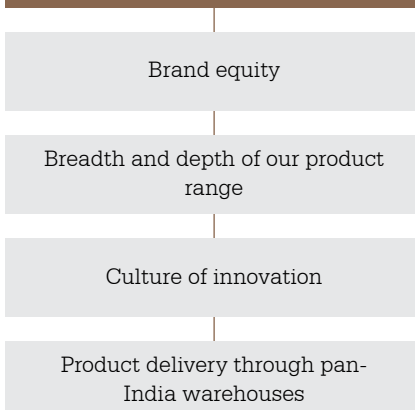
Q. How does the company intend to grow in FY2022-23?

A: The outlook for the company continues to be positive due to a convergence of various realities: demand revival following the pandemic, increased disposable incomes and shrinking presence of the unorganized sector. The company is optimistic of its prospects due to the robustness of its brand, sustained product innovation, channel expansion, ability to enter or expand in new customer segments (door laminates) and the expansion of distribution centres leading to superior service.

Highlights of our marketing success in FY 2021-22

- Achieved the highest Lucida sales in the last fiscal year, amongst the fastest growing laminate categories
- Entered the Door Laminates segment with a range of products and sheet dimensions
- Developed a unique industry-first technology called Virokill to address virus infection issues on laminate surfaces
- Focused on TV and radio promotional campaigns
- Leveraged telesales to widen reach and enhance penetration
- Implemented Distributor Management System for enhanced analytics related to secondary sales
- Strengthened Sales Force Automation to focus on goal-oriented sales calls and leads management
- Commissioned a Central Distribution Centre to cater to dynamic demand shifts

Our marketing strengths



Big numbers

39.12

% sales growth in our laminates business (1mm+0.8mm), FY 2021-22

29.39

% growth in our veneer business, FY 2021-22

6

% estimated market share of our plywood business, FY 2021-22

9

% estimated market share of our laminates business, FY 2021-22

14

% estimated market share of our MDF business, FY 2021-22

What Centuryply employees feel about working with the company

“Centuryply lives up to its tagline *Raho Befikar* when it comes to work culture. Nobody over-instructs; we are given the freedom to work and express opinions. And yet, the culture is professional, positive and with no room for office politics. My cherished memory was when the MD hailed my weight loss journey (I lost 28 kgs) during his speech at the Century Long Service Awards.”

Rupa Das, Senior Manager - PR and Internal Communication

“Centuryply is a guardian. I had to shift to different cities a number of times at work. Each time, Centuryply reassured me: ‘You need not worry about your family’s residential arrangement or children’s education: *hum hain na!*’

Ravindra Kumar, Deputy General Manager

“In 13 years with Centuryply, the company has graduated from ‘workplace’ to ‘family’. The company celebrated my achievements and milestones, which motivated me to perform better. My proudest moment: when my team and I were felicitated as the Sarvoda Sarvottam Champion for teamworking by the Chairman and Managing Director. I also received a Long Service Award.”

Devika Goswami, Corporate Marketing Head

“Centuryply is how my folks address me at home. My family is sure I am going to be here till old age. Working at Centuryply is a privilege – especially if one comes from a small town where opportunities are limited.”


Pooja Kapur, Manager, Exports

“In terms of products offering, network expansion and demand generation, Centuryply has been a trendsetter. The secret of our success lies in our passion and effort as a team. For any project or new launch, one will find people at Centuryply – from the entry-level staff to senior management - striving hard to make the venture a success. The result: we have outperformed older brands.”

Veeranna A, Regional Sales Manager

“Due to pregnancy complications, my doctor advised bed rest for nine months. I was called back by Bhaan sir (my reporting senior) and Mr. R.A Sharma (Regional Communications Manager), a rare occurrence as the company could have easily hired someone else. Centuryply has always been there for me, whenever I needed them, including helping with an interest-free loan when I wanted to construct my house.”

Hema K.S, Deputy Manager, Regional, Business Analytics Team.



Our manufacturing excellence

Our manufacturing strengths

- State-of-the-art infrastructure with defined processes
- Systems-driven production and standards
- Benchmarking with the best standards
- Product uniformity irrespective of location
- Engagement of skilled labour, advanced machinery and certifications (ISO 9001-2015, ISO 14001-2015) across plants

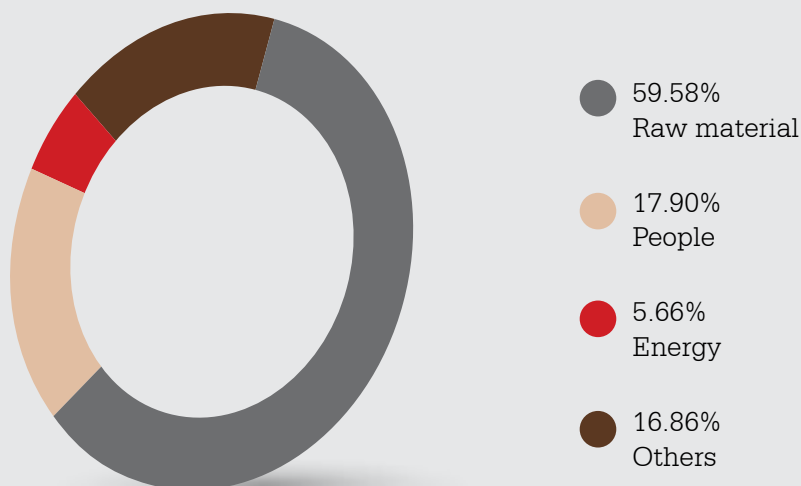
Our improvements, FY 2021-22

- Introduced calibrators to smoothen the material surface in plywood manufacture
- Introduced a face overlying press with a cushion pad and SS plate to enable a clear panel finish
- Proposal to commission a high-station veneer dryer in the Chennai unit to enhance production and energy efficiencies
- Introduced Lambu, Kadamb and Melia dubia veneer species for making plywood
- Introduced better process controls to reduce overheads and rejections, moderating some of the cost increase.

Initiatives by the company

- The Company introduced higher width veneer in core composer and finger jointer to produce gapless plywood
- The Company installed a calibrator to reduce plywood thickness variations
- The Company utilized pneumatic-controlled precise glue spreaders for adhesive applications on veneer surfaces to deliver gapless plywood
- Various initiatives helped enhance customer delight and market share.
- Quality standards were benchmarked against international standards (BIS)
- Processes were marked by lower rejections and high prime grade product recovery

Cost components (excluding interest and depreciation)



Research drives our Centuryply brand

Importance of research at Centuryply

- Strong commitment to ongoing innovation
- Commitment to create products around novel, yet relevant, concepts
- Strong recall for the word 'pioneering'
- Research-led productisation soon an industry standard
- Principal driver of the company's products and outperformance

The differentiated nature of research

- Centuryply was one of the earliest in its sector to invest in research infrastructure
- Consistent spending in research (people, equipment and infrastructure)

- Most products by the company have been the first of their kind in the market
- General trade expectation that Centuryply will introduce new concepts better and faster than competitors

Some research considerations employed

- Complement of revolutionary products and streamlined manufacturing solutions
 - Address growing demand at optimal costs
 - Centuryply provides customers a wide product range, quality assurance and warranty
- Centuryply was one of the first Indian companies to offer an MDF warranty

Research relevance

- Launched on antiviral plywood and laminate during the pandemic, marked by the Virokill Technology
- First to introduce anti-bacterial and finger-print-resistant laminates, using nanotechnology
- Pioneered affordable fire-retardant plywood and water-resistant plywood in India
- Pioneered boiling water-resistant decorative veneer, powder-proof PF plywood, borer-proof and termite-proof plywood in India.
- Developed an indigenous wetting agent to reduce its import dependence and costs

Centuryply the global citizen

Overview

- The company was challenged by supply chain disruptions and cost escalations in FY 22
- Global customers were required to work with lower finished goods inventories
- There was a premium on proactive global procurement due to challenged supply chains
- The rising lead time led to escalated costs at vendor and customer ends

Challenges and counter-initiatives, FY21-22

- Affected the first month and tenth month of the financial year due to the pandemic
- The company engaged with authorities to resume limited operations in compliance with Covid guidelines
- To counter domestic supply chain suspension, the Company turned to exports

- The company was one of few companies to sustain global supplies
- The company suffered steep freight costs and unavailability of shipping containers
- The company was able to pass extra costs to customers

Highlights, 2021-22

- The company enjoyed an increase in order book
- Exports grew 38% y-o-y to ₹126 Crore

Outlook

- The company intends to cross ₹200 Crore exports during the next two years
- It will tap into new markets and product segments
- The company will enhance sales of its flagship Century Laminates in the premium segment



Primary markets
• South East Asia • North America • South America • Middle East



PART 5

BUSINESS SEGMENTS



Plywood: Centuryply's flagship product

Overview

- Centuryply enhanced digital marketing
- It adopted ODJ ('Order dene jayenge'), a new sales process for demand generation
- It doubled its advertising budget and extended across 168 new towns, engaging 575 dealers.
- It launched Sainik OEM, a 16 mm calibrated plywood variety to address the OEM segment
- It addressed the growing trend of residential furniture and fittings being fabricated off-site in OEM factories and being assembled / finished on site

Strengths

- Superior quality of products
- Well-connected network of trade partners across India
- Strong brand pull

Challenges and counter-initiatives, FY22

- The pandemic wave affected the sales momentum
- Price increase affected input costs
- The company focused on demand generation and channel expansion

New products

- Sainik 710 introduced a couple of years back has significantly picked up its volume in this fiscal.

- The Company launched Century Club Prime, a premium product
- The company expanded its network pan-India through the twin brand strategy – introduced Sainik 710 in the local market and then Century Club Prime.
- This strategy helped the company penetrate 635 towns
- This strategy grew plywood revenues 43.09% y-o-y.

Outlook

The Company will continue to enhance demand through increased promotion and channels expansion

Centuryply's market share		
Market share	FY21	FY22
Plywood	5%	6%
Laminate	8%	9%
MDF	14%	14%
Particle board	3%	3%
Overall WP market share	6%	7%



Our customer testimonials

“I have been with Centuryply since I started my interior firm 15 years ago. *Mere saare* clients Centuryply prefer *karte hai* because the brand never compromises on quality and service. I always buy veneers from Centuryply’s display centre, because it is a one-stop solution provider for my plywood and veneer requirements.”

Abhijit Sinha Roy,
Interior Designer,
Kolkata

“I have been working as a dealer with contractors, OEMs and corporates for 15 years. I have witnessed Centuryply grow into a brand. *Iska bahut bada* credit Centuryply *ke* products, policies, vision *aur values ko jaata hai*. The Company stayed true to its vision and the result is that in a competitive market, its products stood out.”

Hetal Shah, dealer,
Ahmedabad

“C enturyply is the most popular plywood brand. *Hamay pitch nahi karna padta;* customers *khud saamne se aakar* Centuryply *ka* product *maangte hain*. I have been working as a dealer since 2006 and rarely have I seen a company that inspires as much trust and respect as Centuryply.”

Dilip Agarwal, dealer,
Kolkata

“C enturyply is the customer’s favourite in the plywood industry. *Main 2002 se* dealership *ka kaam kar raha* hoon, when Centuryply was known for its transparency. *Aaj yeh* India *ka* *sabse* popular brand *hai*, with a wide network of channel partners as it adds value to the customer’s life.”

Vijoy Kumar Saraf,
Dealer, Gopal Plywood



BUSINESS SEGMENTS

How our laminates business performed in 2021-22



Overview

Centuryply strives to add unique aesthetics, relevant functionality and enhanced safety features

The company introduced digital solutions across business functions

The Company focused on high value products (high gloss scuff-resistant laminates)

The Company harnessed its technology capability to launch the cutting-edge Virokill feature

The company marketed products on digital platforms and employed telecallers to address small retailers.

Strengths

- Brand equity
- State-of-the-art manufacturing facility
- Diverse product range
- Superior innovation capabilities
- Pan-India warehouse network
- Easy access to raw material

Innovation

Centuryply's Virokill technology makes viruses self-rupture when coming into contact with the product, assuring protection.

Centuryply pioneered gradient laminates, combining different colours in a gradient form in one sheet

Centuryply introduced a dedicated door laminate range to address a growing doors demand in the OEM segment

Challenges and counter-initiatives, FY2021-22

Demand was disrupted during the second wave of Covid-19

The company provided customized digital solutions (telesales, digital catalogue, e-commerce and e-gallery for remote natural veneer selection).

The company expanded its physical footprint

The company's Central Distribution Centre addressed dynamic demand shifts and supply chain disruptions

Centuryply's virtual tools

- Telesales, TV and radio campaigns: To expand reach and penetration
- Central Distribution Centre (CDC): To address sudden demand shifts
- Distributor Management System: To enhance secondary sales analytics
- Sales Force Automation: To manage sales calls and leads

Achievements

- Despite market disruptions, the company reported YTD sales volume growth of 30% in LAM (1mm+0.8mm) and 25% in veneer in January 2022.
- During travel restrictions, the company invested in plants to improve productivity and product quality.
- Lucida, the fastest growing laminates product, registered record sales in August 2021

Key highlights, FY2021-22

- The Company ventured into the door laminates segment with dedicated products and a variety of sheet dimensions
- The Company's Virokill technology address virus infections on the laminate surface.

Outlook

The company intends to address demand growth through an increased portfolio

Big numbers



Factors that make Centuryply future-ready



Brand investment



Product innovation



Channel expansion



Venture into new customer segments



Growth of distribution centres



“The company intends to increase MDF production capacity from 600 cbm per day to 950 cbm per day during the current financial year”



What is the importance of the MDF business at the company?

The MDF business is not just another business within Centuryply; it represents the arrowhead. It is the principal organizational growth driver. There is a reason for this: in a world where consumers do not possess the time to have furniture manufactured within their homes or on the landings of their apartment towers, there is a preference to buy furniture online. Buying furniture online is quicker, convenient and the product can be returned if it does not meet the expectations of buyers.

Furniture marketed online is largely factory made (engineered) using MDF, which enjoys superior features. As a result, we find MDF to be a product of futuristic relevance, which is transforming the mix of our revenues and profits. The larger we grow, the

higher will be the proportion of MDF within. In view of this, MDF is not incidental to our growth but integral to it.

How did the business perform in FY 2021-22?

The Century Prowud MDF business performed creditably during the year under review. Revenues grew 56.06% to ₹560.89 Crore; revenues as a proportion of the overall turnover of the company increased 160 bps to 18.7%. This business is more visible and integral to the company than ever, a reality that we expect will only grow. This growth was achieved by the company being prepared to address robust market demand on account of brand visibility and quality consistency. The brand was able to pass raw material cost increases to customers, protecting its overall profitability.

What challenges were faced by this business at the start of 2021-22? How did the company address these challenges?

The prime challenge was the one related to the spread of the pandemic in the second wave that transpired during the first quarter of the last financial year. The company moved with speed to protect its employees, which resulted in administrative decisions and screening that made it possible for the plant to run without interruptions. The second challenge was related to the installation of a new manufacturing line (likely to be completed in the second quarter of the current financial year) without interrupting production and dispatches. These challenges had been competently addressed during the year, resulting in attractive growth.

What were the highlights of this business in 2021-22?

The business recognised the overarching need to enhance throughput, strengthen realisations and reduce costs, the basis of business sustainability. The company identified fast moving MDF SKUs as well as high realisation SKUs, which enhanced focus. The result was that we presented a stronger product basket with a clarity on contribution per minimum matrix. The company moderated energy costs following the commissioning of a ground-mounted solar plant (2.8 MW) from January 2022, which will save grid energy drawal and costs. The company reported attractive savings in resin consumption through process improvements, which served as a hedge against resin inflation. The company intensified training and effective preventive maintenance that translated into superior talent productivity.

How did the company strengthen its business during the last financial year?

As a market-responsive company, the company did not just sweat its existing portfolio in FY 2021-22. The company introduced new products as well, presenting consumers with a wider bouquet. The company studied the market, identified gaps and introduced relevant products that addressed consumer needs. The result is that the company's MDF business strengthened across a wider portfolio platform, which will be scaled across the future.

In FY 2021-22, the company introduced Anti-bacteria Pre-lamination MDF (Virokill Pre Lam), which proved to be a game-changing launch, resulting in the highest month-wise lamination board sales. The company introduced Carb-certified MDF plain board, which proved popular with customers who require the necessary certification to make demanding products for the international markets. The company introduced E0-certified MDF for Europe and readied for the launch of Fire-retardant MDF.

How does the company intend to take this business ahead in FY 2022-23?

The company intends to increase MDF production capacity from 600 cbm per day to 950 cbm per day during the current financial year. This expansion is likely to be commissioned during the third quarter of the current financial year, translating into revenues from H2FY23. The expansion is sizable and should serve as a revenue-driven engine for the business and the organization. Besides, the company intends to install a new manufacturing line of its Prelam MDF capacity, a value-added variant. The company intends to intensify research in new product development, which should sustain its new product pipeline across the foreseeable future, renewing the MDF revenue profile.

Our MDF varieties

Emission zero

Emission 1 & Emission 2 Norm Grade

CARB Certification Grade

FSC Certified Grade

Prelam MDF with Virokill capability

Embossed MDF

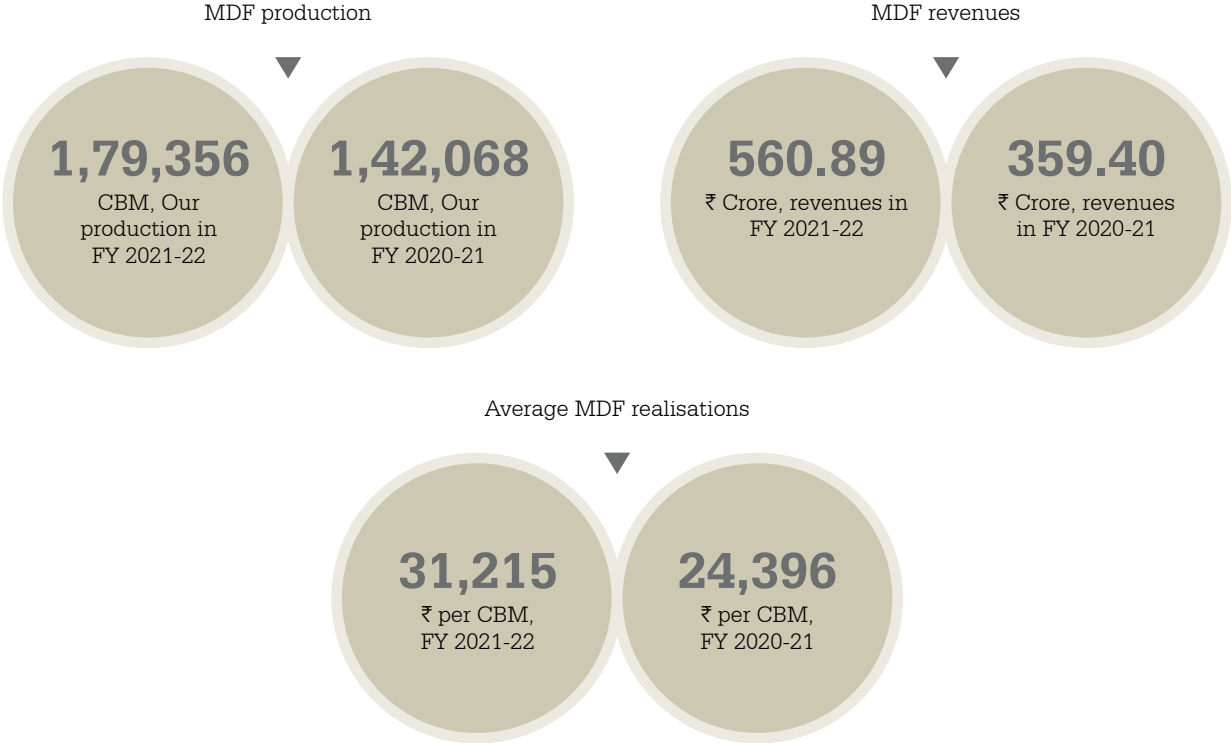
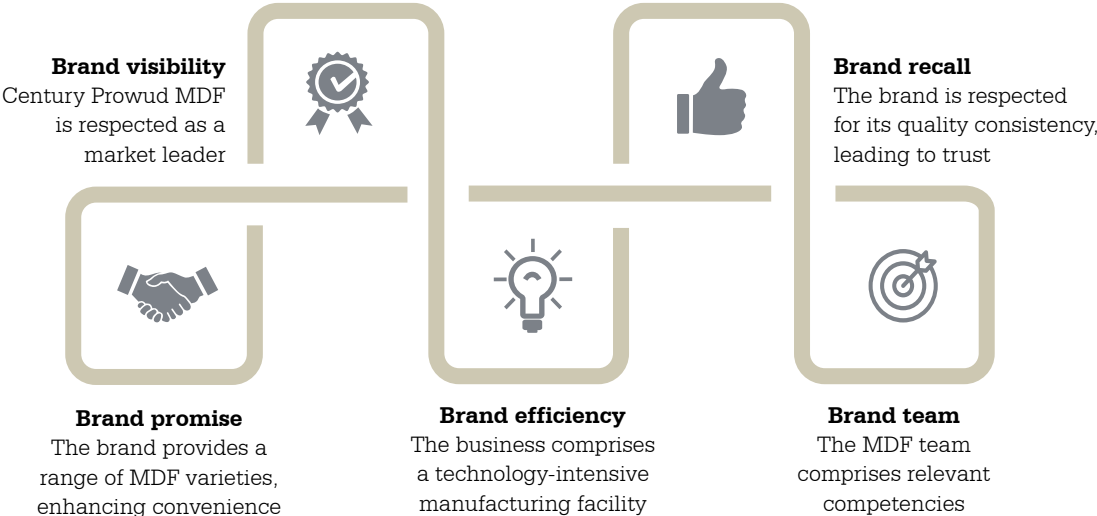
Interior Grade (DIR)

Exterior Grade (DWR)

MDF BIS Certified

Premium Plus HDF

The strengths of our MDF business



How we countered extraneous climactic factors and improved our overall equipment effectiveness



Overview

A deep winter usually affects MDF production, moderating boiler efficiency, desired dryer line moisture and drop in mat temperature reducing line speed.

The one option was to accept this as the new normal; the other option was to outline various initiatives to address this reality.

Initiatives

The company embarked on various initiatives to address these realities. The company strengthened its planning and counter-initiatives. The team inventorised wood logs before chipping to enhance moisture evaporation and refiner speed.

The company enhanced energy plant efficiency to maintain the efficient heat transfer of flue gases; frequent cleaning of multi-cyclones prevented choking; the right mix of fuel wood and fuel wood chips resulted in consistently optimized furnace temperature. These and other initiatives enhanced plant efficiency, cost economy and output consistency.

Outcome

The environment impact on MDF line performance declined; the erstwhile practice of maintaining different line speeds for different seasons was replaced with a single speed parameter.

How we moderated unplanned down time



Overview

In MDF manufacture, the priority was to sustain a high asset utilization through a planned reduction in unplanned down time.

The business responded with corresponding attention and urgency.

Initiatives

The company strengthened its focus on preventive asset maintenance on the one hand and strict monitoring on the other.

The company strengthened its fault rectification data bank, which facilitated quick fault diagnosis and rectification.

The company strengthened spares modification and development within the plant, reducing its dependence on the OEM, enhancing the speed turnaround and moderating related costs.

The company strengthened the periodic review of its spares inventory, which encouraged quicker responsiveness and lower down time.

Outcome

The complement of these competencies helped reduce unplanned downtime and increase operational MDF line availability, strengthening Overall Equipment Effectiveness (OEE) by 1100 bps in 2021-22.

Container freight services

Sectorial context

The future of shipping services is encapsulated in one word – containerization. Known as the ‘humble heroes’ of globalization, containers are handled in hundreds of millions units at container ports worldwide annually. Efficient and well-connected container ports enabled by frequent and regular shipping services are key to minimizing trade costs, including transport costs, linking supply chains and supporting international trade. Thus, port performance can shape trade competitiveness. Every hour of port time saved by ships translates into savings in infrastructure expenditure for ports, ship capital costs for carriers, and inventory holding outlays for shippers. India’s containerisation is lower than most developed countries, indicating that attractive prospects lie ahead.



In an attempt to reduce dependency on China for container requirements, the Container Corporation of India (CONCOR) has selected ten strategic locations for the production of containers on a pilot basis.

Performance

The COVID-19 pandemic has had an unprecedented impact on the transportation sector. During the initial stage of the pandemic, lockdowns were imposed in various parts of the world as part of the efforts to arrest the spread of coronavirus. Moreover, manufacturing facilities were forced to temporarily shut down. This caused a disarray in the demand and supply of containers across various ports. Cargo container-loaded ships that were already routed out from the Asia-Pacific dropped off several loaded containers in ports across North America and Europe. However, owing to pandemic restrictions, the containers could not return to their origin and were stuck in ports and inland rail depots. As a result, the shortage of containers in the Asia-Pacific led to a hike in their prices, encouraging domestic manufacturers in India to develop new containers.

In an attempt to reduce dependence on China for container requirements, the Container Corporation of India (CONCOR) selected ten strategic locations for the production of containers on a pilot basis. A major growth aspect for both international and domestic businesses will involve optimizing logistics chains within the organization. This opportunity is expected to address the demand for containers in India.

However, during the last few years, container freight services encountered challenging times, reflected in declining container volumes and lower margins. This affected the company’s performance as well: CFS revenues were ₹77.62 Crore during the year under review compared with ₹82.33 Crore in the previous year; EBITDA contributed by this business was ₹18.62 Crore in FY 22 compared to ₹24.20 Crore in FY

21. During the year under review, the company retained its customers even as volumes and revenues were contained; warehousing performed well due to enhanced space utilisation.

Reduced volumes were a result of Direct Port Delivery, which started in 2016 and now account for 50% of overall port volumes. The sustained volumes of the company helped amortise fixed costs. The performance of the company was partly protected by the fact that container freight services were declared an essential service during the pandemic.

Century CFS faces competition from large pan-India CFS operators at Kolkata Port. Since private players had created surplus infrastructure there was price-based competition, resulting in moderated profitability. The company responded to the competitive pressure through a direct engagement with customers that helped secure volumes, offering a wider value-addition in their supply chain.

Century CFS leveraged its strong brand across the CFS value chain. Its differentiated quality and logistical services resulted in customer retention. The company offered a one-stop solution to customers for their logistic needs. It leveraged a strong relationship with most prominent carriers/liners to obtain competitive commercial terms and operational advantages. The result was innovative and customized solutions.

Highlights, 2021-22

- The company implemented extensive preventive safety measures during the pandemic (temperature checks, social distancing, special commute arrangements as well as arrangements for food and accommodation as per

the directives of the State and Central governments). The company facilitated work-from-home for some employees based on their roles

- Century CFS pioneered the transportation of Exim containerized cargo throughout India, selecting to focus on Eastern India.
- The business provided integrated and customized logistic solutions, using optimal route, intermediaries, warehousing, distribution and destination management strategies to provide a competitive service
- The company offered cost-effective logistics solutions across all cargo size and type – a ‘one-stop’ logistics solution comprising a spacious warehouse including a state-of-the-art racked warehouse facility along with Open and Closed bonded area in CFS premises.
- Despite the ongoing supply chain challenges, world port handling is expected to grow 6-8% in 2022. Fleet growth could lag demand until 2023. South Asia port throughput was likely to have risen 17% in 2021 and likely to normalise in 2022.

Sectorial transition

India intends to moderate its logistics cost from 14% of GDP to 10%; a reduction in logistics costs by 10% could widen exports 5-8%. The government is framing a National Logistics Policy to enhance sectorial reform, stability and visibility. The implementation of projects related to dedicated freight corridors, logistics parks, waterways development,

air connectivity and incentivizing green initiatives would enhance sectorial visibility.

A CFS is a capital-intensive state-of-the-art infrastructure project and a ‘warehousing’ model may not be sustainable. CFSs with good infra and modern IT support systems would be attractively positioned to explore alternative activities and evolve into logistics parks.

The industry is likely to benefit from government policies, which streamlined a significant portion of the logistics sector. The government granted infrastructure status to logistics, introduced an e-Way Bill, implemented GST and set up a logistics division under the Department of Commerce.

The market is also expected to grow on account of an increase in maritime shipping following increased trade agreements across countries, expansion in e-commerce, digitalization in container shipping, rising demand for specialized containers, increased demand for commodities and urbanization. Significant developments in commercial vessels and innovation of cargo ships equipped with the latest technologies such as navigation systems, advanced sensors, and other components are expected to drive the demand for transportation through ships, catalysing the container segment.

Strengthening our business

Century CFS is cognizant of the industry’s positioning and promise. It


implemented a go-to-market strategy, optimally utilizing its infrastructure. It adjusted to the new realities of direct port delivery (DPD), focusing on volumes growth and cost moderation. The pandemic notwithstanding, the company collaborated with stakeholders to launch innovative solutions to enhance port throughput.

The business will seek to enhance its international and domestic business through the optimisation of its logistics network. The business embarked on the evolution from a custodian to a third-party logistics (3PL) service provider by extending to warehousing, cargo storage and movement, coupled with other value-added services. Century CFS provides multi-modal, transportation and logistics consultancy services to shippers and intermediate agencies (shipping lines, forwarding agents, CHA etc.). Century CFS’ focus on door-to-door delivery is helping customers moderate inventory and enhance working capital efficiency.

Outlook, 2022-23

Following the pandemic, the traditional supply chain is transforming and poised for disruption. Century CFS seeks to innovate to enhance supply chain flexibility and cost-effectiveness. The company’s knowledge bandwidth, comprising world-class professionals, is responding with responsive, flexible, scalable and cost-effective solutions.

Big numbers



Case study

Century CFS optimizes container handling operations across two locations through digitalization

Overview

Traders are spoiled for choice of CFS services. The emerging Direct Port Delivery trend has enhanced challenges. This has put a premium on CFS' operational differentiation. To enhance competitiveness, Century CFS invested in digital technology to enhance visibility, control, profitability and competitiveness.

Challenges

Century CFS' challenge lay in eliminating multiple standalone applications used to manage operations at individual locations. Systems with individual operational flow and standalone data mechanisms presented roadblocks in planning and strategy formation:

absence of consolidated reports or information covering locations; incumbencies in capturing data for multiple locations; incurrence of higher maintenance efforts and cost; challenges related to multiple vendors.

Our counter-initiative

The CFSMAG software was selected by Century CFS for its functional user interface, robust n-tier architecture and the ability to handle FCL/LCL functions better than other platforms. By the virtue of integration to financial management applications, CFSMAG presented a unique full suite solution capable of automating a large CFS, a perfect fit for our requirements.

Following CFSMAG implementation, Century CFS now enjoys access to a feature rich, integrated and scalable solution. The web-enabled platform has moderated deployment time at no additional infrastructure, maintenance and administration costs.

The outcomes

Following the adoption of CFSMAG, Century CFS is empowered to manage a client's multi-location operations through a single system, addressing challenges related to container inventory, yard management, accurate and reliable billing, auto emails to stakeholders and real-time container status information.

Century Plyboards to hive off logistics business

Century Plyboards (India) Limited decided to hive its container freight station (CFS) business into a wholly owned subsidiary. This will enhance focus for the parent and the demerged company. The business is attractively poised to transform from a slow going CFS business into an integrated port operation that could attract national and international investors. The company will receive ₹32.71 Crore from the slump sale as a going concern. The logistics business contributed around 2.58% to the company's revenues from operations during the year under review.



We have a CFS division that we are now hiving off to a subsidiary because it is an unrelated business. While the freight station business enjoys opportunities in the domestic market, it is not our core competence. There is a possibility that this demerged business could align with like-minded players."

Sajjan Bhajanka,
Chairman and Managing Director,
Century Plyboards (India) Limited

Advantages of container shipping

Fast transportation at a low cost

High cargo security during transport with low energy consumption

Flexibility in goods transportation

High velocity of container ships

Captive and less expensive warehousing

Centuryply and Environment, Health and Safety

Overview

The effect of natural and man-made calamities, be it pandemic, war or climate change, has made it imperative for companies to act as responsible corporate citizens and safeguard the interests of employees, society and other stakeholders.

These realities have made it imperative for companies to invest in a responsible EHS approach. The complement of these initiatives possesses the potential to enhance organizational

sustainability by moderating downtime, timely project completion, protecting workers, enhancing their knowledge and reducing costs.

A growing environment, health and safety compliance and knowledge has resulted in enhanced employee morale, corporate respect and credit rating, the basis of business sustainability.

Centuryply and EHS

Centuryply recognises that a safe and healthy work environment is critical to

organizational success. The Company is committed to providing safe and healthy working conditions for employees. The Company has implemented a range of measures across its plants and offices to moderate deviations from the mean, enhancing employee confidence and process predictability.

Relevantly, the company's flagship Kolkata plant is engaged in the process to comply with the ISO 45001:2018 (Occupational Health and Safety Management Systems) certification.

1. Environment overview

Centuryply has invested in environment-friendly processes that consume optimized resources (materials, space, talent, fuels and energy) in its quest to achieve more with less.

The Company's business model is aligned with United Nations' 10 principles for manufacturing responsibility and environmental sustainability, covering the ambit of Human Rights, Labour interests, Environment responsibility and Anti-Corruption.

Environment measures

- Afforestation in empty pockets of the company's manufacturing facilities and periphery
- Plant sapling distribution to workmen, encouraging them to plant in their areas of influence
- Replacement of thermic fluid heaters in the modern energy plant with eco-friendly alternatives

- Installation of rainwater harvesting stations and solar photovoltaic modules
- Certification under ISO 14001:2015 (Environmental Management System).

Environment initiatives

- The Company recycled waste water in its sewage treatment plant, which was later used in gardening
- The Company replaced legacy air-conditioners with 5 Star inverter air-conditioners, moderating energy consumption
- The Company has assigned pockets within the plant to aggregate and segregate hazardous waste

Conservation initiatives

Water

Rainwater harvesting helped the company save 1700 cubic meter of water per day

Laminate

3

% per sheet y-o-y decline in chemicals consumption per kg of end product produced

Plywood

18

% y-o-y increase in people productivity per kg of end product produced

13

% y-o-y growth of output per head in FY21-22

Power

- The Company replaced three legacy transformers with two new 1000 kVA 11kV/415V transformers in the Kolkata plant to enhance energy efficiency.
- The Company's investment in solar energy at the Kolkata plant can produce

about 1.2 MW of electricity, reducing its drawal of thermal energy

Fuel

- The Company operates DG sets with a DG synchronizing panel, which distributes load uniformly and controls

DG utility capacity as per requirement, conserving diesel.

- The Company installed a new 60 Lac kcal TFH (Thermic Fluid Heater), replacing three legacy 15 Lac kcal TFH to enhance fuel efficiency.

2. Health overview

Centuryply implemented a range of initiatives to safeguard employee and worker health from, internal pollution, unsafe engagement and health threats across its manufacturing facilities and offices. At the heart of this commitment resided a safe operating protocol, documented to address probable downsides. The result is that the Company's operations are conducted in a controlled environment, complemented by trained medical practitioners present in the manufacturing facilities.

Health measures

- Use of turbo air ventilators to maintain fresh air circulation inside plant sheds; installation of exhaust fans near chemical working areas.
- Provision of first-aid training to respective personnel; availability of first-aid boxes in each facility
- Periodic employee health treatment in ESIC hospitals extending to eye and health checks
- 24x7 availability of a pharmacist and ambulance inside each manufacturing facility
- Provision of a canteen to provide hygienic food

Covid-19 precautions

- Distributed cooked food among workmen during the lockdown
- Converted Century Tulipdale School into a safe house for migrant workers
- Implemented of 'No mask, no entry' policy in plants and offices
- Installed sanitization spray machines, hand wash station (main gate) and individual units
- Sanitized the entire plant area
- Sponsored the vaccination of all employees

3. Safety component

Centuryply prioritised employee safety and well-being. It held periodic training, promoting a safer working environment. The Company is engaged in the exercise to be certified for ISO 45001:2018 (Occupational Health and Safety) certification. During the year under review, there were no machine hour lapses on account of safety-related reasons. The Company is preparing to produce a new earth pit map to reduce electrocution hazards.

Safety measures

- Provided first aid, health prevention and safety training for workers.
- Appointed Safety Officers inside each manufacturing facility; periodic safety meetings were conducted to review prevailing standards
- Provided adequate emergency lighting at critical points within the factory area

- Earmarked assembly points inside manufacturing facilities in emergencies
- Provided different kinds of fire-fighting tools in each unit
- Adopted 'tool box talk' before each shift to enhance safety awareness





Corporate social responsibility

Vision

The Company believes in making a lasting impact towards a just, equitable, humane and sustainable society.

Priorities

The company's CSR initiatives are focused on education, healthcare, disaster management, animal welfare, women's sports and environmental sustainability (plantation and green initiatives).

Highlights, 2021-22

The Company associated with schools, hospitals and charitable institutions

The Company benefited the marginalised across the fields of education, healthcare, animal welfare and environmental sustainability.

Some of our implementing agencies

Calcutta Pinjrapole Society: The company provided support for building a new hospital for the treatment of cows at Sodepur as well as the regular upkeep of the hospital.

Central Kolkata Prerna Foundation:

The company supported the development and maintenance of cremation ghats

Green Initiatives: The company provided farmers eucalyptus clones under the Century Plantation Project 2017.

Friends of Tribal Society: The company adopted Ekal Vidyalayas to provide education to tribal children

Udayan Care: The company provided educational support to girls for school / college / higher studies and vocational studies

Morning Glory School: The company provided educational and support to children with mental retardation, autistic and cerebral palsy

CanKids... KidsCan: The company provided support for establishing a centre in Kolkata for children suffering from cancer

Indian Institute Of Cerebral Palsy: The company provided support for individuals with disabilities, particularly cerebral palsy.

Help Us Help Them: The company provided support to marginalized children

Marwari Relief Society: The company provided free healthcare-related support

Nature Care and Yoga Centre: The company promoted yoga and a healthy lifestyle

Debanjan Sen Foundation: The company promoted sport among women

Maharshi Vedvyas Pratishtan: The company's primary objective is to encourage the education of Vedas, Vedangas and Sanskrit

Transformation into institutionalised initiatives

The Company's CSR prioritises addressing the challenge of capacity building and securing sustainable livelihoods of marginalized / unprivileged sections of the society around its works. The company's CSR is the continuing commitment by business to behave ethically and contribute to economic development while improving quality of life of the workforce and that of local community and society at large.

Case studies

Healthcare

CanKids...KidsCan: This pan-India organisation works across the spectrum of childhood cancer (0-19 years of age) with government hospitals. The company supported Cankids to provide medical and COVID kits to patients under the Home away from Home scheme.

Animal welfare

Calcutta Pinjrapole Society: The society is one of the largest animal care societies in Bengal with 6,000 cows in its care and seven gaushalas in Kalyani, Ranigunj, Liluah, Chakulia, Sodepur and Hazaribagh. The company funded a new hospital for treating cows in Sodepur and running existing centres.

BOARD'S REPORT

To the Members

Your Directors are pleased to present the Company's Forty-first Annual Report along with the audited financial statements (standalone and consolidated) for the Financial Year ended 31st March, 2022. The consolidated performance of the Company and its subsidiaries has been referred to wherever required.

FINANCIAL PERFORMANCE

FINANCIAL HIGHLIGHTS

The Company's financial performance for the year ended 31st March, 2022 is summarised below:

Particulars	STANDALONE		CONSOLIDATED	
	2021-22	2020-21	2021-22	2020-21
Gross Income	3,023.64	2,124.18	3,050.10	2,147.68
Profit before Depreciation, Interest & Tax	557.33	334.25	553.92	341.02
Depreciation	67.53	62.63	74.28	68.65
Interest & Finance Charges	9.61	10.79	11.43	12.79
Profit before Tax	480.19	260.83	468.21	259.58
Tax Expenses	154.92	68.76	155.05	68.36
Profit after Tax	325.27	192.07	313.16	191.22
Attributable to:				
Owners of the Company	325.27	192.07	313.06	191.47
Non-controlling interests	-	-	0.10	(0.25)
Other Comprehensive Income (net of taxes)	(3.07)	(0.56)	(0.80)	(5.87)
Total Comprehensive Income for the year	322.20	191.51	312.36	185.35
Attributable to:				
Owners of the Company	322.20	191.51	312.18	185.46
Non-controlling interests	-	-	0.18	(0.11)
Opening balance in Retained Earnings	1,210.13	1,018.62	1,201.07	1,009.88
Adjustment with other equity	(3.07)	(0.56)	(2.92)	(0.28)
Adjustment on acquisition of subsidiary	-	-	(0.60)	-
Amount available for appropriation	1,532.33	1,210.13	1,510.61	1,201.07
Final Dividend- FY 2020-21	22.22	-	22.22	-
Closing Balance in Retained Earnings	1,510.11	1,210.13	1,488.39	1,201.07

FINANCIAL PERFORMANCE

Standalone

- During the financial year 2021-22 revenue from operations on standalone basis increased to ₹ 3,000.88 crore as against ₹ 2,113.48 crore in the previous year - a growth of 42%.
- Profit before Tax is ₹ 480.19 crore as against ₹ 260.83 crore in the previous year - a growth of 84%.
- Profit after Tax is ₹ 325.27 crore as against ₹ 192.07 crore in the previous year - a growth of over 69%.
- EBITDA Margin is 18.57% as against 15.82% in the previous year - a growth of 2.75%.

Consolidated

- On a consolidated basis, the group achieved revenue from operations of ₹ 3,027.02 crore as against ₹ 2,130.36 crore in the previous year - a growth of 42%.
- Profit before Tax is ₹ 468.21 crore as against ₹ 259.58 crore in the previous year - a growth of over 80%.
- Profit after Tax is ₹ 313.16 crore as against ₹ 191.22 crore in the previous year - a growth of almost 64%.
- EBITDA Margin is 18.30% as against 16% in the previous year - a growth of 2.30%.

The operations and financial results of the Company are elaborated in the annexed Management Discussion and Analysis.

Performance amidst COVID-19 pandemic

Two years into the COVID-19 pandemic, the global economy continues to be plagued by uncertainty, with resurgent waves of mutant variants, supply-chain disruptions, and a return of inflation in both advanced and emerging economies. The black swan event, COVID-19, posed an immense challenge in front of the entire Humanity, a new virus emerged and ensured that all things which are otherwise considered normal, comes to a standstill. COVID –19 has affected all spheres of life in the country and the world at large.

Despite the pandemic continuously posing new and myriad challenges upon the world economies, the Indian economy has been staging a sustained recovery since the second half of 2020-21. Although the second wave of the pandemic in April-June 2021 was more severe from a health perspective, the economic impact was muted compared to the national lockdown of the previous year. Rising capital expenditure by the government on infrastructure and an uptick in the housing cycle have been responsible for reviving the construction sector. There has been a significant revival in the Indian residential real estate market in 2021 in terms of growth in sales, prices and new launches. This has allowed the demand for the Company's products to revert to pre-COVID levels and even surpass the same. Despite all the disruptions caused by the global pandemic, the rapid ramp up of the vaccination drive was one of the integral pillars of the comprehensive strategy of Government of India for containment and management of the pandemic.

A safe and healthy work environment underpins our commitment to being a responsible corporate citizen. As the second wave of Covid-19 set in, efforts were made towards building a Covid free world by organising corporate vaccination drives for our employees and their families. The Company ensured that all employees receive both the doses. Your Company took adequate measures to ensure necessary safety and hygiene protocols like wearing of face masks, social distancing norms, workplace sanitation and employee awareness programme in compliance with the regulations of the local authorities.

While there were challenges every single day, your Company ensured that its products were able to reach its consumers in time. This was made possible by innovative strategies to ensure material availability and increased productivity at factories, uninterrupted supplies by distributors, digital sales initiatives and safety of workers and employees.

Your Company's ability to face adverse situations and emerge as one of the leading wood panels products companies testifies to its high degree of resilience and resourcefulness and the success of its uninterrupted supply chain operations, cost efficiency, distribution expansion and investments in people

and technology. The learnings during the pandemic led to the development of new strategies and plans for the future. This is enabling your Company to address challenges with renewed focus on ensuring availability of our products without compromising on quality and the safety of employees and other stakeholders.

DIVIDEND

The Board of Directors at their meeting held on 16th May, 2022, has recommended payment of ₹ 1.50 (Rupee one and fifty paise) (150%) per equity share of the face value of ₹ 1 (Rupee one) each as final dividend for the financial year ended 31st March, 2022. With this, the Company continues to balance the dual objective of appropriately rewarding Members through dividends and retaining sufficient funds to support the long term growth of your Company. The payment of final dividend is subject to the approval of the shareholders at the ensuing Annual General Meeting (AGM) of the Company.

In view of the changes made under the Income-tax Act, 1961, by the Finance Act, 2020, dividends paid or distributed by the Company shall be taxable in the hands of the Shareholders. The Company shall, accordingly, make the payment of the final dividend after deduction of tax at source.

The dividend recommended is in accordance with the Dividend Distribution Policy of the Company. The Dividend Distribution Policy, in terms of Regulation 43A of the Securities and Exchange Board of India (Listing Obligations and Disclosure Requirements) Regulations, 2015 ("Listing Regulations") is annexed to this Report as Annexure '6' and is also available on the Company's website at: <https://www.centuryply.com/codes-policies/CPII-Dividend-Distribution-Policy.pdf>.

TRANSFER TO RESERVES

The Reserves and Surplus of your Company has increased to ₹ 1,542.62 crore in the year 2021-22 as compared to ₹ 1,242.63 crore in the year 2020-21. Your Directors have proposed not to transfer any sum to the General Reserve during the Financial Year 2021-22.

SHARE CAPITAL

As on 31st March, 2022, the Company's paid-up Equity Share Capital was ₹ 22,25,27,240/- comprising of 22,21,72,990 Equity Shares of Face Value of ₹ 1/- each and ₹ 3,54,250 received on account of 13,80,000 (post-split) forfeited shares. There has not been any change in the Equity Share Capital of the Company during the Financial Year ended 31st March, 2022. During the Financial Year 2021-22, your Company has neither issued any shares or convertible securities nor has granted any stock options or sweat equity.

INDIAN ECONOMY AND STATE OF AFFAIRS

India's economy is the fastest-growing economy of the emerging nations post-pandemic. The last two years have been difficult for the world economy on account of the COVID-19

pandemic. The post-Covid-19 pandemic recovery is being hit by a potentially huge global supply shock that is expected to reduce growth and push up inflation. Amidst these challenging times, the ongoing conflict between Russia and Ukraine, if sustained, is expected to negatively impact the world output growth and even as it would aggravate the already elevated consumer inflation rate. The war in Ukraine and economic sanctions on Russia have put global energy supplies at risk and sanctions seem unlikely to be rescinded any time soon. India's GDP growth from the second half of 2020-21 till third quarter of 2021-22 has been positive for five consecutive quarters. This itself is a testimony of India's resilient economy.

The International Monetary Fund (IMF) in its World economic outlook report, April, 2022, has estimated a significant slowdown in global growth owing to the spillover impact of war, tightening monetary condition in several countries, and frequent lockdowns in China affecting supply shortages. As per the IMF's projections, India's real GDP is projected to grow at 8.7% in 2021-22 and 2022-23 and at 7.1% in 2023-2024, which would make India the fastest growing major economy in the world for all 3 years. This implies that overall economic activity has recovered past the pre-pandemic levels.

Repeated waves of infection, supply-chain disruptions and more recently, inflation have created particularly challenging times for policy-making. Faced with these challenges, the Government of India immediately responded with a bouquet of safety-nets to cushion the impact on vulnerable sections of society and the business sector. The Government's AtmaNirbhar Packages continued to accelerate the Country's pace of structural reforms. The Government also pushed through a significant increase in capital expenditure on infrastructure to build back medium-term demand as well as aggressively implemented supply-side measures to prepare the economy for a sustained long-term expansion.

Emphasis on supply-side reforms rather than a total reliance on demand management had been a distinguishing feature of India's response to the present challenges. These supply-side reforms include deregulation of numerous sectors, simplification of processes, removal of legacy issues like 'retrospective tax', privatisation, production-linked incentives and so on. While agriculture continues to lend unwavering support to economic recovery, manufacturing and construction exhibited a sharp rebound to recover to the corresponding pre-pandemic output levels. These developments clearly reflect uptick in consumer and investor sentiment, release of pent-up demand, especially in construction supported by growing public capex and housing cycle upturn.

On the demand side, the recovery has been broad based. Not only investment and exports, but private consumption too have recovered to the corresponding pre-pandemic levels. Estimates confirm strengthening of economic recovery on the back of rising capex in public sector, increasing resilience of India's exports, investment cycle uptick and improved consumption levels.

Geopolitical conflicts and their consequent impact on food, fertiliser and crude oil prices cast a cloud on the growth outlook globally. India may feel its impact although the magnitude will, of course, depend on how long the dislocations in energy and food markets persist in the financial year and how resilient India's economy is to mitigate the impact. Transient shocks may not have a big effect on real growth and inflation. Offsetting these potential headwinds, GatiShakti and Production Linked Incentive Schemes coupled with persistent stimulus measures under AtmaNirbhar Bharat, will drive investment, which will combine with supply chains strengthened by structural reforms taken in the past few years to deliver high-post-recovery growth for the Indian economy. Overall, macro-economic stability indicators suggest that the Indian economy is well placed to take on the challenges of 2022-23.

Despite the continued cyclical upswings and downswings of the pandemic, the Indian real estate sector has remained largely resilient in 2021. It is now showing signs of revival as well as growth projections across all segments. Unlike the first wave of Covid-19 which brought the sector to a relative standstill for a while, the ramifications of the second wave were not as prolonged or prominent. Vaccination drives and lowered infection rates infused optimism in the market. Residential sales witnessed an upward trajectory, increasing by 65 per cent on a sequential basis. The industry is additionally to benefit from a regime of low interest rates, coupled with duty waivers (in some states), realistic property pricing and attractive offers leading to affordable synergy.

It is being projected that the sales momentum in the real estate sector will continue to increase in the year ahead as prospective homebuyers will continue to prefer bigger homes, better amenities and attractive pricing will keep them interested in sealing the deals. The wide array of backward and forward linkages to the real estate industry are equally going to benefit from the upscale in this sector.

MATERIAL CHANGES AND COMMITMENTS AFFECTING THE FINANCIAL POSITION OF THE COMPANY

There are no material changes or commitments affecting the financial position of the Company which have occurred between the end of the financial year 2021-22 and the date of this report. The Company is virtually debt free and has adequate liquidity to meet its business requirements. The management is of the view that in the preparation of financial statements, it has considered all the possible impact of identified events arising from COVID-19 global health pandemic and geopolitical disruptions evolving out of the Russia-Ukraine conflict along with imposition of consequential sanctions. The impact assessment of these events is a continuous process given the uncertainties associated with its nature, extent and duration. The management shall continue to monitor any material changes to future economic conditions on a continuing basis which may affect the financial performance of the Company.

FUTURE OUTLOOK

The Indian plywood market is expected to benefit from steady economic growth forecasted for many developed and developing countries. The expansion of the Indian economy has boosted the demand for real estate and commercial buildings in the country. While residential building accounts for most of the real estate in India, commercial construction has increased to meet the growing need for office space. Because of the growing population and desire for cheap housing, the Indian residential real estate industry has been experiencing expansion. Rapid urbanization has also contributed to exponential growth in the real estate sector. It is estimated that there is a shortage of around 10 million housing units in urban India. According to industry research, supply of additional 25 Million units by 2030 is required to meet the growing urban demand. In recent years, major metropolitan areas, such as Delhi, Mumbai, and Kolkata, have seen an increase in demand for luxury housing complexes, such as villas, penthouses, and apartments. The expansion of the hospitality sectors coupled with increasing disposable incomes, particularly of the urban middle class, is also fuelling the industry growth.

The introduction of numerous initiatives by the Indian government, such as Pradhan Mantri Awas Yojana, DDA Housing Scheme, NTR Housing Scheme, etc., to promote the development of housing projects in the country is further catalyzing the product demand. Additionally, a significant growth in the furniture industry, coupled with the improving consumer living standards, are further augmenting the demand for high-quality and premium plywood variants. Besides this, the increasing usage of plywood in numerous industrial applications owing to its high resistance to a wide range of chemicals is also providing a thrust to the Indian market.

The demand for wooden furniture in the Indian market is mainly driven by the residential sector owing to the customer's interest in utilizing wooden furniture. Consequently, the need for wooden furniture is expected to witness prolific growth in the upcoming years. The rising desire for modular and state-of-the-art furniture among the people living in urban areas, growing urbanization in Indian states, and rising need for durable and hybrid furniture are all driving the growth of the Indian furniture industry. Being the principal component for furniture manufacturing, the wood panel industry comprising of plywood, Medium Density Fiberboard (MDF) and particle board, is believed to be on the path of healthy expansion, in India.

The India plywood market is primarily driven by the growing demand for plywood from the residential sector in the country. This is facilitated by the increasing population, shifting lifestyle patterns and the increasing number of nuclear families across India. In line with this, there has been a considerable increase in the refurbishment and renovation of existing residential areas, supported by rapid urbanization, inflating disposable

incomes and improving living standards of the working population. A majority of the population prefers apartments that are semi-furnished or fully furnished, owing to the associated convenience, which, in turn, is propelling the demand for plywood in the Indian market. The Indian plywood market reached a value of INR 195.8 Billion in FY 2021-22. Looking forward, the market is expected to reach INR 297.2 Billion by 2027-28, exhibiting a CAGR of 7.4% during 2022-23 to 2027-28.

During FY 2021-22, the Company embarked upon an expansion strategy across the length and breadth of the country with its Sainik 710 at the fore-front followed by other premium products like Club Prime, once penetration was achieved. The Company managed to increase its reach to further 635 town across the country under this campaign and managed to achieve a value growth of almost 99% in Sainik 710 and 42% in Club Prime. The Company continues to work-upon this strategy to penetrate into newer regions as well as deeper into the existing ones with focus on achieving over-whelming results.

MDF on the other hand, is the staple of the mass-manufacturing furniture industry and the preferred choice of ready-made furniture manufacturers. The demand for branded, readymade, and low-maintenance furniture is increasing daily, and this is propelling the demand for MDF in furniture applications. Globally, the use of MDF is increasingly finding market acceptance over plywood and India is no exception. In India, the MDF market is expected to grow at CAGR of 15-20% over the next five years.

The Indian Furniture Industry (especially the residential and home furnishing segments) continues to be dominated by plywood. Globally, the MDF to plywood consumption ratio is 80:20, but in India, the ratio is skewed in favour of the plywood at 20:80. This number suggests that there is enough room for the growth of MDF in the country in the future. According to Industry experts, it is estimated that the MDF : Plywood ratio in India will improve to 50:50 by 2030. This presents a strong growth potential for the MDF industry in India. It is expected to gain market share of low & medium grade plywood (which constitute 85% of the plywood market in India). In India, MDF has penetrated all the regions in terms of market presence and is rapidly advancing in terms of both consumer demand as well as production capacity.

Unlike the plywood industry which is still largely dominated by unorganised players, MDF industry, being Capital intensive with higher gestation period and licensing requirements, is characterized by strong entry barriers, thereby providing exclusive space to the organised players. To make the most of this opportunity, Centuryply has also embarked upon capacity addition, both through greenfield and brownfield projects.

The particle board market in India is driven by the increasing demand for furniture from the office space and hospitality sectors. The significant increase in the demand for particle

board in the residential segment owing to its application in flooring underlayment, partitioning or wall paneling, false ceilings and others is likely to will drive the growth of this segment in coming years.

A constant shift towards the organised sector is being witnessed owing to brand and quality awareness, wider choice of products, product innovation and warranty. CenturyPly proactively takes note of and acts on the nuances of changing customer preferences, especially with respect to the surface home decor products. As a result of this, the Company is continuously working on introducing unique aesthetics, relevant functionality and enhanced safety features to make the homes of our customers stand out and thus make their lives easier and productive, day in and day out. Centuryply has been the front-runner when it comes to implementing innovative practices at work. Overall, we are optimistic of carving out a progressively larger market and revenue share, increasing margins and value in a sustainable way across the future. With the right process and systems, brand image, regional plant set-ups, adequate cash flow there is no point uncovered that does not extend advantage to an organized brand like CenturyPly.

The Company is extremely positive on its future outlook, considering the increase in demand as we are adapting to live along with the ongoing pandemic, increase in disposable income and last but not the least, shrinking unorganized sector due to disruption in supply chain of the raw material. Besides these external factors, aggressive brand investment, product innovation, channel expansion, penetration into newer markets together with expansion of distribution centres for better customer service greatly supplements the Company's outlook.

FUTURE PLANS OF EXPANSION

Construction of a new greenfield unit in the state of Andhra Pradesh at a CAPEX of approx. ₹ 600 Crore by the Company's wholly owned Subsidiary, Century Panels Ltd. for manufacturing of MDF boards having an installed capacity of 3,13,500 CBM per year is already underway. The Company aims to develop this project as the largest integrated wood panel manufacturing unit, covering Laminates, MDF, Plywood and Particle Board with investments of more than ₹ 1,500 crore in a phased manner and expects first phase production comprising of laminates to be operational within the second quarter of FY 2023-24.

With growing demand for MDF, capacity expansion at the Company's MDF unit at Hoshiarpur in Punjab is already underway. Post expansion, the capacity of this unit would increase to 3,13,500 CBM per year. The Company has also initiated steps for setting up a new unit in the State of Punjab for manufacturing of veneer and plywood for which the land acquisition process is underway. The company intends to set up a plywood capacity of 60,000 CBM per year at a CAPEX of approx. ₹ 75 Crore.

Increasingly a lot of residential furniture and fittings are being made at off-site OEM factories and then being assembled and finished at site. The plywood used by the OEM need to be calibrated i.e. it has to be of uniform thickness so that it can worked on machines which are sensitive to thickness variations. With the intent of tapping this segment and continuing its focus on the value products, the Company introduced the 'Sainik OEM' category of plywood which is a 16 mm calibrated plywood specifically designed to address the OEM segment, thereby increasing the Company's product basket.

The Company incorporated a wholly owned Subsidiary, Century Ports Limited for undertaking a project for rejuvenation of Khidderpore Docks (KPD-I West) through PPP mode on Design, Build, Finance, Operate and Transfer (DBFOT) basis at Syama Prasad Mookerjee Port, Kolkata. The Company had emerged as the top bidder to modernise and mechanise a cluster of six berths in Calcutta's Khidderpore Docks, marking a major milestone in private sector participation in the city's century old port operation. Once fully operational, these berths under KPD -I (West), will create additional port capacity in eastern India by installing mechanised systems to handle containers as well as clean bulk cargo.

CHANGE IN NATURE OF BUSINESS, IF ANY

There has not been any change in the nature of business of the Company during the FY ended 31st March, 2022.

SUBSIDIARIES

CHANGES IN SUBSIDIARIES

Your Company had 12 subsidiaries and 3 step-down subsidiaries as on 31st March, 2022. These were Auro Sundram Ply & Door Pvt. Ltd., Century MDF Ltd., Ara Suppliers Pvt. Ltd., Arham Sales Pvt. Ltd., Adonis Vyaper Pvt. Ltd., Apnapan Viniyog Pvt. Ltd., Century Infotech Ltd., Century Panels Ltd., Century Infra Ltd., Centuryply Myanmar Pvt. Ltd., Century Ply (Singapore) Pte. Ltd. and Century Gabon SUARL and step-down subsidiaries were Asis Plywood Ltd., Century Ply Laos Co. Ltd., Century Huesoulin Plywood Lao Co., Ltd. There are no associate companies or joint venture companies within the meaning of Section 2(6) of the Companies Act, 2013, as amended from time to time. There has been no material change in the nature of the business of the subsidiaries.

Century Infra Limited was incorporated on 30th December, 2021 as a wholly owned subsidiary of your Company with the object of operating container freight station, container handling services, warehousing of imported and exported goods and other related services.

The Company's shareholding went up marginally in its overseas subsidiary Century Ply (Singapore) Pte. Ltd. from 90.65% to 90.68% owing to further allotment of shares to it. The Company's shareholding in its subsidiary company 'Century Infotech Ltd.' also increased from 60.06% to 99.99% consequent upon acquisition of shares from the other shareholders.

Apart from the above, your Company incorporated another wholly-owned subsidiary in the name of Century Ports Ltd. at Kolkata on 20th April, 2022 for carrying out the project for rejuvenation of Khidderpore Docks (KPD-I West) through PPP mode on Design, Build, Finance, Operate and Transfer (DBFOT) basis at Syama Prasad Mookerjee Port, Kolkata.

Your Company does not have any material subsidiary whose net worth exceeds 10% of the consolidated net worth of the Company in the immediately preceding financial year or has generated 10% of the consolidated income of the Company during the previous financial year.

OPERATIONS

There has been no material change in the nature of the business of the subsidiaries/ step-down subsidiaries during the year under review.

Auro Sundram Ply & Door Pvt. Ltd. is engaged in the manufacturing of plywood and allied products from eco-friendly agro-forestry timber and operating a plywood unit at Roorkee in Uttarakhand.

The Company's wholly owned Subsidiary, Century Panels Ltd. laid the foundation stone for the Company's greenfield wood panel manufacturing project at Gopavaram, Kadapa District in Andhra Pradesh. This region has been ear-marked as a potential agro-industry hub. The project is designed to provide direct employment to over 2000 people and indirect employment to over 5000. Apart from this, the local farmers will be the largest beneficiaries of this project as much of the required raw materials would be sourced from them.

Ara Suppliers Pvt. Ltd., Arham Sales Pvt. Ltd., Adonis Vyaper Pvt. Ltd. and Apnapan Viniyog Pvt. Ltd. jointly own and hold some land in Kolkata which is yet to be developed. Century Infotech Ltd. is primarily engaged in the business of e-commerce, e-shopping, online information services, online application integration including buying, selling, marketing, trading and dealing in various kinds of products and services. Its e-commerce operations are however currently suspended. Century MDF Ltd., Century Infra Ltd., and Asis Plywood Ltd. are presently not operational.

Century Ports Ltd. had initiated steps for carrying out the project for rejuvenation of Khidderpore Docks (KPD-I West) at Syama Prasad Mookerjee Port, Kolkata.

Centuryply Myanmar Pvt. Ltd. is operating a veneer and plywood unit near Yangon city in Myanmar and is supplying the same primarily to our Company.

Century Ply (Singapore) Pte. Ltd. is undertaking trading in veneer and plywood. It has entered into arrangements with various entities in Laos whereby it has provided them with plant and machinery for manufacture and supply of veneer and plywood to it.

Century Gabon SUARL has started its commercial production on 8th February, 2021 with an operating capacity of peeling 200 CBM of timber per day. This unit has the advantage of availability of abundant Okoume timber required for production of face veneer. This unit serves as a backward integration for securing availability of raw material for Century Ply.

Century Ply Laos Co. Ltd. is engaged in the manufacturing of veneer in Attapeu province in Laos out of raw material sourced locally while Century Huesoulin Plywood Lao Co., Ltd. is manufacturing plywood at its unit in Savannakhet Province in Laos. However, due to administrative restrictions imposed by the Laos Government, the operations of these step-down subsidiaries and consequently that of Century Ply (Singapore) Pte. Ltd. remained suspended during the financial year under review.

POLICY ON MATERIAL SUBSIDIARIES

Your Company has drawn up a policy for determining material subsidiaries as required under Regulation 16(1)(c) of Listing Regulations. The Policy is hosted on the website of the Company under the web link: <https://www.centuryply.com/codes-policies/CPII-Policy-on-material-subsiary.pdf>. The Company does not have any material subsidiary Company.

FINANCIAL POSITION & PERFORMANCE

The Company monitors performance of subsidiary companies, inter alia, by the following means:

- Financial statements of the subsidiary companies are reviewed by the Company's Audit Committee.
- Major investments made by the subsidiaries are reviewed quarterly by the Company's Audit Committee.
- Minutes of Board meetings of subsidiary companies are placed before the Company's Board regularly.
- Significant transactions and arrangements entered into by subsidiary companies are placed before the Company's Board.

Pursuant to the provisions of Section 129(3) of the Companies Act, 2013 read with Rule 5 of the Companies (Accounts) Rules, 2014, a statement in Form No. AOC-1, containing the salient features of financial statements of the Company's subsidiaries is appended as Annexure '1' to this Report.

The Contribution of the subsidiaries to the overall performance of the Company during the year is given in note no. 47 of the Consolidated Financial Statement.

ACCOUNTS

CONSOLIDATED FINANCIAL STATEMENTS

The consolidated financial statements of the Company and its subsidiaries for FY 2021-22 are prepared in compliance with the applicable provisions of the Companies Act, 2013, Regulation

33 of the Listing Regulations and in accordance with the Indian Accounting Standards notified under the Companies (Indian Accounting Standards) Rules, 2015.

In accordance with the provisions of Section 129(3) of the Companies Act, 2013 read with the Companies (Accounts) Rules, 2014, Companies (Indian Accounting Standards) Rules, 2015 and other applicable provisions and Regulation 34(2) of Listing Regulations, the Consolidated Financial Statements of the Company and its subsidiaries for FY 2021-22 along with Auditor's Report thereon forms part of this Annual Report. These statements have been prepared on the basis of audited financial statements received from the subsidiary companies as approved by their respective Boards.

Pursuant to the provisions of Section 136 of the Companies Act, 2013, Annual Report of the Company, containing therein its standalone and consolidated financial statements along with relevant documents and separate audited financial statements in respect of each of the subsidiaries, are available on the website of the Company, www.centuryply.com under the 'Investors' section.

The Financial Statements along with audit reports thereto in respect of the Company's subsidiaries are available for inspection by the Members at the Registered Office of the Company and that of the respective subsidiaries during working days between 11.00 A.M. and 1.00 P.M. Shareholders interested in obtaining a copy of the audited financial statements of the subsidiary companies may write to the Company Secretary at the Company's registered office.

PARTICULARS OF LOANS, GUARANTEES AND INVESTMENTS

Details of loans, guarantees and investments under the provisions of Section 186 of the Companies Act, 2013 read with the Companies (Meetings of Board and its Powers) Rules, 2014 and schedule V of the Listing Regulations, as on 31st March, 2022, are set out in Annexure '2' hereto and forms a part of this Report. The particulars of loans and investments have also been disclosed in notes to the Financial Statements.

The aggregate of loans, guarantees given and investments made by the Company in accordance with Section 186 of the Companies Act, 2013, does not exceed the higher of sixty percent of its paid-up share capital, free reserves and securities premium account or one hundred percent of its free reserves and securities premium account.

RELATED PARTY TRANSACTIONS

All contracts/ arrangements/ transactions with related parties, entered into or modified by the Company during the Financial Year 2021-22, were on an arm's length basis and not 'material'. The said transactions with Related Parties were entered into for the benefit and in the interest of your Company and its

stakeholders. These transactions were, inter-alia, based on various considerations such as business exigencies, synergy in operations, the policy of the Company and resources of the Related Parties. There was no material related party transaction made by the Company during the year requiring shareholders' approval under Regulation 23(4) of the Listing Regulations or Section 188 of the Companies Act, 2013 read with Rules made thereunder. The approval of the Audit Committee was sought for all related party transactions. Prior omnibus approval of the Audit Committee is obtained on an annual basis for the transactions which are planned/ repetitive in nature and also for the related party transactions which are unforeseen in nature. A statement of transactions entered into pursuant to the approvals so granted is placed before the Audit Committee and the Board of Directors on a quarterly basis. All the transactions were in compliance with the applicable provisions of the Companies Act, 2013 and Listing Regulations.

There are no materially significant transactions with related parties which may have a potential conflict with the interest of the Company at large. During the year, the Company had not entered into any contract/ arrangement / transaction with related parties which could be considered material in terms of the Company's Policy on Materiality of and dealing with Related Party Transactions. Accordingly, the disclosure of Related Party Transactions as required under Section 134(3) (h) of the Companies Act, 2013 read with Rule 8(2) of the Companies (Accounts) Rules, 2014 in Form AOC-2 is not applicable.

The Related Party Disclosures in terms of Regulation 34(3) read with Part A of Schedule V of the Listing Regulations is provided under note no. 39 of the Notes to the Financial Statements. The Company, in terms of Regulation 23 of the Listing Regulations submits half-yearly disclosures of related party transactions to the stock exchanges and the same can be accessed on the website of the Company, www.centuryply.com.

In line with the amendments in the Listing Regulations, your Company's Policy on materiality of and dealing with Related Party Transactions was also amended by the Board of Directors at its meeting held on 28th January, 2022 and the same became effective on 1st April, 2022. This policy is available on the Company's website at: <https://www.centuryply.com/codes-policies/Policy-on-Materiality-of-and-dealing-with-related-party-transactions.pdf>. The Policy intends to regulate transactions between the Company and its Related Parties based on applicable laws and regulations and also lays down mechanism for identification, approval, review and reporting of such transactions.

PUBLIC DEPOSITS

During the Financial Year 2021-22, the Company has not invited, accepted or renewed any public deposits covered under Section 73 of the Companies Act, 2013 read with the Companies (Acceptance of Deposits) Rules, 2014. As such, no amount on account of principal or interest on public deposits

was outstanding as on the date of the Balance Sheet. In terms of Rule 2(1)(c)(viii) of the Companies (Acceptance of Deposits) Rules, 2014, the details of the amount received from the Directors of the Company are provided in the Note Nos. 17 and 39 of the Standalone Financial Statements of the Company.

AUDITORS

STATUTORY AUDITORS

M/s. Singhi & Co., Chartered Accountants (ICAI Firm Registration No. 302049E) has been your Company's Auditors since 2014. In terms of the provisions of Section 139 of the Companies Act, 2013 read with provisions of the Companies (Audit and Auditors) Rules, 2014, as amended, the Members at the Thirty-Eighth Annual General Meeting (AGM) held on 4th September, 2019, approved their re-appointment as Statutory Auditors of the Company for a second term of five consecutive years, i.e., from the conclusion of the Thirty-eighth AGM until the conclusion of Forty-third AGM to be held in the calendar year 2024. The Statutory Auditors of the Company were present in the last AGM.

Pursuant to Section 141 of the Companies Act, 2013 read with the Companies (Audit and Auditors) Rules, 2014, M/s. Singhi & Co. have represented that they are not disqualified and continue to be eligible to act as the Auditor of the Company. M/s. Singhi & Co., have also confirmed that they have been subjected to the peer review process of the Institute of Chartered Accountants of India (ICAI) and holds a valid certificate issued by the Peer Review Board of ICAI as required under Regulation 33(1)(d) of the Listing Regulations.

STATUTORY AUDITORS' REPORT

The Statutory Auditors' Report "with an unmodified opinion", given by M/s. Singhi & Co., on the Standalone and Consolidated Financial Statements of the Company for the Financial Year ended 31st March, 2022, is appended in the Financial Statements forming part of this Annual Report. There has been no qualification, reservation, adverse remark or disclaimer given by the Statutory Auditor in their Report for the year under review.

The Notes on Financial Statements referred to in the Auditors' Report are self-explanatory and do not call for any further comments.

SECRETARIAL AUDIT

Pursuant to the provisions of Section 204 of the Companies Act, 2013 read with Companies (Appointment and Remuneration of Managerial Personnel) Rules, 2014 and Regulation 24A of the Listing Regulations, your Company had appointed M/s. MKB & Associates, a firm of Company Secretaries in Practice, as Secretarial Auditor to conduct the Secretarial Audit of the Company for the Financial Year 2021-22. The Report of the Secretarial Audit in Form MR-3 is appended hereto as Annexure '3'. The Report does not contain any qualification, reservation, adverse remark or disclaimer.

REPORTING OF FRAUDS BY AUDITORS

In terms of Section 143(12) of the Companies Act, 2013, the Auditors have not reported any instances of frauds committed in the Company by its Officers or Employees during the year under review.

DIRECTORS AND KEY MANAGERIAL PERSONNEL

I. INDEPENDENT DIRECTORS

(a) CHANGES IN INDEPENDENT DIRECTORS

Pursuant to the provisions of Section 149 and 152 read with Schedule IV of the Companies Act, 2013 and the Rules made thereunder, the shareholders at the Annual General Meeting held on 8th September, 2021, inter alia, confirmed appointment of Mr. Naresh Pachisia (DIN: 00233768) as an Independent Director with effect from 1st April, 2021 to 31st March, 2024.

Ms. Mamta Binani (DIN: 00462925) ceased to be a Director on 31st March, 2022 upon completion of her second term as Independent Director. The Board places on record its appreciation for her invaluable contribution and guidance. In terms of Section 149(11) of the Companies Act, 2013, no Independent Director shall hold office for more than two consecutive terms.

The Company's remuneration policy provides criteria for the selection, appointment and remuneration of Directors, which inter-alia, requires that the Directors shall be of high integrity with relevant expertise and experience to have a diverse Board. The Policy also lays down the positive attributes/criteria while recommending the candidature for the appointment of a new Director.

Based on recommendation of Nomination and Remuneration Committee, the Board of Directors, through a Circular Resolution passed on 26th March, 2022, subject to approval of the shareholders, appointed Ms. Ratnabali Kakkar (DIN: 09167547) as an Additional Director in the Independent category, not liable to retire by rotation, with effect from 1st April, 2022 for a term of five years ending on 31st March, 2027, in place of Ms. Mamta Binani, whose second term got completed on 31st March, 2022.

The Company had received a notice in writing from a member under Section 160 of the Companies Act, 2013, proposing the candidature of Ms. Ratnabali Kakkar for the office of Independent Director of the Company.

The Company had also received from Ms. Ratnabali Kakkar (i) consent to act as Director in writing in Form DIR-2 pursuant to Rule 8 of Companies (Appointment and Qualification of Directors) Rules, 2014, (ii) disclosure in Form DIR-8 pursuant to Rule 14(1) of the Companies (Appointment and Qualification of Directors) Rules, 2014 to the effect that she is not disqualified under sub section

(2) of Section 164 of the Companies Act, 2013 and (iii) declaration to the effect that she meets the criteria of independence as prescribed both in the Act and in the Listing Regulations.

Approval of the Members by way of Special Resolution, was sought through Postal Ballot/ e-voting for appointment of Ms. Ratnabali Kakkar as an Independent Director, not liable to retire by rotation, with effect from 1st April, 2022 for a term of five years ending on 31st March, 2027 and the same was approved by requisite majority on 24th May, 2022, being the last date specified for e-voting.

Pursuant to the provisions of Section 149 and 152 read with Schedule IV of the Companies Act, 2013 and the Rules made thereunder, the shareholders through Postal Ballot, on 28th March, 2019 inter-alia, confirmed appointment of Mr. Probir Roy (DIN: 00033045) as an Independent Director with effect from 1st April, 2019 to 30th September, 2022. As per the provisions of Section 149(10) of the Companies Act, 2013, Independent Directors can be re-appointed for a second term of up to five consecutive years on passing of special resolution by shareholders of the Company and disclosure of such appointment in its Board's report.

Accordingly, in terms of Sections 149(10) and 149(11) of the Companies Act, 2013, the first term of Mr. Probir Roy is due to expire on 30th September, 2022. The Board of Directors at its meeting held on 16th May, 2022, after considering the recommendations of the Nomination and Remuneration Committee and on the basis of his report on performance evaluation and his consent and subject to approval of the shareholders, recommended re-appointment of Mr. Probir Roy for a second term of three years from 1st October, 2022 to 30th September, 2025 as Independent Director on the Board of the Company.

(b) DECLARATION BY INDEPENDENT DIRECTORS

Pursuant to the provisions of Section 149(7) of the Companies Act, 2013 read with Rules made thereunder and in terms of Regulation 25(8) of Listing Regulations, the independent directors have submitted declarations confirming that:

- i. they meet the criteria of independence as prescribed under Section 149(6) of the Companies Act, 2013 read with Schedule and Rules framed thereunder and Regulation 16(1)(b) of the Listing Regulations, as amended and that during the year, there has been no change in the circumstances affecting their status as Independent Directors of the Company;
- ii. in terms of Regulation 25(8) of the Listing Regulations, they are not aware of any circumstance or situation, which exist or may be reasonably anticipated, that could impair or impact their ability to discharge their duties with an objective independent judgment and without any external influence;

In terms of Regulation 25(9) of the Listing Regulations, the Board of Directors has ensured the veracity of the disclosures made under Regulation 25(8) of the Listing Regulations by the Independent Directors of the Company.

The Independent Directors have confirmed compliance with the Company's Code of Conduct as formulated by the Company and also with the Code for Independent Directors prescribed in Schedule IV to the Companies Act, 2013. They have also confirmed compliance with the provisions of Rule 6(1) and 6(2) of the Companies (Appointment and Qualification of Directors) Rules, 2014 with respect to registration with the Independent Director's database maintained by the Indian Institute of Corporate Affairs.

None of the Directors of the Company are disqualified for being appointed as Directors as specified in Section 164(2) of the Companies Act, 2013 and Rule 14(1) of the Companies (Appointment and Qualification of Directors) Rules, 2014.

During the year under review, the non-executive directors of the Company had no pecuniary relationship or transactions with the Company, other than payment of sitting fees, commission and reimbursement of expenses incurred by them for the purpose of attending meetings of the Board / Committee / Independent Directors of the Company and save and except one transaction as detailed in Note no. 39(b) of the Notes to the Financial Statements.

(c) FAMILIARISATION PROGRAMME

Your Company has an elaborate familiarization programme for effective orientation and training of Independent Directors so as to enable them to understand the Company - its operations, business, industry and environment in which it functions. The programme is in line with the requirements of Regulation 25(7) of the Listing Regulations and Schedule IV of the Companies Act, 2013 and is designed to enable the Independent Directors to play a meaningful role in the overall governance processes of the Company.

A detailed overview of the Company's familiarisation program can be accessed through web-link: <https://www.centuryply.com/codes-policies/Familiarization-Programme-for-Independent-Directors.pdf>.

A newly appointed Independent Director is provided with an appointment letter outlining his / her role, function, duties and responsibilities along with an induction kit containing Memorandum and Articles of Association of the Company, organisational structure, set of major statutory and internal policies of the Company, Board and Committee structure and details about the Company's subsidiaries. The Company Secretary briefs the Director about their legal & regulatory responsibilities as a Director.

On an ongoing basis, periodic presentations, during Board Meetings, are made by the Company Secretary with respect to significant amendments in the Companies Act and SEBI Regulations and implication thereof. As and when required, the members of the management and functional heads of your Company apprise the Independent Directors of the domestic/ overseas industry scenario, business model of the Company and its strategic priorities.

The Company also arranges for visits to the Company's Plants to enable them to get first hand understanding of the processes. Apart from in-house programme, the Independent Directors are also encouraged to participate in various training sessions to update and refresh their skills and knowledge. Each Director has complete access to information relating to the Company. Independent Directors have the freedom at all times to interact with the Company's management.

During the year, as a part of the familiarisation programme, the Company arranged presentation by a competent professional giving an in-depth analysis of the latest and vital amendments in the Companies Act and SEBI Regulations. Details of the same have been uploaded on the website of the Company and is available at the web-link: https://www.centuryply.com/investor-information/Familiarization-Programme-Details_2021-22.pdf.

(d) STATEMENT REGARDING INDEPENDENT DIRECTOR

Your Company has been fortunate over the years to have experienced persons from diverse fields as Independent Directors on its Board. In the Board's opinion, the Independent Directors are persons of high repute and possess relevant expertise and experience in their respective fields. They demonstrate highest level of integrity while maintaining confidentiality and identifying, disclosing and managing conflict of interest.

II. NON- INDEPENDENT DIRECTORS:

(a) CHANGES IN NON-INDEPENDENT DIRECTORS

There has not been any appointment/ retirement/ resignation of Non-independent Directors during the Financial Year ended 31st March, 2022.

(b) RETIREMENT BY ROTATION

In accordance with Section 152(6)(c) of the Companies Act, 2013, Mr. Ajay Baldawa (DIN: 00472128) and Ms. Nikita Bansal (DIN: 03109710), being longest in office, will retire by rotation at the ensuing Annual General Meeting of the Company and being eligible, have offered their candidature for re-appointment as Directors. In view of their considerable experience and contribution to the Company, the Board recommends their re-appointment.

Their detailed profiles and particulars of experience, skill and attributes that qualify them for Board Membership together with other details as required under the Companies Act, 2013, Secretarial Standards and Listing Regulations, forms a part of the explanatory statement attached to the Notice of ensuing Annual General Meeting of the Company.

III. KEY MANAGERIAL PERSONNEL

Pursuant to the recommendation of the Nomination and Remuneration Committee, the Board of Directors at its meeting held on 2nd November, 2021, subject to approval of the shareholders, reappointed Ms. Nikita Bansal as an Executive Director of the Company for a further period of five years with effect from 1st February, 2022. Approval of the Members was sought through Postal Ballot/ e-voting for the aforesaid reappointment and the same was approved by requisite majority on 24th May, 2022, being the last date specified for E-voting.

Mr. Keshav Bhajanka was reappointed as an Executive Director of the Company for a further period of five years with effect from 28th January, 2021, Mr. Sajjan Bhajanka was reappointed as Chairman and Managing Director of the Company for a further period of five years with effect from 1st April, 2021 while Mr. Sanjay Agarwal and Mr. Ajay Baldawa were reappointed as CEO & Managing Director and Executive Director (Technical) respectively for a further period of five years with effect from 1st July, 2021. Their reappointments were approved by the shareholders at their Annual General Meeting held on 8th September, 2021. Further, reappointment of Mr. Sajjan Bhajanka was subject to compliance of Regulation 17(1B) of the Listing Regulations which was scheduled to become mandatorily effective on 1st April, 2022, where upon, Mr. Bhajanka would have, at his discretion, opted to continue either as the Chairman or as Managing Director of the Company. However, SEBI vide its Press Release dated 15th February, 2022, made the said provision applicable on 'voluntary basis'. Consequently, Mr. Sajjan Bhajanka continues to serve as Chairman and Managing Director of the Company.

Apart from the above, there has not been any change in Key Managerial Personnel during the Financial Year ended 31st March, 2022.

IV. INTER-SE RELATIONSHIPS BETWEEN THE DIRECTORS

None of the Directors of the Company are related inter-se, except for Mr. Keshav Bhajanka who is the son of Mr. Sajjan Bhajanka, Chairman and Managing Director and Ms. Nikita Bansal, who is the daughter of Mr. Sanjay Agarwal, CEO & Managing Director.

MEETINGS

MEETINGS OF BOARD OF DIRECTORS

During the year under review, the Board met four times, i.e., on 10th June, 2021, 10th August, 2021, 2nd November, 2021 and 28th January, 2022. The details of the Meetings held during the year are given in the Corporate Governance Report forming part of the Annual Report.

MEETINGS OF INDEPENDENT DIRECTORS

During the year under review, the Independent Directors met once on 19th January, 2022 without the presence of Non-Independent Directors and members of the Management. The meeting was however adjourned and was convened again on 9th March, 2022, inter alia to:

- Review the performance of Non-Independent Directors, the Board as a whole and that of its Committees;
- Review the performance of the Chairman of the Company, taking into account the views of Executive Directors and Non-Executive Directors; and
- Assess the quality, content and timeliness of flow of information between the Company's management and the Board which is necessary for the Board to effectively and reasonably perform its duties.

MANAGERIAL REMUNERATION

PARTICULARS OF MANAGERIAL REMUNERATION

Disclosure pertaining to remuneration and other details as required under Section 197(12) of the Companies Act, 2013 read with Rule 5(1) of the Companies (Appointment and Remuneration of Managerial Personnel) Rules, 2014 is annexed to this Report as Annexure '4'. Your Directors state that none of the Executive Directors of the Company received any remuneration or commission from any of its Subsidiaries.

PARTICULARS OF EMPLOYEES

Statement containing particulars of Top 10 employees in terms of remuneration drawn and the particulars of employees as required under Section 197(12) of the Companies Act, 2013 read with Rule 5(2) and (3) of the Companies (Appointment and Remuneration of Managerial Personnel) Rules, 2014 is provided in Annexure '4' forming part of this report.

There was no employee receiving remuneration during the year in excess of that drawn by the Managing Director or Whole-time Director and holding by himself or along with his spouse and dependent children, not less than two percent of the equity shares of the Company.

CORPORATE GOVERNANCE MEASURES

DIRECTORS' RESPONSIBILITY STATEMENT

Pursuant to Section 134(3)(c) and 134(5) of the Companies Act, 2013, the Board of Directors, to the best of their knowledge and belief, states that it had:-

- (i) followed the applicable accounting standards in the preparation of the Annual Accounts for the year ended 31st March, 2022 along with proper explanations relating to material departures, if any;
- (ii) selected such accounting policies and applied them consistently and made judgments and estimates that are reasonable and prudent so as to give a true and fair view of the state of affairs of the Company as at the end of the Financial Year 31st March, 2022 and of the profit of the Company for that period;
- (iii) taken proper and sufficient care for the maintenance of adequate accounting records in accordance with the provisions of the Companies Act, 2013 for safeguarding the assets of the Company and for preventing and detecting fraud and other irregularities;
- (iv) prepared the Annual Accounts of your Company for the Financial Year ended 31st March, 2022 on a 'going concern' basis;
- (v) laid down internal financial controls to be followed by the Company and that such internal financial controls are adequate and were operating effectively; and
- (vi) devised proper systems to ensure compliance with the provisions of all applicable laws and that such systems were adequate and were operating effectively.

MANAGEMENT DISCUSSION AND ANALYSIS

The Management Discussion and Analysis report, capturing your Company's performance, industry trends and other material changes with respect to your Company and its subsidiaries is presented in a separate section forming part of the Annual Report. The Report provides a consolidated perspective of economic, social and environmental aspects material to our strategy and our ability to create and sustain value for our stakeholders and includes aspects of reporting as required by Regulation 34(2)(e) read with Schedule V of the Listing Regulations.

CORPORATE GOVERNANCE

Your Company rests on the values of 'People development', 'quality', 'trust', 'integrity' and 'customer focus'. Imbibing these values in the business conduct of the organization enhances the long term shareholder value, while keeping the interests of all stakeholders in view. The Company endeavors to uphold the principles and practices of Corporate Governance to ensure transparency, integrity and accountability in its functioning which are vital to achieve its vision of "Sarvada Sarvottam, - The Best Always."

The Company believes in achieving business excellence and optimizing long-term value for its shareholders on a sustained basis through ethical business conduct. Your Company is committed to adopt best Corporate Governance practices to boost long-term shareholder value without compromising the rights of the minority shareholders.

Your Company complies with the applicable provisions of the Companies Act, 2013 and applicable Secretarial Standards issued by the Institute of Company Secretaries of India. Apart from complying with the mandatory requirements, your Company also complies with certain discretionary requirements of Corporate Governance as specified in Part E of Schedule II of the Listing Regulations.

In compliance with the provisions of Regulation 34 of the Listing Regulations read with Schedule V of Listing Regulations, a Report on Corporate Governance for the Financial Year ended 31st March, 2022 along with a Certificate issued by M/s. MKB & Associates, Company Secretaries in Practice, confirming compliance with the requirements of Corporate Governance, forms a part of the Annual Report.

CEO & CFO CERTIFICATION

In terms of Regulation 17(8) read with Schedule II Part B of the Listing Regulations, a certificate from the Chief Executive Officer and Chief Financial Officer of the Company addressed to the Board of Directors, inter alia, confirming the correctness of the financial statements and cash flow statements for the Financial Year ended 31st March, 2022, adequacy of the internal control measures and reporting of matters to the Audit Committee, is provided elsewhere in this Annual Report.

RISK MANAGEMENT

Your Company has a well-crafted and comprehensive risk management framework in place and a robust organisational structure for managing and reporting risks. Your Company continuously monitors the internal and external environment to identify potential, emerging risks and their impact on our business. Our risk management framework ensures identification of emerging risks and after assessing them, devises short-term and long-term actions to mitigate any risk which could materially impact the Company's long-term goals. Major risks identified by the businesses and functions are systematically addressed through mitigating actions on a continuing basis. Your Company is conscious of how better risk management techniques may provide early signals of probable threats to the Company so that they may be addressed in time. Risk management process has been established across your Company and is designed to identify, assess and frame a response to threats that may affect achievement of its objectives. It is designed to manage rather than eliminate the risk of failure to achieve business objectives and provides reasonable and not absolute assurance against material misstatement or loss.

The Board shoulders the ultimate responsibility for the management of risks and for ensuring the effectiveness of internal control systems. The Risk Management Committee aids the Board by assessing and providing oversight to management relating to identification and evaluation of the identified risks, including Sustainability, Information Security, etc. The Committee is responsible for monitoring and reviewing

the risk management plan and ensuring its effectiveness. The Audit Committee has additional oversight in the area of financial risks and controls.

The Company endeavours to continually sharpen its Risk Management systems and processes in line with a rapidly changing business environment. The Company, through its risk management process, aims to contain the risks within its risk appetite. There are no risks which in the opinion of the Board threaten the existence of the Company.

INTERNAL CONTROLS/ INTERNAL FINANCIAL CONTROLS AND THEIR ADEQUACY

The Company's internal controls are commensurate with the nature of its business, the size and complexity of its operations. These have been designed to provide reasonable assurance with regard to recording and providing reliable financial and operational information, complying with applicable statutes, safeguarding assets from unauthorized use, executing transactions with proper authorization and ensuring compliance with corporate policies. Such controls have been tested during the year and no reportable material weakness or significant deficiencies in the design or operation of internal financial controls was observed.

Your Company understands a strong internal controls framework is imperative to carry on business in an orderly and efficient manner. In this context, your Company has adequate Internal Financial Controls System over financial reporting which ensures that all transactions are authorized, recorded, and reported correctly in a timely manner. The Company's Internal Financial Control over financial reporting is designed to provide reliable financial information and to comply with applicable accounting standards. The Company uses a state-of-the-art enterprise resource planning (ERP) system that connects all parts of the organization, to record data for accounting, consolidation and management information purposes.

M/s. Singhi & Co., the Statutory Auditors, have audited the financial statements included in this Annual Report and issued their report on internal control over financial reporting (as defined under Section 143 of the Companies Act, 2013). The Company has laid down Standard Operating Procedures and policies to guide the operations of the business. Functional heads are responsible to ensure compliance with all laws and regulations and also with the policies and procedures laid down by the Management. Robust and continuous internal monitoring mechanisms and review processes ensure that such systems are reinforced on an ongoing basis and updated with new / revised standard operating procedures in order to align the same with the changing business environment.

The Company periodically tracks all amendments to Accounting Standards and makes changes to the underlying

systems, processes and financial controls to ensure adherence to the same. All resultant changes to the policy and impact on financials are disclosed after due validation with the statutory auditors and the Audit Committee.

The Audit Committee regularly reviews the budgetary control system of the Company as well as system for cost control, financial controls, accounting controls, physical verification controls, etc. to assess the adequacy and effectiveness of the internal control systems. Regular review of the established internal controls system of the Company were undertaken and deficiencies in the design or operation of such control, if any, was discussed with the Auditors and the Audit Committee and suitable actions to rectify those deficiencies were recommended for implementation. Based on its evaluation (as defined in section 177 of Companies Act 2013 and Clause 18 read with Part C of Schedule II of the Listing Regulations), the Audit Committee has concluded that, as of 31st March, 2022, the Company's internal financial controls were adequate and operating effectively.

PERFORMANCE EVALUATION

In accordance with the amended 'Board Evaluation Policy' of the Company as laid down by the Nomination and Remuneration Committee and adopted by the Board on 25th February, 2022, the Independent Directors at their separate Meeting held on 9th March, 2022, collectively reviewed the performance of the non-independent Directors, the Board as a whole and that of its Committees. The performance of the Chairman of the Company was also reviewed after taking into account the views of executive directors and non-executive directors. The Independent Directors also assessed the quality, quantity and timeliness of flow of information between the Company's management and the Board. Members of the the Nomination and Remuneration Committee, also present therein, carried out evaluation of performance of all Independent Directors. The Independent Directors were highly satisfied with the overall functioning of the Board, its various committees and with the performance of other Non-Executive and Executive Directors. They also appreciated the exemplary leadership role of the Chairman in upholding and following the highest values and standards of corporate governance.

Post the review by the Independent Directors, the evaluation results were shared with the entire Board. The Board expressed its satisfaction with the evaluation results, which reflects the high degree of engagement of the Board and its Committees with the Management. Thereafter, the Board carried out an evaluation of its own performance and that of its Committees. Performance evaluation of all Directors was also carried out by the entire Board without the presence and participation of the Director being evaluated. Parameters and process applied for carrying out the evaluation has been discussed in detail in the Corporate Governance Report.

Based on the evaluations, the performance of the Board, its Committees and Individual Directors, including that of Chairman and Independent Directors, was found to be satisfactory. The Board members functioned constructively individually as well as a team. The Board is well-supported by the activities of each of the Board Committees which ensure the right level of attention and consideration are given to specific matters. Each Committee had been instrumental in functioning as per its respective charter which clearly defines their purpose, roles, and responsibilities. All Directors continued to demonstrate a collaborative and constructive mind-set, creating a conducive environment at Board meetings for participation and challenge. The board meetings were well run and the members of the Board acted with sufficient diligence and care. The Chairman had been instrumental in fostering and promoting the integrity of the Board while nurturing a culture where the Board works harmoniously for the long-term benefit of the Company and all its stakeholders. He demonstrated efficient leadership abilities by providing his continuous guidance to the Board with the objective of creating long term value for the Company's stakeholders. The Chairman follows utmost professionalism and objectivity in decision making.

Information is provided to the Board and Committee Members on a continuous basis for their review, inputs and approval from time to time. The Independent Directors reviewed the quality, content and timeliness of the flow of information between the Management and the Board and its Committees and unanimously opined that the same is proper, adequate and timely. The Directors freely interact with the Management on information that may be required by them.

The evaluation process endorsed the Board Members' confidence in the ethical standards of the Company, cohesiveness amongst the Board Members, constructive relationship between the Board and the Management and the openness of the Management in sharing strategic information to enable Board Members to discharge their responsibilities.

COMMITTEES OF BOARD OF DIRECTORS

The Board has seven Committees out of which five have been mandatorily constituted in compliance with the requirements of the Companies Act, 2013 and Listing Regulations and two non-mandatory Committees have been constituted to enhance the objectivity and independence of the Board's judgment and to increase the efficacy of governance. The Board has adopted charters setting forth the roles and responsibilities of each of the Committees. The Company Secretary officiates as the Secretary of these Committees. The Board has constituted following Committees to deal with matters and to monitor activities falling within their respective terms of reference:-

Mandatory Committees

- Audit Committee
- Nomination and Remuneration Committee
- Stakeholders Relationship Committee
- Risk Management Committee
- Corporate Social Responsibility Committee

Non-mandatory Committees

- Share Transfer Committee
- Finance Committee

Details of composition of the above Committees, their terms of reference, number of meetings held during the year, attendance therein and other related aspects are provided in the Corporate Governance Report forming part of the Annual Report. There has been no instance where the Board has not accepted the recommendations of its Committees.

POLICIES AND CODES

REMUNERATION POLICY

Your Company's Remuneration Policy enumerates the criteria for appointment and remuneration of Directors, Key Managerial Personnel and Senior Management Personnel on the basis of their qualifications, positive attributes and independence of a Director and other matters as required under Section 178(3) of the Companies Act, 2013. The Policy was amended on 10th August, 2021 and is available on its website at <https://www.centuryply.com/codes-policies/Remuneration-policy.pdf>. The same is also appended as Annexure '5' to this Report. The amendments in the policy were primarily with respect to the responsibilities of the Nomination and Remuneration Committee and compensation structures, criteria and guiding principles.

The Remuneration Policy is driven on the principle of ensuring that competitive and impartial rewards are linked to key deliverables and are also in line with market practices and shareholders' expectation. Your Company's Remuneration Policy is directed towards providing a well-balanced and performance-related compensation package, taking into account shareholder interests, industry standards and relevant Indian corporate regulations. Further, it aims to attract, retain and motivate highly qualified members for the Board and other executive level and ensure their long term sustainability. The Policy is designed to ensure that:

- a) the Company is able to attract, retain and motivate highly qualified members for the Board and other executive level and ensure their long term sustainability.
- b) the Company is able to provide a well-balanced and competitive compensation package to its Executives, taking into account their roles and position, shareholder interests, industry standards and relevant regulations.

- c) remuneration of the Directors and other Executives are aligned with the business strategy and risk tolerance, objectives, vision, values and long-term interests of the Company.

Selection and procedure for nomination and appointment of Directors

The Nomination and Remuneration Committee ('NRC') is responsible for developing competency requirements for the Board based on the industry and strategy of the Company. The Board composition analysis reflects in-depth understanding of the Company, including its strategies, environment, operations, financial condition and compliance requirements.

The NRC conducts a gap analysis to refresh the Board on a periodic basis, including each time a Director's appointment or re-appointment is required. The NRC reviews and vets the profiles of potential candidates vis-a-vis the required competencies, undertakes due diligence, prior to making recommendations of their nomination to the Board.

Criteria for determining qualifications, positive attributes and independence of a Director

In terms of the provisions of Section 178(3) of the Companies Act, 2013 and Regulation 19 read with Schedule II of the Listing Regulations, the NRC has formulated the criteria for determining qualifications, positive attributes and independence of Directors, the key features of which are as follows:

- **Qualifications** – The Board nomination process encourages diversity of thought, experience, knowledge, age and gender. It also ensures that the Board has an appropriate blend of functional and industry expertise.
- **Positive Attributes** - Apart from the duties of Directors as prescribed in the Companies Act, 2013, the Directors are expected to demonstrate high standards of ethical behaviour, communication skills and independent judgment. The Directors are also expected to abide by the respective Code of Conduct as applicable to them.
- **Independence** - A Director will be considered independent if he / she meets the criteria laid down in Section 149(6) of the Companies Act, 2013, the Rules framed thereunder and Regulation 16(1)(b) of the Listing Regulations.

BOARD DIVERSITY POLICY

Your Company recognizes and embraces the importance of a diverse Board in its success and aims to attract and maintain a Board which has an appropriate mix of diversity, skills, experience and expertise. The Board composition as on the date of this report meets the above objective. Your Company believes that attracting, recruiting and retaining a diverse team at the Board level will enhance Company's reputation and will help the Company in furtherance of its objectives. Your Company has over the years been fortunate to have eminent persons from diverse fields as Directors on its Board.

The Company believes that a truly diverse Board leverages differences in thought, perspective, knowledge, skill, regional and industry experience, cultural and geographical background, age, ethnicity and gender that will help the Company retain its competitive advantage.

The Company's Policy on Board Diversity, formulated and adopted in terms of Regulation 19 read with Part D of Schedule II of Listing Regulations sets out its approach to diversity. This policy aims to address the importance of a diverse Board in harnessing the unique and individual skills and experiences of the members in a way that collectively benefits the organisation and business as a whole. The said Policy makes the Nomination and Remuneration Committee of the Company responsible for monitoring and assessing the composition and performance of the Board, as well as identifying appropriately qualified persons to occupy Board positions.

The Board Diversity Policy of the Company is available on our website at <https://www.centuryply.com/codes-policies/Board-Diversity-Policy.pdf>.

Moving beyond the Board, the Company also believes and puts into practice the fact that diversity and inclusion at workplace helps nurture innovation, by leveraging the variety of opinions and perspectives coming from employees with diverse age, gender and ethnicity.

WHISTLE BLOWER POLICY/ VIGIL MECHANISM

Creating a fraud and corruption-free culture has always been at the Company's core. In view of the potential risk of fraud, corruption and unethical behaviour that could adversely impact the Company's business operations, performance and reputation, it has emphasised addressing these risks by laying down a Vigil Mechanism or the Whistle-Blower Policy. The Company has a robust vigil mechanism through its Whistle Blower Policy approved and adopted by Board of Directors of the Company in compliance with the provisions of Section 177(10) of the Act and Regulation 22 of the Listing Regulations for directors and employees to report to the management instances of unethical behaviour, actual or suspected, fraud or violation of the Company's code of conduct that could adversely impact the Company's operations, business performance and / or reputation, with clear and adequate safeguards against victimization of whistle blowers. The Policy is designed to ensure that whistle blowers may report genuine concerns without fear of retaliation. It lays emphasis on the integrity at workplace and in business practices, honest and ethical personal conduct, diversity, fairness and respect. This Policy was amended on 10th June, 2021.

Your Company encourages honesty from and among its Employees and promotes 'zero tolerance' towards corruption, illegal and unethical behaviour. Your Company's Whistle

Blower Policy/ Vigil mechanism provides a channel to the Employees and Directors of the Company to report genuine concerns about unethical behaviour, actual or suspected incidents of fraud or instances of leakage/ suspected leakage of unpublished price sensitive information or violation of the Company's Code of Conduct and/ or the Insider Trading Code adopted by the Company. The Policy also provides complete confidentiality of the matter so that no unfair treatment is meted out to the Whistle Blower for reporting any concern. The Policy provides that the Vigilance and Ethics Officer of the Company investigates such incidents, when reported, in an impartial manner and takes appropriate action to ensure that requisite standards of professional and ethical conduct are always upheld.

The Audit Committee oversees the implementation of the Whistle Blower Policy which provides for direct access to the Chairman/ CEO/ Chairman of the Audit Committee in exceptional cases. The said policy is available on the Company's website at: <https://www.centuryply.com/codes-policies/Vigil-Mechanism-Policy-CPIL.pdf>.

During the Financial Year ended 31st March, 2022, no case was reported under this policy. Further, no employee or Director was denied access to the Audit Committee or its Chairman.

RISK MANAGEMENT POLICY

Your Company's policy on Risk Management is designed to minimise the adverse consequence of risks on business objectives of the Company. On recommendation of the Risk Management Committee, the Company's Risk Management Policy was amended on 10th August, 2021 to bring it in conformity with the amendments in Listing Regulations. The Risk Management Policy articulates the Company's approach to address uncertainties in its endeavors to achieve its stated and implicit objectives. It comprehensively address the key strategic/business risks, information technology, financial, cyber security risks and operational risks respectively.

The Company's Risk Management Committee is entrusted with the responsibility to frame, implement and monitor the risk management plan for the Company. The Committee also monitors and reviews the risk management plan and ensures its effectiveness. The Board is kept informed about the risk assessment and minimization procedures. The risk management framework is reviewed periodically by the Board and the Audit Committee. The Audit Committee has additional oversight in the area of financial risks and controls. The major risks identified by the businesses and functions are systematically addressed through mitigating actions on a continuing basis.

The development and implementation of Risk Management Policy has been covered in the Management Discussion and Analysis, which forms part of this report.

POLICY ON PREVENTION OF SEXUAL HARASSMENT

The Company is committed to ensuring that all employees work in an environment that not only promotes diversity and equality but also mutual trust, equal opportunity and respect for human rights. The Company has formulated a Policy on Prevention of Sexual Harassment in accordance with the provisions of the Sexual Harassment of Women at Workplace (Prevention, Prohibition and Redressal) Act, 2013 and the Rules made thereunder which is aimed at providing every woman at the workplace a safe, secure and dignified work environment, resulting in their economic empowerment and inclusive growth. All employees (permanent, contractual, temporary, trainees) are covered under the said Policy.

The Policy serves as a guide for employees to report sexual harassment cases at workplace and our process ensures complete anonymity and confidentiality of information. The said Policy is available on your Company's website, www.centuryply.com. The Company continuously invests in enhancing the awareness on the Policy across its workforce. An Internal Complaints Committee (ICC) has also been set up to redress complaints received on sexual harassment. The ICC comprises of internal members and an external member who has extensive experience in this field. Adequate workshops and awareness programme against sexual harassment are conducted across the organization. Aggrieved women may report complaints to the ICC formed for this purpose or to any member thereof or to the location head, who is also a member of the ICC.

During the year, no complaint regarding sexual harassment was received.

DIVIDEND DISTRIBUTION POLICY

Your Company is deeply committed to driving superior value creation for all its stakeholders. It continuously focuses on sustainable returns, through an appropriate capital strategy for both medium term and longer term value creation.

Pursuant to Regulation 43A of Listing Regulations, the Board of Directors of the Company have formulated and adopted a progressive and dynamic Dividend Distribution Policy, keeping in view the immediate as well as long term needs of the business. The same has been appended as Annexure '6' to this Report and is also available on the Company's website at: <https://www.centuryply.com/codes-policies/CPIL-Dividend-Distribution-Policy.pdf>.

The Policy lays down the broad criteria which the Company would take into consideration for the purpose of ascertaining the amount of dividend to be declared keeping in mind the need to maintain a balance between the payout ratio and retained earnings, in order to address future needs of the Company. The Policy sets out the circumstances and different

factors for consideration by the Board at the time of taking a decision on distribution or retention of profits, in the interest of providing transparency to the Shareholders. The Policy, inter alia, specifies the external and internal factors including financial parameters that need to be considered while declaring dividend and the circumstances under which the shareholders of the Company may or may not expect dividend.

POLICY FOR DETERMINING MATERIALITY OF EVENTS/ INFORMATION

The Company's Policy for determination of materiality of events/ information has been designed to promote transparency and ensures that the stakeholders are informed regarding the major and material events of the Company. The objective of this policy is to put in place a framework for disclosure of events and information to the stock exchanges, in line with the requirements prescribed under Regulation 30 of the Listing Regulations and to ensure that such information is disclosed to the Stock Exchanges in a timely and transparent manner. The Policy is available on the Company's website at <https://www.centuryply.com/codes-policies/CPIL's-Policy-for-Determination-of-Materiality.pdf>.

OTHER POLICIES

Policy on 'Material Subsidiaries', Policy on Corporate Social Responsibility and Business Responsibility Policy has been discussed elsewhere in this Report. Policy on Materiality of and dealing with Related Party Transactions, Policy for Preservation of Documents, Archival Policy and Anti-Bribery and Anti-Corruption Policy are some of the other policies formulated and adopted by the Board pursuant to the requirement of Listing Regulations. These policies may be accessed on the Company's website, www.centuryply.com.

CODE OF CONDUCT

The Company's Code of Conduct for members of its Board and for Senior Management Personnel framed in terms of Regulation 17(5) of the Listing Regulations is available on the website of the Company, www.centuryply.com and details thereof have also been included in the Corporate Governance Report forming part of the Annual Report. The Code lays emphasis amongst other things, on the integrity at workplace and in business practices, honest and ethical personal conduct, diversity, fairness and respect and avoidance of practices like bribery and corruption. This Code reflects the Company's underlying ethical values and commitment to lay standards of integrity, transparency, fairness, accountability and pursuit for excellence. The Code intends to enhance integrity, ethics & transparency in governance of the Company and thereby reinforces the trust and confidence reposed in the Management of the Company by all its stakeholders.

All members of the Board and Senior Management Personnel have affirmed compliance with the 'Code of Conduct for

Directors and Senior Management Personnel' for the financial year 2021-22. A declaration to this effect signed by the CEO & Managing Director is annexed in the Corporate Governance Report.

The Senior Management of the Company have made disclosures to the Board confirming that there are no material financial and/or commercial transactions between them and the Company that could have potential conflict of interest with the Company at large.

CODE OF CONDUCT TO REGULATE, MONITOR AND REPORT TRADING BY DESIGNATED PERSONS AND CODE OF PRACTICES AND PROCEDURES FOR FAIR DISCLOSURE OF UNPUBLISHED PRICE SENSITIVE INFORMATION

With an aim to guard the interest of general investors, your Company has laid down a robust 'Code of Conduct to regulate, monitor and report trading by Designated Persons' which is applicable to all the Promoters, Directors and such other persons defined as designated persons and to their immediate relatives as well.

The key objective of the Code is to protect the interest of shareholders at large, prevent misuse of any unpublished price sensitive information and promote transparency and fairness in dealings in the securities of the Company. The Code lays down guidelines, which advise on procedures to be followed and disclosures to be made, while dealing in shares of the Company and cautions on the consequences of non-compliances. The Code prohibits and deters the Promoters, Directors of the Company and other specified employees and their relatives from dealing in the securities of the Company on the basis of any unpublished price sensitive information available to them by virtue of their position in the Company. The Code is available on the website of the Company, www.centuryply.com. The Company Secretary of the Company acts as the Compliance Officer for the purpose of the aforesaid Code to inter-alia monitor adherence to the SEBI (Prohibition of Insider Trading) Regulations, 2015.

Your Company has adopted a Code of Practices and Procedures for Fair Disclosure of Unpublished Price Sensitive Information. This Code lays down principles and practices to be followed by the Company with respect to adequate and timely disclosure of unpublished price sensitive information.

The Designated Persons of the Company have provided annual disclosure of their shareholding and other information in the format prescribed in the Code.

CORPORATE SOCIAL RESPONSIBILITY

Your Company is known for its tradition of philanthropy and community service and has been taking several initiatives under Corporate Social Responsibility ('CSR'), well before

it was prescribed through the Companies Act, 2013. The Company's Policy on CSR represents the continuing commitment and actions of the Company to contribute towards social development and growth. The thrust of the CSR initiatives of the Company is towards inclusive development of the communities largely around the vicinity of its plants and offices by promoting education, including special education & livelihood projects, creating employability, enabling access to quality primary health care services, disaster relief measures and environmental protection. Your Company is conscious while conducting its operations to take care of the concerns of People, Planet and Profit for sustainable business and better future for all living beings.

Pursuant to Section 135 of the Companies Act, 2013 read with Schedule VII thereof and Rules made thereunder, the Company has undertaken CSR activities, projects and programs primarily in the field of Education and Skill Development, Health and Wellness, Environmental Sustainability, participating in relief operations during natural disasters, while also pursuing CSR activities for the benefit of the local community in the States in which it operates. During the year, the total CSR expenditure incurred by your Company was ₹ 508.95 lac which was higher by ₹ 7.61 lac than that statutorily required to be spent. The Company also has an amount of ₹ 71.03 lac resulting out of excess spending in FY 2020-21 available for set off in succeeding financial years. In terms of Rule 4(5) of the Companies (Corporate Social Responsibility Policy) Rules, 2014, Mr. Arun Kumar Julasaria, Chief Financial Officer of the Company certified that the Corporate Social Responsibility expenditure made during the year 2021-22 has been utilised for the purpose and in the manner as approved by the Board.

Composition of CSR Committee of your Company, attendance at the said Meeting, terms of reference of the CSR Committee and other relevant details has been provided in the Corporate Governance Report forming part of the Annual Report. The CSR Committee has confirmed that the implementation and monitoring of CSR Policy is in conformity with CSR objectives and policy of the Company and in compliance with Section 135 of the Companies Act, 2013.

Your Company's Policy on CSR was amended on 10th June, 2021 and the same can be accessed on the Company's website at <https://www.centuryply.com/codes-policies/Policy-on-Corporate-Social-Responsibility.pdf>. The Company's CSR Policy statement and annual report on the CSR activities undertaken during the financial year ended 31st March, 2022, in accordance with Section 135 of the Act and Rule 8 of the Companies (Corporate Social Responsibility Policy) Rules, 2014 is set out in Annexure '7' to this Report.

BUSINESS RESPONSIBILITY

Business enterprises now-a-days, are increasingly seen as critical components of social system and they are considered

accountable not merely to their shareholders from a revenue and profitability perspective but also to the larger society which is also its stakeholder. At Centuryply, we are committed to enhance value for our stakeholders together with economic and social well-being of the society and minimising the direct and indirect adverse impact of our operations on the environment. The Business Responsibility Report is one of the avenues to communicate the Company's obligations and performance to all its Stakeholders. Centuryply takes pride in its commitments to protecting the environment, delivering on its social responsibilities and good governance. The Company has always believed in the power of partnerships to unlock long-term value for its stakeholders, in a responsible manner. Your Company, as a responsible corporate citizen, recognizes that ethical conduct in all its functions and processes is the cornerstone of a responsible business. Your Company, through its various sustainability initiatives, focusses on creation of a future ready organisation, which can pre-empt imminent challenges and address the needs of all stakeholders. The Business Responsibility Policy adopted by your Company focuses on developing and integrating a detailed sustainability vision into its long-term strategic plan in a way that creates lasting value for its stakeholders whilst also building public trust. This is premised on striking a proper balance between economic, social and environmental performance in dealings with various stakeholders, thereby ensuring sustainable development for the Company.

The Company's Business Responsibility Report is appended as Annexure '8' to this Annual Report. The Report is aligned with National Voluntary Guidelines on Social, Environmental and Economic Responsibilities of Business released by Ministry of Corporate Affairs and is in accordance with Regulation 34(2)(f) of the Listing Regulations. The Report describes the initiatives taken by the Company from an environmental, social and governance perspective to enable Members to take well-informed decisions and to have a better understanding of the Company's long term perspective.

MISCELLANEOUS

ANNUAL RETURN

The Annual Return as required under Section 134(3)(a) read with Section 92(3) of the Companies Act, 2013, is available on the Company's website at <https://www.centuryply.com/investor-information/cpil-annual-return/MGT-7.pdf>.

SIGNIFICANT AND MATERIAL ORDERS PASSED BY REGULATORS / COURTS / TRIBUNALS

There were no significant and material orders passed by the Regulators or Courts or Tribunals during the year impacting the going concern status and the operations of the Company in future.

COMPLIANCE WITH SECRETARIAL STANDARDS AND INDIAN ACCOUNTING STANDARDS

During the Financial Year 2021-22, the Company has complied with the applicable Secretarial Standards issued by the Institute of Company Secretaries of India and approved by the Central Government under Section 118(10) of the Companies Act, 2013. In the preparation of the Financial Statements, the Company has also applied the Indian Accounting Standards (Ind AS) specified under Section 133 of the Companies Act, 2013 read with Companies (Indian Accounting Standards) Rules, 2015.

CREDIT RATING

During the year under review, ICRA Limited has reaffirmed [ICRA] A1+ (pronounced ICRA A one plus) rating for the Company in respect of short term credit facilities. The rating of A1+ indicates very strong degree of safety regarding timely payment of financial obligations and carries the lowest credit risk.

The long term credit rating of the Company was upgraded from [ICRA] AA- (pronounced ICRA double A minus) to [ICRA] AA (pronounced ICRA double A). The rating of AA indicates high degree of safety regarding timely servicing of financial obligations and very low credit risk. The outlook on the long-term rating remains 'Stable'. A 'Stable' outlook indicates expected stability (or retention) of the credit ratings in the medium term on account of stable credit risk profile of the entity in the medium term.

In accordance with ICRA's policy on withdrawal and suspension, the outstanding rating of [ICRA]A1+ (pronounced ICRA A one plus) in respect of Commercial Paper (CP) programme of the Company was reaffirmed and withdrawn as there is no amount outstanding against the same.

GREEN INITIATIVES IN CORPORATE GOVERNANCE

Your Company sends notices, Annual Report and other communications through email to Members whose email IDs are registered with the Company/ Depository Participant(s). To support the Green Initiative, members who have not yet registered their e-mail address are requested to register their e-mail address for receiving all communication including Annual Report, Notices, Circulars etc. from the Company electronically. Members requiring physical copies can send a request to the Company.

Pursuant to the Circulars issued by MCA and SEBI, Companies were dispensed with the printing and despatch of Annual Reports to Shareholders. Hence, the Annual Report of the Company for the financial year ended 31st March, 2021 was sent only through email to the Shareholders. MCA and SEBI have further extended this dispensation till 31st December,

2022. Accordingly, the Annual Report of the Company for the Financial Year ended 31st March, 2022 would also be sent only through e-mail to the Shareholders.

HUMAN RESOURCE DEVELOPMENT & INDUSTRIAL RELATIONS

The Company's Human Resource management philosophy revolves around empowering the employees to make them more productive, efficient and integral to the organisation. We aim to strike a balance between the achievement of business goals and nurturing the talent pool available to strengthen the organisation's competitive advantage. Our continued focus is to ensure that we have the right people with the right skills to deliver value to the business. The Industrial Relations continued to be largely positive across all the locations. Notwithstanding the challenges posed by the ongoing pandemic, the enthusiasm and unstinting efforts of the employees have enabled your Company to remain at the forefront of the Industry and to achieve ever high targets.

The Company's cloud-based HR portal 'Adrenalin' facilitates end-to-end HR functioning including payroll and appraisals and is integrated with the Company's present ERP system. The Company's intranet portal 'centurion' continues to serve as an interactive platform, bringing employees together and closer to the management besides keeping them informed of the happenings in the Company. Besides this, the 'Centurion Helpdesk', a Whatsapp group, also facilitates time bound resolution of employee grievances.

We understand that employee well-being is essential to maintaining our leading business performance. We maintain a collaborative, inclusive, non-discriminative and safe work culture, and provide equal opportunities to all employees. We believe that such an enabling environment is essential for us to deliver value for our customers, shareholders and communities.

Long-service award are being organised to recognize the loyalty and commitment of employees. Performance recognition through initiatives like representation on the Company's monthly merit board, 'Sarvada Sarvottam Ambassadors' and 'Star Centurion' are also being carried out on a regular basis. All these initiatives coupled with quick grievance resolution mechanisms have enabled the Company to create a highly motivated pool of professionals and skilled workforce that share a passion and vision of the Company.

CONSERVATION OF ENERGY, TECHNOLOGY ABSORPTION AND FOREIGN EXCHANGE EARNINGS AND OUTGO

Information on conservation of energy, technology absorption and foreign exchange earnings and outgo as stipulated under Section 134 of the Companies Act, 2013 read with the Companies (Accounts) Rules, 2014, is set out in the Annexure '9' to this report.

PROCEEDING UNDER INSOLVENCY AND BANKRUPTCY CODE, 2016

There are no proceedings, either filed by the Company or against the Company, pending under the Insolvency and Bankruptcy Code, 2016 as amended, before the National Company Law Tribunal or other Courts as on 31st March, 2022.

ONE TIME SETTLEMENT OF LOANS TAKEN FROM BANKS/ FINANCIAL INSTITUTIONS

The Company serviced all the debts & financial commitments as and when they became due and no settlements were entered into with the bankers.

COST AUDIT

In terms of Section 148 of the Companies Act, 2013 and the Companies (Cost Records and Audit) Rules, 2014, Cost Audit is not applicable to the Company for the Financial Year 2021-22.

INVESTOR EDUCATION AND PROTECTION FUND

In terms of Sections 124 and 125 of the Companies Act, 2013 ("Act") read with the Investor Education and Protection Fund Authority (Accounting, Audit, Transfer and Refund) Rules, 2016 (including any statutory modification(s) or re-enactment(s) thereof for the time being in force) ("IEPF Rules"), dividend, if not paid or claimed for a period of 7 (seven) years from the date of transfer to Unpaid Dividend Account of the Company, are liable to be transferred to the Investor Education and Protection Fund (IEPF). Attention is drawn that during the financial year 2022-23, the Company would be transferring unpaid or unclaimed final dividend amount for the financial year ended 31st March, 2015. In view of this, the Shareholders who have not claimed the dividend for this period and for subsequent periods, are requested to lodge their claim with the Company. The Company regularly sends reminder letters through electronic and/or physical means to all those shareholders whose dividend are lying unclaimed for any year/(s) during the last seven years requesting them to claim the same.

Pursuant to provisions of Section 124(6) of the Act, read with IEPF Rules, all shares on which dividend has not been paid or claimed for seven or more consecutive years are required to be transferred to IEPF. Accordingly, as on date, your Company has transferred 91802 shares (on which dividend remained unpaid or claimed for seven or more consecutive years) held by 401 shareholders to the demat account of IEPF authority. During the year under review, the Company had sent individual notices and issued advertisements in the newspapers, requesting the shareholders to claim their dividends in order to avoid transfer of shares/dividend to the IEPF. In accordance with the provisions of IEPF Rules, the Company has also placed on its website www.centuryply.com, information on dividends which remain unclaimed with the Company as on the date of closure of financial year. The information is also available on the website of the Ministry of Corporate Affairs.

The members who have a claim on the dividends and shares transferred to the IEPF Authority may claim the same by submitting an online application in web Form No. IEPF-5 available on the website www.iepf.gov.in and sending a physical copy of the same, duly signed to the Company, along with requisite documents enumerated in the Form No. IEPF-5. No claims shall lie against the Company in respect of the dividend/shares so transferred.

In accordance with the IEPF Rules, the Board of Directors have appointed Mr. Sundeeep Jhunjhunwala, Company Secretary of the Company, as the Nodal Officer for the purpose of co-ordination with the IEPF Authority.

ANNEXURES

Annexures forming part of this Report of the Directors

The Annexures referred to in this Report containing information required to be disclosed are annexed as under:

Annexure	Particulars
1	Statement containing salient features of the financial statements of subsidiaries/ associate companies/ joint ventures
2	Details of Loans, Guarantees and Investments
3	Secretarial Audit Report
4	Particulars of Employees and Managerial Remuneration
5	Remuneration Policy
6	Dividend Distribution Policy
7	Report on Corporate Social Responsibility
8	Business Responsibility Report
9	Particulars of conservation of energy, technology absorption and foreign exchange earnings and outgo

APPRECIATIONS AND ACKNOWLEDGEMENTS

Your Directors wish to place on record their sincere appreciation for the commitment, solidarity, dedication and hard work put in by every member of the Centuryply family. To them goes the credit for the Company's achievements and realization of new performance milestones.

The Directors take this opportunity to express their deep sense of gratitude to the Banks, Central and State Governments and their Departments, the Local Authorities, Securities and Exchange Board of India, BSE Ltd., National Stock Exchange of India Ltd. and other Regulatory bodies for their continued guidance and support.

Your Directors convey their appreciation for the co-operation and support given to the Company by its vendors, dealers, business associates, consultants, bankers, financial institutions, auditors, solicitors and other stakeholders during the year. The trust and confidence reposed by the customers in the Company and its products is especially cherished.

The Directors are deeply grateful for every person who risked their life and safety to fight this COVID-19 pandemic. The Directors appreciate and value the contribution made by all the front-line workers and those who have gone beyond their duties in battling against the pandemic. Finally, the Directors wish to place on record their special appreciation to the valued Shareholders of the Company for their unstinted support towards fulfilment of its corporate vision.

For and on behalf of the Board of Directors

Sajjan Bhajanka
(DIN: 00246043)

Kolkata, 20th July, 2022

Chairman & Managing Director

ANNEXURE - 1 Form AOC- 1

(Pursuant to first proviso to sub-section (3) of section 129 read with rule 5 of Companies (Accounts) Rules, 2014)
Statement containing salient features of the financial statement of subsidiaries/ associate companies/ joint ventures

Part "A" : Subsidiaries

Sl. No.	Particulars	Name of Subsidiaries														Step-Down Subsidiaries			
		Auro Ply & Door Pvt. Ltd.	Century Ply & Door Ltd.	Ara Suppliers Pvt. Ltd.	Arham Sales Pvt. Ltd.	Adonis Vyaper Pvt. Ltd.	Apanan Viniyog Pvt. Ltd.	Century Infotech Ltd.	Century Panels Ltd.	Century Infra Ltd.	Century Gabon SUARL	Century Myanmar Pvt. Ltd.	Century Ply (Singapore) Pte. Ltd.	Century Ply Laos Co. Ltd.	Century Ply Laos Huesoulin Plywood Lao Co. Ltd.	Asis Plywood Ltd.			
1	Reporting period for the subsidiary concerned, if different from the holding company's reporting period	31 st March, 2022	31 st March, 2022	31 st March, 2022	31 st March, 2022	31 st March, 2022	31 st March, 2022	31 st March, 2022	31 st March, 2022	31 st March, 2022	31 st March, 2022	31 st March, 2022	31 st March, 2022	31 st March, 2022	31 st March, 2022				
2	Reporting currency	INR	INR	INR	INR	INR	INR	INR	INR	INR	INR	INR	INR	US\$	INR				
3	Exchange rate as on the last date of the relevant Financial year in the case of foreign subsidiaries.	-	-	-	-	-	-	-	-	-	0.13	75.81	75.81	75.81	-				
4	Share Capital	100.00	30.00	177.76	177.76	177.76	177.76	499.50	3,605.00	5.00	1,878.07	5,937.50	24.32	419.17	116.99				
5	Reserves & Surplus	2,571.30	(28.66)	(10.93)	(9.59)	(9.83)	(9.78)	(473.35)	(37.07)	-	(687.05)	(1,428.90)	(3,262.66)	(3,455.98)	(320.63)				
6	Total Assets	5,897.99	1.51	167.01	168.34	168.10	168.16	26.39	3,718.09	5.80	2,814.10	4,927.04	864.76	1,244.90	94.01				
7	Total Liabilities	5,897.99	1.51	167.01	168.34	168.10	168.16	26.39	3,718.09	5.80	2,814.10	4,927.04	864.76	1,244.90	94.01				
8	Investments* (except investments in subsidiaries)	-	-	152.54	152.54	152.54	152.54	-	-	-	-	-	-	-	-				
9	Turnover	10,482.14	-	-	-	-	-	30.00	-	-	3,432.95	3,076.39	-	0.03	-				
10	Profit before Tax	72.19	(0.40)	(0.64)	(0.49)	(0.48)	(0.58)	25.03	(36.75)	-	(476.71)	(659.67)	(28.33)	(8.37)	(1.09)				
11	Provision for Tax	12.30	-	-	-	-	-	-	0.32	-	-	-	-	-	-				
12	Profit / (Loss) after Tax	59.89	(0.40)	(0.64)	(0.49)	(0.48)	(0.58)	25.03	(37.07)	-	(476.71)	(659.67)	(28.33)	(8.37)	(1.09)				
13	Proposed Dividend	-	-	-	-	-	-	-	-	-	-	-	-	-	-				
14	Percentage of Shareholding	51.00	100.00	80.00	80.00	80.00	80.00	99.99	100.00	100.00	100.00	100.00	90.00	51.00	100.00				

* Includes investments in property

Other Information

- Names of subsidiaries which are yet to commence operations as on 31st March, 2022 - Century MDF Ltd., Century Panels Ltd. and Century Infra Ltd.
- Names of subsidiaries which have been liquidated or sold during the year - None

Part "B" : Associates and Joint Ventures

The Company does not have any Associate or Joint Venture.

For and on behalf of the Board of Directors

Sajjan Bhajanka

Chairman & Managing Director
DIN:00246043

Sanjay Agarwal

CEO & Managing Director
DIN:00246132

Arun Kumar Julasaria

Chief Financial Officer

Sundeep Jhunjhunwala

Company Secretary

ANNEXURE - 2**Details of loans, guarantees and investments made during the year ended 31st March, 2022**

Name of the entity	Relation	Amount (₹ in Lac)	Particulars of Loans, Guarantees and Investments	Purpose for which the Loan, Guarantee and Investment are proposed to be utilised
Century Infotech Ltd. [®]	Subsidiary	149.60	19,94,640 Equity shares purchased	Business purpose
Century Ply (Singapore) Pte. Ltd. [®]	Subsidiary	24.66	33,000 Equity shares allotted	Business purpose
Century Panels Ltd. [®]	Subsidiary	3,600.00	3,60,00,000 Equity shares allotted	Business purpose
OPG Power Generation Pvt. Ltd. [®]	Other	5.27	45,900 Equity shares purchased	Business purpose
Fine Wood Products Pvt Ltd. [^]	Other	(20.00)	Loan received back	Business purpose
Tiru Complex LLP ^{^^}	Other	(50.00)	Loan received back	Business purpose
Century Infra Ltd. [®]	Subsidiary	5.00	5,00,000 Equity shares allotted	Business purpose
Century Panels Ltd. [#]	Subsidiary	1,451.77	Loan given and received back	Business purpose
Channel Financing to Dealers & Distributors	Other	960.21	Guarantee	Channel Financing
Mutual Fund [§]	Other	(11,054.30)	Redemptions	Cash Management

(The loanees have not made any investments in the shares of the Company)

[®] For more details on investments, refer note no. 4 of the financial statements

[^] Maximum amount due at any point of time during the year-₹ 20 Lac; Year end balance: NIL.

^{^^} Maximum amount due at any point of time during the year-₹ 50 Lac; Year end balance: NIL.

[#] Maximum amount due at any point of time during the year-₹ 1,451.77 Lac; Year end balance: NIL.

[§] Entire amount invested during the previous year redeemed: Year end balance: Nil

For and on behalf of the Board of Directors

Sajjan Bhajanka

(DIN: 00246043)

Chairman & Managing Director

Kolkata, 20th July, 2022

ANNEXURE - 3

FORM NO. MR-3

SECRETARIAL AUDIT REPORT

FOR THE FINANCIAL YEAR ENDED 31ST MARCH, 2022

[Pursuant to section 204(1) of the Companies Act, 2013 and Rule No.9 of the Companies (Appointment and Remuneration of Managerial Personnel) Rules, 2014]

To

**The Members,
CENTURY PLYBOARDS (INDIA) LIMITED**

We have conducted the secretarial audit of the compliance of applicable statutory provisions and the adherence to good corporate practices by CENTURY PLYBOARDS (INDIA) LIMITED (hereinafter called "the Company"). Secretarial Audit was conducted in a manner that provided us a reasonable basis for evaluating the corporate conducts/statutory compliances and expressing our opinion thereon.

The Company's Management is responsible for preparation and maintenance of secretarial and other records and for devising proper systems to ensure compliance with the provisions of applicable laws and regulations.

Based on our verification of the books, papers, minute books, forms and returns filed and other records maintained by the Company and also the information provided by the Company, its officers, agents and authorized representatives during the conduct of secretarial audit and considering the relaxations granted by Ministry of Corporate Affairs and Securities and Exchange Board of India due to COVID-19 pandemic, we hereby report that in our opinion, the Company has, during the audit period for the financial year ended on 31st March, 2022, generally complied with the statutory provisions listed hereunder and also that the Company has proper Board processes and compliance mechanism in place to the extent, in the manner and subject to the reporting made hereinafter:

We have examined the books, papers, minute books, forms and returns filed and other records maintained by the Company for the financial year ended on 31st March, 2022, to the extent applicable, according to the provisions of:

- i) The Companies Act, 2013 ("the Act") and the rules made thereunder;
- ii) The Securities Contracts (Regulation) Act, 1956 and Rules made thereunder;
- iii) The Depositories Act, 1996 and Regulations and Bye-laws framed thereunder;
- iv) The Foreign Exchange Management Act, 1999 and the Rules and Regulations made thereunder to the extent of Foreign Direct Investment, Overseas Direct investment and External Commercial Borrowings;
- v) The Regulations and Guidelines prescribed under the Securities & Exchange Board of India Act, 1992 ("SEBI Act") or by SEBI, to the extent applicable:
 - a) The Securities & Exchange Board of India (Substantial Acquisition of Shares and Takeover) Regulations, 2011;

- b) The Securities & Exchange Board of India (Prohibition of Insider Trading) Regulations 2015;
- c) The Securities & Exchange Board of India (Issue of Capital and Disclosure Requirements) Regulations, 2009 and the Securities and Exchange Board of India (Issue of Capital and Disclosure Requirements) Regulations, 2018;
- d) The Securities and Exchange Board of India (Share Based Employee Benefits) Regulations, 2014 and The Securities and Exchange Board of India (Share Based Employee Benefits and Sweat Equity) Regulations, 2021;
- e) The Securities & Exchange Board of India (Issue and listing of Debt securities) Regulations, 2008;
- f) The Securities & Exchange Board of India (Registrars to an Issue and Share Transfer Agents) Regulations, 1993;
- g) The Securities & Exchange Board of India (Delisting of Equity Shares) Regulations, 2009 and The Securities and Exchange Board of India (Delisting of Equity Shares) Regulations, 2021;
- h) The Securities & Exchange Board of India (Buyback of Securities) Regulations, 2018;
- i) The Securities & Exchange Board of India (Listing Obligations and Disclosure Requirements) Regulations, 2015;
- vi) Other than fiscal, labour and environmental laws which are generally applicable to all manufacturing companies, the following laws/acts are also, inter alia, applicable to the Company:
 - a) The Indian Forest Act, 1927;
 - b) The Water (Prevention and Control of Pollution) Act, 1974;
 - c) The Air (Prevention and Control of Pollution) Act, 1981;
 - d) The West Bengal Forest (Establishment And Regulation of Saw-Mills and other Wood-based Industries) Rules, 1982;
 - e) The Environment (Protection) Act, 1986 and rules there under;
 - f) The Petroleum Act, 1934 and the Petroleum Rules, 2002;

- g) The Legal Metrology Act, 2009 and rules there under;
- h) The Hazardous and Other Wastes (Management and Transboundary Movement) Rules, 2016;
- i) The Insecticides Act, 1968 and the Insecticides Rules, 1971.

We have also examined compliance with the applicable clauses of the Secretarial Standards issued by the Institute of Company Secretaries of India.

During the period under review the Company has generally complied with the provisions of the Act, Rules, Regulations, Guidelines, Standards, etc. mentioned above.

We further report that:

- a) The Board of Directors of the Company is duly constituted with proper balance of Executive Directors, Non-Executive Directors and Independent Directors. The changes in the composition of the Board of Directors that took place during the period under review were carried out in compliance with the provisions of the Act.
- b) Adequate notice is given to all directors to schedule the Board Meetings, agenda and detailed notes on agenda were sent at least seven days in advance, and a system exists for seeking and obtaining further information and clarifications on the agenda items before the meeting and for meaningful participation at the meeting.
- c) None of the directors in any meeting dissented on any resolution and hence there was no instance of recording any dissenting member's view in the minutes.

We further report that there are adequate systems and processes in the Company commensurate with the size and operations of the Company to monitor and ensure compliance with applicable laws, rules, regulations and guidelines.

We further report that during the year under review, the company has passed the following special resolutions:

1. Re-appointment of Mr. Sajjan Bhajanka (DIN: 00246043) as Chairman and Managing Director of the Company for a period of five years with effect from 1st April, 2021;
2. Approval of 'Century Ply Employee Stock Option Plan 2021';
3. Grant of employee stock Options to the employees of Subsidiary Company(ies) of the Company under Century Ply Employee Stock Option Plan 2021;

This report is to be read with our letter of even date which is annexed as Annexure – 1 which forms an integral part of this report.

For MKB & Associates
Company Secretaries
Firm Reg No: P2010WB042700

Manoj Kumar Banthia
Partner

Membership no. 11470

COP no. 7596

UDIN: A011470D000658743

Date: 20.07.2022

Place: Kolkata

ANNEXURE-I

To

**The Members,
CENTURY PLYBOARDS (INDIA) LIMITED**

Our report of even date is to be read along with this letter.

1. Maintenance of secretarial record is the responsibility of the management of the company. Our responsibility is to express an opinion on these secretarial records based on our audit.
2. We have followed the audit practices and processes as were appropriate to obtain reasonable assurance about the correctness of the contents of the Secretarial records. The verification was done on test basis to ensure that correct facts are reflected in secretarial records. We believe that the processes and practices, we followed provide a reasonable basis for our opinion.
3. We have not verified the correctness and appropriateness of financial records and Books of Accounts of the company.
4. Wherever required, we have obtained the Management representation about the compliance of laws, rules and regulations and happening of events, etc.
5. The compliance of the provisions of Corporate and other applicable laws, rules, regulations, standards is the responsibility of management. Our examination was limited to the verification of procedures on test basis.
6. The Secretarial Audit report is neither an assurance as to the future viability of the company nor of the efficacy or effectiveness with which the management has conducted the affairs of the company.

For MKB & Associates
Company Secretaries
Firm Reg No: P2010WB042700

Manoj Kumar Banthia
Partner

Membership no. 11470

COP no. 7596

UDIN: A011470D000658743

Date: 20.07.2022

Place: Kolkata

ANNEXURE - 4

PARTICULARS OF EMPLOYEES

Information required under Section 197 of the Companies Act, 2013, read with Rule 5(2) and 5(3) of the Companies (Appointment and Remuneration of Managerial Personnel) Rules, 2014



Name	Designation	Qualification	Nature of Employment	Nature of duties	Age (Years)	Date of Joining	Experience (Years)	Remuneration received (₹)	Previous Employment	Designation at Previous Employment	Relationship with Director/ Manager
Employed throughout the financial year											
Mr. Ajay Baldawa	Executive Director	B.E. Engg., M.Tech.	Contractual	Production; Project implementation	65	23-Feb-94	40	6,00,00,000	Sarda Plywood Industries Ltd.	General Manager	None
Mr. Prem Kumar Bhajanka	Managing Director	Commerce Graduate	Contractual	Management & administration	64	16-Apr-08	42	5,73,00,000	Century Panels Pvt. Ltd.	Managing Director	None
Mr. Sajjan Bhajanka	Chairman & Managing Director	Commerce Graduate	Contractual	Management, administration & finance	70	5-Feb-86	43	3,97,26,000	None	N.A.	Father of Mr. Keshav Bhajanka
Mr. Sanjay Agarwal	CEO & Managing Director	Commerce Graduate	Contractual	Marketing & sales promotion	61	5-Jan-82	35	3,97,26,000	None	N.A.	Father of Ms. Nikita Bansal
Mr. Vishnu Khemani	Managing Director	Science Graduate	Contractual	Management & administration	70	16-Apr-08	44	2,90,63,000	Sharon Veneers Pvt. Ltd.	Managing Director	None
Mr. Martin Alexander Cameron	Head- Production & Quality	Diploma-Wood Panel Mfg. & Science	Permanent	MDF- Production & Quality control	57	1-Nov-18	38	2,26,05,746	Advance Fiber Limited Thailand	Production Head	None
Mr. Keshav Bhajanka	Executive Director	Graduate (Accounting and Finance)	Contractual	Management & administration	33	28-Jan-16	11	2,10,90,000	None	N.A.	Son of Mr. Sajjan Bhajanka
Ms. Nikita Bansal	Executive Director	Graduate (Economics); Minor in Business and Mathematics	Contractual	Management & administration	33	1-Feb-17	11	2,10,90,000	None	N.A.	Daughter of Mr. Sanjay Agarwal
Mr. Shripal Jain	President - laminate	M.COM.	Permanent	Manufacturing	61	20-Jan-03	39	1,78,22,165	Greenply Industries Ltd.	Commercial Manager	None
Mr. Ratan Rajkhowa	Sr. President (Mfg.)	Science Graduate	Permanent	Manufacturing	59	14-Aug-92	36	1,76,17,854	Premier Industries Pvt. Ltd.	General Manager	None
Mr. Arun Kumar Julasaria	Chief Financial Officer	Commerce Graduate; FCA; FCS	Permanent	Finance, Taxation, Accounts	60	5-Aug-04	37	1,33,20,527	Mani Group	Finance Head	None
Mr. Vivek Agarwal	Vice President (Operations)	M.COM.; MBA	Permanent	Operations	47	1-Apr-08	21	1,14,19,712	Century Panels (P) Ltd.	Commercial Manager	None
Mr. Shankho Chowdhury	Executive LOB Head- Decoratives	B.A. Honours	Permanent	Sales & Marketing	61	1-Aug-13	33	1,22,11,708	Consultancy K	Director	None
Mr. Navarun Sen	Executive LOB Head- Panel	PGDM	Permanent	Sales & Marketing	55	1-Nov-13	31	1,18,79,125	UNINOR	Circle Business Head	None
Mr. Ashutosh Jaiswal	President - IB Division & Logistics	B. Sc.	Permanent	Overall Management	63	1-Jun-94	43	1,12,76,195	M/s. Dutta Exports	Export Executive	None
Employed for part of the financial year											
Mr. Nehal Anil Shah	Chief Strategy Officer	FCA	Permanent	Strategic Planning; Investor Relations	43	2-Aug-21	17	1,51,46,298	ICICI Securities	Vice-president	None

PARTICULARS OF MANAGERIAL REMUNERATION

Read with Rule 5(1) of the Companies (Appointment and Remuneration of Managerial Personnel) Rules, 2014

Requirements of Rule 5(1)	Details		
(i) the ratio of the remuneration of each director to the median remuneration of the employees of the company for the financial year	Executive Directors	Ratio	
	Mr. Sajjan Bhajanka	142.71 : 1	
	Mr. Sanjay Agarwal	142.71 : 1	
	Mr. Prem Kumar Bhajanka	205.85 : 1	
	Mr. Vishnu Khemani	104.41 : 1	
	Mr. Keshav Bhajanka	75.76 : 1	
	Mr. Ajay Baldawa	215.55 : 1	
	Ms. Nikita Bansal	75.76 : 1	
	Mr. Rajesh Kumar Agarwal	32.33 : 1	
	Non-Executive Independent Directors	Ratio	
	Mr. Amit Kiran Deb	1.44 : 1	
	Mr. Debanjan Mandal	1.44 : 1	
	Mr. J. P. Dua	1.44 : 1	
	Ms. Mamta Binani	1.44 : 1	
	Mr. Naresh Pachisia	1.44 : 1	
	Mr. Probir Roy	1.44 : 1	
	Mr. Sunil Mitra	1.44 : 1	
	Mr. Vijay Chhibber	1.44 : 1	
	(ii) the percentage increase in remuneration of each Director, Chief Financial Officer, Chief Executive Officer, Company Secretary or Manager, if any, in the financial year	Executive Directors	Percentage Increase[§]
		Mr. Sajjan Bhajanka	95.30
Mr. Sanjay Agarwal		95.30	
Mr. Prem Kumar Bhajanka		27.73	
Mr. Vishnu Khemani		43.05	
Mr. Keshav Bhajanka		286.09	
Mr. Ajay Baldawa		150.00	
Ms. Nikita Bansal		713.34	
Mr. Rajesh Kumar Agarwal #		57.71	
Non-Executive Independent Directors			
Mr. Amit Kiran Deb		Nil	
Mr. Debanjan Mandal		Nil	
Mr. J. P. Dua		Nil	
Ms. Mamta Binani		Nil	
Mr. Naresh Pachisia*		Nil	
Mr. Probir Roy		Nil	
Mr. Sunil Mitra		Nil	
Mr. Vijay Chhibber		Nil	
CFO & CS			
Mr. Arun Kumar Julasaria (CFO)		(18.35)	
Mr. Sundeep Jhunjunwala (CS)	13.25		
[§] Includes commission on net profit paid to Executive Directors			
[#] Based on overall CTC			
[*] Comparative figures for the previous year NIL.			
(iii) the percentage increase in the median remuneration of employees in the financial year		28.15%	
(iv) the number of permanent employees on the rolls of company (as on 31 st March, 2022)		6339	

Requirements of Rule 5(1)	Details
(v) average percentile increase already made in the salaries of employees other than the managerial personnel in the last financial year and its comparison with the percentile increase in the managerial remuneration and justification thereof and point out if there are any exceptional circumstances for increase in the managerial remuneration	Average percentile increase in salary of non-managerial employees 20.00
	Average percentile increase in salary of managerial employees 146.34 [§]
	[§] Includes commission on net profit paid to Executive Directors
	The increment given to each individual employee is based on the employees' potential, experience as also their performance and contribution to the Company's progress over a period of time. The average increase is also an outcome of the Company's performance and its market competitiveness as against its peer group companies.
(vi) affirmation that the remuneration is as per the remuneration policy of the company	The Company affirms that the remuneration paid during the year ended 31 st March, 2022 is as per the Remuneration Policy of the Company.

Brackets indicate negative figures

For and on behalf of the Board of Directors

Sajjan Bhajanka

(DIN: 00246043)

Chairman & Managing Director

Kolkata, 20th July, 2022

ANNEXURE - 5

REMUNERATION POLICY

1. Preamble

- 1.1 The remuneration policy provides a framework for remuneration paid to the members of the Board of Directors ("Board"), Key Managerial Personnel ("KMP") and the Senior Management Personnel ("SMP") of the Company (collectively referred to as "Executives"). The expression "senior management" shall mean officers/personnel of the listed entity who are members of its core management team excluding board of directors and normally this shall comprise all members of management one level below the chief executive officer/managing director/whole time director/executive director/manager (including chief executive officer/manager, in case they are not part of the Board) and shall specifically include company secretary and chief financial officer.
- 1.2 The policy may be reviewed as and when required by the Nomination and Remuneration Committee of the Board of Directors.

2. Aims & Objectives

- 2.1 The aims and objectives of this remuneration policy may be summarized as follows:
- 2.1.1 The remuneration policy aims to enable the company to attract, retain and motivate highly qualified members for the Board and other executive level and to ensure their long term sustainability.
- 2.1.2 The remuneration policy seeks to enable the company to provide a well-balanced and performance-related compensation package, taking into account shareholder interests, industry standards and relevant Indian corporate regulations.
- 2.1.3 The remuneration policy will ensure that the interests of Board members & senior executives are aligned with the business strategy and risk tolerance, objectives, values and long-term interests of the company and will be consistent with the "pay-for-performance" principle.
- 2.1.4 The remuneration policy will ensure that remuneration to directors, key managerial personnel and senior management involves a balance between fixed and incentive pay reflecting short and long-term performance objectives appropriate to the working of the company and its goals.

3. Principles of remuneration

- 3.1 **Support for Strategic Objectives:** Remuneration and reward frameworks and decisions shall be developed in a manner that is consistent with, supports and reinforces the achievement of the Company's vision and strategy.
- 3.2 **Transparency:** The process of remuneration management shall be transparent, conducted in good faith and in accordance with appropriate levels of confidentiality.
- 3.3 **Internal equity:** The Company shall remunerate the board members, KMP and senior management in terms of their roles within the organisation. Positions shall be formally evaluated to determine their relative weight in relation to other positions within the Company.
- 3.4 **External equity:** The Company strives to pay an equitable remuneration, capable of attracting and retaining high quality personnel. Therefore the Company will remain logically mindful of the ongoing need to attract and retain high quality people, and the influence of external remuneration pressures. Reference to external market norms will be made using appropriate market sources, including relevant and comparative survey data, as determined to have meaning to the Company's remuneration practices at that time.
- 3.5 **Flexibility:** Remuneration and reward offerings shall be sufficiently flexible to meet both the needs of individuals and those of the Company whilst complying with relevant tax and other legislation.
- 3.6 **Performance-Driven Remuneration:** The Company shall entrench a culture of performance driven remuneration through the implementation of the Performance Incentive System.
- 3.7 **Affordability and Sustainability:** The Company shall ensure that remuneration is affordable on a sustainable basis.
- ### 4. Nomination and Remuneration Committee (NRC)
- 4.1 Members of the Committee shall be appointed by the Board and shall comprise of three or more non-executive directors out of which not less than one-half shall be independent directors.
- 4.2 The Committee shall carry out responsibilities as assigned by the Board, which may include the following:-
- 4.2.1 Recommending/ reviewing remuneration of the

- Managing Director(s)/ Whole-time Director(s)/ Executive Directors based on their performance and defined assessment criteria;
- 4.2.2 formulating the criteria for determining qualifications, positive attributes and independence of a director and recommend to the Board a policy, relating to the remuneration of the Directors, Key Managerial Personnel and other employees;
- 4.2.3 identifying persons who are qualified to become directors and who may be appointed in senior management in accordance with the laid down criteria and recommend to the Board their appointment and removal;
- 4.2.4 Formulating the criteria and specifying the manner for effective evaluation of performance of Board, its Committees and individual Directors including independent directors, reviewing its implementation and compliance and also carrying out of such evaluation either by the NRC or the Board or an independent external agency;
- 4.2.5 recommending to the Board, all remuneration, in whatever form, payable to senior management;
- 4.2.6 recommending whether or not to extend or continue the term of appointment of the Independent Directors, on the basis of the report of performance evaluation of Independent Directors;
- 4.2.7 devising a policy on Board diversity
- 4.3 The Committee shall:
- 4.3.1 review the ongoing appropriateness and relevance of the remuneration policy;
- 4.3.2 ensure that all provisions regarding disclosure of remuneration, including pensions, are fulfilled;
- 4.3.3 obtain reliable, up-to-date information about remuneration in other companies;
- 4.3.4 ensure that no director or executive is involved in any decisions as to their own remuneration.
- 4.4 Without prejudice to the generality of the terms of reference to the Remuneration Committee set out above, the Remuneration Committee shall:
- 4.4.1 operate the Company's share option schemes (if any) or other incentives schemes (if any) as they apply to. It shall recommend to the Board the total aggregate amount of any grants to employees (with the specific grants to individuals to be at the discretion of the Board) and make amendments to the terms of such schemes (subject to the provisions of the schemes relating to amendment);
- 4.4.2 liaise with the trustee / custodian of any employee share scheme which is created by the Company for the benefit of employees or Directors; and
- 4.4.3 review the terms of executive Directors' service contracts from time to time.
- ## 5 Procedure for selection and appointment of the Board Members
- ### 5.1 Board membership criteria
- 5.1.1. The Committee, along with the Board, reviews on an annual basis, appropriate skills, characteristics and experience required of the Board as a whole and its individual members. The objective is to have a Board with diverse background and experience in business, government, academics, technology and in areas that are relevant for the Company's global operations
- 5.1.2. In evaluating the suitability of individual Board members, the Committee takes into account many factors, including general understanding of the Company's business dynamics, global business and social perspective, educational and professional background and personal achievements. Directors must possess experience at policy-making and operational levels in large organizations with significant international activities that will indicate their ability to make meaningful contributions to the Board's discussion and decision-making in the array of complex issues facing the Company.
- 5.1.3. Director should possess the highest personal and professional ethics, integrity and values. They should be able to balance the legitimate interest and concerns of all the Company's stakeholders in arriving at decisions, rather than advancing the interests of a particular constituency.
- 5.1.4. In addition, Directors must be willing to devote sufficient time and energy in carrying out their duties and responsibilities effectively. They must have the aptitude to critically evaluate management's working as part of a team in an environment of collegiality and trust.
- 5.1.5. The Committee evaluates each individual with the objective of having a group that best enables the success of the Company's business.
- ### 5.2 Selection of Board Members/ extending invitation to a potential director to join the Board
- 5.2.1. One of the roles of the Committee is to periodically identify competency gaps in the Board, evaluate potential candidates as per the criteria laid above, ascertain their availability and make suitable recommendations to the Board. The objective is

to ensure that the Company's Board is appropriate at all points of time to be able to take decisions commensurate with the size and scale of operations of the Company. The Committee also identifies suitable candidates in the event of a vacancy being created on the Board on account of retirement, resignation or demise of an existing Board member. Based on the recommendations of the Committee, the Board evaluates the candidate(s) and decides on the selection of the appropriate member.

- 5.2.2. The Board then makes an invitation (verbal/written) to the new member to join the Board as a Director. On acceptance of the same, the new Director is appointed by the Board

6. Procedure for selection and appointment of Executives other than Board Members

- 6.1 The Committee shall actively liaise with the relevant departments of the Company to study the requirement for management personnel;
- 6.2 The Committee may conduct a wide-ranging search for candidates for the positions of KMP and SMP within the Company, within enterprises controlled by the Company or within enterprises in which the Company holds equity, and on the human resources market;
- 6.3 The professional, academic qualifications, professional titles, detailed work experience and all concurrently held positions of the initial candidates shall be compiled;
- 6.4 A meeting of the Committee shall be convened, and the qualifications of the initial candidates shall be examined on the basis of the conditions for appointment of KMP and SMP;
- 6.5 Before the selection of KMP or SMP, the recommendations of and relevant information of the relevant candidate(s) shall be submitted to the Board of Directors;
- 6.6 The Committee shall carry out other follow-up tasks based on the decisions of and feedback from the Board of Directors.

7. Compensation Structure

7.1 Remuneration to Non-Executive/ Independent Directors:

The Non-executive/ Independent Directors of the Company are paid remuneration by way of sitting fees only for attending the meetings of the Board of Directors and its Committees. The said sitting fees paid to the Non-executive Directors for the Board Meetings and Committee meetings are fixed by the Board and reviewed from time to time in accordance with applicable law.

The Non-Executive/Independent Directors may be paid commission as the Board may approve from time to time on recommendation of the Nomination and Remuneration

Committee subject to limits prescribed in the Companies Act, 2013 or Rules made thereunder and approved by the shareholders.

Travelling, fooding & lodging expenses of outstation Non-Executive/Independent Directors for attending Board/Committee meetings shall be borne by the Company.

The Independent Directors shall not be entitled to any stock option of the Company.

Where the annual remuneration payable to a single Non-Executive director exceeds fifty per cent of the total annual remuneration payable to all non-executive directors, then approval of the shareholders by special resolution shall be obtained every year.

7.2 Remuneration to Executive Directors, Key Managerial Personnel(s) (KMPs) & Senior Management Personnel(s) (SMPs):

The Company has a credible and transparent framework in determining and accounting for the remuneration of the Managing Director / Whole Time Directors / Executive Directors (MD/WTD/EDs), Key Managerial Personnel(s) (KMPs) and Senior Management Personnel(s) (SMPs). Their remuneration are governed by the external competitive environment, track record, potential, individual performance and performance of the company as well as industry standards.

The remuneration determined for MD/WTD/EDs shall be recommended by the Nomination and Remuneration Committee and approved by the Board of Directors and members at the next general meeting of the Company and by the Central Government in case such appointment is at variance to the conditions specified in Schedule V of the Companies Act, 2013. As a policy, the Executive Directors shall not be paid sitting fee.

In addition to the basic/fixed salary, benefits, perquisites and allowances, the Company may provide for payment to its MDs/ WTD/EDs, such remuneration by way of commission, calculated with reference to the net profits of the Company in a particular financial year, as may be determined by the Board on recommendations made by the Nomination and Remuneration Committee, subject to the overall ceilings stipulated in Section 197 and other applicable provisions of the Companies Act, 2013. The specific amount payable to the MDs/WTD/EDs would be based on their performance.

The fees or compensation payable to Executive directors who are promoters or members of the promoter group, shall be subject to the approval of the shareholders by special resolution in general meeting, if-

- (a) the annual remuneration payable to such Executive

director exceeds rupees 5 crore or 2.5 per cent of the net profits of the Company, whichever is higher; or

- (b) where there is more than one such director, the aggregate annual remuneration to such directors exceeds 5 per cent of the net profits (calculated as per section 198 of the Companies Act, 2013) of the Company.

The Nomination and Remuneration Committee shall recommend the remuneration of the KMP/SMP of the Company. The Compensation for the other employees would be guided by the external competitiveness and internal parity and shall be based on the Key Result Areas (KRAs) identified and the achievement thereof. The increments shall usually be linked to their performance as well as performance of the Company. The remuneration structure can be divided into fixed and variable components and can also include issuance of stock options.

8. Role of Independent Directors

- 8.1 The Independent Directors shall have power and authority to determine appropriate levels of remuneration of executive directors, key managerial personnel and senior management and have a prime role in appointing and where necessary recommend removal of executive directors, key managerial personnel and senior management.

9. Approval and publication

- 9.1 This remuneration policy as framed and revised from time to time by the Committee shall be recommended to the Board of Directors for its approval.
- 9.2 This policy shall be placed on the Company's website.
- 9.3 Necessary disclosures in respect of the policy shall be

made in the Directors Report in the manner stated in the Companies Act, 2013 or any other statute.

10. Supplementary provisions

- 10.1 This Policy shall formally be implemented from the date as may be approved pursuant to a resolution of the Board of Directors.
- 10.2 Any matters not provided for in this Policy shall be handled in accordance with relevant State laws and regulations and the Company's Articles of Association. If this Policy conflict with any laws or regulations subsequently promulgated by the state or with the Company's Articles of Association as amended pursuant to lawful procedure, the relevant state laws and regulations and the Company's Articles of Association shall prevail, and this Policy shall be amended and submitted to the Board of Directors for review and adoption.
- 10.3 The right to interpret this Policy vests in the Board of Directors of the Company.

11. Amendment

Any change in the Policy shall be approved by the Board of Directors or any of its Committees (as may be authorized by the Board of Directors in this regard). The Board of Directors or any of its authorized Committees shall have the right to withdraw and / or amend any part of this Policy or the entire Policy, at any time, as it deems fit, or from time to time, and the decision of the Board or its Committee in this respect shall be final and binding. Any subsequent amendment / modification in the Listing Regulations and / or any other laws in this regard shall automatically apply to this Policy.

12. Effective Date

This Policy is effective from 10th August, 2021.

ANNEXURE - 6

DIVIDEND DISTRIBUTION POLICY

PREAMBLE

The shares of Century Plyboards (India) Limited ('the Company') are presently listed on The National Stock Exchange of India Ltd. (NSE) and BSE Ltd. (BSE). Securities Exchange Board of India (SEBI) vide its Notification No. SEBI/LAD-NRO/GN/2016-17/008 dated July 08, 2016, inserted Regulation 43A in the SEBI (Listing Obligations and Disclosure Requirements) Regulations, 2015 ('Listing Regulations') mandating the formulation of a Dividend Distribution Policy for the top 500 listed entities based on their market capitalisation calculated on March 31 of every financial year. In compliance with the said Regulation, the Company is required to frame a Dividend Distribution Policy ('the/this Policy') which would aid investors in identifying stocks that match their investment objectives.

EFFECTIVE DATE

This Policy is effective from the date of its adoption by the Board on 1st November, 2016.

INTENT AND OBJECTIVE

The intent of the policy is to broadly specify the external and internal factors including financial parameters that shall be considered while declaring dividend and the circumstances under which the shareholders of the Company may or may not expect dividend, etc.

The objective of the Dividend Distribution Policy of the Company is to reward its shareholders by sharing a portion of the profits, whilst also ensuring that sufficient funds are retained for growth of the Company. This policy aims to ensure a regular dividend income for the shareholders and long term capital appreciation for all stakeholders of the Company.

The Company would ensure to strike the right balance between the quantum of dividend paid and amount of profits retained in the business for various purposes. The Board of Directors will refer to the policy while declaring/ recommending dividends on behalf of the Company.

Through this policy, the Company would endeavour to maintain a consistent approach to dividend pay-out plans. This Policy will also regulate the process of dividend declaration and its pay-out by the Company in accordance with the provisions Contained in Companies Act, 2013 read with the applicable Rules framed thereunder, as may be in force for the time being. This Policy intends to act as a guiding tool to the Board for taking decision whether to distribute or to retain its profits, in the best interest of the stakeholders. It should not be construed as an alternative to the decision making process of the Board, which is based on careful consideration of several factors and circumstances. This Policy endeavours for fairness, consistency and sustainability while distributing profits to the shareholders.

CATEGORIES OF DIVIDEND AND PROCESS FOR APPROVAL

The Companies Act provides for two Types of Dividend namely Interim dividend and Final Dividend. The Board of Directors shall have the absolute power to declare interim dividend during the financial year, as and when they consider it fit. The Board of Directors shall have the power to recommend final dividend to the shareholders for their approval in the general meeting of the Company.

Final Dividend

The Final dividend is paid once for the financial year after the annual accounts are prepared. The Board of Directors of the Company has the power to recommend the payment of Final Dividend to the shareholders in a general meeting. The declaration of Final dividend shall be included in the ordinary business items that are required to be transacted at the Annual General Meeting.

Process for approval of Payment of Final Dividend:

- Board shall recommend quantum of final dividend payable to shareholders in its meeting in line with this Policy based on the profits arrived at as per the audited financial statements
- Dividend as recommended by the Board shall be approved/ declared at the annual general meeting of the Company.
- Payment of dividend to the eligible shareholders shall be made within 30 days from the date of declaration or within such time as may be prescribed under applicable law.

Interim dividend

This form of dividend can be declared by the Board of Directors one or more times in a financial year as may be deemed fit by it. The Board of Directors of the Company would declare an interim dividend, as and when considered appropriate, in line with this policy. Normally, the Board could consider declaring an interim dividend after finalization of quarterly (or half yearly) financial statements. This would be in order to supplement the annual dividend or in exceptional circumstances.

Process for approval of Payment of Interim Dividend:

- Board may declare Interim Dividend at its complete discretion, one or more times in a financial year in line with this Policy based on profits arrived at as per quarterly (or half- yearly) financial statements including exceptional items.
- Payment of dividend to the eligible shareholders shall be made within 30 days from the date of declaration or within such time as may be prescribed under applicable law.
- Interim dividend paid during the year shall be confirmed in the annual general meeting, held after the payment of the same.

DIVIDEND GUIDELINE

The Board shall determine the dividend payout in a particular year after taking into consideration the operating and financial performance of the Company, available cash flow, Capex requirements and applicable taxes. Distribution of dividend in kind, i.e. by way of issue of fully or partly paid bonus shares or other securities shall be subject to applicable law.

In the event of inadequacy or absence of profits in any year, the Company may declare dividend out of surplus subject to the fulfilment of conditions specified under the Companies Act, 2013 and rules made thereunder, including any amendment/modifications thereto.

Payment of dividend shall be based on the respective rights attached to each class of shares as per their terms of issue.

Preference Shareholders shall be entitled and paid dividend at the fixed rate as per the terms of issue. In case of the Cumulative Preference Shares, if the Company is not having distributable profits for any certain financial year or the Company is not able to pay the dividend, then this shall be accumulated and be paid later on. Dividend when declared shall be first paid to the preference shareholders of the Company as per the terms and conditions of their issue.

RELEVANT FACTORS FOR CONSIDERATION WHILE DECLARING DIVIDEND

The decision regarding dividend pay-out is a crucial one as it determines the amount of profit to be distributed among shareholders and amount of profit to be retained by the Company for its business. The Board of Directors will endeavour to take a decision with an objective to enhance shareholders wealth and market value of the shares. However, the decision regarding pay-out is subject to several factors and hence, any optimal policy in this regard may be far from obvious.

The Board shall consider the following factors while deciding the dividend pay-out:

Internal Factors:-

a. Profits earned during the year

The profits earned during a financial year is the foremost criteria which impacts dividend pay-out decision.

b. Present & future liquidity requirements of the existing businesses

Availability of adequate operating cash flow is necessary for a business to meet its financial obligations and for running its day-to-day operations. This may impact the Board's decision to declare dividend or retain its profits.

c. Expansion/Modernization of existing businesses

In addition to plough back of earnings on account of depreciation, the Board may also take into consideration the need for replacement of capital assets, expansion and modernization or augmentation of capital stock, including any major capital expenditure proposals.

d. Brand/ Business Acquisitions

Acquisition of brands and businesses, increasing expenditure on marketing, advertising and brand building in the long-run will also influence the Board's decision of declaration of dividend.

e. Additional investments in subsidiaries/associates of the Company

The Company operates in various areas through subsidiaries/ associates and continuously needs to make investments therein. Capital requirements of these entities for expansion and operations also need to be assessed by the Board.

f. Fresh investments into external businesses

The Company is continuously exploring the possibility of establishing its foot-prints overseas in order to secure availability of resources in the long-run. This may lead to substantial capital requirements and may impact dividend distribution.

g. Cost of borrowings

Cost of funds raised/ to be raised from bankers, lending institutions or through issuance of debt securities vis-à-vis ploughing back of profits also needs to be considered while deciding dividend payment.

h. Obligations towards creditors

The Company needs to maintain adequate liquidity to be able to fulfil its obligations towards its creditors within the agreed time. Considering the volume of such obligations and time period of repayment, the decision of dividend declaration shall be taken.

i. Post dividend EPS

Post dividend EPS tends to have substantial impact on market capitalisation and the same also needs to be considered before declaring dividend.

j. Past dividend pay-out

Track record of dividend pay-out in the past and its trend also tends to impact dividend distribution decision.

External Factors:-

Many external factors act as determinants for the amount of dividend proposed to be declared. In such conditions, the Board shall exercise its discretion after due consideration of such factors:

a. State of Economy

In case of uncertain or recessionary economic and business conditions, whether in the National or International markets, Board will endeavour to retain larger part of profits to have adequate reserves to absorb unforeseen and adverse circumstances.

b. Capital Markets

When the markets are favourable, dividend pay-out

can be liberal. However, in case of unfavourable market conditions, Board may resort to a conservative dividend pay-out in order to conserve cash outflows.

c. Taxation and Statutory Restrictions

The Board shall consider the tax regulations in respect of Dividend distribution together with restrictions imposed by any statute, including the Companies Act, with regard to declaration of dividend as may be applicable at the time of declaration of dividend. Changes in policies of the Government with respect to dividend may also impact dividend distribution.

CIRCUMSTANCES UNDER WHICH THE SHAREHOLDERS MAY OR MAY NOT EXPECT DIVIDEND

The Equity Shareholders of the Company may expect dividend only if the Company is having surplus funds after providing all expenses, depreciation, etc. and complying with all other applicable statutory requirements. The decision of dividend payout shall, majorly be based on the factors discussed above considering the balanced interest of the shareholders and the Company.

The shareholders of the Company may not expect dividend under the following circumstances:

- Whenever it undertakes or proposes to undertake a significant expansion project requiring higher allocation of capital;
- Significantly higher working capital requirements adversely impacting free cash flow;
- Whenever it undertakes any acquisitions of business/brand/company or joint ventures requiring significant allocation of capital.
- Whenever it proposes to utilise surplus cash for buy-back of securities; or
- In the event of inadequacy of profits or whenever the Company has incurred losses.

DIVIDEND RANGE

The Company stands committed to deliver sustainable value to all its stakeholders. The Company will strive to distribute an optimal and appropriate level of the profits earned by it in its business and investing activity, with the shareholders, in the form of dividend. As explained in the earlier part of this Policy, determining the dividend pay-out is dependent upon several factors, both internal to a business and external to it. Taking

into consideration the aforementioned factors, the Board will endeavour to maintain a per-share minimum dividend pay-out at the rate of 100% (excluding applicable tax on dividend distribution) of face value of equity shares of the Company, subject to an aggregate maximum pay-out of 25% (including applicable tax on dividend distribution) of distributable profit for the particular year.

The upper limit of dividend will inter alia depend upon available free cash flow generated during the particular financial year.

As mentioned above, for computing the distributable profits for purposes of determining the Dividend, the Board may at its discretion, subject to provisions of the law, exclude any or all of (i) extraordinary charges (ii) exceptional charges (iii) other Comprehensive Income (iv) one off charges on account of change in law or rules or accounting policies or accounting standards (v) provisions or write offs on account of impairment in investments (long term or short term) (vi) non-cash charges pertaining to amortisation or ESoP or resulting from change in accounting policies or accounting standards. Further, the Board may amend the pay-out range, whenever considered appropriate by it, keeping in mind the aforesaid factors having a bearing on the dividend pay-out decision including declaring a Special Dividend under certain circumstances such as extraordinary profits from sale of investments.

UTILIZATION OF RETAINED EARNINGS

The Company always looks forward to deliver maximum to its shareholders by consistently working towards creating a balance between overall Wealth Maximization and Earnings per share. Thus the retained earnings of Company after declaration of dividend (if any), shall be utilized in the manner as considered appropriate by the Board.

PARAMETERS ADOPTED WITH REGARD TO VARIOUS CLASSES OF SHARES

Since the company has issued only one class of equity shares with equal voting rights, all the members of the company are entitled to the same dividend per share.

REVIEW AND AMENDMENT

This Policy will be reviewed periodically by the Board. Alternatively, the Chairman or the Managing Director of the Company shall be jointly/severally authorised to review and amend the Policy, to give effect to any change/amendment required in terms of any applicable law. Such amended Policy shall be periodically placed before the Board for noting and necessary ratification immediately after such changes.

ANNEXURE - 7

Annual Report on Corporate Social Responsibility (CSR) Activities

[Pursuant to clause (o) of sub-section (3) of section 134 of the Companies Act, 2013 and Rule 8 of the Companies (Corporate Social Responsibility Policy) Rules, 2014]

1. Brief outline on CSR Policy of the Company.

Century Plyboards (India) Ltd. engages in a variety of initiatives with the goal of empowering communities to make an impact in three focus areas of education and skills, health and wellbeing and environmental sustainability. Centuryply has always been conscious of its social responsibilities and the environment in which it operates. The Company has, over the years, contributed substantially for development in the field of health, education, culture and other welfare measures to improve the general standards of living in and around its works. The CSR policy encompasses the Company's philosophy for giving back to society as a corporate citizen. The Company takes up programmes that benefit the communities over a period of time, in enhancing the quality of life & economic well-being of the local populace.

CSR activities in the Company are carried out by the Company directly and also by way of contribution / donation to Organizations, Specialized Agencies, Trusts and institutions as may be permitted under the applicable laws from time to time.

The Company recognizes education and health-care as the two main building blocks of any nation and considers the same as priority areas for its CSR activities.

2. Composition of the CSR Committee (as on 31st March, 2022)

Sl. No.	Name of Director	Designation / Nature of Directorship	Number of meetings of CSR Committee held during the year	Number of meetings of CSR Committee attended during the year
1.	Mr. Sajjan Bhajanka	Chairman	1	1
2.	Mr. Rajesh Kumar Agarwal	Member	1	1
3.	Mr. Sunil Mitra	Member	1	1

3. Provide the web-link where Composition of CSR committee, CSR Policy and CSR projects approved by the board are disclosed on the website of the company.

Web-link for composition of the CSR Committee of the Company:

<https://www.centuryply.com/investor-information/Board-and-Committee-Structure.pdf>

Web-link for CSR Policy of the Company:

<https://www.centuryply.com/codes-policies/Policy-on-Corporate-Social-Responsibility.pdf>

Web-link for CSR projects as approved by the Board for the Financial Year 2022-23:

https://www.centuryply.com/investor-information/cpil-csr/csr-projects-for-the-financial-year_2022-23.pdf

4. Provide the details of Impact assessment of CSR projects carried out in pursuance of sub-rule (3) of rule 8 of the Companies (Corporate Social Responsibility Policy) Rules, 2014, if applicable

Not Applicable

5. Details of the amount available for set off in pursuance of sub-rule (3) of rule 7 of the Companies (Corporate Social Responsibility Policy) Rules, 2014 and amount required for set off for the financial year, if any

Sl. No.	Financial Year	Amount available for set-off from preceding financial years (in ₹)	Amount required to be set-off for the financial year, if any (in ₹)
1.	2020-21	----	----
2.	2021-22	71,03,544	----
3.	----	----	----
TOTAL			

6. Average net profit of the company as per Section 135(5): ₹ 25,066.77 Lac

7. (a) Two percent of average net profit of the company as per section 135(5) : ₹ 501.34 Lac
- (b) Surplus arising out of the CSR projects or programmes or activities of the previous financial years.: Nil
- (c) Amount required to be set off for the financial year, if any : Nil
- (d) Total CSR obligation for the financial year (7a+7b-7c) : ₹ 501.34 Lac

8. (a) CSR amount spent or unspent for the financial year:

Total Amount Spent for the Financial Year. (in ₹)	Amount Unspent (in ₹)					
	Total Amount transferred to Unspent CSR Account as per section 135(6).			Amount transferred to any fund specified under Schedule VII as per second proviso to section 135(5).		
	Amount.	Date of transfer.	Name of the Fund	Amount.	Date of transfer.	
508.95 Lac	--	--	--	--	--	

(b) Details of CSR amount spent against ongoing projects for the financial year: NIL

(1)	(2)	(3)	(4)	(5)		(6)	(7)	(8)	(9)	(10)	(11)		
Sl. No.	Name of the Project.	Item from the List of activities in Schedule VII to the Act.	Local area (Yes/No).	Location of the project.	State.	District.	Project duration.	Amount allocated for the project (in ₹).	Amount spent in the current financial Year (in ₹).	Amount transferred to Unspent CSR Account for the project as per Section 135(6) (in ₹).	Mode of Implementation -Direct (Yes/No).	Mode of Implementation -Through Implementing Agency Name	CSR Registration number.
--	--	--	--	--	--	--	--	--	--	--	--	--	--
--	--	--	--	--	--	--	--	--	--	--	--	--	--
--	--	--	--	--	--	--	--	--	--	--	--	--	--
TOTAL													

(c) Details of CSR amount spent against other than ongoing projects for the financial year:

(1)	(2)	(3)	(4)	(5)		(6)	(7)	(8)	
Sl No.	Name of the Project	Item from the list of activities in Schedule VII to the Act.	Local area (Yes/No).	Location of the project. State. District.		Amount spent for the project (in ₹).	Mode of implementation - Direct (Yes/No).	Mode of implementation -Through implementing agency. Name. CSR Registration number.	
1.	Improving literacy among the rural and tribal people in India to achieve economic development by educating and training them and creating awareness about their rights; Providing non-formal primary education through One Teacher; Running of Libraries and providing reading room facilities to general public.	Clause (ii)- promoting education, including special education and employment enhancing vocation skills especially among children, women, elderly and the differently abled and livelihood enhancement project	Yes	West Bengal	Kolkata	1,81,56,404	No	Udayan Care	CSR00000619
			Yes	West Bengal	South 24 Parganas		Yes	Century Ply Vocational Training Centre	N.A.
			Yes	West Bengal	Kolkata		No	Morning Glory School	CSR00007090
			No	Assam	Kamrup		Yes	Sewing School (Palasbari Paridhan kendra & Manpur)	N.A.
			Yes	West Bengal	Kolkata		No	Tagore Foundation School Kolkata	CSR00007876
			Yes	West Bengal	Kolkata		No	RC Calcutta Visionaries Trust	CSR00004750
			Yes	West Bengal	Kolkata		No	Pandit Ravi Kichlu Foundation	CSR00005674
			Yes	West Bengal	South 24 Parganas		No	Help Us Help Them	CSR00002874
			No	Punjab	Hoshiarpur		No	Ashadeep Welfare Society	CSR00012595
			No	Maharashtra	Pune		No	Maharshi Ved Vyas Prastishthan	CSR00002814
			No	Maharashtra	Mumbai		No	Shrimad Rajchandra Aatma Tatva Research	CSR00009252
			Yes	West Bengal	Kolkata		No	Debanjan Sen Foundation	CSR00014735
			Yes	West Bengal	Howrah (S)		No	Keshav Seva Kendra	CSR00014460
			2.	Promoting humanitarian principles and values; Health and Care in the Community; Running and maintenance of Hospitals, offering medical and surgical services to the ailing, and especially, the underprivileged section of the society; Supporting blood banks, HIV/ AIDS programmes; maternity, child and family welfare, nursing etc.	Clause (i)- Eradicating hunger, poverty and malnutrition, promoting health care including preventive health care and sanitation including contribution to the Swachh Bharat Kosh set-up by the Central Government for the promotion of sanitation and making available safe drinking water.		Yes	West Bengal	Kolkata
Yes	West Bengal	Howrah (N)				No	Shree Ram Seva Samity Trust	CSR00012967	
Yes	West Bengal	Kolkata				No	Institute of Celebral Palsy	CSR00001730	
Yes	West Bengal	Purba Medinipur				No	Kurpai Unnayani Society	CSR00011072	
Yes	West Bengal	Kolkata				No	Marwari Relief Society	CSR00006109	
Yes	West Bengal	Kolkata				No	Nagrik Swasthya Sangh	CSR00002886	
Yes	West Bengal	Kolkata				No	Shree Manav Seva Trust	CSR00011270	
Yes	West Bengal	Kolkata				No	Manav Seva Trust	CSR00018898	
Yes	West Bengal	Kolkata				No	Purvanchal Kalyan Ashram	CSR00002322	
Yes	Tamil Nadu	Krishnagiri				No	Vivekananda Yoga Anusandhana Samsthana	CSR00021706	
Yes	West Bengal	Howrah (S)				No	Dr Bholanath Chakravarty Memorial Trust	CSR00014755	
Yes	West Bengal	Kolkata				No	Shree Vishudanand Hospital	CSR00003771	
Yes	West Bengal	South 24 Parganas				No	Nature Cure & Yoga Centre	CSR00009581	
Yes	West Bengal	Kolkata				No	Rural Health Care Foundation	CSR00004725	
No	Assam	Kamrup	Yes	Community Health Centre	N.A.				

(1)	(2)	(3)	(4)	(5)		(6)	(7)	(8)	
Sl No.	Name of the Project	Item from the list of activities in Schedule VII to the Act.	Local area (Yes/No).	Location of the project. State. District.		Amount spent for the project (in ₹).	Mode of implementation - Direct (Yes/No).	Mode of implementation -Through implementing agency. Name. CSR Registration number.	
3.	Protecting Environment; Maintenance of burning ghats; Animal Welfare	Clause (iv)- ensuring environmental sustainability, ecological balance, protection of flora and fauna, animal welfare, agroforestry, conservation of natural resources and maintaining quality of soil, air and water including contribution to the Clean Ganga Fund set-up by the Central Government for rejuvenation of river Ganga.	Yes	West Bengal	North 24 Parganas	1,59,71,170	No	Calcutta Pinjrapole Society	CSR00007320
			Yes	West Bengal	Kolkata		No	Central Kolkata Prerna Foundation	CSR00007631
			No	Uttar Pradesh	Mathura		No	Friends of Vrindaban	CSR00006386
			No	Punjab	Jalandhar		No	Ek Onkar Charitable Trust	CSR00020868
			Yes	West Bengal	Kolkata		No	Agri- horticulture Society of India	CSR00010329
			No	Punjab	Hoshiarpur		Yes	Tree Plantation	N.A.
			No	Assam	Kamrup		Yes	Development of land for children park	N.A.
			No	Assam	Kamrup		Yes	Rural Development project- Fitting and Fixing of Street light	N.A.
			4.	Providing aid during cyclone and covid-19 pandemic	In terms of para (xii) of Schedule VII of the Companies Act, 2013 the CSR expenditure is incurred towards disaster management, including relief, rehabilitation and reconstruction activities			All India	
TOTAL						5,08,95,131			

- (d) Amount spent in Administrative Overheads: Nil
- (e) Amount spent on Impact Assessment, if applicable: Not Applicable
- (f) Total amount spent for the Financial Year (8b+8c+8d+8e): ₹ 508.95 Lac

(g) Excess amount for set off, if any

Sl. No.	Particular	Amount (in ₹)
(i)	Two percent of average net profit of the company as per section 135(5)	501.34 Lac
(ii)	Total amount spent for the Financial Year	508.95 Lac
(iii)	Excess amount spent for the financial year [(ii)-(i)]	7.61 Lac
(iv)	Surplus arising out of the CSR projects or programmes or activities of the previous financial years, if any	Nil
(v)	Amount available for set off in succeeding financial years [(iii)-(iv)]	7.61 Lac

9. (a) Details of Unspent CSR amount for the preceding three financial years:

Sl. No.	Preceding Financial Year	Amount transferred to Unspent CSR Account under section 135 (6) (in ₹)	Amount spent in the Reporting Financial Year (in ₹).	Amount transferred to any fund specified under Schedule VII as per section 135(6), if any.			Amount remaining to be spent in succeeding financial years. (in ₹)
				Name of the Fund	Amount (in ₹).	Date of transfer.	
1.	2018-19	Nil	Nil	Nil	Nil	Nil	Nil
2.	2019-20	Nil	Nil	Nil	Nil	Nil	Nil
3.	2020-21	Nil	Nil	Nil	Nil	Nil	Nil
TOTAL		Nil	Nil	Nil	Nil	Nil	Nil

(b) Details of CSR amount spent in the financial year for **ongoing projects** of the preceding financial year(s): NIL

(1)	(2)	(3)	(4)	(5)	(6)	(7)	(8)	(9)
Sl. No.	Project ID.	Name of the Project.	Financial Year in which the project was commenced.	Project duration.	Total amount allocated for the Project (in ₹).	Amount spent on the project in the reporting Financial Year (in ₹).	Cumulative amount spent at the end of Reporting Financial Year. (in ₹)	Status of the project – Completed /Ongoing.
--	--	--	--	--	--	--	--	--
--	--	--	--	--	--	--	--	--
--	--	--	--	--	--	--	--	--
TOTAL		--	--	--	--	--	--	--

10. In case of creation or acquisition of capital asset, furnish the details relating to the asset so created or acquired through CSR spent in the financial year (asset-wise details).

- (a) Date of creation or acquisition of the capital asset(s).
 (b) Amount of CSR spent for creation or acquisition of capital asset.
 (c) Details of the entity or public authority or beneficiary under whose name such capital asset is registered, their address etc. Not Applicable
 (d) Provide details of the capital asset(s) created or acquired (including complete address and location of the capital asset).

11. Specify the reason(s), if the company has failed to spend two per cent of the average net profit as per section 135(5). Not Applicable

Sanjay Agarwal
 CEO & Managing Director

Sajjan Bhajanka
 Chairman-CSR Committee

Kolkata, 20th July, 2022

ANNEXURE - 8

BUSINESS RESPONSIBILITY REPORT

SECTION A: GENERAL INFORMATION ABOUT THE COMPANY

1. Corporate Identity Number (CIN) of the Company	L20101WB1982PLC034435		
2. Name of the Company	Century Plyboards (India) Ltd. [CPIL]		
3. Registered Address	P-15/1, Taratala Road, Kolkata- 700 088		
4. Website	www.centuryply.com		
5. E-mail ID	investors@centuryply.com		
6. Financial Year reported	2021-22		
7. Sector(s) that the Company is engaged in (industrial activity code-wise)	Sl.	Product	Industrial Activity Code (NIC Code)
	1.	Plywood & Veneer; MDF	1621
	2.	Laminate	1709
	3.	Logistics	5210
8. Three key products/services that the Company manufactures/ provides	<ul style="list-style-type: none"> ➤ Plywood ➤ Laminates ➤ Container Freight Station Services 		
9. Total number of locations where business activity is undertaken by the Company.			
(a) Number of International locations	CPIL through its subsidiaries, has operations in 4 international locations.		
(b) Number of National locations	CPIL has its registered office in Kolkata. It has manufacturing facilities at 7 locations in India (including one under its Subsidiary) and 2 Container Freight Stations at Kolkata. There are 26 marketing offices across the country supported by 40 depots/ warehouses/ showrooms (including 10 regional distribution centres).		
10. Markets served by the Company Local/ State/National/International	CPIL operates across India and also exports its products to Indonesia, Singapore, Mexico, USA, Venezuela, UAE, Israel, Vietnam, Canada and other countries.		

SECTION B: FINANCIAL DETAILS OF THE COMPANY

1. Paid up Capital (INR) (As on 31.03.2022)	22,21,72,990 (Excluding forfeited capital of ₹ 3,54,250)
2. Total Turnover (INR) (FY 2021-22)	3,000.88 crore
3. Total profit after taxes (INR) (FY 2021-22)	325.27 crore
4. Total Spending on Corporate Social Responsibility (CSR) as percentage of profit after tax (%)	1.56 % of profit after tax for FY 2021-22
5. List of CSR activities in which expenditure has been incurred	<p>The major areas as listed under Schedule – VII to the Companies Act, 2013 where CSR expenditure has been incurred:</p> <ul style="list-style-type: none"> ➤ Education Promoting education, including special education and employment enhancing vocational skills especially among children, women, elderly and the differently-abled and livelihood enhancement projects. ➤ Healthcare Eradicating hunger, poverty and malnutrition; promoting health care including preventive health care and sanitation, disaster response, maintenance of hospitals, etc. ➤ Environmental Sustainability & Animal Welfare Ensuring environmental sustainability, ecological balance, animal welfare and conservation of natural resources. ➤ Disaster Relief Providing aid during natural calamities like cyclone and covid-19 pandemic.

SECTION C: OTHER DETAILS

1. Subsidiary Company/ Companies	As on 31 st March, 2022, CPIL has twelve subsidiaries and three step-down subsidiaries. Out of these, three subsidiaries and two step-down subsidiaries are situated outside India.
2. Participation of Subsidiary Company/ Companies in the Business Responsibility (BR) initiatives of the Parent Company? If yes, then indicate the number of such subsidiary company(s)	CPIL engages in diverse BR initiatives throughout the year and also encourages its subsidiaries to participate in its BR initiatives. The subsidiaries also define their initiatives based on their specific context whilst following the principles adopted by the Parent Company.
3. Participation and percentage of participation of other entity/ entities (e.g. suppliers and distributors, among others) that the Company does business with, in the BR initiatives of the Company	CPIL engages with various stakeholders like suppliers, distributors, employees, government and other entities in the value chain. The Company encourages adoption of BR initiatives by its business partners as well. Based on discussions with the suppliers and distributors of the Company, currently less than 30% of its stakeholders participate in the BR initiatives of the Company.

SECTION D: BUSINESS RESPONSIBILITY INFORMATION

1. Details of Director/ Directors responsible for BR																				
(a) Details of the Director/ Directors responsible for implementation of the BR policy/ policies	<table border="1"> <thead> <tr> <th>Sl.</th> <th>Particulars</th> <th>Details</th> </tr> </thead> <tbody> <tr> <td>1</td> <td>DIN</td> <td>00246132</td> </tr> <tr> <td>2</td> <td>Name</td> <td>Mr. Sanjay Agarwal</td> </tr> <tr> <td>3</td> <td>Designation</td> <td>CEO & Managing Director</td> </tr> <tr> <td>4</td> <td>Telephone number</td> <td>033 39403950</td> </tr> <tr> <td rowspan="1">(b) Details of the BR head</td> <td>5</td> <td>e-mail id</td> <td>investors@centuryply.com</td> </tr> </tbody> </table>	Sl.	Particulars	Details	1	DIN	00246132	2	Name	Mr. Sanjay Agarwal	3	Designation	CEO & Managing Director	4	Telephone number	033 39403950	(b) Details of the BR head	5	e-mail id	investors@centuryply.com
	Sl.	Particulars	Details																	
	1	DIN	00246132																	
	2	Name	Mr. Sanjay Agarwal																	
	3	Designation	CEO & Managing Director																	
4	Telephone number	033 39403950																		
(b) Details of the BR head	5	e-mail id	investors@centuryply.com																	
2. Principle-wise (as per NVGs) BR Policy/ policies	<p>The National Voluntary Guidelines on Social, Environmental and Economic Responsibilities of Business released by the Ministry of Corporate Affairs has adopted nine areas of Business Responsibility. These are as follows:</p> <table border="1"> <tr> <td>Principle 1</td> <td>Ethics, Transparency and Accountability Businesses should conduct and govern themselves with Ethics, Transparency and Accountability [P1]</td> </tr> <tr> <td>Principle 2</td> <td>Sustainability of Products & Services across Life-cycle Businesses should provide goods and services that are safe and contribute to sustainability throughout their life cycle [P2]</td> </tr> <tr> <td>Principle 3</td> <td>Employees' Well-being Businesses should promote the wellbeing of all employees [P3]</td> </tr> <tr> <td>Principle 4</td> <td>Stakeholders' Engagement Businesses should respect the interests of, and be responsive towards all stakeholders, especially those who are disadvantaged, vulnerable and marginalized [P4]</td> </tr> <tr> <td>Principle 5</td> <td>Human Rights Businesses should respect and promote human rights [P5]</td> </tr> <tr> <td>Principle 6</td> <td>Environment Business should respect, protect, and make efforts to restore the environment [P6]</td> </tr> <tr> <td>Principle 7</td> <td>Responsible Policy Advocacy Businesses, when engaged in influencing public and regulatory policy, should do so in a responsible manner [P7]</td> </tr> <tr> <td>Principle 8</td> <td>Inclusive Growth and Equitable Development Businesses should support inclusive growth and equitable development [P8]</td> </tr> <tr> <td>Principle 9</td> <td>Customer Value Businesses should engage with and provide value to their customers and consumers in a responsible manner [P9]</td> </tr> </table>	Principle 1	Ethics, Transparency and Accountability Businesses should conduct and govern themselves with Ethics, Transparency and Accountability [P1]	Principle 2	Sustainability of Products & Services across Life-cycle Businesses should provide goods and services that are safe and contribute to sustainability throughout their life cycle [P2]	Principle 3	Employees' Well-being Businesses should promote the wellbeing of all employees [P3]	Principle 4	Stakeholders' Engagement Businesses should respect the interests of, and be responsive towards all stakeholders, especially those who are disadvantaged, vulnerable and marginalized [P4]	Principle 5	Human Rights Businesses should respect and promote human rights [P5]	Principle 6	Environment Business should respect, protect, and make efforts to restore the environment [P6]	Principle 7	Responsible Policy Advocacy Businesses, when engaged in influencing public and regulatory policy, should do so in a responsible manner [P7]	Principle 8	Inclusive Growth and Equitable Development Businesses should support inclusive growth and equitable development [P8]	Principle 9	Customer Value Businesses should engage with and provide value to their customers and consumers in a responsible manner [P9]	
Principle 1	Ethics, Transparency and Accountability Businesses should conduct and govern themselves with Ethics, Transparency and Accountability [P1]																			
Principle 2	Sustainability of Products & Services across Life-cycle Businesses should provide goods and services that are safe and contribute to sustainability throughout their life cycle [P2]																			
Principle 3	Employees' Well-being Businesses should promote the wellbeing of all employees [P3]																			
Principle 4	Stakeholders' Engagement Businesses should respect the interests of, and be responsive towards all stakeholders, especially those who are disadvantaged, vulnerable and marginalized [P4]																			
Principle 5	Human Rights Businesses should respect and promote human rights [P5]																			
Principle 6	Environment Business should respect, protect, and make efforts to restore the environment [P6]																			
Principle 7	Responsible Policy Advocacy Businesses, when engaged in influencing public and regulatory policy, should do so in a responsible manner [P7]																			
Principle 8	Inclusive Growth and Equitable Development Businesses should support inclusive growth and equitable development [P8]																			
Principle 9	Customer Value Businesses should engage with and provide value to their customers and consumers in a responsible manner [P9]																			

Details of compliance

Sl.	Questions	P1	P2	P3	P4	P5	P6	P7	P8	P9
1	Do you have a policy/ policies for.... ?	Y	Y	Y	Y	Y	Y	Y	Y	Y
2	Has the policy being formulated in consultation with the relevant stakeholders?	Y	Y	Y	Y	Y	Y	Y	Y	Y
3	Does the policy conform to any national/ international standards? If yes, specify? (50 words)	Y	Y	Y	Y	Y	Y	Y	Y	Y
		The policies are based on the 'National Voluntary Guidelines on Social, Environmental and Economic Responsibilities of Business' released by the Ministry of Corporate Affairs. They also conform to the spirit of international standards such as ISO 9001, ISO, ILO and OSHA.								
4	Has the policy being approved by the Board? Is yes, has it been signed by MD/ owner/ CEO/ appropriate Board Director?	Y	Y	Y	Y	Y	Y	Y	Y	Y
		The policies have been approved by the Board at its meeting held on 10 th May, 2016 and signed by the CEO and Managing Director.								
5	Does the company have a specified committee of the Board/ Director/ Official to oversee the implementation of the policy?	Y	Y	Y	Y	Y	Y	Y	Y	Y
		The CEO and Managing Director through the Functional Heads of the Departments/ Unit Heads of the Company, oversees the implementation of the policy across the organisation.								
6	Indicate the link for the policy to be viewed online?	https://www.centuryply.com/codes-policies/Business-Responsibility-Policy.pdf								
7	Has the policy been formally communicated to all relevant internal and external stakeholders?	Y	Y	Y	Y	Y	Y	Y	Y	Y
		The policies have been communicated to all the internal and external stakeholders. The same is also made available both on the Company's website as well as intranet.								
8	Does the company have in-house structure to implement the policy/ policies.	Y	Y	Y	Y	Y	Y	Y	Y	Y
9	Does the Company have a grievance redressal mechanism related to the policy/ policies to address stakeholders' grievances related to the policy/ policies?	Y	Y	Y	Y	Y	Y	Y	Y	Y
10	Has the company carried out independent audit/ evaluation of the working of this policy by an internal or external agency?	Y	Y	Y	Y	Y	Y	Y	Y	Y
		The BR policy is evaluated internally.								

3. Governance related to Business Responsibility

Frequency with which the Board of Directors, Committee of the Board or CEO meet to assess the Company's BR performance.

The overall BR performance of the Company is reviewed by the BR Head annually while the varied aspects of BR performance of each department/unit are assessed by the respective department/ unit heads on a regular basis.

Publishing of Business Responsibility or a Sustainability Report, its frequency and hyperlink.

The Company publishes its BR Report on an annual basis as a part of its Annual Report.

The Report can also be accessed on the Company's website at <https://www.centuryply.com/investor-information/Business-Responsibility-Statement-31.3.2021.pdf>

SECTION E: PRINCIPLE-WISE PERFORMANCE

Principle 1: Ethics, Transparency and Accountability

Businesses should conduct and govern themselves with Ethics, Transparency and Accountability

A company's governance practices have a direct bearing on its sustainable growth. Ethics and transparency are fundamental pillars which underline our business activities. As a responsible and leading organization, the Company does its business with utmost integrity and adheres to best governance practices. The Company has always traversed the ethical growth path guided by a principled leadership team, robust governance mechanisms and transparent accounting platforms. This has helped us to boost shareholder trust, gain competitive advantage as well as remain responsible towards all our stakeholders. The Company has adopted and implemented various policies and codes thereby setting the foundation for good corporate governance at the core of all its business transactions and processes. The Company's Code of Conduct for Directors and Senior Management Executives serves as a guiding tool and ensures that principles get translated into consistent practice, thereby leading the Company towards high standards of business conduct. A Whistle Blower Policy/Vigil Mechanism is also in place which provides a channel to the employees and Directors to report to the management, promptly and directly, concerns about unethical behaviour,

actual or suspected fraud or any irregularity in the Company practices or violation of its codes and policies.

Your Company is also cognizant of its responsibility towards protecting and maintaining the confidentiality and disclosure of price sensitive information in accordance with the Securities and Exchange Board of India (Prohibition of Insider Trading) Regulations, 2015. In this regard, the Company has developed its Code of Practices and Procedures for Fair Disclosure of Unpublished Price Sensitive Information which not only conforms to the regulatory requirements but also instils a sense of responsibility among the designated persons for protecting and maintaining confidentiality.

The Company is equally committed to the prevention, deterrence and detection of bribery and other corrupt business practices. With this intent, it has approved and adopted an 'Anti-Bribery and Anti-Corruption Policy' ("ABAC Policy"). The purpose of this Policy is to ensure that our Company sets up adequate procedures to prevent the Company's involvement in any activity relating to bribery, facilitation payments, or corruption, even where the involvement may be unintentional. It requires employees, directors, officers of the Company and third parties subject to this ABAC Policy to recognize questionable transactions, behaviour or conduct, and to take steps to record, comply and follow procedures set in place to deal with such behaviour or conduct.

Information with reference to BRR framework:

- Coverage of the policy relating to ethics, bribery and corruption over the company and its Group/Joint Ventures/ Suppliers/ Contractors/ NGOs/ Others
- Stakeholder complaints received in the past financial year and percentage of complaints satisfactorily resolved by the management.

The policy serves as a roadmap to all employees of the Company and its subsidiaries across all levels and grades. Our Organisation has requisite measures in place to address any concerns pertaining to ethics, bribery, and corruption. These are also communicated to our key associates like vendors, suppliers and contractors and they are asked to practice them in conduct of their businesses.

Stakeholder Complaints	Opening	Received	Resolved	Complaints Resolved (%)
Consumer Complaints	62	1995	2002	97.33%
Investor Complaints	0	3	3	100%
Vendor Complaints	Nil	Nil	--	--

The Company has a structured mechanism in place for all its stakeholders to freely share their concerns and grievances with the Company.

Principle 2: Sustainability of Products & Services across Life-cycle

Businesses should provide goods and services that are safe and contribute to sustainability throughout their life cycle

Wood is a major source of raw material for the wood panel industry. Availability of wood remains a critical challenge and is a serious sustainability concern, especially in a country with limited natural resources and acute income inequities. Raw material linkage plays vital role in plywood industry, as timber logs procurement depends on available expanses of global forests. Environmental policies of local governments influence

quantity of tree logs that can be used for industrial purpose. Over the years, the Company has managed to cater to raw material scarcity well in time and in a sustainable manner.

The Company is committed to conduct its business in an environmentally responsible manner. This policy is rooted in the Company's core values of quality, reliability and trust guided by the best practices and is driven by our aspiration for excellence in the overall performance of our business. Our approach is to add value in such a manner that not only are our products affordable and accessible, but our practices are also sustainable and equitable. The Company has been the pioneer in Boiling Water Resistant (BWR), Borer and Termite proof panels, Germ-free laminate, Antifungal decorative veneer,

providing maximum value and satisfaction to our customers. During outbreak of Covid-19 pandemic and with safety of its stakeholders in mind, the Company, on a war footing basis, developed Virokill technology which is an antiviral chemical based on a nano-engineered highly activated nanoparticle and applied the same to most of its products, thereby ensuring protection against the SARS-COV-2 corona virus. The Company went ahead and developed 'Fire-Wall' technology for its plywood, thereby making it fire retardant. CenturyPly now enriched with Firewall technology is certified as the best in class by Indian Standards (IS 5509), American Society for Testing Material (ASTM E84) and British Standard. (BS476 Part 7) when measured against critical parameters like flammability, spread ability, penetration, smoke developed index.

The Company also strives to raise consumers' awareness through proper product labelling and marketing communications. The Company endeavours to embed the principles of sustainability, as far as practicable, into the various stages of product or service life-cycle. The environmental custodianship and Corporate Citizenship are an integral part of the Company's goal to achieve ecological development along with people development. The Company recognises the responsibility to assess and minimize the ecological impact of our business activities and protecting the ecosystem.

Information with reference to BRR framework:

- | | |
|---|---|
| <p>1. Three products/ services whose design has incorporated social or environmental concerns, risks and/or opportunities.</p> | <p>(a) Introduction of 'Virokill' technology in most of its products which ruptures and kills 99.99% microbes, bacteria, fungus or virus coming in contact with it.</p> <p>(b) Introduction of 'Firewall' technology in plywood offering best-in-class product when measured against critical parameters like flammability, spread ability, penetration, smoke developed index.</p> <p>(c) MDF & Particle Board</p> <p>Apart from the above, the Company continues with its environment friendly products like 'Zykron' and 'Starke'</p> |
| <p>2. Details in respect of resource use (energy, water, raw material etc.)</p> <p>a) Reduction during sourcing/ production/ distribution achieved since the previous year throughout the value chain</p> <p>b) Reduction during usage by consumers (energy, water) has been achieved since the previous year</p> | <p>Emphasis is laid by the Company on researching, developing and producing new technologies. It closely works with its suppliers and vendors to reduce any hazardous environmental impacts in the sourcing stage.</p> <p>Various initiatives undertaken/ continued by the Company for optimal utilisation of resources/ energy:</p> <p>(a) Increased focussed on manufacture of MDF Board and Particle Board which uses residuals of hardwood and softwood as its primary raw, thereby reducing usage of wooden logs.</p> <p>(b) Introduction of High-Capacity Veneer Dryer and VFD (Variable Frequency Drive) Glue Spreaders to reduce energy consumption</p> <p>(c) Rail Lines as well as assembly conveyor lines have been introduced to reduce the forklift operation load.</p> <p>(d) Pipeline transportation of liquid introduced to reduce tanker movement, thereby saving on fuel consumption</p> <p>(e) Chippers installed at generation source to reduce power consumption</p> <p>(f) Replacement of thermic fluid heaters with high capacity modern energy plant to save on fuel, reduce emission and energy consumption.</p> <p>(g) Solar photovoltaic cells installed for energy conservation.</p> <p>(h) Old air-conditioners being replaced with new 5-star inverter air-conditioners</p> <p>(i) DG sets are being operated with the DG Synchronizing Panel, which well distributes the load and controls the DG utility capacity as per requirement, which leads to savings of Diesel.</p> <p>(j) Increased usage of transparent sheets to enhance natural light and save electricity.</p> <p>(k) Installation of STP plant, which has reduced consumption of precious ground water. The treated water is used for watering the greenery in the plant premises.</p> <p>(l) Expansion of solar roof-top panels on factory sheds for increasing generation of power, thereby substantially reducing dependence on fossil fuels and emission of carbon dioxide.</p> |

3. Procedures in place for sustainable sourcing (including transportation) and percentage of your inputs sourced sustainably

The Company focusses on integrating sustainability in the procurement process for its products. An effective inter-department communication mechanism embedded in the SAP system enables the purchase department to act according to production and sales forecasts for the forthcoming periods to ensure optimum raw material procurement.

The Company uses substantial quantity of plantation timber and agro-forestry materials, both of which are sustainable sources of raw materials. The Company also procures face veneer instead of raw timber logs, thereby ensuring raw material sustainability. As on date, the Company is sourcing approximately 15% of its timber logs and veneer from other Countries. The Company, through its Subsidiary, has also set up a veneer processing unit in Gabon to take advantage of availability of Okoume timber for meeting its face veneer requirements. It is already having similar backward integration in Myanmar and Laos for securing availability of raw material. By providing subsidised saplings unconditionally, the Company is encouraging farmers around its manufacturing locations to plant eucalyptus and other trees around their field. The Company is also promoting large-scale plantations of fast growing and short-rotation plant species in the vicinity of our manufacturing facilities, particularly in Punjab and Tamil Nadu. This, in future, may turn out to be a huge source of sustainable supply of raw material for the Company besides adding to the green cover and source of income for the farmers.

The Company has strategically designed its distribution network in order to serve its dealers in the least possible time and transportation cost. This has resulted in better warehouse and inventory management. Further, the Company drives its distribution plan using an ERP (Enterprise Resource Planning) system to optimize freight cost. These initiatives on one hand benefits the Company in terms of time and cost of transportation and on the other hand support environment through reduction in fuel consumption and resultant carbon emission. Also, higher tonnage trucks/ containers are deployed for transportation to save on fossil fuel.

4. Steps taken to procure goods and services from local & small producers, including communities surrounding the place of work and initiatives taken to improve their capacity and capability

The Company has embedded sustainability throughout its procurement supply chain. We procure much of our machinery, spare-parts, consumables and packing materials from medium and small scale manufacturers/ suppliers, preferably located close to our manufacturing units wherever possible. The Company also sources its supplies from various self-help groups. Awareness sessions are conducted for its suppliers on social and environmental issues. Suppliers are provided with managerial and technical assistance to train them on practices and procedures that will ensure improvement in productivity, quality, cost-reduction, delivery and safety. Besides this, much of the Company's production-line work-force is from communities surrounding its factories.

5. Mechanism and percentage of recycling of products and waste

It is the Company's ongoing endeavour to have a mechanism to recycle our products and limit the waste arising out of production. Our objective is to reduce the waste and to minimize the need of raw materials to produce a brand new product. Conversion of logs into veneer and thereafter to plywood is accompanied by incidental waste in some form or the other. Through process technology and operational control measures, the Company endeavours to minimise the generation of product or process waste. Advanced technology is being used to join waste wood veneers together to make it usable as raw material, thereby minimising wastage. The Company also uses most of its wood based wastes as raw material for particle board. At places where it cannot be used as raw-material, these wood-wastes are consumed as fuel in the boilers for generation of heat.

On the other hand, the waste-water generated is treated and used for greenbelt development, thereby ensuring zero effluent discharge.

Therefore, almost all of the product wastes are either recycled or put to secondary use.

Principle 3: Employees' Well-being

Businesses should promote the well-being of all employees

The safety and well-being of the Company's employees is paramount and non-negotiable. The Company follows industry accredited best practices on health and safety across our operations, and conduct all our processes in a responsible manner to safeguard our employees. The Company believes that the power of its people is propelling its progressive growth. Their knowledge, experience and passion to perform are fundamental to building the organisation further. Hence, the Company provides its employees with opportunities that encourage them to excel and ensures a conducive work environment that promotes well-being.

Our workforce is a fine blend of talent from different age groups, genders, castes, domains, religions, cultural backgrounds etc. We nurture talent by providing them the right mix of challenges and opportunities, learning platforms and leading positions, safe workplace and egalitarian work culture along with professional growth and personal development. Diversity and merit are the two enablers of ensuring equality of opportunity for our workforce, at the time of recruitment and during the course of employment. Bias, discrimination and harassment have no room at our workplace.

The Company understand that employees spend a big part of their waking hours in the workplace. Hence, the Company focus on creating a holistic work environment by promoting

health and wellness at the workplace. Fitness and financial wellness sessions are organised from time to time for the benefit of the employees. The Company also encourages and sponsors its employees and their family members to participate in marathons, so as to imbibe a discipline for fitness in them. The Company has schemes for providing ex-gratia financial assistance to its employees on the occasion of marriage and child-birth. In order to ensure adequate protection during the on-going pandemic, your Company has made appropriate sanitization arrangements across all its work-places, distributed preventive medicines and also provided Covid health insurance to its employees. Company has launched 'Centurion Buddy', a one-stop whatsapp based solution for addressing all employee related issues and queries in a time-bound manner.

Recognition and recreation are crucial to motivate the employees to perform to the best of their potential. We have specific modules to reward talent. Some of these means and modules of employee recognition and recreation include:

1. Special celebration to accord due recognition to the retiring employee
2. Long-service award to recognize the loyalty and commitment of employees
3. Family picnics to foster warm and friendly relations.
4. Birthday celebrations.
5. Talent hunt initiatives in the form of 'Centurion Idol'
6. Performance recognition through initiatives like 'Sarvada Sarvottam Ambassadors' and 'Centurion Star'.

Information with reference to BRR framework:

1	Total number of employees	6339		
2	Total number of employees hired on temporary/ contractual/ casual basis.	4858		
3	Number of permanent women employees.	351		
4	Number of permanent employees with disabilities	11		
5	Employee associations recognized by the management.	The Company respects the rights of employees to free association and union representation. The Company has various employee unions and associations at various sites which encourage the employees to participate freely in constructive dialogue with the management.		
6	Percentage of permanent employees who are members of recognized employee association.	42%		
7	Number of complaints relating to child labour, forced labour, involuntary labour, sexual harassment in the last financial year and pending, as on the end of the financial year.	Category	No. of complaints filed during the financial year	No. of complaints pending as on end of the financial year
		Child labour/ forced labour/ involuntary labour	Nil	Nil
		Sexual harassment	Nil	Nil
		Discriminatory employment	Nil	Nil
		The Company has also constituted an Internal Complaints Committee where employees can register their complaints against sexual harassment.		
8	Percentage of under mentioned employees who were given safety & skill up-gradation training in the last year?	Permanent Employees		36%
		Permanent Women Employees		15%
		Casual/ Temporary/ Contractual Employees		22%
		Employees with disabilities		9%

Principle 4: Stakeholders' Engagement

Businesses should respect the interests of and be responsive towards all stakeholders, especially those who are disadvantaged, vulnerable and marginalized

Identifying the stakeholders and engaging with them through multiple channels in order to hear what they have to say about our products and services are essential parts of our sustainability plan. Your Company believes that the performance of business enterprises must be measured in terms of the value they create for society. Company's stakeholders include shareholders and

investors, employees, suppliers, dealers, stockists, retailers, customers, government and regulatory authorities, trade unions, media and local communities around its sites of operations. The Company values the support of its stakeholders and respects the interests and concerns they have towards it. The Company endeavours to identify, prioritise and address the needs and concerns of its stakeholders across businesses and units in a continuous, consistent and systematic manner through effective dialogues, identification of material concerns and their resolution in an equitable and transparent manner.

Information with reference to BRR framework:

1 Mapping of internal and external stakeholders	<p>The Company has mapped its internal and external stakeholders. It uses both formal and informal mechanisms to engage with various stakeholders to understand their concerns and expectations. CPIL has always acknowledged the vital contribution of all in building a sustainable business and has accorded importance to their voices and concerns.</p> <p>The main categories and their mode of engagements are:</p> <table border="1"> <tr> <td data-bbox="480 721 922 783">Investors and shareholders</td> <td data-bbox="922 721 1457 783">General meetings, annual report and Investor meets</td> </tr> <tr> <td data-bbox="480 783 922 845">Employees</td> <td data-bbox="922 783 1457 845">Meetings, newsletters, intranet portal, employee satisfaction survey and trainings</td> </tr> <tr> <td data-bbox="480 845 922 907">Suppliers and dealers</td> <td data-bbox="922 845 1457 907">Site visits and personal/ telephonic interactions/ video conferencing</td> </tr> <tr> <td data-bbox="480 907 922 969">Retailers and Customers</td> <td data-bbox="922 907 1457 969">Customer meets, customer satisfaction survey and web-based interactive portals</td> </tr> <tr> <td data-bbox="480 969 922 1000">Government and regulatory authorities</td> <td data-bbox="922 969 1457 1000">Industry bodies/ forums</td> </tr> <tr> <td data-bbox="480 1000 922 1031">Trade unions</td> <td data-bbox="922 1000 1457 1031">union meetings</td> </tr> <tr> <td data-bbox="480 1031 922 1062">Media</td> <td data-bbox="922 1031 1457 1062">Press releases, media events and announcements.</td> </tr> <tr> <td data-bbox="480 1062 922 1094">Local communities</td> <td data-bbox="922 1062 1457 1094">Personal visits</td> </tr> </table>	Investors and shareholders	General meetings, annual report and Investor meets	Employees	Meetings, newsletters, intranet portal, employee satisfaction survey and trainings	Suppliers and dealers	Site visits and personal/ telephonic interactions/ video conferencing	Retailers and Customers	Customer meets, customer satisfaction survey and web-based interactive portals	Government and regulatory authorities	Industry bodies/ forums	Trade unions	union meetings	Media	Press releases, media events and announcements.	Local communities	Personal visits
Investors and shareholders	General meetings, annual report and Investor meets																
Employees	Meetings, newsletters, intranet portal, employee satisfaction survey and trainings																
Suppliers and dealers	Site visits and personal/ telephonic interactions/ video conferencing																
Retailers and Customers	Customer meets, customer satisfaction survey and web-based interactive portals																
Government and regulatory authorities	Industry bodies/ forums																
Trade unions	union meetings																
Media	Press releases, media events and announcements.																
Local communities	Personal visits																
2 Identification of disadvantaged, vulnerable and marginalised Stakeholders	<p>CPIL identifies disadvantaged, vulnerable and marginalized communities around its manufacturing facilities and continuously works towards their betterment by identifying their needs and expectations. It also identifies disadvantaged, vulnerable and marginalized stakeholders and continuously works towards their betterment.</p>																
3 Are there any special initiatives taken by the company to engage with the disadvantaged, vulnerable and marginalized stakeholders. If so, provide details thereof, in about 50 words or so.	<p>CPIL makes conscious efforts for the communities residing in proximity of its manufacturing units so as to enable them improve their standard of living. Development and deployment of need-based community programmes in the areas of health, education, skill development, sanitation, livelihood etc. constitute a prominent part of Corporate Social Responsibility (CSR) initiatives undertaken by the Company. The Company's vocational training centre imparts carpentry training to local youth, thereby making them self-dependent.</p> <p>Direct engagement with small and marginal suppliers provides an avenue for sustainable livelihood generation and capacity building. MSME vendors are given preference wherever possible, for local procurements.</p> <p>CPIL's policies are designed to protect employees against any kind of discrimination based on caste, religion, geography, educational or social background, gender etc. Regular training at factory helps in the betterment and upliftment of workers.</p> <p>Fair treatment and safeguarding the interests of the contract workforce is important for the Company. Contract labour is deployed at the manufacturing facilities and in other functions, in various non-core activities like housekeeping, canteen operations, warehouse operations and others. Each unit maintains suitable checks and balances to ensure that wage payments, statutory contributions, and other such obligations are met by the contractors. Further, safety training programs which are conducted for employees and workmen are also extended to contractual employees.</p> <p>The Company constantly targets fake products and packaging manufacturers and label printers through raids in collaboration with local authorities and network of business associates as counterfeit products in the market pose a risk to customers as well.</p>																

Principle 5 : Human Rights

Businesses should respect and promote human rights

The Company is an ardent believer in human rights which is evident from the organisation's culture which depicts integrity and respect for human rights. The Company is committed to

respect and protect the human rights of all individuals and it strives to serve all individuals with honesty, just management and fairness. The Company understands that human rights are inherent, universal, indivisible and inter-dependent in nature. The Company upholds the fundamental human rights in line with the legitimate role of business.

Information with reference to BRR framework:

- | | |
|---|---|
| 1 Coverage of the Company's policy on human rights and its extension to the Group/ Joint Ventures/ Suppliers/ NGOs/Others | CPIL respects human rights and its code of conduct demonstrates its commitment towards the preservation of human rights across the value chain. The Company believes that a sustainable organisation rests on ethics and respect for human rights. CPIL's policy on human rights sets the Company's expectations of its Business Channel Partners, Investors and Contractors to adhere to principles of human rights. The Company, within its domain of influence, takes initiatives to promote awareness of human rights across their value chain. The Company encourages its Business Partners to follow the policy and discourages dealings with those who violate human rights. |
| 2 Stakeholder complaints received in the past financial year and percentage of complaints resolved satisfactorily by the management | No complaint was received pertaining to human rights violation during the reporting financial year. |

Principle 6 : Environment

Business should respect, protect, and make efforts to restore the environment

The Company is committed to conduct its business in an environmentally responsible manner. This commitment is consistent with the corporate objectives of the Company and is essential to sustainable development. It constantly endeavours to embed environmental sustainability right at the design and

development stage. Despite using wooden logs as its primary raw material, the Company constantly endeavours to reduce over-consumption of resources and its related environmental impact. Optimal use of resources, reusing and recycling of waste has been embedded in its processes. Efforts to improve performances have resulted in considerable reduction in the use of energy and natural resources. There are several innovative technologies which have been implemented to reduce the energy consumption.

Information with reference to BRR framework:

- | | |
|--|--|
| 1 Coverage of the policy related to Principle 6 and its extension to the Group/ Joint Ventures/ Suppliers/ Contractors/ NGOs/ others | The Company has spread the principles of environmental sustainability across its value chain. These guidelines are communicated to our key associates like vendors, suppliers and contractors and they are encouraged to apply them in conduct of their businesses. We aim to propagate the principles of sustainability throughout our value chain and to all stakeholders. |
| 2 Company's strategies/ initiatives to address global environmental issues such as climate change, global warming, etc. | CPIL has adopted sustainable practices and responsible use of natural resources in order to minimise the environmental impact of its operations. New technologies, implementing process improvements and innovations have been our core areas of investment. The Company is continuously working to control/reduce formaldehyde emission from plywood and HPL by improved glue formulation. The Company also works on its resin manufacturing technology to avoid vacuum distillation at final stage so as to minimise liquid effluent discharge. Treated water is being used for filling of ponds for storing logs, gardening, toilet flushing, fire water storage, road cleaning, etc. The Company has completed installation of roof-top solar photo voltaic panels at all its manufacturing units for generation of power thereby substantially reducing dependence on fossil fuels and emission of carbon dioxide. The Company is also promoting large-scale plantations of fast growing and short-rotation plant species in the vicinity of our manufacturing facilities by distributing free/ subsidised saplings. This helps to improve the green cover and mitigate the impact of global warming. The Company also encourages its Business Partners to join its drive in expanding green cover. |

3	Identification and assessment of potential environmental risks	Identification and assessment of potential environmental risks is an ongoing process at CPIL. Sound environmental management systems are practiced across our manufacturing units. Systems are in place to ensure continuous monitoring of potential environmental risks involved in its operations. For new and upcoming projects, potential environmental risks are identified while preparing Environment Impact Assessment (EIA) and Risk Assessment reports. Accordingly, identified potential environmental risks are addressed at the design stage and also mitigated through incorporation of robust environmental management plan. Environmental audits are carried out regularly which help in identifying potential risks and necessary corrective actions are taken to mitigate the same.
4	Company's initiatives/ projects related to Clean Development Mechanism and environmental compliance report filed	The Company has not applied for any projects under the Clean Development Mechanism. However, we strive for continual improvement in our products, services and processes, and in the value we provide to our customers, employees and the communities we serve. We embrace sustainability as a catalyst for business growth and innovation.
5	Company's initiatives on clean technology, energy efficiency, renewable energy, etc.	<p>The Company dedicatedly endeavours to reduce environmental impacts on our natural resources through implementation of best technology, reduction in use of energy, water conservation, minimization of air emissions, rainwater harvesting and solid waste recycling. Besides those discussed under Principle 2 above, some of the other steps taken in this direction on regular basis are-</p> <ul style="list-style-type: none"> • Energy meters installed at all location to monitor/ control for power optimum utilisation. • Installation of wet scrubbers for air pollution control installed in lamination plant. • Installation of electrical parameters for monitoring of different sections for power control. • Installation of energy efficient equipment, lighting fixtures and also using translucent roofing sheets to use solar light during day time. • Shift towards installation of LED lighting by phasing out conventional Tube Lights/ Sodium/Mercury Halogen lights • Increased use of turbo vents for better air circulation without electrical energy • Roof-top solar photo voltaic projects have been installed at all its manufacturing units for generation of power thereby substantially reducing dependence on fossil fuels and emission of carbon dioxide. • Installation of Concentrated Solar Thermal (CST) technologies for heating water or other thermic fluids by concentrating solar energy for process heat applications in industries by integrating it with an existing boiler/heating system. • Screening and utilization of various bio materials obtainable from natural renewable sources is regularly being experimented to achieve reduction in the use of petroleum based chemicals, thereby reducing generation of industrial wastes and pollution. • Introduction of alternative species of wood veneers for making plywood • Successfully designed, developed and produced the required quantity of wetting agent for our requirement in laminate production, thereby reducing dependence on imported ones.
6	Reporting on the emissions/ waste generated by the Company as per the permissible limits given by CPCB/ SPCB	The Company has been successful in meeting the applicable environmental standards through use of efficient control equipment and robust procedures. The emissions/ waste generated by CPIL is not only within but in many cases, significantly lower than the permissible limits given by the State or Central Pollution Control Boards. The environmental monitoring reports are regularly submitted to CPCB/ SPCB by the Company.
7	Number of show cause/ legal notices received from CPCB/ SPCB which are pending (i.e. not resolved to satisfaction) as on end of Financial Year.	There are no pending or unresolved show cause/ legal notices from CPCB/ SPCB as on 31 st March, 2022.

Principle 7 : Responsible Policy Advocacy

Businesses, when engaged in influencing public and regulatory policy, should do so in a responsible manner

CPIL engages with industry bodies and associations to influence public and regulatory policy in a responsible manner. The Company has always strived to create a positive impact in

the business eco-system and communities by practicing proactive advocacy not for securing certain benefits for industry, but for advocating certain best practices for the benefit of society at large. The Company's engagement with the relevant authorities is guided by the values of commitment, integrity, transparency and the need to balance interests of diverse stakeholders.

Information with reference to BRR framework:

1 Membership in any trade and chamber or association	<p>CPIL has its representation in several business and industrial associations such as-</p> <ul style="list-style-type: none"> (a) MCC Chamber of Commerce and Industry (b) Bharat Chamber of Commerce (c) Indian Chamber of Commerce (d) Federation of Indian Chambers of Commerce and Industry (e) Indian Plywood Industries Research & Training Institute (f) The Bengal Chamber of Commerce and Industry (g) Federation of Indian Plywood and Panel Industry (h) Association of Indian Panelboard Manufacturer (i) Indian Laminate Manufacturers Association
2 Advocating/lobbying through above associations for the advancement or improvement of public good	<p>CPIL through various industry associations participates in advocating matters for advancement of the industry and public good. We actively participate in these forums on issues and policy matters that impact the interest of our stakeholders. We prefer to be part of the broader policy development process and do not practice lobbying on any specific issue, though, at times we had advocated on Economic Reforms and Sustainable Business Principles through them.</p>

Principle 8 : Inclusive Growth and Equitable Development

Businesses should support inclusive growth and equitable development

Inclusive business for the Company means creating economic well-being through employment, skill improvement and access

to markets for the community we operate in. The Company believes in creating opportunities for the people around its operations to enable a sustainable future and ensure inclusive growth. Its community development activities focus on areas that foster development and well-being of communities. CPIL's CSR initiatives are aligned to aspects, such as healthcare, education and environmental sustainability.

Information with reference to BRR framework:

1 Specified programmes/initiatives/projects in pursuit of the policy related to Principle 8	<p>CPIL's core business as well as its corporate social responsibility initiatives supports the principles of inclusive growth and equitable development. The Company believes in being an equal opportunity employer. Policies have even been framed for promoting an inclusive workplace, where the potential of our women employees is leveraged and every woman feels valued, heard and fully involved with the Company.</p> <p>We also work towards targeting fake and counterfeit products available in the market as these pose a serious risk to our customer's well-being as well.</p> <p>The Company's inclusive growth initiatives are focused towards achieving the following objectives:</p> <ul style="list-style-type: none"> 1. Ensuring the well-being of local communities 2. Building self-employment capabilities by imparting carpentry training 3. Empowering women 4. Creating access to healthcare 5. Conserving the environment 6. Promoting education
---	---

2 Modes through which programmes/projects undertaken (through in-house team/ own foundation/ external NGO/ government structures/ any other organization)	Programmes pertaining to Principle 8 are carried out by the Company directly and/or through other Trusts, NGOs and non-profit organizations.
3 Impact assessments for initiatives undertaken	The Company internally performs an impact assessment of its initiatives at the end of each year to understand the efficacy of the program in terms of delivery of desired benefits to the community and to gain insights for improving the design and delivery of future initiatives.
4 Company's direct contribution to community development projects and the details of the projects undertaken.	CPIL's contribution towards community development projects carried under its CSR policy during the reporting period (2021-22) is ₹ 5.09 crore. Details of the same have been provided in 'Annexure-7' of the Board's Report.
5 Steps taken to ensure that community development initiatives are successfully adopted by the community.	<p>CPIL follows a participatory approach in the areas of intervention and encourages participation from communities for planning and implementation purposes. Surveys and focused meetings have been conducted by our businesses and manufacturing units continuously to engage with communities surrounding their operations in order to assess the needs, priorities and expectations of the local community. Initiatives are thus designed and delivered in a transparent manner in line with inputs from the community itself.</p> <p>CPIL undertook programs for providing free of cost training to local people around the Company's works in tailoring and spoken English. The objective of these program is to provide skill development training to local people from economically weaker sections of the society and help to make them more employable.</p>

Principle 9 : Customer Value

Businesses should engage with and provide value to their customers and consumers in a responsible manner

The Company is committed to continuously exceed customer expectations. Customer satisfaction is the key to our growth and success in this line of business. The Company strives hard to provide better services and greatest value to its customers.

Our customers have been our strong pillar of support and over the years of our existence have become our true brand ambassadors. This foundation is supported by our continuous efforts to provide the best quality product, accompanied by the best marketing and technical support. The Company believes in implementing the customer feedback into product development and enhancing user experience.

Information with reference to BRR framework:

1 Percentage of customer complaints/ consumer cases pending as on the end of financial year	2057 customer complaints were received (including 62 pending from previous year) of which 2002 were successfully resolved. Only 55 complaints constituting 2.67% remained pending as on the end of the financial year. Subsequently, most of these complaints have also been resolved. Further, only 8 cases filed by customers/ consumers in various Consumer Courts/ Redressal Forum were pending as on 31 st March, 2022.
2 Display of product information on the product label, over and above what is mandated as per local laws	CPIL adheres to all legal statutes with respect to product labelling and display of product information. The Company also displays all the requisite information and safety guidance which are specific to its products. During the year, the Company started bar-coding of its products, enabling its Customers to verify their genuineness.

- | | |
|---|---|
| 3 Case filed by any stakeholder against the Company regarding unfair trade practices, irresponsible advertising and/or anti-competitive behaviour during the last five years and pending as on the end of financial year. | During FY 2020-21, the Company received a show-cause notice from The Advertising Standards Council of India (ASCI) on a complaint made by Consumer Education and Research Centre (CERC) in relation to the Company's 'Virokill' commercial. The Company had submitted its response to ASCI and has also obtained a stay-order from the court against any further action by ASCI in this regard. |
| | Apart from this, the Company does not have any stakeholder complaints with regard to unethical or unfair trade practices, irresponsible advertising and/or anti-competitive behaviour, which are pending as at 31 st March, 2022. |
| 4 Consumer survey/ consumer satisfaction trends carried out by the Company | Consumer satisfaction is imperative for the success of business. The Company connects with consumer through multiple touch points. Feedback of the end-consumers is also obtained through the numerous dealers and architects empanelled with the Company to understand the product quality. The Company's CFS Division also carries out shipping lines' survey. The Company also has a systematic process for resolution of all complaints and this helps in improving consumer delight. |

For and on behalf of the Board of Directors

Sajjan Bhajanka
(DIN: 00246043)

Chairman & Managing Director

Kolkata, 20th July, 2022

ANNEXURE - 9

Disclosure of the particulars with respect to conservation of energy, technology absorption and foreign exchange earnings and outgo as required under Section 134(3) (m) of the Companies Act, 2013 read with Rule 8(3) of the Companies (Accounts) Rules, 2014.

A. Conservation of Energy

(i) The Company adopted the following measures towards conservation of energy:

- Manual Glue spreader Machines replaced with latest technology VFD (Variable Frequency Drive) Glue Spreaders, to avoid heat loss and to save power.
- Introduction of High-Capacity Veneer Dryer (10 section x 4 deck) to increase production efficiency, reduce manpower and energy requirement.
- Rail Lines as well as assembly conveyor lines have been introduced to reduce the operation of forklifts resulting in energy savings.
- Pipeline transportation of liquid introduced to minimize movement of tanker/ tractors thereby reducing fuel consumption.
- Chipper installed at generation source to save manpower and also to reduce power consumption to 25 HP (saving of 25 HP Electric motor running cost) and transportation (saving of 1.5 tractor 24 hour running cost).
- Modification carried out in old dryers in line with the new ones.
- Replacement of aging thermic fluid heaters with high capacity modern energy plant to save on fuel, reduce emission and energy consumption.
- Solar photovoltaic cells have been installed for energy conservation.
- Old air-conditioners being replaced with new 5-star inverter air-conditioners at factory office, thereby reducing energy consumption by almost 1700 kWh per year per AC (1.5 Ton).
- 2 nos. of new 1000 kVA 11kV/415V transformers installed in place of 3 nos. of old transformers to gain energy efficiency at Kolkata unit.
- DG sets are being operated with the DG Synchronizing Panel, which well distributes the load and controls the DG utility capacity as per requirement, which leads to reduced fuel consumption.
- Commenced operation of new 60 lakh kcal TFH in place of the old 3 nos. of 15 lakh kcal TFH, to achieve fossil fuel efficiency.
- Installation of timer switches to auto control street lights and high mask lights hence avoid wasteful consumption.
- Motor running timers provided in automation system in all the sections to monitor running time of motors to calculate and reduce ideal running time.
- Running of sanding machine most of the time as per TOD timings so as to avoid peak hours of TOD in which electricity consumption / unit rates are maximum.
- Regular monitoring of air leakages in air compressors which form a sizable component in power consumption in utility section.
- Optimization of press cycle to improve quality and reduce power consumption.
- Installation of electrical parameters for monitoring of different sections for power control.
- Installation of turbo vents to improve air circulation without electrical energy.
- Installation of LED lights and phasing out conventional Tube Lights/ Sodium/ Mercury Halogen lights, resulting in power savings.
- Installation of new energy efficient fans which saves energy consumption by almost 225 kWh per year per fan
- Increased usage of sky light sheet which enhances natural light and allows switching off the lighting system during day time.
- The electric distribution network is periodically analysed for corrective and proactive measures to optimise energy usage, ensuring an effective and efficient system of energy distribution.
- Yearly energy audit is conducted and recommendations are implemented to obtain optimum utilisation.

(ii) The steps taken by the Company for utilising alternate sources of energy:

- New ground mounted solar plant of capacity 2.8 MW

has been successfully commissioned at the MDF unit. This has substantially reduced dependence on fossil fuels and emission of carbon dioxide.

- Increased the turbo vents for better air circulation without electrical energy.
- Started usage of wind power energy wherever found viable.

(iii) the capital investment on energy conservation equipment:

Investments, wherever required, for conservation of energy are proactively made by the Company. The Company has a continuous process to monitor and explore ways and means for conservation of energy. The Company has successfully commissioned a 2.8 MW ground-mounted solar power plant at our Hoshiarpur facility at a capex of almost ₹ 12 crore besides enhancing the roof top solar power capacities.

B. Technology Absorption

(i) Efforts made towards technology absorption:

- In-house research being carried out on continuously to develop new and better products and also to improve the quality of existing products.
- Continuous efforts being made to increase usage of environmentally safe ingredients in its products.
- Manual Pedal Chopping Machines replaced with Automatic Core Composer Machine.
- Block Board side cutting process transferred from manual DD Saw to automatic DD saw.
- Introduction of calibrator in plywood manufacturing to minimize the thickness variation in plywood and to ensure smooth surface.
- Face overlying Press with cushion pad and stainless steel plate to ensure a clear finish of the panels.
- Introduction of alternative species of wood veneers for making plywood.
- Introduction of core composers and full size glue spreaders leading to reduction in manpower and increased process efficiency.
- Introduction of pneumatic controlled precise glue spreaders which optimises adhesive application onto veneer surface.
- Introduction of higher width veneer in core composer and finger jointer to produce gap less plywood.
- Introduced mechanisation of veneer processing.

- Successfully designed, developed and produced the required quantity of wetting agent for our requirement in laminate production, thereby reducing dependence on imported ones.
- Developed a new product premium plus low emission, DIR E1 & DWR E1 complying to norms of IS 12406:2021.
- Developed a new fire retardant MDF complying to ASTM-E84.
- Developed CARB Resin in the terms of formaldehyde emission without affecting the existing mechanical properties of CARB Product and in compliance with the formaldehyde emission test standard JIS A 1460.
- Continued with improvisation of its 'Virokill' technology which is an antiviral chemical based on a nano-engineered highly activated nanoparticle.
- Continued with improvisation of its Fire-Wall technology to manufacture fire retardant products, complying to domestic as well as international standards like IS 5509-2000, BS-476 Part-7 and ASTM-E84.
- Use of software I-DEAC (MIND INFO TECH) for generating independent Q R Code for each board to counter duplicity of Company's products.
- Manufacturing process/parameters are continuously monitored and modified wherever required to ensure better productivity both in terms of quantity and quality.
- Collaboration with different research laboratories for development of innovative products.
- Operation of a quality assurance cell to ensure the dispatch of only goods produced under strict process control with specific standard notifications from the factory.
- Participating in national and international conferences, seminars and exhibitions.
- Analysing feedback from users to improve products and services.

(ii) Benefits derived:

- Improvisation of products like Germ Free Laminate, Virokill and Fire-Wall plywood.
- Improved product quantity and quality with value-added features
- Cost reduction, technology up-gradation
- Reduction in manufacturing time
- Customer satisfaction by delivery of diversified range of products

- Better utilisation of resources through improved processes
- Developing import substitutes
- Reduction in rejection and higher recovery of prime grade

(iii) Details of Imported Technology:

The Company has not imported technology during the last three years and wherever required, the Company takes guidance from technical experts as well as from suppliers of machinery within India. On the contrary, the Company endeavored to use indigenous materials instead of imports in laminate manufacture. The wetting agent developed in-house is now on a successful trial and has stopped the import of the chemical.

(iv) Expenditure on R&D:

During the year under review, the Company has not incurred any specific and material capital/recurring expenditure on research and development. Research and Development is carried out in-house using the existing manufacturing setup. The Company is a member of Indian Plywood Industries Research and Training Institute (IPIRTI) and has contributed ₹ 2,34,604 to it. The technologies used by the Company are indigenous.

C Foreign Exchange earnings and outgo

₹ in crore		
Earnings on account of:	2021-22	2020-21
FOB value of exports	137.65	104.51
Total	137.65	104.51
Outgo on account of:		
a) Raw materials	311.66	167.48
b) Capital goods	98.28	4.16
c) Traded goods	27.55	18.98
d) Stores and spare parts	4.52	4.10
e) Transit Stock	18.23	9.21
f) Services	0.42	0.01
g) Travelling expenses	0.06	0.01
h) Interest	1.00	2.14
i) Others	0.13	0.28
Total	461.85	206.37

For and on behalf of the Board of Directors

Sajjan Bhajanka
(DIN: 00246043)

Date: 20th July, 2022

Place: Kolkata

Chairman & Managing Director

MANAGEMENT DISCUSSION AND ANALYSIS

Global economic overview

The global economy grew an estimated 5.9% in 2021 compared to a de-growth of 3.3% in 2020. This improvement was largely due to increased vaccination rollout the world over and a revival in economic activity based on catch-up consumption.

The global economic recovery is attributed to accelerated vaccine rollout across 4.4 billion people, around 56% of the global population (single dose). Global FDI reported an increase from US\$ 929 billion in 2020 to an estimated US\$ 1.65 trillion in 2021.

The global economy was affected by prohibitive shipping freight rates, a shortage of shipping containers and semiconductor chips in 2021, affecting global economic recovery. Inflation was at its highest since 2011, especially in the advanced economies, catalysed by a run up in commodity prices. Some emerging and developing economies were positioned to withdraw policy support to contain inflation even as the economic recovery was still incomplete.

The prominent feature of the global economic activity during the year under review was a sharp revival in commodity prices to record levels following the drop at the time of pandemic outbreak. The commodities that reported a sharp increase in prices comprised steel, coal, oil, copper, foodgrains, fertilisers and gold.

The global economy is projected to grow at a modest 2.6% in 2022 following the Russia-Ukraine crisis. A higher interest rate environment could affect emerging markets and developing economies with large foreign currency borrowings and external financing needs in 2022.

Regional growth (%)	2021	2020
World output	5.9	(3.3)
Advanced economies	5.0	(4.9)
Emerging and developing economies	6.3	(2.4)

Performance of major economies

United States: The country reported GDP growth of 5.7% in 2021 compared to a de-growth of 3.4% in 2020, following the government's investment of trillions of dollars in COVID relief.

China: The country's GDP grew 8.1% in 2021 compared to 2.3% in 2020 despite it being the novel coronavirus epicentre.

United Kingdom: The country's GDP grew 7.5% in 2021 compared to a 9.9% de-growth in 2020.

Japan: The country reported growth of 1.7% in 2021 following a contraction in the previous year.

Germany: The country reported a GDP growth of 2.9% in 2021 compared to a decline of 4.9% in 2020.

Indian economic overview

The Indian economy reported an attractive recovery in 2021-22, its GDP rebounding from a de-growth of 7.3 per cent in 2020-21 to a growth of 8.7 per cent in 2021-22. By the close of 2021-22, India was among the six largest global economies, its economic growth rate was the fastest among major economies (save China), its market size at around 1.40 billion the second most populous in the world and its rural under-consumed population arguably the largest in the world.

Y-o-Y growth of the Indian economy

	FY19	FY20	FY21	FY22
Real GDP growth (%)	6.1	4.2	(6.6)	8.7

Growth of the Indian economy, 2021-22

	Q1, FY22	Q2, FY22	Q3, FY22	Q4, FY22
Real GDP growth (%)	20.3	8.5	5.4	4.1

The Indian economy was affected by the second wave of the pandemic that affected economic growth towards the fag end of the previous financial year and across the first quarter of the financial year under review. The result is that after a growth of 1.6% in the last quarter of 2020-21, the Indian economy grew 20.3% in the first quarter of FY 2021-22 due to the relatively small economic base during the corresponding period of the previous year.

India's monsoon was abundant in 2021 as the country received 99.32% of a normal monsoon, lower though than in the previous year. The estimated production of rice and pulses recorded volumes of 127.93 million tonnes and 26.96 million tonnes respectively. The total oilseeds production of the country recorded a volume of 371.47 million tonnes. Moreover, based on the spatial and temporal distribution of the 2021 monsoon rainfall, the agricultural gross value added (GVA) growth in FY22 is anticipated to be 3-3.5%. The country's manufacturing sector grew an estimated 10.5%, the agriculture sector 3.3%, mining and quarrying by 12.6%, construction by 10.0% and electricity, gas and water supply by 7.8% in FY 2021-22.

There were positive features of the Indian economy during the year under review.

Foreign direct investments (FDI) in India was the highest at US\$ 83.57 billion in FY22, a validation of global investing confidence in India's growth story. The government approved

100% FDI for insurance intermediaries and increased FDI limit in the insurance sector from 49% to 74% in Union Budget 2021-22.

India surpassed the ₹88,000 crore target set for asset monetisation in 2021-22, raising over ₹ 97,000 crore with roads, power, coal, mining and minerals accounting for a large chunk of the transactions.

The Indian government launched a four-year ₹ 6 lakh crore asset monetisation plan (roads and highways, pipelines, power transmission lines, telecom towers, railways station redevelopment, private trains, tracks, goods sheds, dedicated freight corridor, railways stadiums, airports, projects in major ports, coal mining projects, mineral mining blocks, national stadia, redevelopment of colonies and hospitality assets).

In 2021, India was the largest recipient of global remittances. The country received US\$ 87 billion during 2021, with the US being the largest source (20%). India's foreign exchange reserves stood at an all-time high of US\$ 642.45 billion as on September 3, 2021, crossing US\$ 600 billion in forex reserves for the first time.

India's currency weakened 3.59% from ₹ 73.28 to ₹ 75.91 to a US dollar through FY 22. The consumer price index (CPI) of India stood at an estimated 5.3% in FY 2021-22. India reported improving Goods and Services Tax (GST) collections month-on-month in the second half of 2021-22 following the relaxation of the lockdown, validating the consumption-driven improvement in the economy. The country recorded its all-time highest GST collections in March 2022 standing at ₹ 1.42 lakh crore, which is 15% higher than the corresponding period in 2021.

India ranked 62 in the 2020 World Bank's Ease of Doing Business ranking. The country received positive FPIs worth ₹ 51,000 crore in 2021 as the country ranked fifth among the world's top leading stock markets with a market capitalisation of US\$ 3.21 trillion in March 2022.

The fiscal deficit was estimated at ~₹ 15.91 trillion for the year ending March 31, 2022 on account of a higher government expenditure during the year under review.

India's per capita income was estimated to have increased 16.28% from ₹ 1.29 lakh in 2020-21 to ₹ 1.50 lakh in 2021-22 following a relaxation in lockdowns and increased vaccine rollout.

India's tax collections increased to a record ₹ 27.07 lakh crore in FY 2021-22 compared with a budget estimate of ₹ 22.17 lakh crore. While direct taxes increased 49 per cent, indirect tax collections increased 30 per cent. The tax-to-GDP ratio jumped from 10.3 per cent in FY21 to 11.7 per cent in FY22, the highest since 1999.

Retail inflation in March at 6.95 per cent was above the RBI's tolerance level of 6 per cent but fuel prices played no part in

this surge. Retail inflation spiked to a 17-month high in March 2022, above the upper limit of the RBI's tolerance band for the third straight month.

Indian economic reforms and Budget 2022-23 provisions

The Budget 2022-23 seeks to lay the foundation of the Indian economy over the 'Amrit Kaal' period of the next 25 years leading to 100 years of independence in 2047. The government is emphasizing the role of PM GatiShakti, Inclusive Development, Productivity Enhancement & Investment, Sunrise Opportunities, Energy Transition and Climate Action, as well as Financing of Investments.

The capital expenditure target of the Indian government expanded by 35.4% from ₹ 5.54 lakh crore to ₹ 7.50 lakh crore. The effective capital expenditure for FY23 is seen at ₹ 10.7 lakh crore. An outlay of ₹ 5.25 lakh crore was made to the Ministry of Defence, which is 13.31% of the total budget outlay. A boost was provided to India's electric vehicle policy 'Scheme for Faster Adoption and Manufacturing of (Hybrid and) Electric Vehicle in India'. An announcement of nearly ₹ 20,000 crore was made for the PM Gati Shakti National Master Plan to catalyse the infrastructure sector. An expansion of 25,000 km was initiated for 2022-23 for the national highways network. To boost the agricultural sector, an allocation of ₹ 2.37 lakh crore was made towards the procurement of wheat and paddy under MSP operations. An outlay of ₹ 1.97 lakh crore was announced for the Production Linked Incentive (PLI) schemes across 13 sectors.

Outlook

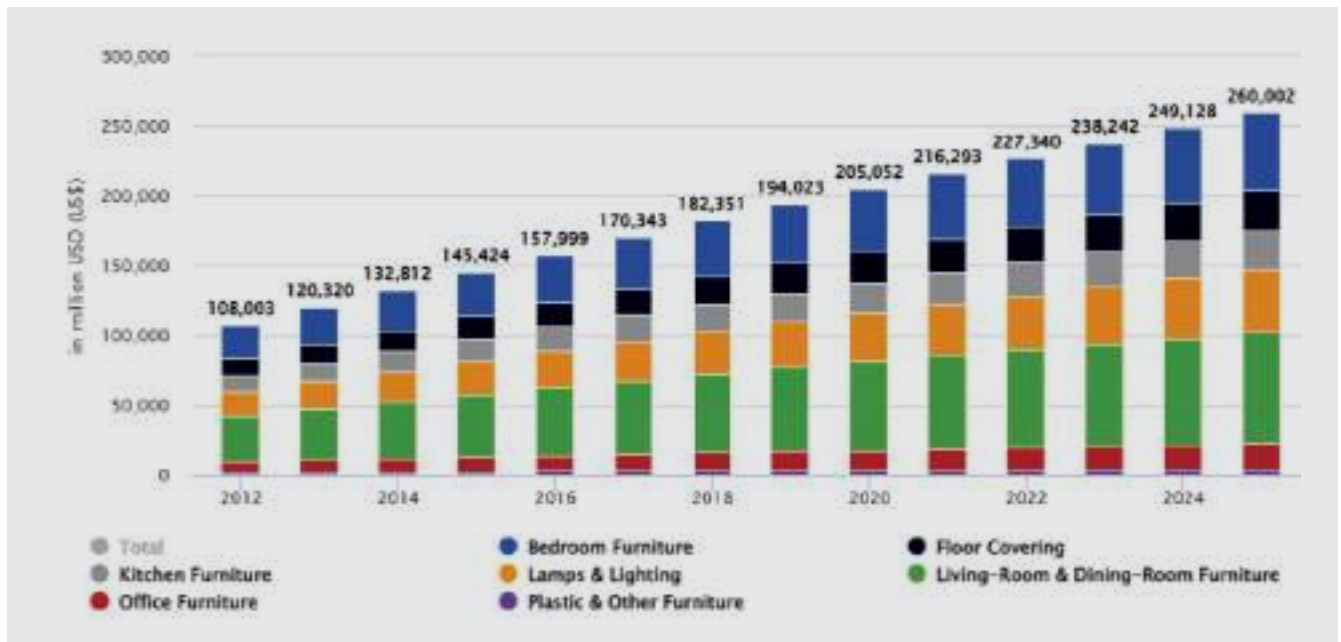
The Indian economy is projected to grow by a little more than 7% in FY23, buoyed by tailwinds of consistent agricultural performance, flattening of the COVID-19 infection curve, increase in government spending, favourable reforms and an efficient roll-out of the vaccine leading to a revival in economic activity.

Across the next three years, capital expenditure in core sectors - cement, metal, oil refining and power - should be about ₹ 5 trillion. Besides, the government's production linked incentives (PLI)-led capex should generate an incremental ₹ 1.4 trillion in sectors like consumer durables, pharmaceuticals and automobiles.

INDUSTRY STRUCTURE AND DEVELOPMENTS

Indian furniture industry overview

The revenue in the Indian furniture industry is estimated to have reached a value of US\$ 216 billion in 2021. The market is projected to grow annually at a rate of 4.71% (CAGR 2021-2025). The largest segment in the market is living room and dining room furniture, with the segment recording a market value of US\$ 66.68 billion in 2021.



Revenues by segment

India is recognised for its unique and exceptional furniture design. On account of its rich handcraft and appealing traditional art and style, the Indian furniture business is well-recognised in India and across the globe. Through the decades, the Indian furniture market has progressed. The market has expanded way beyond chairs and tables, including designed interiors such as wardrobes and sofas. In addition to furniture, which has been a significant part of households a growing middle-class population, rising disposable incomes and increasing number of urban houses are major factors driving the growth of the Indian furniture market. The market is dominated by small unorganised local firms. This dominance has started to reduce with the organised players increasing their contribution to the Indian furniture sector over the last few years. With the arrival of MNCs like IKEA, the share of the organised players in the market is estimated to expand further.

The increasing need for state-of-the-art and adjustable furniture among individuals living in urban areas, accompanied by growing urbanisation in the country and hybrid furniture are key drivers of the Indian furniture market. Besides, the growing trend of online and mobile shopping in the country is anticipated to boost the demand for Indian furniture. Moreover, this demand is also driven by the tourism and hospitality industry as well as the corporate sector. The rising number of hotels and business offices are further driving the demand of the industry.

However, the onset of the COVID-19 pandemic brought about a heavy negative impact on the industry due to the lockdown and restrictions in the beginning days. Moreover, this was indicated by a manufacturing index that showed a drastic decline in the

numbers for March, April and May 2020. The pandemic has also resulted for a need of privacy and personalised space within the house as well for work and study purposes, which resulted in further rise in furniture demand in the country.

Indian plywood sector overview

This plywood business accounted for 53% of the revenues of Century Plyboards in 2021-22. The Indian plywood sector is estimated to have reached a value of US\$ 300 billion in 2021. Over the years, demand for plywood has risen immensely on account of structural strength, flexibility, resistance to chemicals and fire as well as insulation against sound and excessive heat. The result is that it has emerged the preferred choice for doors, stairs, external cladding, flooring, framing, interior rails, balustrades, internal panels and timber joinery products. Based on this product acceptability, plywood market is anticipated to grow to a value of US\$ 408 billion by 2025.

The Indian plywood sector is priority driven by the rising demand for the product from the residential segment. This is facilitated by rising population, shift in lifestyle patterns and increasing number of nuclear families across India. In alignment, there has been an immense rise in the refurbishment and renovation of the existing residential areas, supported by rapid urbanisation, inflation in disposable income and improvement in the living standards of the working population. A majority of this population prefers apartments that are semi-furnished or fully furnished, owing to the associated convenience, which, in turn, will push the demand for plywood in the Indian market.

Indian laminate sector overview

The decorative laminates market of India achieved a value of US\$ 0.7 Billion in 2021. It is predicted to reach US\$ 1.1 Billion by 2026, indicating a CAGR of 10% during 2022-26.

By application, the laminate sector of India is segmented into furniture, building interior and construction, packaging and others. The building interior and construction segment is the main segment that is driving the growth of the laminate sector of India.

In 2021, about 40 million square feet of real estate units was delivered. By 2022, this number is expected to rise to 46 million square feet, due to the growing traction in construction industry. Increasing urbanisation and industrialization have catalysed the growth in construction sector. Laminates, with its new technological advancements and innovations, have emerged as an eco-friendly alternative to timber and this is expected to further drive the growth of laminates.

The Indian laminate industry requested NITI Aayog and the Department for Promotion of Industry and Internal Trade (DPIIT) to incorporate the laminate industry in the production linked incentive (PLI) scheme.

India medium density fibre (MDF) board overview

The MDF segment of the Company accounted for 19% of the revenues of Century Plyboards in 2021-22. The nation's population is gradually getting attracted towards ready-made and easy-to-install furniture due to the rising disposable incomes and rapid urbanisation. This has led to an increased demand for MDF over plywood, defining new-age homes.

The Asia-Pacific region is anticipated to provide enhanced growth opportunities to the MDF industry. The MDF segment has been on a rise in the Chinese and Indian market on account of rising construction activity in regions supported by rapid industrialisation and increasing initiatives by the government, encouraging development of the residential section. The growth of this residential sector, coupled with that of the green building construction, is expected to assist in the rise of the MDF industry.

India is a significant player of MDF, where the product is one of the leading materials used in the country. With the consumers aiming to get a low carbon footprint and modern offices searching for LEED certification, the MDF segment is anticipated to witness an additional growth in the country. This growth will also be driven through rising urbanisation and increase in number of nuclear family households.

Indian particle board market overview

The particle board market of India was estimated to be around US\$ 400 million in 2021. It is further predicted to grow at a CAGR of more than 15% till 2026.

Particle boards are extensively utilized in manufacturing furniture for office spaces, hotels, restaurants, cafes and lodging spaces. Rent for office spaces have grown to approximately 22% in 2021. This, in turn, will create an opportunity for the growth of particle board industry. Many international hotels are expanding their business by making their presence strong in India which

will contribute approximately 47% of the Indian tourism and hospitality sector. This will create a demand for the particleboard industry. The production capacity of Indian particle board industry ranges from 100 to 250 cubic meters per day.

Indian logistics industry overview

This business accounted for 2.6% of the revenues of Century Plyboards in 2021-22. The estimated size of the Indian logistics market is valued at US\$ 215 billion, growing at a CAGR of 10.5% and only 10-15% of the overall market is owned by the organised players. Out of the aforementioned amount, the online vertical is estimated between US\$ 20 and US\$ 30 billion by 2025.

The COVID-19 pandemic has brought about significant changes in the corporate landscape having urged various companies and individuals to reinvent themselves in order to maintain relevance. For instance, the traditional logistics industry was pretty unorganised half a decade back but it is now witnessing a significant shift towards digitisation and contactless operations. While on the demand side, a number of customers that traditionally operated offline have now gone online resulting in a huge explosion of direct-to-consume (D2C) brands seeking to deliver the best of "Made in India" products directly to the customer's doorsteps.

The logistics sector is expected to witness a rise post-COVID as the focus will progressively shift on the entire supply chain of doorstep delivery. This implies an increased focus on warehousing and packing/packaging to enable the smooth flow of goods. Warehousing will see a push mainly on account of higher amount of farm produce to the market. The development of eNAM (National Agriculture Market) predicts well for building more warehousing space as farmers move to the market.

Moreover, the domestic logistics industry is highly segmented and comprising of more than a thousand active players, including large scale domestic players, leading global entities, the express arm of the government postal service and the emerging start-ups specialising in e-commerce deliveries.

Indian real estate sector overview

The Indian real estate sector is estimated to reach a market size of US\$ 1 trillion by 2030, contributing approximately 18-20% of India's GDP. The demand of real estates by data centres will go up by 15-18 million sq. ft. by 2025.

Indian firms are anticipated to raise more than ₹ 3.5 trillion (US\$ 48 billion) through infrastructure and Real Estate Investment Trusts (REIT) in 2022.

The total FDI inflow in the construction sector stood at US\$ 52.48 billion between April 2000 to December 2021.

In 2021, approximately 40 million square feet were delivered in India and is expected to deliver 46 million square feet in 2022.

According to the union budget 2022-23, the government focused on affordable housing segment by increasing allocation

to the flagship Pradhan Mantri Awas Yojana (PMAY) according to the revised estimates for FY2022 and budget estimates for FY2023. The government targets to complete 80 lakh houses in FY2023 with an allocation of Part ₹ 48,000 crore.

SEBI approved REIT platform to allow investments in this sector which will create an opportunity worth ₹ 1.25 trillion (US\$ 19.65 billion) in the Indian market in the years ahead.

Growth drivers

Rising population: The population of India stands at 1.39 billion in 2021 and is expected to surpass that of China by the year 2023. This rise in population is anticipated to have a positive effect on the Indian plywood segment, pushing forward the demand of the same.

Urbanisation: The country's urban regions are witnessing a shift from the rural areas. This shift in population will be complemented by a rise in demand for houses and furniture accordingly.

Demographic dividend: The Indian population's median age is expected to reach 28 years in 2022 as against 30 years of global average. A younger generation is expected to generate a higher demand for ready-made products like wood panel compared to traditional carpentry.

Growing replacement demand: With the disposable income of India rising on account of an economy rebound, the standards of living in the country are shifting more towards modern ways of living. This has led to a rise for wood panel demand in India.

Rise in demand for houses: The Indian real estate market is expected to reach a value of US\$ 1 trillion by 2030. This will, in turn, drive the demand for Indian furniture.

Online retail sector: With houses transferring into new offices since the onset of the pandemic, the employees are now investing in home office furniture. This includes study tables, laptop tables and office chairs, among others. The Indian e-commerce sector which was earlier estimated to reach US\$ 200 billion by 2026 is now expected to hit this target earlier than the estimated time frame.

Rental furniture: Due to rise in financial uncertainty and economic contraction on account of the COVID-19 pandemic, a rising trend was noticed for renting of furniture through online portals instead of buying the furniture for lifetime.

Strengths, Weaknesses, Opportunities and Threats (SWOT)

Strengths

- The Company has a widespread network across India.
- The Company possesses a variety of products which satisfies various customer needs.
- The Company's well-penetrated distribution channel secures sustained product availability.

- The Company's profit depends on its brand value as well as its leadership in the organized market.
- The Company's well-established geographic location of its manufacturing plants, accelerates product turnaround.
- The Company is present in businesses marked by a high entry cost for intending entrants

Weaknesses

- The Company faces tough rivalry in the market mainly from the unorganised players, except in the MDF segment, which is largely an organized market.
- The Company depends on the opinion and recommendation of carpenters, architects and others.
- The Company's profits might get disrupted due to excess supply over demand in various product segments.

Opportunities

- The national per capita income has increased.
- There is a rise in the requirement for organized wood products.
- The millennial population in India is higher than the global average.
- With the launch of GST, there has been a growth of the organised furniture sector.

Threats

- The unorganised players might sell their products at a low price.
- Insufficiency of raw materials.
- Hesitance of timber-rich countries to permit exports without value-addition .
- A steep increase in the prices of raw materials.

Segment overview, 2021-22

Plywood

- The Company retained its leadership in this segment, effectively widening the gap between first and second rank.
- Revenue of the segment increased by 41% during the year under review, valued at ₹ 1,583.81 crore in comparison to ₹ 1,123.17 crore during FY 2020-21.
- EBITDA margin stood at 14.1% as against 10.8% in FY 2020-21.
- Average realisations per unit of the end product strengthened 5.7% over the last year.
- Capacity utilisation was 77.6%.

Laminates

- Revenue of the segment increased from ₹ 415.02 crore in FY 2020-21 to ₹ 574.66 crore.
- EBITDA margin of the segment decreased from 17.9% in FY 2020-21 to 15.7%.

- Average realisations per unit of the end product increased 13.5% compared to last year.
- Capacity utilization was 83.9%.

Medium Density Fibre board

- Revenue from the segment increased 56.1% to ₹ 560.89 crore in comparison to ₹ 359.40 crore in FY 2020-21.
- EBITDA margin stood at 31.7% as against 25.8% in FY 2020-21.
- Total volume witnessed an increase of 20.8% during the year under review, with the current level standing at 177,936 cbm.
- Capacity utilization was 90.6%.

Particle board

- Revenue from the segment increased 67.1% to ₹ 150.81 crore as against ₹ 90.08 crore in FY 2020-21.
- EBITDA margin was 27.0% as against 20.1% in FY 2020-21.
- Total volume increased 32.7% to 72,934 cbm.
- Capacity utilization was 102%.

Logistics

- Revenues declined from ₹ 82.33 crore in FY 2020-21 to ₹ 77.62 crore in FY 2021-22.
- EBITDA margin was 24% in FY 2021-22 as against 29.4% in FY 2020-21.

Discussion on performance, FY 2021-22

Balance Sheet

- Total borrowings including buyers' credit for FY 2021-22 stood at ₹ 196.37 crore compared to ₹ 124.53 crore during FY 2020-21.
- Total net fixed assets for FY 2021-22 stood at ₹ 695.98 crore compared to ₹ 681.72 crore in FY 2020-21.
- Net worth stood at ₹ 1,561.20 crore as on 31st March, 2022 compared to ₹ 1,261.21 crore as on 31st March, 2021, an increase of 24%.
- Inventories increased by 48% from ₹ 330.16 crore as on 31st March, 2021 to ₹ 489.53 crore as on 31st March 2022.

Profit and loss statement

- Revenues from operations increased by 42% from ₹ 2,113.48 crore in FY 2020-21 to ₹ 3,000.88 crore in FY 2021-22.
- EBITDA increased to ₹ 557.33 crore in FY 2021-22 compared to ₹ 334.25 crore in FY 2020-21.
- Profit after tax was witnessed at ₹ 325.27 crore in FY 2021-22, with an increase of 69%.
- Depreciation and amortisation stood at ₹ 67.53 crore in FY 2021-22 compared to ₹ 62.63 crore in FY 2020-21.

Key financial ratio - Significant changes and explanations

Ratio	FY 2021-22	FY 2020-21
Debtors Turnover (Days)	42	51
Inventory Turnover	60 (31 days for raw material and 29 days for finished goods)	57 (34 days for raw material and 23 days for finished goods)
Interest Coverage Ratio	50.96 times	25.17 times
Current Ratio (with short term borrowings)	1.92	1.87
Debt Equity Ratio	0.13	0.09
Operating Profit Margin (%) (EBIT Margin)	16.32%	12.85%
Net Profit Margin (%) / PAT	10.84%	9.09%
Return on Net Worth/ Average Equity	22.99%	16.43%
EBITDA Margin	18.57%	15.82%
Earnings per share (₹)	14.64	8.64
Fixed Asset Turnover Ratio	3.49	3.01
Return on Average capital employed	31.09%	20%

Details of significant changes in the key financial ratios:

- **Interest coverage ratio:** The ratio has significantly improved due to substantial reduction in debt resulting in lower interest payment and increase in profitability.
- **Operating profit margin:** This has increased significantly due to higher profits resulting out of cost reduction, operating leverage and improved realizations
- **Return on net worth/average equity:** This has improved due to increased profitability.
- **Return on average capital employed:** This has improved due to increased profitability and improvement in working capital.
- **Earnings per share:** This has improved due to increased profitability.

Risks management

A sound risk management framework is imperative to the smooth running of the business. The features of a sound risk management framework include lowering chances of surprises, dynamic change management, better change management, optimal resource utilisation and efficient trouble-shooting. The Company aims to enhance shareholder value within the scope of its Board-determined risk appetite, so as to safeguard the interests of all stakeholders.

Century Plyboards has created a progressively de-risked model

Overview

The recent global and national events have underlined the importance of profit protection over linear growth. This is where an effective risk management framework plays a key role. The primary goal of a de-risked business model is safeguarding business interests during periods of economic uncertainty and bringing about a rebound at the time of rebound.

The Company has benefited from the multi-decade experience of the Century Plyboards management to frame an all-encompassing de-risked business model with the following objectives:

- Growth at optimal costs while enhancing competitiveness across market cycles
- Growth with checks and balances
- Engagement with interior infrastructure products
- Significant presence in product segments that allow a wide operating headroom
- Recognition that growth and potent de-risking must go hand-in-hand
- Sustainable growth even during economic sluggishness

Speed and security

Century Plyboards risk management framework promotes growth (assets, revenues, profits and cash flows) with sustainability.

The Company aims to achieve great growth without compromising on its business security which is why the Company functions with the parameter of its robust processes and systems. The Company's moderating debt cost, perpetuation long-term profitability and credit rating validates its 'growth with governance' approach.

How we manage risks in our business

CenturyPly's risk management begins with the identification of potential business downsides and their proactive de-risking, which is instrumental in mitigating risks at an early stage.

The effectiveness of our risk management system is determined by the Company's ability to survive market cycles and unexpected calamities. Consistency in risk management process is the result of corporate consistency: the announcement of a stable corporate strategy, focus on long-term business sustainability over short-term profitability and a clear understanding across all stakeholders of the doables and non-doables within the Company's operating matrix.

Our risk management practices are derived from our guiding principles, which we consistently strive for application across all risk categories. The objective of the Company's Risk Management Committee is to ascertain that the executive management team's risk management framework includes policy, procedures and assessment methodologies that

enable the Company to track and manage organizational risks effectively.

This predictability has brought an improvement in the stability of the process, effort outcomes and strengthened corporate sustainability. In view of this, risk management is not peripheral to the Company's existence but integral to it; it is not just a short-term priority but a long-term essential.

Blueprint

An extensively documented framework is the soul of our governance commitment. The documented framework details what we believe in and how we intend to conduct business. Over the years, this intent was reflected in the various policies addressing all our stakeholders. We have created comprehensive conduct framework on how we – collectively and individually – will engage across a range of operations. Besides, we have dovetailed this process roadmap with an extensive documentation discipline that has not only increased traceability but also strengthened a review process that has aided in corrected deviations with speed, reduced the learning curve, enhanced process predictability and identified benchmarks leading to sustainable improvement. The outcome is that CenturyPly is systems-driven organization, enhancing business sustainability.

Strategic implementation and the risk management cycle

The Company risk management framework covers all aspects of risk right from the strategic to the operational level - risk identification, measurement, analysis and assessment; our risk reporting, limitation (reduction to a level we have deemed appropriate) and monitoring allows us to closely monitor all major risks.

Risk identification: At Century Plyboards, there are numerous systems and indicators (quantitative component) to identify risks. Apart from this, our inherent reporting protocol empowers our executives to report risks as and when they recognize.

Risk measurement: We routinely apply our risk measurement tools for each business function. The risks are measured at different levels depending on the risk definition of the departments.

Analysis and assessment: At Century Plyboards, our risk management practices must contribute to enhancing our financial performance. In this way our financial performance is a validation of the efficiency of our risk management and operating model.

Risk reporting: At Century Plyboards, we periodically evaluate and report the effectiveness of our risk management to the Risk Management and other Committees covering category wise risk and the overall risks. This will potentially generate early alerts that make it possible to engage proactively in initiatives to counter the risks.

Risk management system

In 2021-22, Century Plyboards continued enhance its risk management system for quick identification of risks, evaluation of their materiality and taking measures to reduce their likelihood and losses. Risk management was applied across all management levels and functional areas.

Risk management framework objectives

Our risk management framework recommends protocols for business conduct to ascertain that the risks affecting our business are adequately addressed to achieve our objectives.

- Catalyse executive management in decision-making
- Mitigate the impact of threats and adverse impacts on the business
- Capitalise with speed on opportunities

Implementation

During the period under review, the Risk Management Committee held two meetings.

The Company's Board-approved Risk Management Policy included material risks faced by the Company that were recognised and evaluated. The Company set up a policy framework for prudent project profile management.

The Company adopted efficient project (conceptualization, implementation and sustenance) practices, putting in place sufficient risk mitigation measures.

The risk management framework of Century Plyboards sought to reduce the adverse impact of risks on key business objectives and enabled the Company to recognise and avail opportunities.

The mitigation of our prominent risks, 2021-22

Risks	Potential consequences	Likelihood of sustained risk occurrence	External stimulus and our strategic response
Macro-economic risk: The plywood business and other relevant businesses of the Company are affected by economic factors – national and regional, which in beyond our governance.	<ul style="list-style-type: none"> • The Company's growth may face a bottleneck • This can affect the Company's competitiveness • This can affect the Company's relevance within the region and the sector 	Low	<ul style="list-style-type: none"> • The Indian economy is one of the fastest growing out of major economies • The consumption-driven Indian economy is under-consumed across the products and resources especially related to interior infrastructure • The Company has consistently established its presence as an outperformer, accounting for the largest share of the organised market in India
Political risk: The risk of a change in the government that could change existing policies	<ul style="list-style-type: none"> • A rethink of the existing government policies could affect the prospects of all the related players • This could affect the credit rating of the Company, which represents the highlight of its corporate standing 	Low	<ul style="list-style-type: none"> • Announcements of long-term policies have been made by the Indian government that have enhanced the relevance of the housing and interior infrastructure sector in the country • The government enunciated the need to boost housing for all, which provides the Company with a robust foundation on which it has to grow in a sustainable manner
Regulatory risk: The business is subjected to permissions and restrictions when it comes to raw materials and resources.	<ul style="list-style-type: none"> • This could potentially transform into censure and slowdown in the operations • This could affect the credit-rating of the Company 	Low	<ul style="list-style-type: none"> • The Company is positioned across products, customers and markets in a way that address a growth in humankind's needs for better living • We believe that regulation in a core industry can streamline a largely unorganised sector, resulting in a widened market size and opportunity • The Company's strategies are parallel with the national direction as far as interior infrastructure investments are concerned

Risks	Potential consequences	Likelihood of sustained risk occurrence	External stimulus and our strategic response
<p>Locational risk: The company could invest in the wrong manufacturing location, a risk that cannot be corrected easily</p>	<ul style="list-style-type: none"> The Company could be affected by a downfall in the payback of its investments. This could further affect the overall margins The risk could affect the company's brand and organisational morale 	Low	<ul style="list-style-type: none"> The Company conducts extensive studies across locations for port proximity, land costs and hinterland demand to arrive at an informed decision The robustness of the Company's decision making capability is indicated by each of its plants being profitable and growing year-on-year
<p>Demand risk: There is a risk that the demand prediction for emerging products may not prove to be correct</p>	<ul style="list-style-type: none"> Irregular patterns in demand may affect plant utilisation and revenue predictability 	Low	<ul style="list-style-type: none"> Each of the Company's product segments was selected based on a relatively less explored demand pattern that has only grown over time The Company has selected to deal in a product mix, whose relevance is only likely to grow in a growing India
<p>Competition risk: The business may attract an increase in competitive ports for cargo</p>	<ul style="list-style-type: none"> Rising competition could affect the growth of the Company and hence, its margins 	Low	<ul style="list-style-type: none"> Century Plyboards is the largest player in the Indian interior infrastructure market on account of strength of the largest capacity and the lowest operating costs The Company has established a respect for enhancing the appearance and longevity of customers' interiors
<p>Geographic focus risk: The business focus on few geographies could cause risks of volatility in weather patterns, affecting access to resources.</p>	<ul style="list-style-type: none"> This could moderate the Company's operational and logistical competitiveness This, in turn, could affect the confidence of the stakeholders 	Low	<ul style="list-style-type: none"> The Company made years of investments in data-based research before it came to the selection of the geographies of its presence (manufacturing and resource access) The Company is yet to face any decline in its productivity based on irregular (though fleeting) weather patterns The Company had invested in seven manufacturing locations across seven States at the close of 2021-22, including one through its Subsidiary. The Company has initiated material investment in its Subsidiary's upcoming project at Andhra Pradesh and majority of which will be made starting FY 2022-23.
<p>Project management risk: The inability to commission projects on schedule, may adversely affect the Company's reputation in the market</p>	<ul style="list-style-type: none"> This could result in a decline in revenue inflow This could cause a rise in the project cost and affect long-term project viability 	Low	<ul style="list-style-type: none"> The Company coordinated across various functions of resource assessment, land acquisition, construction readiness, technical studies and supply chain management, which resulted in projects being implemented faster than the sectorial benchmark The Company drew on its management experience from its long-standing projects to commission projects on schedule and within the budgeted cost

Risks	Potential consequences	Likelihood of sustained risk occurrence	External stimulus and our strategic response
<p>Receivables risk: An inability to sell products to the credible customers could have a negative impact on the receivables and revenues.</p>	<ul style="list-style-type: none"> • Low quality sales could result in slower inflows and probable default, mandating provisions and write-offs • A low revenue visibility could improve the risk quotient of sales 	Low	<ul style="list-style-type: none"> • The Company worked with credible customers who ensured cash flows on time and virtually no default in payments • The Company worked with a receivables cycle of 42 days in 2021-22 compared with 51 days in 2020-21
<p>Debt repayment risk: A failure in repayment or servicing could affect reputation and prospects of the Company</p>	<ul style="list-style-type: none"> • This could affect the possibility of additional debt to be raised • This could affect the Company's credit and its prospects in debt mobilisation at a low cost for future expansion 	Low	<ul style="list-style-type: none"> • The Company worked with virtually no debt on its books • The Company did not miss any payment to lenders in almost thirty years of business existence • The interest cover of the Company was high at 50.96 in 2021-22, indicating virtually the absence of debt
<p>People risk: The company could fail to retain or attract competent professionals</p>	<ul style="list-style-type: none"> • This could affect the Company's ability to leverage knowledge, affecting its brand, and reducing productivity and profitability 	Low	<ul style="list-style-type: none"> • The Company is a preferred employer in the industry • The Company has among the highest talent retention rates within its sector • The Company offers unmatched professional and personal growth opportunities within the sector
<p>Environment risk: The Company may find it exhausting to match the tightening global ESG standards</p>	<ul style="list-style-type: none"> • This could invite censure, criticism and the possibility of some environmentally-conscious OEM customers shifting their business towards competing companies 	Low	<ul style="list-style-type: none"> • The Company has made huge investments in the moderation its carbon footprint and extension beyond the regulatory requirements of the day • The Company anticipates to derive 25% of its electricity requirements from renewable energy by FY 2022-23
<p>Safety risk: The business of manufacturing and transportation could be affected by low safety standards</p>	<ul style="list-style-type: none"> • Low safety could affect the company's respect • Human injury could affect worker morale 	Low	<ul style="list-style-type: none"> • The Company has made extensive investments in mechanisation to enhance physical safety • The Company deepened its safety orientation in an overarching culture, training and SOP-based processes
<p>Liquidity risk: The Balance Sheet of the Company may be stretched due to greater investment requirements</p>	<ul style="list-style-type: none"> • This risk may affect the liquidity and gearing of the Company • This may, in turn, affect the Company's credit rating and its capacity of low cost resource mobilisation for future investment 	Low	<ul style="list-style-type: none"> • The Company possesses adequate liquidity to fund the existing growth needs without withdrawal of debt or any bargaining of Balance Sheet integrity • The Company is virtually debt-free, which is fiscally prudent and comfortable

Risks	Potential consequences	Likelihood of sustained risk occurrence	External stimulus and our strategic response
Innovation risk: The Company's brand could suffer in case of no new product launch	<ul style="list-style-type: none"> Slow portfolio rejuvenation could have a negative impact on the Company's brand among trade partners, resulting in lower engagement 	Low	The R&D team of the Company consistently introduces new products that keep trade channels energised and the end consumer engaged.
Distribution risk: Dependence on one geographic region could affect the Company's growth if that particular region faces sluggish demand.	<ul style="list-style-type: none"> This could affect the PAN-India presence of the Company This could in turn and over time affect the Company's ability to capitalise on an increase in demand 	Low	Century Ply's products benefit from availability throughout the nation through 28 marketing offices, covering almost all the cities and townships. The Company enjoys a presence in over 12 countries.
Forex fluctuation risk: Volatility in foreign currency exchange rates.	<ul style="list-style-type: none"> Any volatility in currency valuations could have an impact on the bottom-line. 	Medium	The Company manages the currency risk by monitoring exposures and then hedging the forex exposure. It avails Short-term Loan by way of Cross Currency Interest Rate Swap (STL- CCIRS) in place of buyer's credit as the same is a cheaper mode of working capital financing while managing forex fluctuations.

Human resources and industrial relations

The Company is one of the most sought-after employers in the industry as it gives employees an opportunity to take their career to the next level. The Company's manpower comprises both freshers as well as experienced professionals. During FY22, the Company conducted both competency related and soft skills training programmes for its workers and employees. The Company's employee strength stood at 6339 as on 31st March 2022.

Internal control systems and their adequacy

The Company has already put in place an effective internal control system which undergoes continuous review. The findings of internal reviews are actioned and additional corrective measures are taken to enhance efficiency levels, if and when required. During last year, the Company has initiated several digital transformation projects to automate and bring in efficiency. As part of overall digitalization, the Company has decided to rebuild the Digital Core and to upgrade existing SAP (Suite on HANA) to the latest S4 HANA, which offers key out-of-box business solutions, mobility – allows users to access

SAP from mobile phones, real-time analytics on transactional data, unmatched flexibility of changing reporting structures and even instantaneous simulation of business scenarios. The Company has partnered with IBM to execute the S4 HANA Project. The Company is also exploring the possibility of partnering with IBM for Digital Transformation projects.

Cautionary statement

The statements in the 'management discussion and analysis' section describing the Company's objectives, projections, estimates and prediction may be considered as forward looking statements. All statements that address expectations or projections about the future, including but not limited to statements about the Company's strategy for growth, product development, market positioning, expenditures and financial results are based on certain assumptions and expectations of future events. The Company cannot guarantee that these assumptions and expectations are accurate or will be realised. The Company assumes no responsibility to publicly amend, modify or revise any forward-looking statement on the basis of any subsequent developments, information or events.

REPORT ON CORPORATE GOVERNANCE

COMPANY'S PHILOSOPHY ON CORPORATE GOVERNANCE

Centuryply takes pride in having stayed true to its Corporate Governance philosophy. The main credo of our Corporate Governance Philosophy are Accountability, Transparency, Sustainability and Social Responsibility. Corporate governance is about maximizing shareholder value legally, ethically and sustainably. It is a system of stewardship and control to guide organisations in fulfilling their long-term economic, moral, legal and social obligations towards their stakeholders. To us, Corporate Governance is not just a compilation of norms and procedures but the way in which companies conduct business. For decades, we have been practicing the principles of exemplary Corporate Governance and your Company continues to implement it in all its systems and processes. Centuryply looks at Corporate Governance as the cornerstone for sustained superior financial performance. We, at Centuryply, are committed to meet the aspirations of all our stakeholders. Beyond mere compliance, we are committed towards taking all strategic initiatives to enhance Shareholders' wealth in the long term. The Company considers that sound Corporate Governance is critical for enhancing and retaining stakeholder trust and always seeks to ensure that its performance goals are met accordingly. The Company believes that good Corporate Governance emerges from the application of the best and sound management practices and compliance with the laws coupled with adherence to the highest standards of transparency and business ethics. Effective Corporate Governance practices constitute the strong foundation on which successful commercial enterprises are built to last.

To us, good governance is something we have upheld through our values, which predate the way that the conventional view of governance as a corporate responsibility has gained ground. It is about ethics and about truly honouring the fact of human existence and enterprise which has been our legacy. As a part of its commitment to good corporate governance, the Company continues to follow the best practices. We believe, Corporate Governance is not just a destination, but a journey to constantly improve sustainable value creation. We believe in adopting, adhering and benchmarking ourselves against the best recognised corporate governance practices. Good corporate governance is a means to create market confidence and business integrity. While practicing good corporate governance, the Company strives to communicate, all the material developments and its financial performance in a timely, meaningful and truthful manner.

Your Company rests on the values of 'People development', 'quality', 'trust', 'integrity' and 'customer focus'. Imbibing these values in the business conduct of the organisation

enhances the long term shareholder value, while keeping the interests of all stakeholders in view. The Company endeavors to uphold the principles and practices of Corporate Governance to ensure transparency, integrity and accountability in its functioning which are vital to achieve its vision of "Sarvada Sarvottam, - The Best Always."

BOARD OF DIRECTORS

The Board of Directors is responsible for exercising strategic oversight over business operations while directly measuring and rewarding management's performance. It has to ensure compliance with the legal framework, integrity of financial accounting and reporting systems and credibility in the eyes of the stakeholders through proper and timely disclosures. The Board's role is to provide entrepreneurial leadership to the Company within a framework of prudent and effective controls which enables risk to be assessed and managed. They act as stewards of the company that govern for the present times and provide guidance and direction for the future. An effective board develops and promotes its collective vision of the company's purpose, its culture, its values and the behaviours it wishes to promote in conducting its business. The Board plays a formidable role in directing the value-creation process. It shall be responsible for exercising its business judgements to act in what it reasonably believes to be in the best interest of the company and its stakeholders.

Your Company believes that an active, well-informed and independent board is necessary to ensure adherence of highest standards of corporate governance. Your Company is privileged to be headed by a competent Board to foster the long-term success of the Company. Centuryply has a diverse and inclusive Board with its members having in-depth knowledge, perspective, professionalism, divergent thinking, and experience. They are well-versed in governance, technical, financial, and non-financial issues. The Board of Directors of the Company is well informed and well equipped to discharge its overall responsibilities and provide the management with the strategic direction, catering to exigency of long term shareholders value. The Board while discharging its responsibilities provides effective leadership to the business, upholds the corporate values, promotes ethical culture, endorses sustainability and leverages innovation. The Board adopts an inclusive approach by considering and balancing the needs and interests of material stakeholders as a part of its overall responsibility to ensure that the best interests of the Company are served.

COMPOSITION

The Company has an optimal balance of skill, experience, expertise and diversity of perspectives on its Board, suited

to the requirements of the businesses of the Company. The Composition of the Board of Directors as on 31st March, 2022 is in conformity with the provisions of Section 149 of the Companies Act, 2013 and Regulation 17(1) of the Securities and Exchange Board of India (Listing Obligations and Disclosure Requirements) Regulations, 2015 ("Listing Regulations").

The composition of the Board represents an optimal mix of professionalism, knowledge and experience. This enables the Board to discharge its responsibilities and provide effective leadership to the business. The Board of Directors consists of an optimum combination of Executive and Non-Executive Directors with half of the Board comprising of Independent Directors. Inclusion of two women Directors (including one Independent) further imparts a balance to the Board Processes.

As on 31st March, 2022 and on the date of this report, the Board consists of sixteen Directors headed by an Executive Chairman. There are eight Executive Directors (including four Managing Directors) and eight Non-Executive Independent Directors, all of whom are persons of eminence, bringing in a wide range of expertise and experience to the Board functioning. Detailed profile of our Directors is available on our website, www.centuryply.com.

The Company has a Policy on Board Diversity which sets out the approach to diversity on the Board of the Company. The Board reviews its strength and composition from time to time to ensure that it remains aligned with the statutory as well as its business requirements. A Succession Plan is also in place and the same is being reviewed periodically by the Board to ensure leadership continuity.

DIRECTORSHIPS, COMMITTEE MEMBERSHIPS/ CHAIRMANSHIPS AND ATTENDANCE AT MEETINGS

As required under the Listing Regulations and the Companies Act, 2013, your Company has received from all the Directors necessary disclosures regarding directorships/ committee memberships occupied by them in other listed entities and unlisted public limited companies.

The names, DIN, category and designation of the Directors on the Board, their attendance at the Board Meetings (either in person or through video conference) held during the year 2021-22 and at the last Annual General Meeting held through audio-visual means along with the number of directorships in other Companies (Listed entities as well as other entities) and Committee membership(s)/ chairmanship(s) as on 31st March, 2022 are as detailed below:

DETAILS OF DIRECTORS

Sl. No.	Name	DIN	Designation	No. of Board Meetings attended	Attendance at the last AGM held on 8 th September, 2021
Promoter – Executive					
1	Mr. Sajjan Bhajanka	00246043	Chairman & Managing Director	4	Yes
2	Mr. Sanjay Agarwal	00246132	CEO & Managing Director	4	Yes
3	Mr. Prem Kumar Bhajanka	00591512	Managing Director	4	Yes
4	Mr. Vishnu Khemani	01006268	Managing Director	4	Yes
5	Mr. Keshav Bhajanka	03109701	Executive Director	4	Yes
6	Ms. Nikita Bansal	03109710	Executive Director	4	Yes
7	Mr. Rajesh Kumar Agarwal [†]	00223718	Executive Director	4	Yes
Executive-Non-Independent					
8	Mr. Ajay Baldawa	00472128	Executive Director	4	Yes
Independent- Non- Executive					
9	Ms. Mamta Binani [®]	00462925	Director	4	Yes
10	Mr. J. P. Dua	02374358	Director	4	Yes
11	Mr. Vijay Chhibber	00396838	Director	4	Yes
12	Mr. Debanjan Mandal	00469622	Director	4	Yes
13	Mr. Sunil Mitra	00113473	Director	4	Yes
14	Mr. Probir Roy	00033045	Director	4	Yes
15	Mr. Amit Kiran Deb	02107792	Director	4	Yes
16	Mr. Naresh Pachisia [*]	00233768	Director	4	Yes

[®] Ms. Mamta Binani ceased to be Independent Director in the Company w.e.f. 1st April, 2022 upon completion of her second term as an Independent Director on 31st March, 2022.

^{*} Appointment of Mr. Rajesh Kumar Agarwal and Mr. Naresh Pachisia as Directors was approved by the shareholders at their Annual General Meeting held on 8th September, 2021.

Ms. Ratnabali Kakkar was appointed as an Additional Director in the Independent category with effect from 1st April, 2022. Subsequently, her appointment as Independent Director was approved by the shareholders through Postal Ballot on 24th May, 2022.

Sl. No.	Name	No. of Directorship in			Membership(s) [including Chairmanship(s)] of Board Committees [§]
		Listed Indian Companies (other than Century Plyboards (India) Ltd.) and category of Directorships	Unlisted Indian Public Limited Companies*	Others**	
1	Mr. Sajjan Bhajanka	1. Star Cement Ltd. (Exec.)	3	8	4
2	Mr. Sanjay Agarwal	1. Star Cement Ltd. (Exec.)	4	8	1
3	Mr. Prem Kumar Bhajanka	1. Star Cement Ltd. (Exec.)	4	2	-
4	Mr. Vishnu Khemani	--	1	1	-
5	Mr. Keshav Bhajanka	--	8	6	-
6	Ms. Nikita Bansal	--	6	-	1
7	Mr. Rajesh Kumar Agarwal	1. Shyam Century Ferrous Ltd. (Non-Exec.)	7	9	3 (including 1 as Chairman)
8	Mr. Ajay Baldawa	--	8	1	-
9	Ms. Mamta Binani [#]	1. Balrampur Chini Mills Ltd. (Indp.) 2. Emami Ltd. (Indp.) 3. Emami Paper Mills Ltd. (Indp.) 4. GPT Infraprojects Ltd. (Indp.) 5. Skipper Ltd. (Indp.)	4	-	6 (including 2 as Chairperson)
10	Mr. J. P. Dua	--	3	-	3 (including 2 as Chairman)
11	Mr. Vijay Chhibber	1. Dilip Buildcon Ltd. (Indp.)	2	2	1
12	Mr. Debanjan Mandal	1. CESC Ltd. (Indp.) 2. Industrial and Prudential Investment Company Ltd. (Indp.) 3. Spencer's Retail Ltd. (Indp.)	6	2	6 (including 1 as Chairman)
13	Mr. Sunil Mitra	1. CESC Ltd. (Indp.) 2. Firstsource Solutions Ltd. (Indp.)	4	-	4 (including 2 as Chairman)
14	Mr. Probir Roy	1. Duroply Industries Ltd. (Indp.) 2. Industrial and Prudential Investment Company Ltd. (Indp.)	3	-	6 (including 1 as Chairman)
15	Mr. Amit Kiran Deb	1. B & A Ltd. (Indp.) 2. Emami Ltd. (Indp.) 3. Emami Paper Mills Ltd. (Indp.) 4. India Power Corporation Ltd. (Indp.) 5. Skipper Ltd. (Indp.) 6. Star Cement Ltd. (Indp.)	3	-	10 (including 5 as Chairman)
16	Mr. Naresh Pachisia	1. Linc Ltd. (Indp.) 2. Gillanders Arbuthnot & Co Ltd (Indp.) 3. Skp Securities Ltd. (Exec.)	1	3	5

(Indp. - Independent; Exec. - Executive, Non-exec. - Non-Executive)

[#] Ms. Mamta Binani ceased to be Independent Director in the Company w.e.f. 1st April, 2022 upon completion of her second term as an Independent Director on 31st March, 2022.

* Includes Directorships in government companies, private companies that are either holding or subsidiary company of a public company.

** Includes Directorships in private limited companies (other than private companies that are either holding or subsidiary company of a public company), companies under Section 8 of the Companies Act, 2013, Alternate Directorships, Directorship/Memberships of Managing Committees of various Chambers/Institutions/Universities and excludes Directorships in foreign companies, companies under liquidation and dormant companies.

[§] includes membership and chairmanship of Audit Committee and Stakeholders' Relationship Committee of all Public Limited Companies, whether listed or not and excludes Private Companies, Foreign Companies and Companies registered under Section 8 of the Companies Act, 2013.

Each Director on the Board meets the criteria as stipulated under the applicable provisions of the Companies Act, 2013 and Listing Regulations. As per the provisions of Section 165 of the Companies Act, 2013 read with Rules framed thereunder, none of the Directors hold office of a Director in more than twenty Companies including ten Public Companies and Private Companies that are either Holding or Subsidiary of a Public Company. None of the Directors is a Member of more than ten Committees or Chairperson of more than five committees (as specified in Regulation 26 of the Listing Regulations), across all the domestic public limited companies in which he/ she is a Director. In accordance of Regulation 17A of the Listing Regulations, none of the Directors on the Board held Directorship in more than seven listed entities during the financial year 2021-22. Additionally, none of the Managing Director/ Whole-time Director of the Company is serving as an Independent Director of more than three listed entities across all entities in which he/she is a Director. None of the Independent Directors of the Company serve as non-independent director of any other company on the Board of which any of our Non-Independent Director is an Independent Director.

DISCLOSURE OF RELATIONSHIPS BETWEEN DIRECTORS INTER-SE

None of the Directors of the Company are related inter-se, except for Mr. Keshav Bhajanka, Executive Director who is the son of Mr. Sajjan Bhajanka, Chairman and Managing Director and Ms. Nikita Bansal, Executive Director who is the daughter of Mr. Sanjay Agarwal, CEO & Managing Director.

BOARD MEETINGS & PROCEDURE

Centuryply's diversified and cohesive Board oversees the overall functioning of the Company. It is vested with the ultimate responsibility of protecting and enhancing shareholder value through strategic direction to the Company. The Board collectively spearheads compliance and drives action on the strategic objectives. At Centuryply, the Board of Directors is the apex decision making body and hence, it is responsible to align the Board's decisions and actions with the Company's interest. The Company has an eminent and diversified Board to drive transparency and accountability and focus on the sustainable growth over the long-term. The primary role of the Board of Directors is that of trusteeship and oversees and ensures that the Management serves and protects the long-term interest of all stakeholders. The Board of Directors has an oversight on the company's overall growth strategy and future direction.

The roles and responsibilities of the individual Directors are clearly divided to enable the Board to perform effectively. Your Directors function in accordance with the powers delegated under the Companies Act, 2013, Listing Regulations, Memorandum & Articles of Association and other guidelines issued by the Government of India from time to time, as may be applicable to the Company. While discharging their

responsibilities, your Directors ensure that the management adheres to ethics, transparency and disclosures.

Board Meetings serve as forum for Board decision making by enabling discussions on matters placed before the Directors and facilitating decision making based on their collective judgment. The Board meets at regular intervals to discuss and decide on strategies, policies and reviews the financial performance of the Company. The Board generally meets once in every quarter to review the financial results of the Company, apart from other Board business matters. Additional Board Meetings, if required, are convened by giving appropriate notice, to address the specific needs of the Company. In case of business exigencies, the Board's approval are either taken by holding meetings at shorter notice or through circular resolutions, if permitted under the statute, which is noted and confirmed at the subsequent Board meeting. Various Board Committees meet as per the legal requirement or otherwise to transact the business delegated by Board of Directors. The Company adheres to the provisions of the Companies Act, 2013, Secretarial Standards and Listing Regulations with respect to convening and holding the meetings of the Board of Directors and its Committees. The Meetings of the Board are generally convened at the Company's registered office in Kolkata. In view of the massive outbreak caused due to COVID-19 pandemic and severe restrictions imposed to contain the spread, including travel in most parts of the Country, the Company encouraged the participation of the Directors at the meetings of the Board and its Committees through video conferencing mode in accordance with the provisions of law.

In order to promote cohesiveness and better participation of Directors, meetings are usually convened by giving advance Notice for the Board Meetings, in compliance with Secretarial Standard on Meeting of the Board of Directors (SS-1) issued by the Institute of Company Secretaries of India. This allows the Directors to plan their schedules and to ensure meaningful participation at the meetings. The Independent Directors of the Company strive to attend all the Board meetings and Committee meetings in which they act as a Member.

Your Company believes that a carefully planned agenda note is pivotal for effective Board Meetings. The Chairman of the Board and Company Secretary, in consultation with other concerned members of the senior management, finalise the agenda for Board meetings. Every Board Member is free to suggest items for inclusion in the Agenda in consultation with Chairman. The Board has no restriction to access any information of the Company. Board Meetings are governed by well-designed and a structured agenda. All major agenda items are backed by comprehensive background information (except for the critical price sensitive information, which is circulated at the meeting) facilitating meaningful, focused and informed Board decisions. All material information is circulated to the Directors before the meeting, including minimum information required to be made

available to the Board as prescribed under Part A of Schedule II of the Listing Regulations. As required under Regulation 17(3) of Listing Regulations, the Board periodically reviews compliance reports of all laws applicable to the Company and ensures compliance thereof, in letter and spirit. The Agenda for the meetings is circulated well in advance to the Directors to ensure that sufficient time is provided to Directors to prepare for the meeting. Detailed presentations, wherever required, are also made at the Board meetings by the respective executives on the matters related to them. The Board is free to take up any item not included in the Agenda with the permission of the Chairman and with the consent of majority of Directors present in the meeting. The Board is apprised of all major events/items and decisions together with the overall performance of the Company. As and when required, senior executives are invited to provide additional inputs at the Board meeting for the items being discussed by the Board of Directors.

The Company Secretary attends all meetings of the Board and its Committees, tracks and monitors proceedings of such meetings to ensure that the Terms of Reference are adhered to, ensures that decisions taken in such meetings are properly recorded in the minutes. All the discussions and decisions taken at meetings of the Board are entered in the Minute Book. As prescribed under SS-1, draft minutes are circulated to the Directors within fifteen days from the date of the meeting and suggestions or comments, if any, received from them are suitably incorporated therein, in consultation with the Chairman. The minutes are entered in the Minutes Book within 30 days from the conclusion of the meeting and are usually signed by the Chairman of the succeeding meeting. The process specified for the Board meeting above are followed for the meetings of all the mandatory Committees constituted by the Board, to the extent possible. The minutes of the meetings of the Committees of the Board are placed before the Board

for noting. The minutes of the subsidiary Companies are also placed before the Board on a quarterly basis.

BOARD MEETINGS HELD DURING THE YEAR

Four Board Meetings were held during the Financial Year ended 31st March, 2022. These were held on 10th June, 2021, 10th August, 2021, 2nd November, 2021 and 28th January, 2022. One meeting of the Board was held in every quarter. The intervening gap between any two meetings held during the financial year ended 31st March, 2022 is not more than one hundred and twenty days. During the year, the Board also passed resolution by circulation on 13th May, 2021, 22nd June, 2021, 25th February, 2022 and 26th March, 2022.

KEY BOARD QUALIFICATIONS, SKILLS, EXPERTISE AND ATTRIBUTES

The Board of your Company comprises of adequate number of Directors which together with their collective wisdom reflect cohesiveness and drives your Company's growth. Centuryply believes that the collective effectiveness of the Board is the key to success in growing businesses. Each member of the Board of your Company brings to the table their broad and diverse skills and viewpoints to aid the Company in advancing its strategy. A diverse and skilled workforce, an able leadership and right culture are crucial ingredients for business success. We seek to bring together people with such skills, knowledge, experience, expertise and competencies that will serve best to the governance and strategic needs of the Company.

In terms of Para C(2) of Schedule V of the Listing Regulations read with SEBI Circular dated 9th May, 2018, a chart/ matrix setting out the core skills/expertise/competencies as identified by the Board of Directors in context of the Company's businesses and sectors as required for it to function effectively and those actually available with them, are given below:

Key attributes/ areas of expertise and their description

Industry knowledge & experience	Experience in and knowledge of the industry in which the Company operates and competitive landscape.
Leadership & Management	Extended leadership resulting in a practical understanding of the Company's processes, strategic planning, developing talent, succession planning and driving change and long-term growth.
Financial & Accounting	Proficiency in financial management, capital allocation, and financial reporting processes together with the ability to read and comprehend the financial statements.
Technical, Operations & Information Technology	Technical/ professional skills, specialised knowledge to assist with ongoing aspects of the Board's role and acceptance for digitisation, backed by thorough understanding of the operations of the Company.
Behaviour & Equanimity	Effectiveness to use their knowledge and skills to function as team members; ability to remain calm, composed and collected, even under stressful or difficult circumstances; ability to work through disagreements in a productive manner thereby fostering positive working environment within the boardroom.
Global business	Experience in driving business success in markets around the world, with an understanding of diverse business environments, economic conditions, cultures, and regulatory frameworks, and a broad perspective on global market opportunities.

Risk Management & Legal	Experience in managing areas of major risk to the organisation; understanding of significant issues faced by the industry and the organisation, changing technology and emerging risk areas; overseeing compliance with applicable laws as well as understanding an individual Director's legal duties and responsibilities.
Corporate Strategy & Arrangements	Focus on strategic planning, experience in acquisitions and other business combinations, with the ability to assess 'build' or 'buy' decisions and assessing operational integration.
Board Governance & Ethics	Insights on Board and management accountability, protecting shareholder interests, observing appropriate governance practices and upholding moral values.
Sales & Marketing	Experience in developing strategies to grow sales and market share, build brand awareness and equity and enhance enterprise reputation.

The Board is responsible for shaping the future of the organisation within its fiduciary responsibility. Therefore, an effective board skills matrix essentially provides a map of the skills and competencies possessed by each Director and to identify any potential skill gap required for effective functioning of the Company. Our Board represents a tapestry of complementary skills, attributes, perspectives and includes individuals with financial experience and a diverse background. The identification of core skills of Directors is a key means by which endeavours are made to convert good Boards into great Boards. With this assessment, the Board is able to analyse whether proper balance of skills at the Board level is maintained

or not. Based on identified shortcomings, need based training can be provided to the Directors to ensure that they remain abreast of all developments, which otherwise may adversely impact their performance.

The specific areas of focus or expertise of individual Board members have been highlighted in the table below. Absence of a tick mark (✓) against a Director's name only indicate that he/she may not be having an expertise in the stated attribute or skill. It is important to acknowledge that not all Directors would possess each necessary skill, but the Board as a whole must possess them. It is also to be acknowledged that competencies are not static and need to be continually updated.

Name of Director	Key attributes/ areas of expertise									
	Industry knowledge & experience	Leadership & Management	Financial & Accounting	Technical, Operations & Information Technology	Behaviour & Equanimity	Global Business	Risk Management and Legal	Corporate Strategy & Arrangements	Board Governance & Ethics	Sales & Marketing
Mr. Sajjan Bhajanka	✓	✓	✓	✓	✓	✓	✓	✓	✓	✓
Mr. Sanjay Agarwal	✓	✓	✓	✓	✓	✓	✓	✓	✓	✓
Mr. Prem Kumar Bhajanka	✓	✓	✓	✓	✓	✓	✓	✓	✓	✓
Mr. Vishnu Khemani	✓	✓	✓	✓	✓	✓	✓	✓	✓	✓
Mr. Keshav Bhajanka	✓	✓	✓	✓	✓	✓	✓	✓	✓	✓
Ms. Nikita Bansal	✓	✓	✓	✓	✓	✓	✓	✓	✓	✓
Mr. Ajay Baldawa	✓	✓	✓	✓	✓	✓	✓	-	✓	-
Mr. Rajesh Kumar Agarwal	✓	✓	✓	✓	✓	-	✓	-	✓	-
Ms. Mamta Binani [#]	✓	✓	✓	✓	✓	✓	✓	✓	✓	-
Mr. J. P. Dua	✓	✓	✓	✓	✓	-	✓	✓	✓	-
Mr. Vijay Chhibber	✓	✓	✓	✓	✓	-	✓	-	✓	✓
Mr. Debanjan Mandal	✓	✓	✓	✓	✓	-	✓	✓	✓	-
Mr. Sunil Mitra	✓	✓	✓	✓	✓	✓	✓	✓	✓	-
Mr. Probir Roy	✓	✓	✓	✓	✓	✓	✓	✓	✓	-
Mr. Amit Kiran Deb	-	✓	✓	✓	✓	✓	-	✓	✓	-
Mr. Naresh Pachisia	-	✓	✓	✓	✓	✓	✓	✓	✓	-
Ms. Ratnabali Kakkar [@]	-	✓	✓	✓	✓	✓	✓	✓	✓	-

[#] Ms. Mamta Binani ceased to be Independent Director in the Company w.e.f. 1st April, 2022 upon completion of her second term on 31st March, 2022.

[@] Ms. Ratnabali Kakkar has been appointed as an Additional Director in the Independent category with effect from 1st April, 2022. Subsequently, her appointment as Independent Director was approved by the shareholders through Postal Ballot on 24th May, 2022.

SEPARATE MEETING OF INDEPENDENT DIRECTORS

Regulation 25(4) of the Listing Regulations and Section 149 read with Schedule IV of Companies Act, 2013 mandates that the Independent directors of the Company shall hold at least one meeting in a financial year without the attendance of non-independent directors and members of management. Separate meetings of the Independent Directors without the presence of Executive Directors or management representatives provide an opportunity to Independent Directors for exchanging valuable views and to raise issues to the Chairman through the Lead Independent Director. During the Financial Year 2021-22, the Independent Directors held one separate meeting on 19th January, 2022. The said Meeting was then adjourned with consensus of all Independent Directors. The Independent Directors resumed the Meeting on 9th March, 2022.

At the said adjourned Meeting, the Independent Directors inter-alia, reviewed the performance of the Non-independent Directors, the Board as a whole and that of its Committees. They also reviewed the performance of the Chairman of the Company, after taking into account the views of Executive Directors and Non-executive Directors. The Independent Directors also reviewed the quality, content and timeliness of the flow of information between the Management and the Board and its Committees that is necessary to effectively and reasonably perform and discharge their duties.

DIRECTORS' INDUCTION AND FAMILIARISATION

Your Company has in place a comprehensive Familiarisation Programme for the new Board members which enables the new Directors to familiarize themselves with the business and operations of the Company, nature of the industry in which the Company operates and their roles, rights, responsibilities in the Company. This orientation and training of the Independent Directors at the time of their joining aims to provide them an introduction to the organisation and enable new directors to contribute to the Board's deliberations from the outset. Your Company has an elaborate and a well-structured Familiarisation Programme in adherence to Regulation 25(7) of the Listing Regulations and Schedule IV of the Companies Act, 2013. Through the familiarisation programme, the Company apprises the independent directors about the business model, corporate strategy, business plans and operations of the Company. Due to the social disruption caused by the COVID-19 pandemic and lockdown restrictions, the Company was not in a position to enable plant visits for the newly joined directors of the Company. The programme is designed to encourage active participation from the Independent Directors and also to enable them to play a meaningful role in the overall governance processes of the Company. The provision of an appropriate induction programme for new Directors and ongoing training for existing Directors is a major contributor to the maintenance of high Corporate Governance standards of the Company.

At the time of appointment of an Independent Director, the Company issues a formal letter of appointment outlining his/her role, function, duties and responsibilities as a Director. Company's profile, brief profile of all Directors, Investor Presentation and relevant Board Policies are also shared with them.

Details of familiarisation programme imparted to Independent Directors and the terms and conditions of appointment of Independent Directors have also been disclosed on the website of the Company at https://www.centuryply.com/investor-information/Familiarization-Programme-Details_2021-22.pdf and <https://www.centuryply.com/investor-information/Terms-and-Conditions-of-appointment-of-Independent-Directors.pdf> respectively.

SUCCESSION PLANNING

Your Company understands that a sound succession planning is imperative for identifying the key roles and mapping out ways to attract and retain people with the right skills to ensure long-term success of the Company. At Centuryply, we help the employees to grow their potential through job shadowing and creating a future-ready workforce for the Company. In terms of Regulation 17(4) of the Listing Regulations, the Nomination and Remuneration Committee works with the Board on the leadership succession plan for orderly succession in the appointments of the Board of Directors and Senior Management. By integrating workforce planning with strategic business planning, the Company deploys necessary financial and human resources to meet its objectives. Succession planning and elevation within the organization, fuel the ambitions of its talent force, to earn future leadership roles. A well-defined succession planning ensures that that attrition does not impact operations. Your Company believes that an orderly succession plan is a means to pave way for the young talent to learn, implement and grow on an accelerated basis.

As the Company move through various stages of life cycle and build growth strategies to deal with changing business environments, the issue of leadership becomes critical and with it, the related issue of succession. The succession strategy of your Company essentially look ahead and plan appropriately to ensure that there is continuity and the right kind of leadership in the business, both at executive and Board level through a process of proper identification and nurturing of individuals for taking over senior management positions.

PERFORMANCE EVALUATION AND CRITERIA

The Independent Directors at their separate Meeting held on 19th January, 2022 suggested to restructure the Company's Board evaluation policy to ensure the same is aligned with the emerging business conditions in the Country. The said Meeting was then adjourned with consensus of all Independent Directors. The Independent Directors resumed the Meeting on 9th March, 2022 and based on the revised 'Board Evaluation

Policy', collectively reviewed the performance of the non-independent Directors, the Board as a whole and that of its Committees. At the said Meeting, they also reviewed the performance of the Chairman of the Company, after taking into account the views of Executive Directors and Non-executive Directors. At the said Meeting, the Members of Nomination and Remuneration Committee along with other Independent Directors, collectively evaluated the performance of all the Independent Directors of the Company.

Thereafter, the consolidated Evaluation Report was circulated to the Members of the Board on 11th March, 2022. After taking into consideration the evaluation exercise carried out by the Independent Directors, the Board of Directors evaluated the performance of the Board as a whole, Committees of the Board and all directors individually, including the Independent Directors. All evaluations were carried out through structured questionnaires designed specifically for the Board/ Committees/ Individual Directors covering inter-alia the following parameters and criteria-

a. Board Evaluation-

- Size, structure and expertise of the Board;
- Development of suitable strategies and business plans at appropriate time and its effectiveness;
- Implementation of robust policies and procedures;
- Oversight of the Financial Reporting Process, including Internal Controls;
- Willingness to spend time and effort to learn about the Company and its business; and
- Awareness about the latest developments in the areas such as corporate governance framework, financial reporting, industry and market conditions.

b. Board Committee Evaluation-

- Committee composition, culture and dynamics;
- Independence of working;
- Collective judgment and contribution to Board decisions;
- Fulfillment of key responsibilities.

c. Individual Director's Evaluation (including Independent Directors)-

- Leadership & stewardship abilities;
- Participation and constructive contribution at Board / Committee meetings;
- Communication of expectations and concerns;
- Contributing to clearly define corporate objectives & plans;
- Identification, monitoring and mitigation of significant corporate risks;

- Assessment of policies, structures and procedures;
- Adherence to ethical standards and code of conduct of Company.

Besides this, the Independent Directors were additionally evaluated on the basis of effective deployment of their knowledge and expertise and independence of behaviour and judgment.

The above criteria are broadly based on the Guidance Note on Board Evaluation issued by the Securities and Exchange Board of India on January 5, 2017.

The Board expressed its satisfaction with respect to the process of evaluation and outcome thereof. It unanimously opined that the Board and its Committees were functioning properly under the guidance of the Chairperson of the Board/ respective Committees.

INFORMATION REGARDING THE DIRECTORS SEEKING APPOINTMENT/ REAPPOINTMENT

Brief resume and other information as required under Regulation 36 of the Listing Regulations and Para 1.2.5 of Secretarial Standard on General Meetings (SS-2), in respect of Directors retiring by rotation and seeking appointment /re-appointment forms a part of Notice convening the ensuing Annual General Meeting.

CHANGES IN DIRECTORSHIPS DURING THE FINANCIAL YEAR 2021-22 AND THEREAFTER

Subject to approval of the shareholders of the Company, the Board of Directors of the Company through a resolution passed by Circulation on 26th March, 2022, after considering recommendations of Nomination and Remuneration Committee, approved the appointment of Ms. Ratnabali Kakkar (DIN: 09167547) as an Additional Director on the Board of the Company, not liable to retire by rotation, in Independent category for a term of 5 (five) years from 1st April, 2022 to 31st March, 2027, in place of Ms. Mamta Binani (DIN:00462925), who ceased to be Independent Director in the Company upon completion of her second term as Independent Director on 31st March, 2022.

Pursuant to the recommendation of the Nomination and Remuneration Committee, the Board of Directors at its meeting held on 2nd November, 2021 approved re-appointment of Ms. Nikita Bansal as an Executive Director of the Company for a further period of five years with effect from 1st February, 2022, subject to the approval of the shareholders.

The appointment of Ms. Ratnabali Kakkar as an Independent Director and that of Ms. Nikita Bansal as an Executive Director were both approved by the shareholders through Postal Ballot on 24th May, 2022.

The appointment of Mr. Naresh Pachisia (DIN: 00233768) as an Independent Director of the Company with effect from 1st April, 2021 for a term upto 31st March, 2024 was approved by the Shareholders at the 40th Annual General Meeting held on 8th September, 2021.

DIRECTORS' RESPONSIBILITIES

The Directors on the Board is the pre-eminent authority in conducting the affairs of the Company. The Directors of the Company hold a fiduciary position to promote the success of the Company for the benefit of its members. They act as a bridge between the Company and its Stakeholders. They are entrusted to direct, monitor and guide the Management towards building of such goals and objectives that guarantees effectiveness and enhancement of shareholder value and fulfils their aspirations. At Centuryply, we believe that our strategic direction is largely influenced by our Board of Directors. In view of this, we have placed a premium on our Board composition, comprising professionals and industrialists of standing. These individuals have enriched our values, experience, multi-sectorial business understanding and strategic quality. We believe that our sustainable growth has been the result of the direction provided by our Board, an invaluable asset. The Directors of the Company are collectively accountable towards the Company, its various stakeholders, towards the management and the Government. The Directors and shareholders are influenced by each other and for quality governance there must be an interface between them. The Board as a whole is entrusted with the management of the Company's business and is responsible for making strategic and operational decisions for the Company which determines its long term future prosperity and protect its assets and reputation. Directors play an important role in imbibing values and ethics in the Company. As Directors, they are responsible for ensuring that the Company meets its statutory obligations. Your Company is headed by an effective Board to lead and steer the Company to attain desired goals. The role and responsibility of Directors in a company are quite onerous and multifarious. Your Directors abide by the duties, roles and responsibilities as laid down in the Companies Act, 2013, Listing Regulations and other applicable statutes.

ROLE OF COMPANY SECRETARY IN GOVERNANCE AND COMPLIANCE PROCESS

In this dynamic governance environment, the Company Secretary plays a key role in serving as an unparalleled resource for providing the impetus, guidance and direction for achieving world-class corporate governance in all our activities. The roles and responsibilities of the Company Secretary have undergone sea changes in this constantly changing regulatory environment. Their role has evolved from that of a "note taker" at board meetings or "administrative servant of the Board" to one which encompasses a much broader role of acting as "Board advisor" and having responsibility for the organisation's corporate governance. The Institute of Company Secretaries

of India projects Company Secretary as 'Corporate Saviour' - a person who can be relied upon by stakeholders i.e., Corporates, Promoters, Shareholders, Government and Regulators. The Company Secretary advises on good governance practices and compliance of Corporate Governance norms as prescribed under various laws, regulations and guidelines made thereunder. He also assists in developing a corporate and social sustainability framework. The Company Secretary is an important member of the corporate management team and acts as conscience keeper of the Company. He is a close confidante of the Board and commands confidence of individual directors so as to ensure that the culture of independence is promoted at the Board and Committee meetings and at the level of individual directors. The Company Secretary acts as a vital link between the Company and its Board of Directors, shareholders, government and regulatory authorities. He ensures that the Board procedures are followed and regularly reviewed and provides guidance to Chairman and the Directors on their responsibilities under various laws. He has a high administrative position in the company and ensures that decisions of the board are implemented effectively. Providing support goes beyond scheduling meetings to proactively managing the agenda and ensuring the presentation of high quality up-to-date information in advance of meetings. Even the Board understands that the Company Secretary is a "go-to" person to respond to any queries. He acts as the shareholders' first point of contact with the Company for resolving their grievances and complaints, thereby maintaining healthy investor relations. He also acts as the first point of contact for the non-executive directors by providing them induction, ongoing support and guidance.

Developing and implementing processes to promote good corporate governance has fallen largely within the ambits of the Company Secretary. The Company Secretary is responsible for collation, review and distribution of all papers submitted to the Board and Committees thereof for consideration. The Company Secretary attends all the meetings of the Board and its Committees and ensures appropriate recording of minutes of the meetings.

COMPLIANCE

It is paramount in today's complex regulatory environment to have compliance as the top priority for all businesses. With an ever-changing and evolving regulatory environment, the margin for error is very thin. The Company approaches compliance from a proactive standpoint and believes in responsive intervention and a well-formulated approach is followed to move beyond the regulatory compliance. The Company Secretary deals with all matters affecting corporate governance, from board and committee processes, management and structure, disclosure, stakeholder engagement, legal and corporate compliance, as well as issues crucial to boards, their accountability and oversight. Your Company is agile and adaptive to all the

dynamic regulatory changes under the abled guidance of the Company Secretary of the Company. The Company Secretary plays a key role to provide the Company the impetus, guidance and direction for achieving world-class corporate governance. The Company Secretary of the Company, as a governance professional, has a significant role in enforcing a compliance framework to safeguard the integrity of the organisation and to promote high standards of ethical behavior. The Company Secretary has a legal obligation to guide the board in meeting their regulatory obligations in every aspect of the business while following best practices at all times. Using a proactive approach to compliance, with advance planning on important compliance matters, can help the board respond and act on these matters in a timely manner. In terms of Regulation 6 of the Listing Regulations, the Company Secretary of the Company also acts as the Compliance Officer. Apart from ensuring compliances, he also acts as an in-house legal counsel to advise the Board and the functional departments of the company on various corporate, business, economic and tax laws.

The Company Secretary is responsible for ensuring compliance with applicable statutory requirements and regulations, primarily the Companies Act, 2013, Rules thereunder and the Listing Regulations. The Company Secretary establishes and regularly monitors the compliance mechanism in place to carry out effective and timely compliance of relevant laws, rules and regulations. In accordance with Section 205 of the Companies Act, 2013, the Company Secretary reports to the Board regarding compliance with the provisions of the Companies Act, 2013, the rules made thereunder and other laws applicable to the Company. The Company Secretary also coordinates with Stock Exchanges and Depositories to ensure compliance with their Rules, Regulations and other directives. All Directors of the Company have access to the advice and services of the Company Secretary. A certificate of statutory compliances duly signed by the Managing Director & CEO and CFO is also placed before the Board at its meetings held during the year under review. The Board of Directors reviews the compliance reports of the laws applicable to the Company as well as instances of non – compliances, if any, together with their possible impact on the Company's business.

COMMITTEES OF THE BOARD

The Board Committees are set up under the formal approval of Board to carry out the specific activities as specified in its terms of reference which exhibit the scope, composition, tenure, functioning and reporting parameters. The Board Committees play a crucial role in the governance structure of the Company and have been constituted to deal with specific areas of concern for the Company that need a closer review. They take informed decisions within the framework of delegated authority, and make specific recommendations to the Board on matters in their areas or purview. The Committees operate under the direct supervision of the Board, and Chairpersons

of the respective committee's report to the Board about the deliberations and decisions taken by the Committees. To enable better management of the Board's time and to allow in-depth scrutiny and focused attention, the Board constitutes various Committees, statutory as well as non-statutory, as a means of improving board effectiveness and efficiency where more focused, specialized and technically oriented discussions are required. Accordingly, the Board through its following Committees closely monitors various areas of business viz. Audit Committee, Nomination and Remuneration Committee, Stakeholders Relationship Committee, Corporate Social Responsibility Committee and Risk Management Committee. All these Committees are mandated under law and operate within the terms of reference laid down by the Board. Apart from the above, the Board has also set up and laid down terms of reference for the Finance Committee and the Share Transfer Committee.

Each sub-committee of the Board is guided by its primary objective of maintaining strong business fundamentals and delivering high performance through relentless focus on significant the affairs of the Company across all its geographies. These Committees undertake a detailed review of items within the framework of delegated authority before it is placed before the Board for its consideration. All decisions and recommendations of the Committees are placed before the Board for information or approval, as required. The minutes of the meetings of all committees of the Board are placed before the Board for noting.

MANDATORY COMMITTEES

Audit Committee

The Audit Committee is one of the major operating committees of the Board. The Committee is responsible for the oversight of the quality and integrity of the Company's accounting and reporting practices; controls and financial statements; legal and regulatory compliances; the auditors' qualifications and independence and the performance of Company's internal audit function.

It acts as a liaison between the Board of Directors and the auditors- both external and internal. The Committee oversees the Management's financial reporting process to ensure accurate and timely disclosures, with the highest levels of transparency, integrity and quality of financial reporting. It assists the Board in fulfilling its responsibilities of reviewing the Company's established systems and processes for internal financial controls and internal audit processes.

The Audit Committee plays a pivotal role in reviewing the Company's financial information, audit and accounting matters, internal controls measures, related party transactions, functioning of whistle blower mechanism, evaluation of internal financial controls and risk management systems and policies.

















Terms of reference



Terms of reference of the Audit Committee are in line with the guidelines set out in Regulation 18 read with Part C of Schedule II of the Listing Regulations and Section 177 of the Companies Act, 2013 read with Rules framed thereunder and as on the date of this report, includes the following:

- i. Oversight of the company's financial reporting process and the disclosure of its financial information to ensure that the financial statement is correct, sufficient and credible;
- ii. Recommendation for appointment, remuneration and terms of appointment of auditors of the company;
- iii. Approval of payment to statutory auditors for any other services rendered by the statutory auditors;
- iv. Reviewing, with the management, the annual financial statements and auditor's report thereon before submission to the Board for approval, with particular reference to:
 - a. Matters required to be included in the Directors' Responsibility Statement to be included in the Board's Report;
 - b. Changes, if any, in accounting policies and practices and reasons for the same;
 - c. Major accounting entries involving estimates based on the exercise of judgment by management;
 - d. Significant adjustments made in the financial statements arising out of audit findings;
 - e. Compliance with listing and other legal requirements relating to financial statements;
 - f. Disclosure of any related party transactions;
 - g. Modified opinion(s) in the draft audit report.
- v. Reviewing, with the management, the quarterly financial statements before submission to the Board for approval;
- vi. Reviewing, with the management, the statement of uses/ application of funds raised through an issue (public issue, rights issue, preferential issue, etc.), the statement of funds utilized for purposes other than those stated in the offer document/ prospectus/ notice and the report submitted by the monitoring agency monitoring the utilisation of proceeds of a public or rights issue, and making appropriate recommendations to the Board to take up steps in this matter;
- vii. Reviewing and monitoring the auditor's independence and performance and effectiveness of audit process;
- viii. Approval or any subsequent modification of transactions of the company with related parties;
- ix. Scrutiny of inter-corporate loans and investments;
- x. Valuation of undertakings or assets of the company, wherever it is necessary;
- xi. Evaluation of internal financial controls and risk management systems;
- xii. Reviewing, with the management, performance of statutory and internal auditors and adequacy of the internal control systems;
- xiii. Reviewing the adequacy of internal audit function, if any, including the structure of the internal audit department, staffing and seniority of the official heading the department, reporting structure coverage and frequency of internal audit;
- xiv. Discussion with internal auditors of any significant findings and follow up thereon;
- xv. Reviewing the findings of any internal investigations by the internal auditors into matters where there is suspected fraud or irregularity or a failure of internal control systems of a material nature and reporting the matter to the board;
- xvi. Discussion with statutory auditors before the audit commences, about the nature and scope of audit, audit observations as well as post-audit discussion to ascertain any area of concern;
- xvii. Look into the reasons for substantial defaults in the payment to the depositors, debenture holders, shareholders (in case of non-payment of declared dividends) and creditors;
- xviii. Reviewing the functioning of the Whistle Blower mechanism;
- xix. Approval of appointment of CFO (i.e., the whole-time Finance Director or any other person heading the finance function or discharging that function) after assessing the qualifications, experience, background, etc. of the candidate.
- xx. Reviewing the utilization of loans and/ or advances from/ investment by the Holding Company in the Subsidiary exceeding rupees 100 crore or 10% of the asset size of the Subsidiary, whichever is lower.
- xxi. Reviewing compliance with the provisions of Securities and Exchange Board of India (Prohibition of Insider Trading) Regulations, 2015 at least once in a financial year and verify that the systems for internal control are adequate and are operating effectively.
- xxii. Consider and comment on rationale, cost-benefits and impact of schemes involving merger, demerger, amalgamation etc., on the Company and its shareholders.

Composition and attendance at Committee Meetings:

The composition of the Audit Committee, meetings held during the Financial Year 2021-22 and attendance of Members thereat are as under:

Name of Members	Category	Position	Attendance at the Audit Committee Meeting held on			
			10.06.2021	10.08.2021	02.11.2021	28.01.2022
Mr. J. P. Dua	Non –executive Independent	Chairman				
Mr. Naresh Pachisia	Non –executive Independent	Member				
Mr. Probir Roy	Non –executive Independent	Member				
Mr. Rajesh Kumar Agarwal	Executive non-Independent	Member				

 Physically Present  Present through video conferencing  Absent

The Audit Committee has been constituted in line with the provisions of Section 177 of the Companies Act, 2013 read with Regulation 18 of Listing Regulations. All Members of the Audit Committee are financially literate and have accounting or related financial management expertise. Mr. J. P. Dua is a seasoned banker with over 37 years of experience in the field of Finance and Mr. Probir Roy and Mr. Naresh Pachisia have extensive and rich experience in the fields of operations, strategy and risk- management.

The meetings of Audit Committee are also attended by the Chief Executive Officer, Chief Financial Officer and Internal Auditor. The representatives of the Statutory Auditors are permanent invitees to the Audit Committee Meetings. They have attended all Audit Committee Meetings held during the year at which the financial statements have been placed for review. The Committee also invites senior executives, as it considers appropriate, to be present at the meetings of the Committee. The Company Secretary acts as the Secretary to the Committee. Mr. J. P. Dua, Chairman of the Audit Committee was also present at the last Annual General Meeting.

Nomination and Remuneration Committee

The Company has a Nomination and Remuneration Committee which is responsible for addressing competency requirements for the Board and senior management, based on the segment and operations of the Company.

The Committee oversees the Company's nomination process including succession planning for the senior management and the Board and assists the Board in identifying, screening and reviewing individuals qualified to serve as Executive Directors, Non-Executive Directors and Independent Directors consistent with the criteria as stated by the Board in its Remuneration Policy.

The Nomination and Remuneration Committee works with the

Board to determine the appropriate characteristics, skills and experience for the Board as a whole as well as for its individual members with the objective of having a Board with diverse backgrounds and experience and expertise.

The Committee periodically identifies competency gaps in the Board and senior managerial levels, evaluates potential candidates and makes suitable recommendations to the Board. The Committee has the overall responsibility of approving and evaluating the compensation plans, policies and programme for Executive Directors and the Senior Management. The Committee reviews and recommends, as and when required, amendments to policies relating to human resource, succession planning, board diversity and criteria for payment of remuneration. The Nomination and Remuneration Committee also formulates criteria and specifies the manner for effective evaluation of performance of Board, its Committees and individual Directors. It also conducts the evaluation process as per the Board Evaluation policy.

Terms of reference

The terms of reference of the Nomination and Remuneration Committee is in line with the provisions of Regulation 19 read with Para A of Part D of Schedule II of Listing Regulations and Section 178 of the Companies Act, 2013 and includes the following:

- i. Formulating the criteria for determining qualifications, positive attributes and independence of a Director and recommending to the Board, a Policy relating to the remuneration of the Directors, Key Managerial Personnel and other employees.
- ii. For every appointment of an Independent Director, the Nomination and Remuneration Committee shall evaluate the balance of skills, knowledge and experience on the Board and on the basis of such evaluation, prepare a










description of the role and capabilities required of an Independent Director. The person recommended to the Board for appointment as an Independent Director shall have the capabilities identified in such description. For the purpose of identifying suitable candidates, the Committee may:



- a. use the services of an external agencies, if required;
 - b. consider candidates from a wide range of backgrounds, having due regard to diversity; and
 - c. consider the time commitments of the candidates.
- iii. Formulating the criteria and specifying the manner for effective evaluation of performance of Board, its Committees and individual Directors, reviewing its implementation and compliance and also carrying out of such evaluation.

- iv. Devising a policy on Board diversity.
- v. Identifying persons who are qualified to become Directors and who may be appointed in Senior Management in accordance with the criteria laid down and recommending to the Board their appointment/ removal.
- vi. Recommending/ reviewing remuneration of the Managing Director(s) and Whole-time Director(s) based on their performance and defined assessment criteria.
- vii. Recommending to the Board, all remuneration, in whatever form, payable to Senior Management.
- viii. Recommending whether or not to extend or continue the term of appointment of the Independent Directors on the basis of the report on their performance evaluation.

Composition and attendance at Committee Meetings:

The composition of the Nomination and Remuneration Committee, meetings held during the Financial Year 2021-22 and attendance of Members thereat are as under:

Name of Members	Category	Position	Attendance at the Nomination and Remuneration Committee Meeting held on		
			10.06.2021	30.07.2021	01.11.2021
Mr. Sunil Mitra [#]	Non-executive Independent	Chairman			
Mr. Vijay Chhibber	Non-executive Independent	Member			
Ms. Mamta Binani [@] (till 31 st March, 2022)	Non-executive Independent	Member			

 Physically Present  Present through video conferencing ✕ Absent

Mr. J. P. Dua was appointed as Chairman of Nomination and Remuneration Committee with effect from 16th May, 2022 in place of Mr. Sunil Mitra
 @ Mr. Probir Roy was appointed as Member of Nomination and Remuneration Committee with effect from 1st April, 2022 in place of Ms. Mamta Binani

The composition of Nomination and Remuneration Committee conforms to the regulatory requirements mandated by Section 178 of the Companies Act, 2013 and Regulation 19 of the Listing Regulations. The Company Secretary acts as Secretary to the Committee. Mr. Sunil Mitra, the then Chairman of the Committee was also present at the last Annual General Meeting.

Remuneration policy and its salient features

The Company's Remuneration Policy is aligned with its philosophy for payment of remuneration to Directors, KMPs and all other employees, based on the commitment of fostering a culture of leadership with trust. We strive to achieve this through supporting people and organizations to reach their true potential and to create long term value for all our stakeholders. The Company's remuneration strategy is market-driven

and aims at attracting and retaining high calibre talent. The strategy is in consonance with the existing industry practice and is directed towards rewarding performance, based on review of achievements, on a periodical basis. Focus on productivity and pay for performance has been the centerpiece of the Company's remuneration policy. It enables the Company to attract, motivate, improve productivity and retain high-calibre executives by offering appropriate remuneration packages and benefits. The Policy is tailored to the regulations, practices and benchmarks prevalent in the industry. The Policy reflects a clear relationship of remuneration to performance and a balance between rewarding short and long-term performance of the Company. The remuneration policy supports the long term development of the Company in a highly dynamic environment, while optimally balancing stakeholders interests.

The remuneration policy is focused on promoting talent and ensuring long term sustainability of talented managerial persons by creating competitive advantage. The Policy broadly lays down the guiding principles, philosophy and the basis for payment of remuneration. One of the key features of the Company's Remuneration Policy is that it is based on principles which supports and reinforces the achievement of the Company's vision and strategy, promotes transparency, internal as well as external equity and at the same time ensures affordability and sustainability. The Company's remuneration policy is based on the industry standards and is periodically reviewed to ensure that the pay structures are aligned with the prevalent market conditions and industry standards. The Policy lays down the guiding framework and procedure which the Committee ought to follow while recommending appointment of Board Members and Senior Management Personnel.

Remuneration of Executive and Non-executive Directors is determined by the Board, on the recommendation of the Nomination and Remuneration Committee, subject to the approval of the Shareholders, where required. All remuneration, in whatever form, payable to Senior Management are also recommended by this Committee. The remuneration of Directors, Key Managerial Personnel and all other employees is based on competency, contribution and commitment demonstrated by them towards the Company.

Centuryply follows a compensation mix of fixed pay, benefits and performance based variable pay, which is paid based on the business performance and goals of the different business units/ overall company. The remuneration payable to Executive Directors involves a balance of fixed pay and a variable pay reflecting short and long term performance objectives appropriate to the working of the Company and its goals. The remuneration payable to Executive Directors are commensurate with industry standard and are determined after taking into consideration the individual responsibilities shouldered by them, time and effort devoted and the relative performance of the Company to the industry performance. The remuneration paid to Executive Directors is proposed by the Nomination and Remuneration Committee and subsequently approved by the Board of Directors and the shareholders of the Company, whenever required. Annual increments/subsequent variation in their remuneration are approved by the Committee/ Board of Directors, within the overall limits approved by the shareholders of the Company.

In addition to salary, the Executive Directors are also entitled to a variable pay in the form of commission on net profit. The commission payable to them is ascertained by the Nomination and Remuneration Committee and approved by the Board each year after taking into account the performance and reasonable ascertainment of profitability of the units/ divisions being looked after by the respective Executive Directors, besides the Company's overall performance and profitability.

In terms of Section 197 of the Companies Act, 2013 read with Rules made thereunder and Regulation 17 of the Listing Regulations, the Independent Non-Executive Directors of the Company are paid such Sitting Fees for attending the meeting of the Board of Directors and of the Committee thereof, as determined by the Board of Directors from time to time. They are also entitled to receive commission as may be recommended by Nomination and Remuneration Committee and subsequently approved by the Board of Directors within the limits prescribed in Section 197 of the Companies Act, 2013 or approved by the Members of the Company. The Independent Directors of the Company are not entitled to participate in Stock Option Scheme, if any, introduced by the Company.

The Remuneration Policy is also available on our website and can be accessed at <https://www.centuryply.com/codes-policies/Remuneration-policy.pdf>. During the year under review, the Remuneration Policy was amended by the Board on recommendation of the Nomination and Remuneration Committee. The Directors affirm that the remuneration paid to Directors, KMPs and employees is as per the Remuneration Policy of the Company.

Criteria for making payments to Non-executive Directors

The Independent Directors play a crucial role in the independent functioning of the Board. The responsibilities and obligations of the Non-Executive Directors have increased manifold in the recent years on account of a number of factors, including the growth in the activities of the Company and the rapid evolution arising out of legal and regulatory provisions and requirements. The Non- executive Directors bring in a wider perspective to the deliberations and decision making of the Board which adds value to the Company. The Company is being hugely benefited from their expertise, advice and inputs. They devote their valuable time in deliberating on the strategic and critical issues in the course of the Board and Committee meetings of the Company and give their valuable advice, suggestions and guidance to the management of the Company from time to time.

The Company believes that the remuneration paid to its Non- executive Independent Directors should be reflective of the size of the Company and complexity of the sector/ industry/ Company's operations and should be consistent with recognised best practices. Overall remuneration (sitting fees and commission) should be commensurate with the responsibilities and also reasonable and sufficient to attract, retain and motivate Directors aligned to the requirements of the Company, taking into consideration the challenges faced by the Company and its future growth imperative. Contribution of the Non-Executive Directors in Board and Committee Meetings, time devoted by them, participation in strategic decision making, timely guidance to the Board on important policy matters of the Company, performance of the Company and industry practices and benchmarks forms the main criteria

for determining payments to Non-Executive Directors. Criteria for making payments to Non-executive Directors is also available on the website of the Company and can be accessed at: <https://www.centuryply.com/codes-policies/Criteria-for-making-payment-to-the-Non-Executive-Directors.pdf>.

Pecuniary relationship of Non-Executive Directors

During the year under review, an amount of ₹ 8.25 Lac was paid to M/s. Fox and Mandal LLP, wherein Mr. Debanjan Mandal, Independent Director and his relatives are Partners. Fox & Mandal LLP renders professional services to the Company. The quantum of fees paid to M/s. Fox & Mandal LLP is an insignificant portion of their total revenue. Thus, they are not to be construed to have any material association with the Company. Apart from this, no pecuniary relationship or transactions of the Non-Executive Directors of the Company vis-à-vis the Company was undertaken, other than payment of sitting fees and commission to them and reimbursement of

their travelling expenses for the purpose of attending Board/Committee meeting.

- **Sitting fees**

Non-Executive Directors are entitled to a Sitting fee of ₹ 50,000/- for each meeting of Board and ₹ 25,000/- for each meeting of Committees thereof attended by them together with reimbursement of reasonable actual expenses for such participation.

- **Commission**

The Non-Executive Directors of the Company are entitled to a profit-based commission on an annual basis based on the recommendation of Nomination and Remuneration Committee and approval of the Board in accordance with Remuneration Policy and within the approved statutory limit. Presently a sum of ₹ 4,00,000/- is paid to each Non-Executive Directors as commission.

Details of remuneration paid to Directors during the Financial Year 2021-22

Sl. No.	Name of the Director	Designation & Service contract	Salary (₹)		Sitting Fee (₹)	Commission (₹)	No. of shares held as on 31 st March, 2022 ^a
			CTC	Paid in FY 2021-22			
Executive Directors:							
1.	Mr. Sajjan Bhajanka	Chairman & Managing Director up to 31.03.2026	1,20,00,000	1,20,00,000	Nil	2,77,26,000	24164037
2.	Mr. Sanjay Agarwal	CEO & Managing Director up to 30.06.2026	1,20,00,000	1,20,00,000	Nil	2,77,26,000	24880460
3.	Mr. Prem Kumar Bhajanka	Managing Director up to 31.07.2023	1,20,00,000	1,20,00,000	Nil	4,53,00,000	4672561
4.	Mr. Vishnu Khemani	Managing Director up to 31.07.2023	1,20,00,000	1,20,00,000	Nil	1,70,63,000	18786900
5.	Mr. Keshav Bhajanka	Executive Director up to 27.01.2026	1,00,00,000	1,00,00,000	Nil	1,10,90,000	2500000
6.	Mr. Ajay Baldawa	Executive Director (Technical) up to 30.06.2026	6,00,00,000	6,00,00,000	Nil	Nil	75000
7.	Ms. Nikita Bansal ^b	Executive Director up to 31.01.2027	1,00,00,000	1,00,00,000	Nil	1,10,90,000	69200
8.	Mr. Rajesh Kumar Agarwal	Executive Director up to 08.02.2024	90,00,000	90,00,000	Nil	Nil	4053882

Non-Executive Directors:

1.	Ms. Mamta Binani ^c	Independent Director- 2 nd term up to 31.03.2022	--	--	3,50,000	4,00,000	Nil
2.	Mr. J. P. Dua	Independent Director- 2 nd term up to 31.03.2024	--	-	3,50,000	4,00,000	Nil
3.	Mr. Vijay Chhibber	Independent Director- 2 nd term up to 31.01.2025	--	--	3,25,000	4,00,000	Nil
4.	Mr. Debanjan Mandal	Independent Director- 2 nd term up to 31.07.2025	--	--	2,50,000	4,00,000	Nil

Sl. No.	Name of the Director	Designation & Service contract	Salary (₹)		Sitting Fee (₹)	Commission (₹)	No. of shares held as on 31 st March, 2022 ^a
			CTC	Paid in FY 2021-22			
5.	Mr. Sunil Mitra	Independent Director- 2 nd term up to 31.07.2025	--	--	3,50,000	4,00,000	Nil
6.	Mr. Probir Roy ^d	Independent Director- 1 st term up to 30.09.2022	--	--	3,50,000	4,00,000	Nil
7.	Mr. Amit Kiran Deb	Independent Director-1 st term up to 30.09.2023	--	--	2,50,000	4,00,000	Nil
8.	Mr. Naresh Pachisia	Independent Director-1 st term up to 30.09.2023	--	--	3,50,000	4,00,000	Nil

Notes:

- The Company has not issued any convertible instruments.
- Ms. Nikita Bansal was re-appointed as Executive Director of the Company for a further period of five years w.e.f. 1st February, 2022 and the same was approved by the shareholders through Postal Ballot on 24th May, 2022.
- The second term of Ms. Mamta Binani as an Independent Director of the Company expired on 31st March, 2022.
- Mr. Probir Roy has been reappointed as Independent Director for a second term w.e.f.1st October, 2022 till 30th September, 2025, i.e. for three years, subject to approval of the shareholders.

Ms. Ratnabali Kakkar was appointed as an Additional Director in Independent category w.e.f. 1st April, 2022 till 31st March, 2027 and the same was approved by the shareholders through Postal Ballot on 24th May, 2022.

Service Contracts, Severance Fee, Notice Period and Stock Options

The appointment of the Executive Directors is governed by resolutions passed by the Nomination and Remuneration Committee, Board of Directors and the Shareholders of the Company, the Service Contracts entered into with them and the Remuneration Policy of the Company, all of which covers the terms and conditions of such appointment. There is no separate provision for payment of severance fee under the resolutions governing the appointment of Executive Directors. A notice of three months is required to be given by an Executive Director seeking to vacate office and the resignation takes effect upon the expiration of the notice or its earlier acceptance by the Board.

The terms of disengagement of Independent Directors are governed by the formal appointment letters issued to them at the time of their appointment. As required by Regulation 46 of the Listing Regulations, the terms and conditions of appointment of Independent Directors is available on the Company's website and can be accessed at <https://www.centuryply.com/investor-information/Terms-and-Conditions-of-appointment-of-Independent-Directors.pdf>.

During the year under review, none of the Directors were paid any bonus, pension or performance-linked incentive or any other benefits. The Company has no stock option plans and hence such instruments do not form a part of the remuneration package payable to any Executive and/or Non-Executive Director. Further, there was no expenditure debited in the

books of accounts, which represent personal expenditure of the Directors and/ or the Top Management.

Performance evaluation criteria for independent directors

This has been discussed elsewhere in this Report.

Stakeholders Relationship Committee

The Stakeholders Relationship Committee of the Board has been constituted to oversee various aspects of interest of stakeholders including redressal of shareholders/ investors grievances and complaints, reviews the service standards of the Registrar and Share Transfer Agent of the Company and suggests measures for improving the same.

Terms of reference

The terms of reference of the Stakeholders Relationship Committee is in line with Regulation 20 read with Para B of Part D of Schedule II of the Listing Regulations and Section 178 of the Companies Act, 2013 and includes the following:

- Investor relations and resolving the grievances of the security holders of the listed entity including complaints related to transfer/transmission of shares, non-receipt of annual report, non-receipt of declared dividends, issue of new/duplicate certificates, general meetings etc.;
- Reviewing measures taken for effective exercise of voting rights by shareholders;
- Reviewing adherence to the service standards adopted by the listed entity in respect of various services being rendered by the Registrar and Share Transfer Agent;




iv. Reviewing measures and initiatives taken by the Company for reducing the quantum of unclaimed dividends and ensuring timely receipt of dividend warrants/annual reports/statutory notices by the shareholders of the company;


v. Evaluating performance and service standards of the Registrar and Share Transfer Agent of the Company;

vi. Providing guidance and making recommendations to improve service levels for the investors.

Composition and attendance at Committee Meetings:

The composition of the Stakeholders Relationship Committee, meetings held during the Financial Year 2021-22 and attendance of Members thereat are as under:

Name of Members	Category	Position	Attendance at the Stakeholders Relationship Committee Meeting held on
			10.06.2021
Ms. Mamta Binani #	Non –executive Independent	Chairperson	
Ms. Nikita Bansal	Executive non-independent	Member	
Mr. Rajesh Kumar Agarwal	Executive non-independent	Member	

 Physically Present  Present through video conferencing ✕ Absent

Mr. Probir Roy was appointed as Chairman of Stakeholders Relationship Committee with effect from 1st April, 2022 in place of Ms. Mamta Binani

The composition of the Stakeholders Relationship Committee conforms to the regulatory requirements mandated by Section 178 of the Companies Act, 2013 and Regulation 20 of the Listing Regulations. The Company Secretary acts as Secretary to the Committee.

Compliance Officer and status of pending complaints

Mr. Sundeep Jhunjunwala, Company Secretary is the Compliance Officer of the Company for attending to Complaints/ Grievances of the members. During the Financial Year ended 31st March, 2022, the Company received three complaints from shareholders and all of them were resolved to their satisfaction. There was no complaint pending at the beginning and at the close of the financial year. No complaint was received through SCORES, the web based complaint redressal system of SEBI.

Corporate Social Responsibility Committee

Corporate Social Responsibility is a continuous commitment by businesses to integrate social and environmental concerns in their business operations. It enables a company to be conscious of the impact it has on economic, environmental, and social factors. Your Company's CSR programmes and projects are primarily focused on the following broad thematic areas namely Gyanoday (Education), Swasthya aur Swachhata (Healthcare and Sanitation), Vatavaran Sanrakshan (Environmental sustainability), Sanskritik Sanrakshan (Protection of national heritage, art and culture) and Manavta Sahyog (Disaster Relief). The Corporate Social Responsibility (CSR) Committee

formulates, monitors and recommends to the Board, a CSR policy indicating the activities to be undertaken by the Company within the ambit of Schedule VII of the Companies Act, 2013. The Committee has the overall responsibility for identifying the areas of CSR activities, ascertaining and recommending the amount of expenditure to be incurred on the identified CSR activities and overseeing implementation of the CSR programs of the Company. The Committee also recommends to the Board an annual action plan for implementation of its CSR programs. The Committee provides guidance to the Company in integrating its social and environmental objectives with its business strategies and assists in crafting unique models to support creation of sustainable livelihoods.

Terms of reference




The terms of reference of the Corporate Social Responsibility Committee is in line with the provisions of Section 135 of the Companies Act, 2013 read with Rules framed thereunder and includes the following:



- To formulate and recommend to the Board, a Corporate Social Responsibility (CSR) Policy and any amendments thereto, indicating activities to be undertaken by the Company in compliance with provisions of the Companies Act, 2013 and Rules made there under;
- To recommend the amount of expenditure to be incurred on the CSR activities as per CSR Policy;

- iii. To formulate and recommend to the Board, an annual action plan in pursuance of its CSR policy, which shall include the following, namely:-
- the list of CSR projects or programmes that are approved to be undertaken in areas or subjects specified in Schedule VII of the Act;
 - the manner of execution of such projects or programmes as specified in sub-rule (1) of rule 4;
 - the modalities of utilisation of funds and implementation schedules for the projects or programmes;
- monitoring and reporting mechanism for the projects or programmes; and
 - details of need and impact assessment, if any, for the projects undertaken by the company;
- iv. To monitor the CSR Policy of the Company from time to time;
- v. To carry out any other function as is mandated by the Board from time to time and/or enforced by any statutory notification, amendment or modification as may be applicable with respect to Corporate Social Responsibility or as may be necessary or appropriate for implementing the Company's policies thereunder.

Composition and attendance at Committee Meetings:

The composition of the CSR Committee, meetings held during the Financial Year 2021-22 and attendance of Members thereat are as under:

Name of Members	Category	Position	Attendance at the CSR Committee Meeting held on
			10.06.2021
Mr. Sajjan Bhajanka	Executive non-independent	Chairman	
Mr. Sunil Mitra [#]	Non-executive independent	Member	
Mr. Rajesh Kumar Agarwal	Executive non-independent	Member	

 Physically Present  Present through video conferencing ✕ Absent

[#] Mr. Probir Roy was appointed as Member of the CSR Committee with effect from 16th May, 2022 in place of Mr. Sunil Mitra

The composition of the CSR Committee conforms to the regulatory requirements mandated by Section 135 of the Companies Act, 2013. The Company Secretary acts as Secretary to the Committee.

Risk Management Committee

Risks are inherent and indispensable component of any business. Your Company is exposed to various internal and external risks, under different categories such as strategic, operational, sectoral, legal and compliance risks including ESG and Cyber security risks. Your Company understands that risks cannot be completely eliminated, thus, management of the risks becomes inevitable for survival of the organisation. To mitigate the various types of risk, your Company has in place a sound risk management framework to identify risks associated with the Company, assess its impact and take appropriate corrective steps to minimize the risks that may threaten the existence of the Company. The systematic and proactive identification of risks, and mitigation thereof, enables the Company to boost performance with effective and timely decision-making.

In line with the provisions of Regulation 21 of the Listing Regulations, your Company has a dedicated Risk Management Committee consisting of Board members and a senior executive. The Risk Management Committee has an important role in supporting the Board and Audit Committee in the oversight and management of risk. This Committee also has the responsibility of monitoring and approving the risk policies and associated practices of the Company. The Committee periodically reviews the risk environment and risk profile relative to risk appetite of the Company, focusing on current and emerging financial and non-financial risks. The biggest risk related to the macroeconomic implications of the second and third waves of COVID-19 pandemic, albeit with signs of recovery was also reviewed by the Committee.

Your Company follows a well-defined and comprehensive Risk Management Policy formulated in accordance with the requirements of the Companies Act, 2013 and the Listing Regulations, articulating the strategies to minimise the adverse consequence of risks on business objectives of the Company. The Policy is periodically updated to align with

the changing industry dynamics and evolving complexity. Your Company understands that risks need to be treated for their adverse effects and it also endeavours to harness the key risks in a proactive manner in order to capitalize on potential opportunities.









Terms of reference



The terms of reference of the Risk Management Committee is in line with the provisions of Regulation 21 of the Listing Regulations and as on the date of this report, includes the following:

- i. Formulating a detailed risk management policy, inter-alia, covering a framework for identification of internal and external risks specifically faced by the Company, in particular including financial, operational, sectoral, sustainability (particularly, ESG related risks), information, cyber security risks or any other risk as may be determined by the Committee, measures for risk mitigation including systems and processes for internal control of identified risks and Business continuity plan;
- ii. Ensuring that appropriate methodology, processes and systems are in place to monitor and evaluate risks associated with the business of the Company;
- iii. Monitoring and overseeing implementation of the risk management policy, including evaluation of the adequacy of risk management systems;
- iv. Periodically reviewing the risk management policy, at least once in two years, by considering inter-alia the changing industry dynamics and evolving complexity;
- v. Framing, implementing, monitoring and reviewing the risk management plan, systems and framework including cyber security for the Company and ensuring its effectiveness;
- vi. Keeping the board of directors informed about the nature and content of its discussions, recommendations and actions to be taken;
- vii. Reviewing the appointment, removal and terms of remuneration of the Chief Risk Officer (if any);
- viii. Coordinating its activities with other committees, in instances where there is any overlap with activities of such committees, as per the framework laid down by the board of directors;
- ix. Seeking information from any employee, obtaining outside legal or other professional advice and securing attendance of outsiders with relevant expertise, if it considers necessary;
- x. Reviewing and recommending Risk Assessment and Risk Management Report for approval of the Board;
- xi. Overseeing recent development in the Company and periodically updating Company's Enterprise Risk Management Program for assessing, monitoring and mitigating the risks;
- xii. Periodically reviewing the adequacy of the Company's resources to perform its risk management responsibilities and achieve objectives;
- xiii. Carry out responsibilities as assigned by the Board.

Composition and attendance at Committee Meetings:

The composition of the Risk Management Committee, meetings held during the Financial Year 2021-22 and attendance of Members thereat are as under:

Name of Members	Category	Position	Attendance at the Risk Management Committee Meeting held on	
			27.07.2021	20.01.2022
Mr. Sanjay Agarwal	Executive non-Independent	Chairman		
Mr. Keshav Bhajanka	Executive non-independent	Member		
Mr. Debanjan Mandal	Non –executive Independent	Member		
Mr. Arun Kumar Julasaria	Chief Financial Officer	Member		

 Physically Present  Present through video conferencing ✕ Absent

The composition of the Risk Management Committee conforms to the regulatory requirements mandated under Regulation 21 of the Listing Regulations. The Company Secretary acts as Secretary to the Committee.
















NON-MANDATORY COMMITTEES

Share Transfer Committee

The Share Transfer Committee carries out procedural matters and inter alia, approves transmission of shares, sub-division / consolidation / renewal / issue of duplicate share certificates and other allied matters. The Committee is also responsible for issuing share certificates for the purpose of complying with the procedure specified under Section 124(6) of the Companies Act, 2013 read with Investor Education and Protection Fund Authority (Accounting, Audit, Transfer and Refund) Rules, 2016 and amendments thereto.

Composition and attendance at Committee Meetings:

The composition of the Share Transfer Committee, meetings held during the Financial Year 2021-22 and attendance of Members thereat are as under:

Name of Members	Category	Position	Attendance at the Share Transfer Committee Meeting held on				
			05.04.2021	30.10.2021	18.11.2021	31.12.2021	08.03.2022
Mr. Rajesh Kumar Agarwal	Executive non-independent	Chairman					
Mr. Keshav Bhajanka	Executive non-independent	Member					
Mr. Ajay Baldawa	Executive non-independent	Member					



Physically Present



Present through video conferencing * Absent

Finance Committee

The Finance Committee deals with the day to day matters within the terms of reference defined by the Board and ensures their expeditious implementation.

Terms of reference

Terms of reference of the Finance Committee includes the following:

- To approve the opening of and modification in operation of bank accounts, including closure thereof.
- Borrow money by way of loan (including foreign currency loans) in or outside India for the purpose of financing new projects, refinancing the existing debt, capital expenditure, general corporate purposes including working capital requirements and possible strategic investments and take necessary actions connected therewith.
- Provide corporate guarantee/performance guarantee from the Company for credit facilities availed by its subsidiaries or by any other entity.

Terms of reference

The terms of reference of the Share Transfer Committee includes the following:

- Oversee, review and approve all matters connected with transfer, transmission, split, consolidation, rematerialisation, etc.;
- Issue of duplicate share certificates in lieu of share certificates lost, defaced or destroyed;
- Issue of share certificates on rematerialisation;
- Issue of new share certificates consequent upon split/consolidation of existing ones;
- Cancellation of share certificates in compliance with the applicable provisions.

- Approve establishment and operation of representative/sales / branch offices in or outside India.
- Carry out any other function as is mandated by the Board from time to time and/or enforced by any statutory notification, amendment or modification as may be applicable.
- Review and consideration of periodical budgets of the Company and approval of capital expenditures.
- Authorise and empower executives and/or authorised representatives in all matters relating to business operations, direct and indirect taxes, commercial taxes, municipal taxes, import and export, customs, port trust, provident fund, ESI, electricity and other utilities and all legal matters of the Company and approve execution of Power of Attorney, as may be required, for this purpose.
- Opening, modification and closure of trading and demat accounts required for securities, derivatives and all other Options.

- ix. Consideration of matters relating to participation in bids/ tenders/ expression of interest and all other business alliances and joint ventures, among others, if any.
- x. Monitoring of loans and advances granted by the Company as approved by the Board of Directors from time to time.
- xi. Undertake and enter into Foreign Exchange Transactions and to transact in Derivative Products including Currency Options, buy and sell Spot and Forward, convert Rupee Liabilities into Foreign Currency Liabilities to hedge Currency and Interest Rate Risks/Fluctuations in respect of the Company's Export and Import Contracts, Foreign Currency Loans and other Foreign Currency related matters as permitted by Reserve Bank of India from time to time.
- xii. Approve availing of online banking facilities in all forms including but not limited to viewing rights, transaction rights, application for Letters of Credit, Bank Guarantees, Buyers Credit and carry out all trade related transactions through internet.
- xiii. Avail Bill Collection, Bill Payment, Cash Management Services and Financial Intermediary services in all forms and from any Bank.
- xiv. Take decisions in connection with any arrangement, document or matter necessary, ancillary, incidental or desirable to give effect to all its powers and authority.
- xv. Any other financial issues or other matters, whether out of and incidental to these functions or not, as may be assigned by the Board.
- xvi. Delegate authorities from time to time to the executives, officers and other authorised persons to implement the Committee's decisions.
- xvii. Authorise Directors, Officers and other Authorised Persons for execution of necessary documents and affixing Common Seal of the Company, as may be required for implementing decisions taken by the Board or any Committee thereof.

Composition

The Finance Committee comprises of the following members:

Sl. No.	Name	Category	Position
1	Mr. Sajjan Bhajanka	Executive non-Independent	Chairman
2	Mr. Sanjay Agarwal	Executive non-independent	Member
3	Mr. Rajesh Kumar Agarwal	Executive non-Independent	Member

The Company Secretary acts as Secretary to the Committee.

Meetings and Attendance

The Finance Committee met eight times during the Financial Year ended 31st March, 2022. These meetings were held on 11th June, 2021, 10th August, 2021, 27th October, 2021, 2nd November, 2021, 30th December, 2021, 28th January, 2022, 22nd February, 2022 and 21st March, 2022. Mr. Sajjan Bhajanka, Mr. Sanjay Agarwal and Mr. Rajesh Kumar Agarwal were physically present in all the Finance Committee Meetings held during the year.

GENERAL BODY MEETINGS

Particulars of last three Annual General Meetings:

AGM	Year ended	Venue	Date	Time
38 th	31.03.2019	Gyan Manch, 11 Pretoria Street, Kolkata – 700 071	04.09.2019	11-00 AM
39 th	31.03.2020	Through VC/ OAVM from its Registered Office at P - 15/1, Taratala Road, Kolkata- 700088	09.09.2020	11-00 AM
40 th	31.03.2021	Through VC/ OAVM from its Registered Office at P - 15/1, Taratala Road, Kolkata- 700088	08.09.2021	11-00 AM

Details of Special Resolutions passed in last three Annual General Meetings:

AGM	Date	Subject Matter
38 th	04.09.2019	(i) Re-appointment of Mr. Vijay Chhibber (DIN: 00396838) as an Independent Director. (ii) Re-appointment of Mr. Sunil Mitra (DIN: 00113473) as an Independent Director. (iii) Re-appointment of Mr. Debanjan Mandal (DIN: 00469622) as an Independent Director.
39 th	09.09.2020	None
40 th	08.09.2021	(i) Re-appointment of Mr. Sajjan Bhajanka (DIN: 00246043) as Chairman and Managing Director of the Company (ii) Approval of 'Century Ply Employee Stock Option Plan 2021' (iii) Grant of employee stock Options to the employees of Subsidiary Company(ies) of the Company under Century Ply Employee Stock Option Plan 2021

Extra Ordinary General Meeting

During the Financial Year ended 31st March, 2022, no Extra Ordinary General Meeting was convened.

Postal Ballot

During the year under review, the Company has not passed any resolution through Postal Ballot in accordance to the procedure prescribed in Section 110 of the Companies Act, 2013 read with the Companies (Management and Administration) Rules, 2014. However, as on the date of this Report, during the Financial Year 2022-23, the Company has obtained approval of the Members through Postal Ballot (through e-voting only) for the following Resolutions:

Type of Resolution	Subject Matter
Special Resolution	Appointment of Ms. Ratnabali Kakkar (DIN: 09167547) as an Independent Director
Ordinary Resolution	Re-appointment of Ms. Nikita Bansal (DIN: 03109710) as an Executive Director of the Company

Procedure followed by Company for conducting Postal Ballot:

- The Company had appointed Mr. Manoj Kumar Banthia (ACS 11470/ CP- 7596) and failing him, Mr. Raj Kumar Banthia (ACS 17190/CP-18428) of M/s. MKB & Associates, to act as Scrutinizer for conducting the Postal Ballot through Remote e-voting process, in a fair and transparent manner.
- On account of the threat posed by the COVID-19 pandemic and in conformity with the present regulatory requirements, the Postal Ballot Notice along with Explanatory Statement was sent only through electronic mode on 21st April, 2022 to those Members whose names were recorded in the Register of Members or List of Beneficial Owners as on the close of working hours on Friday, 15th April, 2022, as received from the Depositories and whose e-mail address is registered with the Company / Depositories/ RTA. The said Members were considered eligible for the purposes of electronic voting. The Notice was also made available on the website of the Company, www.centuryply.com.
- Relevant details regarding the Postal Ballot were advertised in one English newspaper having nation-wide circulation and in one vernacular language newspaper in the principal vernacular language of the district in which the registered office of the Company is situated.
- The facility of remote e-voting was kept open for the following time period:

Commencement of Remote e-Voting	Monday, 25 th April, 2022 at 9:00 A.M.
End of Remote e-Voting	Tuesday, 24 th May, 2022 at 5:00 P.M.

- The Scrutinizer submitted his report to the Chairman after completion of scrutiny of votes cast. Based on the Scrutinizer's Report, the Results of the Postal Ballot was announced at around 4:30 p.m. on Wednesday, 25th May, 2022 and was displayed at the Registered Office of the Company at P-15/1, Taratala Road, Kolkata-700 088 and communicated to National Stock Exchange of India Limited and BSE Limited where the Equity Shares of the Company are listed. A copy of the result was also be forwarded to National Securities Depository Limited (NSDL) for displaying the same on its website www.evoting.nsdl.com. The Results of the Postal Ballot along with the Scrutinizer's Report was also placed on the Company's website, www.centuryply.com. The resolutions, passed by the requisite majority, are deemed to be passed on the last date specified for e-voting.

Proposed Postal Ballot:

None of the business proposed to be transacted at the ensuing Annual General Meeting requires passing of resolution through postal ballot. As on the date of this report, the Company does not have any plans to pass any resolution through postal ballot.

DISCLOSURES

● Related Party Transactions:

All related party transactions entered into during the Financial Year 2021-22 were at an arm's length basis and were in the ordinary course of business. There were no materially significant transactions, financial or commercial, between the Company and its senior management or other related parties that may have a potential conflict with the interest of the Company at large. The related party transactions are entered into based on considerations of various business exigencies, such as synergy in operations, commitment of supply, quality standards, specialisation and the Company's long-term strategy for sectoral investments, liquidity and capital resources.

All details relating to financial and commercial transactions where Directors may have a pecuniary interest are provided to the Board and the interested Directors neither participate in the discussion nor vote on such matters. The Register of Contracts containing transactions in which the Directors are interested, is placed before the Board regularly.

Suitable disclosures as prescribed under the applicable Accounting Standards have been made in the notes to the Financial Statements. The Company's 'Policy on Materiality of and dealing with Related Party Transactions' as approved by the Board of Directors at their meeting held on 28th January, 2022 and revised with effect from 1st April, 2022, is available on the Company's website at: <https://www.centuryply.com/codes-policies/Policy-on-Materiality-of-and-dealing-with-related-party-transactions.pdf>.

- **Material Subsidiaries:** During the year ended 31st March, 2022, the Company did not have any material listed/unlisted subsidiary company as defined in Regulation 16 of the Listing Regulations. The Company's policy for determining material subsidiaries is disclosed on the Company's website at: <https://www.centuryply.com/codes-policies/CPIL-Policy-on-material-subsiary.pdf>.
- **Non-compliance related to capital markets:** During the last three years there has been no instance of non-compliance on any matters related to capital markets. A Compliance Certificate from M/s. MKB & Associates, Company Secretaries, confirming compliance with the conditions of Corporate Governance, as required under Listing Regulations is annexed to this Report. No strictures or penalties have been imposed on the Company by the Stock Exchanges or by the Securities and Exchange Board of India (SEBI) or by any statutory authority on such matters during the last three years.
- **Compliance with Indian Accounting Standards:** The Company has complied with all relevant Indian Accounting Standards referred to in Section 133 of the Companies Act, 2013 read with Companies (Indian Accounting Standards) Rules, 2015 while preparing the financial statements.
- **Inter-se relationships:** The Directors of the Company are not related inter-se, except for Mr. Keshav Bhajanka who is the son of Mr. Sajjan Bhajanka, Chairman and Managing Director and Ms. Nikita Bansal, who is the daughter of Mr. Sanjay Agarwal, CEO & Managing Director.
- **Details of funds raised:** During the year under review, the Company has not raised any money through any issue (public, rights, preferential, etc.)
- **Mandatory Compliance:** The Company has complied with all the mandatory requirements of the Listing Regulations including those specified in Regulations 17 to 27, clauses (b) to (i) of sub-regulation (2) of Regulation 46 and sub-para (2) to (10) of Part C of Schedule V of the Listing Regulations.
- **Compliance with Secretarial Standards:** The Company has complied with Secretarial Standards on Board Meetings and General Meeting.
- **Committee recommendation:** The Board of Directors confirms that during the year, it has accepted all recommendations received from its mandatory Committees.
- **Certificate from Practicing Company Secretary on qualification of the Board:** The Company has obtained a certificate from a Company Secretary in Practice that none of the Directors on the Board of the Company have been debarred or disqualified from being appointed or to continue as Directors of any company by SEBI or Ministry of Corporate Affairs or any such statutory authorities. The certificate is annexed separately to this Report.

- **Fees to Statutory Auditors:** Total fees (excluding reimbursement of expenses) for all services paid by the Company and its subsidiaries, on a consolidated basis, to the Statutory Auditor and all entities in the network firm/network entity of which the Statutory Auditor is a part was ₹ 42.70 Lac as per details below:

Particulars of fees paid by the Company	Amount (in ₹)
Services as statutory auditors (including quarterly audits)	40,00,000
Certification Charges	2,20,000
Total	42,20,000

Particulars of fees paid by Subsidiary Company	Amount (in ₹)
Services as statutory auditors	50,000
Total	50,000

- **Disclosure in relation to Sexual Harassment of Women at Workplace (Prevention, Prohibition and Redressal) Act, 2013:**

Number of complaints filed during the Financial Year 2021-22	NIL
Number of complaints disposed of during the Financial Year 2021-22	NIL
Number of complaints pending as on the end of the Financial Year 2021-22	NIL
- **Disclosure of commodity price risks and commodity hedging activities:** The same has been discussed elsewhere in this Report.
- **Loans and advances in the nature of loans to firms/companies in which directors are interested by name and amount:** During the Financial Year 2021-22, the Company has not provided any loans and/or advances to firms/companies in which Directors are interested.
- **Non-mandatory Compliance:** The status of compliance with discretionary requirements specified in Part E of Schedule II of the Listing Regulations is provided below:
 - Non-Executive Chairman's Office:** SEBI vide amendments brought in by Securities and Exchange Board of India (Listing Obligations and Disclosure Requirements) (Second Amendment) Regulations, 2022 omitted Regulation 17(1B) of the Listing Regulations, thus, it is voluntary for a company to have a Chairman who is a non-executive director and who is not related to the Managing Director or the Chief Executive Officer. In view of this, the Company continues to have an Executive Chairman and his office is maintained by the Chairman himself.
 - Shareholders' Rights:** As the quarterly, half yearly and annual results of the Company along with significant

events are published in the newspapers and also posted on the Company's website, the same are not being sent individually to the shareholders.

- c) **Modified Opinion in Audit Report:** The Company's Financial Statement for the year ended 31st March, 2022 does not contain any modified audit opinion. The Company always endeavours to present unmodified Financial Statements.
- d) **Separate posts of Chairman and CEO:** The positions of Chairman and Chief Executive Officer (CEO) are separate. The Chairman of the Company is an Executive Director and his position is separate from that of the Chief Executive Officer.
- e) **Reporting of Internal Auditor:** The Internal Auditor reports directly to the Audit Committee. He is a permanent invitee to the Audit Committee Meetings and regularly attends the Meetings for reporting audit findings to the Audit Committee.

WHISTLE BLOWER POLICY/ VIGIL MECHANISM

Pursuant to the provisions of Section 177(9) of the Companies Act, 2013, read with Rule 7 of the Companies (Meetings of Board and its Powers) Rules, 2014 and Regulations 4 and 22 of the Listing Regulations and in accordance with the requirements of the Securities and Exchange Board of India (Prohibition of Insider Trading) (Amendment) Regulations, 2018, the Company has an approved Whistle Blower Policy/ Vigil Mechanism. The said policy was amended by the Board of Directors during the year. Through this, your Company has placed a mechanism for ensuring confidentiality and protecting the whistle-blower from any harassment/victimization, retaliation, threat of termination of service, transfer, demotion, refusal of promotion or the like including any direct or indirect use of authority to obstruct the whistle-blower's right to continue to perform his/her duties/functions including making further protected disclosure. This policy serves as a channel for receiving and redressing employees' complaints. The same is discussed elsewhere in this Annual Report. During the financial year ended 31st March, 2022, no personnel were denied access to the Audit Committee for reporting cases under this policy.

CODE OF CONDUCT

Our majority stakeholders include customers and dealers; employees and workers; suppliers and vendors; government, local authorities, and regulators; industry associations; communities and NGOs; and investors and financial institutions. To meet the expectations of such varied groups, we constantly seek to conduct ourselves and the business in an ethical manner, thereby ensuring we maintain sustained relationships with all these stakeholders. To this end, your Company has a Code of Conduct applicable to all the Directors and Senior Management Executives of the Company ("the

Code"). The Code intends to foster a culture of honesty, integrity and accountability across the organisation. The duties of Directors including those of the Independent Directors, as laid down in the Companies Act, 2013, also forms part of the Code of Conduct. The Code has been posted on the website and can be accessed at <https://www.centuryply.com/codes-policies/Code-of-Conduct-for-Directors-and-Senior-Management-Executives.pdf>

The Code of Conduct defines what the Company expects of its businesses and people regardless of the location or background and aims at enhancing ethical and transparent process in managing the affairs of the company. It is aligned with our values, group standards and legal requirements, and clarifies the ethics and compliance expectations for everyone who works with the Company. The Code reflects a value-based approach, where rules are not stated explicitly and day-to-day business decisions would continue to be guided by our values. The Code covers the Company's commitment to corporate social responsibility and sustainable development, concern for occupational health, safety and environment, a gender friendly workplace, transparency, auditability and legal compliance.

The Code requires Directors and employees to act honestly, fairly, ethically and with integrity, conduct themselves in professional, courteous and respectful manner. The Board members and Senior Management Personnel have affirmed their compliance with the Code of Conduct as on 31st March, 2022 and a declaration to this effect, signed by the Chief Executive Officer (CEO) & Managing Director is annexed to this Report.

CODE FOR PREVENTION OF INSIDER TRADING

In line with the provisions of the SEBI (Prohibition of Insider Trading) Regulations, 2015, as amended, your Company has adopted a Code of Conduct to regulate, monitor and report trading by Designated Persons ('Code'). The Code is available on the Company's website and can be accessed at <https://www.centuryply.com/codes-policies/Code-of-Conduct-to-regulate-monitor-and-report-trading-by-Designated-Person.pdf>.

The Code aims at preserving and preventing misuse of unpublished price sensitive information. The Code has been formulated to regulate, monitor and ensure reporting of trading by the Designated Persons and their immediate relatives towards achieving compliance with the SEBI (Prohibition of Insider Trading) Regulations, 2015 and is designed to maintain the highest ethical standards of trading in Securities of the Company by persons to whom it is applicable. The Code lays down Guidelines, which advises them on procedures to be followed and disclosures to be made, while dealing with securities of the Company and cautions them of the consequences of violations.

Mr. Sundeep Jhunjhunwala, Company Secretary is the Compliance Officer for monitoring adherence to the Regulations for the preservation of price sensitive information, pre-clearance of trades and implementation of the Code.

In terms of Para 4 of Schedule B of Securities and Exchange Board of India (Prohibition of Insider Trading) Regulations, 2015, meetings of the Audit Committee and the Board for consideration of financial results, were held on the same day, keeping the gap as narrow as possible, to avoid leakage of material information. Trading restriction period were made applicable from the end of every quarter till 48 hours after the declaration of financial results.

CODE FOR FAIR DISCLOSURE

Pursuant to Regulation 8 read with Schedule A of the SEBI (Prohibition of Insider Trading) Regulations, 2015, the Board of Directors of the Company adopted the Code of Practices and Procedures for Fair Disclosure of Unpublished Price Sensitive Information which lays down principles and practices to be followed by the Company pertaining to universal disclosure of UPSI. The rationale of the Code is to strengthen the internal control systems to ensure that the UPSI is not communicated to any person except in accordance with the SEBI (Prohibition of Insider Trading) Regulations, 2015. The Code is available on the Company's website at <https://www.centuryply.com/codes-policies/Code-of-Practices-and-Procedures-for-Fair-Disclosure-of-UPSI.pdf>.

ANTI-BRIBERY AND ANTI-CORRUPTION POLICY

It is your Company's policy to conduct all of its businesses in an honest and ethical manner. The Company is committed to act professionally, fairly and with integrity in all its business dealings and relationships wherever it operates, and to implement and enforce effective systems to counter bribery. In furtherance of this intention, the Board of Directors approved and adopted an Anti-Bribery and Anti-Corruption Policy during the Financial Year 2019-20. Anti-Bribery and Anti-Corruption Policy inter alia requires directors, officers and employees of the Company and third parties subject to this Policy, to recognise questionable transactions, behaviour or conduct and to take steps to record, comply and follow procedures set in place to deal with such behaviour or conduct. This Policy also aims to strengthen our internal and external processes against financial risks.

POLICY FOR DETERMINING 'MATERIAL' SUBSIDIARIES

As stipulated in Regulation 16(1)(c) of the Listing Regulations, the Company has framed a policy for determining material subsidiary and the same is available on the Company's website at <https://www.centuryply.com/codes-policies/CPII-Policy-on-material-subsiadiary.pdf>. The policy lays down the criteria for identification of and dealing with material subsidiaries. A detailed note on the Policy has been included elsewhere in this Annual Report.

POLICY ON MATERIALITY OF AND DEALING WITH RELATED PARTY TRANSACTIONS

Your Company has in place a Policy on Materiality of and dealing with Related Party Transactions as required under of Regulation 23(1) of the Listing Regulations and the same is in conformity with the requirements of the provisions of Section 188 of the Companies Act, 2013. The Policy can be accessed on the website of the Company at <https://www.centuryply.com/codes-policies/Policy-on-Materiality-of-and-dealing-with-related-party-transactions.pdf>. The Policy was amended by the Board on recommendation of the Audit Committee to align the same with the amendments brought in by SEBI (Listing Obligations and Disclosure Requirements) (Sixth Amendment) Regulations, 2021 dated 9th November, 2021. This Policy aims to monitor and manage potential conflicts of interest of management, members of the board of directors and shareholders, including misuse of corporate assets and abuse in related party transactions. The Policy is designed to govern the transparency of approval process and disclosure requirements to ensure fairness in the conduct of related party transactions. This Policy clearly defines the process of obtaining the approval of the Board, Committee or Shareholders, as the case may be, for entering into related party transactions in compliance with the Companies Act, 2013 read with the Rules framed thereunder and Listing Regulations and strives to adopt the good practices to carry out such transactions in fair and transparent manner.

The Policy sets out the materiality thresholds for related parties and the manner of dealing with transactions between the Company and related parties, including omnibus approvals by Audit Committee based on the provisions of the Companies Act, 2013 and Regulation 23 of the Listing Regulations. The Board of Directors of the Company has approved the criteria for granting of omnibus approval by the Audit Committee within the overall framework of the Policy on related party transactions. Prior omnibus approval is obtained for related party transactions which are of repetitive nature. All related party transactions are placed before the Audit Committee for review and approval.

APPOINTMENT OF INDEPENDENT DIRECTORS

The whole edifice of good corporate governance is dependent on efficacy and effectiveness of Independent Directors. Independence of Board is critical to ensure that Board fulfills its role objectively and holds management accountable to the Company. Independent Directors play a pivotal role in building a strong foothold of Corporate Governance in an organization and in maintaining a transparent working environment in the corporate regime. Independent Directors are seen as the crucial interface between promoters/ management on the one hand and the minority shareholders/ stakeholders on the other. Independent Directors play a significant role in the governance processes of the Board by enriching the Board's decision

making and also preventing possible conflicts of interest that may emerge in such decision making. They act as the guardians of the interest of all shareholders and stakeholders, especially in the areas of potential conflict of interest. They also bring accountability and credibility to the Board process and also strengthen sound practices.

Independent Directors also play an active role in various committees set up by the company to ensure good governance. All Independent Directors on the Board are non-executive directors as defined under Regulation 16 of the Listing Regulations. The maximum tenure of the Independent Directors is in compliance with the Companies Act, 2013 and the Regulations. All the Independent Directors have confirmed that they meet the criteria of independence as mentioned under Section 149(6) of the Companies Act, 2013 and Regulation 16 of the Listing Regulations. The Nomination and Remuneration Committee, while recommending appointment of Independent Directors, satisfies itself with regard to the independence of the Directors vis-à-vis the Company. It also ensures that the candidates identified for appointment as Directors are not disqualified for appointment under Section 164 and other applicable provisions of the Companies Act, 2013 and are not debarred from holding the office of Director by any order of SEBI or such other authority. In case of re-appointment of Independent Directors, the Board takes into consideration the performance evaluation of the Independent Directors and their engagement level.

The Company issues letter of appointment to all Independent Directors in the manner as provided in the Companies Act, 2013 and Regulation 25 of the Listing Regulations. The terms and conditions of appointment have also been disclosed on the website of the Company at <https://www.centuryply.com/investor-information/Terms-and-Conditions-of-appointment-of-Independent-Directors.pdf>.

In the opinion of the Board, the Independent Directors fulfill the conditions specified in the Listing Regulations and are independent of the management. They also possess the requisite skills, expertise and competencies as required in the context of the Company's businesses.

During the year, none of the Independent Director(s) of the Company resigned before the expiry of his/her tenure.

CEO AND CFO CERTIFICATION

As required under Regulation 17(8) read with Part B of Schedule II of the Listing Regulations, a joint certificate on compliance is issued by Mr. Sanjay Agarwal, CEO and Managing Director and Mr. Arun Kumar Julasaria, Chief Financial Officer. The Certificate, inter-alia, confirms the correctness of the financial statements and cash flow statements, adequacy of the internal control measures and reporting of matters to the Auditors and the Audit Committee. The same has been annexed separately in this report.

MEANS OF COMMUNICATION

Centuryply recognizes communication as the cornerstone for upholding high standards of Corporate Governance framework and therefore, emphasizes on prompt, continuous, efficient and relevant communication to all external stakeholders. Your Company considers effective communication with shareholders essential to enable them to have a clear assessment of the enterprise performance. Your Company follows a robust process of communicating with its stakeholders, security holders and investors through multiple channels of communication such as its Annual Report, General Meetings and disclosures through Stock Exchanges and its own website. The Company believes that timely disclosure of consistent, comparable, relevant and reliable information on corporate functioning is at the core of good governance. It therefore exercises utmost diligence while disseminating relevant information to our shareholders, analysts, employees and the society at large. The Company informs the Stock Exchanges in a prompt manner, all price sensitive information as well as all such other material corporate developments and other events which in its opinion, are material and relevant for the shareholders. Major means of communication with shareholders of the Company are as follows:

- **Financial Results:** Quarterly, half-yearly financial results of the Company are announced within 45 days and annual financial results of the Company are announced within 60 days from closure of relevant quarter/ year and communicated to the Stock Exchanges immediately after they are considered by the Board and are published in prominent English newspaper having nation-wide circulation and in Bengali newspapers usually in Business Standard and Aajkal within 48 hours of approval thereof. These results are also made available on the website of the Company, www.centuryply.com.
- **Official news releases:** Official news releases and official media releases are sent to Stock Exchanges and are also displayed on the Company's website, www.centuryply.com.
- **Presentations to institutional investors/ analysts:** Pursuant to Para A of Part A of Schedule III read with Regulation 30 of Listing Regulations, schedule of analyst or institutional investor meet and presentations made to them on financial results are duly disclosed by the Company to the Stock Exchanges and the same are simultaneously disseminated on the Company's website, www.centuryply.com. No unpublished price sensitive information is discussed in the presentation made to institutional investors and financial analysts.
- **Audio recordings and transcripts of investor meet:** Pursuant to Para A of Part A of Schedule III read with Regulation 30 of Listing Regulations, the Audio recording and transcripts of conference call with Institutional

Investors and analysts are duly disclosed by the Company to the Stock Exchanges and the same are simultaneously disseminated on the Company's website, www.centuryply.com.

- **Company Website:** The Company's website (www.centuryply.com) contains a separate dedicated section 'Investors' where information for the shareholders is available.
- **Annual Report:** The Annual Report containing, inter alia, Audited Financial Statements, Audited Consolidated Financial Statements, Board's Report, Auditors' Report and other important information is circulated to members and others entitled thereto. The Management Discussion and Analysis (MD&A) Report forms part of the Annual Report. The Company's Annual Report is also available in a user-friendly and downloadable form in the 'Investors' section on the Company's website.
- **Reminder to Investors:** Reminders for unclaimed shares and unpaid dividend are sent to the concerned shareholders every year.
- **NSE Electronic Application Processing System (NEAPS) & Digital Portal:** The NEAPS is a web-based application designed by NSE for corporates. All periodical compliance filings like shareholding pattern, corporate governance report, media releases, statement of investor complaints, among others are filed electronically on NEAPS. Apart from this, announcements submitted to the Exchange and disclosures submitted under SEBI (Substantial Acquisition of Shares and Takeovers) Regulations, 2011 are made through NSE's newly launched Digital Portal.
- **BSE Corporate Compliance & Listing Centre (the 'Listing Centre'):** BSE's Listing Centre is a web-based application designed for corporates. All periodical compliance filings like shareholding pattern, corporate governance report, media releases, statement of investor complaints, among others are filed electronically on the Listing Centre.
- **SEBI Complaints Redress System (SCORES):** The investor complaints are processed in a centralised web-based complaints redress system. The salient features of this system are: centralised database of all complaints, online upload of Action Taken Reports (ATRs) by concerned companies and online viewing by investors of actions taken on the complaint and its current status.
- **Designated exclusive Email-ID:** The Company has designated the following Email- ID exclusively for investor servicing: investors@centuryply.com.

MANAGEMENT DISCUSSION AND ANALYSIS

Management Discussion and Analysis is set out in a separate section included in this Annual Report.

GENERAL SHAREHOLDER INFORMATION

Company Registration Details

The Company is registered in the State of West Bengal, India. The Corporate Identity Number (CIN) allotted to the Company by the Ministry of Corporate Affairs (MCA) is L20101WB1982PLC034435.

Annual General Meeting for the Financial Year 2021-22:

Day & date	Wednesday, 21 st September, 2022
Time	11:00 A.M.
Venue	The Company would be conducting the AGM through VC / OAVM pursuant to the MCA Circular dated 5 th May, 2022 (*). For details please refer to the Notice of AGM.
Book Closure dates	Thursday, 15 th September, 2022 to Wednesday, 21 st September, 2022 (both days inclusive)

* Subject to such further guidelines as may be issued by MCA in this regard.

Dividend Payment date

Upon declaration at the ensuing Annual General Meeting, dividend shall be paid within statutory period of 30 days from the date of declaration.

Financial Year

Your Company follows the financial year starting from 1st April of a year and ending on 31st March of the following year. Tentative meeting calendar for the financial year ending on 31st March, 2023:

Particulars	Tentative Schedule
Results for the Quarter ending 30 th June, 2022	First week of August, 2022
Results for the Quarter ending 30 th September, 2022	First week of November, 2022
Results for the Quarter ending 31 st December, 2022	First week of February, 2023
Results for the Quarter and Financial Year ending 31 st March, 2023	Second week of May, 2023
Annual General Meeting for the year ending on 31 st March 2023	August/ September, 2023

Listing Details

The Equity Shares of the Company are listed on the following Stock Exchanges:

Name and address of Stock Exchange	Stock Code
National Stock Exchange of India Ltd.(NSE) Exchange Plaza, C-1, Block G, Bandra Kurla Complex, Bandra (E), Mumbai – 400 051 Website: www.nseindia.com	CENTURYPLY
BSE Limited (BSE) Phiroze Jeejeebhoy Towers, Dalal Street, Mumbai- 400001 Website: www.bseindia.com	532548
ISIN	INE348B01021

Payment of Listing Fees

Annual listing fees for the Financial Year(s) 2021-22 and 2022-23 has been paid to both NSE and BSE on time.

Payment of Depository Fees

Annual Custody/Issuer fee for the Financial Year(s) 2021-22 and 2022-23 has been paid to National Securities Depository Limited (NSDL) and Central Depository Services (India) Limited (CDSL).

Stock Market Price Data

Monthly high and low quotations as well as the volume of shares traded at BSE and NSE, where the shares are regularly traded, for the Financial Year 2021-22 are as follows:

Month	BSE			NSE		
	High ₹	Low ₹	Volume (No. of shares)	High ₹	Low ₹	Volume (No. of shares)
2021						
April	362.00	283.00	6,62,426	362.00	286.30	87,48,145
May	447.30	331.70	5,31,502	447.40	331.35	80,72,790
June	445.75	392.85	3,99,161	445.95	393.00	56,48,211
July	458.70	396.40	5,41,818	459.00	387.80	54,07,621
August	441.05	352.25	3,77,280	436.25	341.80	56,66,510
September	487.30	391.70	4,09,005	488.35	391.55	89,11,643
October	576.05	465.50	3,52,333	571.90	467.85	58,52,968
November	714.95	540.10	5,71,146	712.90	542.85	82,74,748
December	669.70	545.75	4,26,289	672.00	545.00	59,52,402
2022						
January	687.60	578.25	3,45,974	659.50	578.55	41,69,906
February	659.25	566.35	2,57,827	659.55	565.60	32,71,492
March	749.00	564.85	7,57,410	749.00	564.70	1,55,38,126

Source: BSE and NSE websites

Performance of Company's share price in comparison to BSE Sensex is as under:

Month	BSE Sensex		Company's Shares	
	Closing	% Change	Closing	% Change
2021				
April	48,782.36	(1.47)	349.05	9.63
May	51,937.44	6.47	397.85	13.98
June	52,482.71	1.05	404.95	1.78
July	52,586.84	0.20	422.35	4.30
August	57,552.39	9.44	401.85	(4.85)
September	59,126.36	2.73	471.95	17.44
October	59,306.93	0.31	540.10	14.44
November	57,064.87	(3.78)	601.80	11.42
December	58,253.82	2.08	596.70	(0.85)
2022				
January	58,014.17	(0.41)	590.10	(1.11)
February	56,247.28	(3.05)	593.35	0.55
March	58,568.51	4.13	716.40	20.74

Note : Figures within brackets indicate negative value

Source: BSE and NSE websites

Registrar and Share Transfer Agent

M/s. Maheshwari Datamatics Pvt. Ltd.
23, R.N.Mukherjee Road, 5th Floor, Kolkata 700 001
Phone No. 033- 22435029/2248-2248
Fax : 033-22484787
Email : mdpldc@yahoo.com

Share Transfer System

As per Regulation 40(1) of the SEBI (Listing Obligations and Disclosure Requirement) Regulations, 2015, as amended, Physical transfer of shares has been dispensed with and securities of listed companies can be transferred only in dematerialized form w.e.f. 1st April, 2019. Effective from 24th January, 2022, SEBI has mandated for Listed Companies to issue shares in demat form only, after processing the requests in prescribed Form ISR-4 received for issue of duplicate certificate, transmission, transposition, renewal/ exchange of share certificate, endorsement, sub-division/ splitting of certificate, consolidation of certificates, claim from Unclaimed Suspense Account, etc. The RTA will after processing such requests issue a Letter of Confirmation to the concerned shareholder for submission to DP within 120 days from the date of issue of Letter of Confirmation for dematerialisation of shares. In case shareholder fails to submit the demat request within the aforesaid period, the RTA shall credit the shares to Suspense Escrow Demat Account of the Company. Form ISR-4 is available on the website of the Company at: <https://www.centuryply.com/investor-information/investor-forms/Form%20ISR-4.pdf>.

The Board has delegated the authority for approving transfer, transmission, etc. of the Company's securities to its Share Transfer Committee. The Committee meets as and when required to, inter alia, consider the issue of duplicate share certificates (letter of confirmation with effect from 24th January, 2022) and attend to Shareholders' grievances, etc. A summary of the transfer, transmissions, dematerialisation,

rematerialisation, etc. is placed before the Committee at every meeting. There are no legal cases relating to transfer/transmission of shares.

All communications regarding share certificates, change of address, dividends, etc. should be addressed to the RTA. Transfer of shares in electronic form were processed and approved by NSDL and CDSL through their Depository Participant without the involvement of the Company. The shares lodged for transfer, transmission, etc. are processed and share certificates duly endorsed (letter of confirmation with effect from 24th January, 2022) are sent within the stipulated time, subject to documents being valid and complete in all respects.

In view of this and to eliminate all risks associated with physical shares and for ease of portfolio management, members holding shares in physical form are requested to consider converting their holdings to dematerialized form. However, investors are not barred from holding shares in physical form.

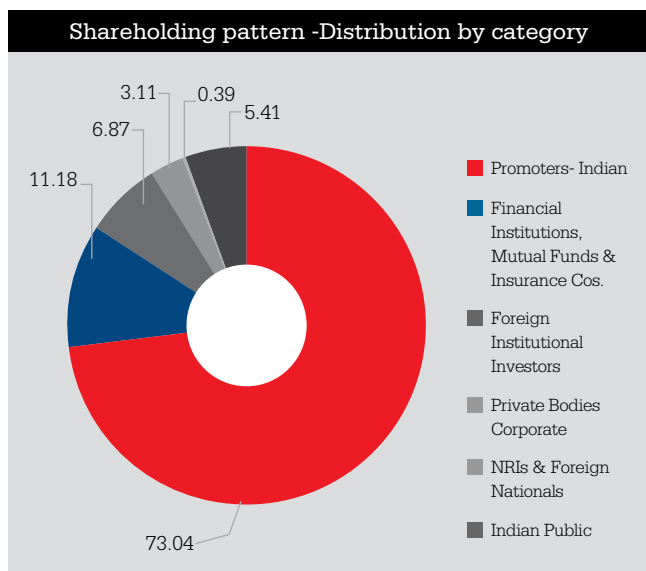
As required under Regulation 40(9) of the Listing Regulations, the Company had obtained for the year under review a certificate from a Company Secretary in Practice, confirming due compliance of share transfer formalities and also filed a copy of the said certificate with the stock exchanges.

Reconciliation of Share Capital Audit

As stipulated under Regulation 76 of SEBI (Depositories and Participants) Regulations, 2018, as amended, a Company Secretary in Practice carries out the Share Capital Audit to reconcile the total admitted capital with National Securities Depository Limited (NSDL) and Central Depository Services (India) Limited (CDSL) and the total issued and listed capital. This audit is carried out in every quarter and the report thereon is submitted to stock exchanges where the Company's shares are listed and is also placed before the Board of Directors. No discrepancies were noticed during these audits.

Distribution of shareholding by size

Category	As on 31 st March, 2022			
	No. of Shareholders		No. of Shares	
	Total	%	Total	%
1 - 500	62565	94.13	4380758	1.97
501 - 1000	1922	2.89	1422663	0.64
1001 - 2000	862	1.30	1263691	0.57
2001 - 3000	336	0.51	873378	0.39
3001 - 4000	142	0.21	502646	0.23
4001 - 5000	113	0.17	517566	0.23
5001 - 10000	240	0.36	1747813	0.79
Above 10000	286	0.43	211464475	95.18
TOTAL	66466	100.00	222172990	100.00



In terms of SEBI Circular no. SEBI/HO/CFD/CMD/CIR/P/2017/128 dated 19th December, 2017, shareholding of the promoter and promoter group, public shareholder and non-public non-promoter shareholder have been consolidated on the basis of the PAN and folio number.

Dematerialisation of shares

The Company's Equity Shares are tradable compulsorily in electronic form. We have established connectivity with both the depositories, i.e., NSDL and CDSL. The International Securities Identification Number ('ISIN') allotted to the Equity Shares under the Depository System is INE348B01021. All shares held by Promoters/Promoter Group have been dematerialised. The Company's Equity Shares are frequently traded on the BSE Limited (BSE) and National Stock Exchange of India Limited (NSE).

Members attention is drawn to the SEBI Circular No. SEBI/HO/MIRSD/MIRSD_RTAMB/P/CIR/2021/655 dated 3rd November, 2021 and subsequent clarification dated 14th December, 2021, whereby it has been mandated on part of all securities holder holding shares in physical form to furnish/ update PAN, Address with Pincode, email address, mobile number, specimen signature, bank account details and nomination. Folios wherein any one of the cited documents / details are not available on or after 1st April, 2023, shall be frozen by the Registrar and Transfer Agent of the Company (RTA) and such shareholder will not be eligible to lodge grievance or avail service request from the RTA and will not be eligible for receipt of dividend in physical mode.

All Shareholders, who have not yet dematerialised their shares, are advised to get their shares converted into demat/ electronic form at the earliest and avail the benefits of dealing in shares in demat form, as transfers shall be processed in dematerialised form only. Further, transmission or transposition of securities held in physical or dematerialised form shall be effected only

Category	As on 31 st March, 2022	
	No. of Shares	% to Share Capital
Promoters- Indian	162282858	73.04
Financial Institutions, Mutual Funds, Insurance Cos., etc.	24847317	11.18
Foreign Institutional Investors	15250636	6.87
Private Bodies Corporate*	6914607	3.11
NRIs & Foreign Nationals	865356	0.39
Indian Public [#]	12012216	5.41
TOTAL	222172990	100.00

* Including shares held in Unclaimed Suspense Account

[#] Including shares transferred to Investor Education and Protection Fund

in dematerialised form. A guidance note on dematerialisation of shares held in physical form is placed on the website of the Company at: <https://www.centuryply.com/investor-information/Guidance-note-on-dematerialisation-of-shares-held-in-physical-form.pdf>.

Bifurcation of shares held in physical and demat form as on 31st March, 2022

Particulars	No. of Shares	% to Share Capital #
Physical	369678	0.17
Demat *		
- NSDL (A)	194080382	87.35
- CDSL (B)	27722930	12.48
TOTAL (A + B)	221803312	99.83
TOTAL	222172990	100.00

* includes entire Promoters' shareholding.

[#] does not include forfeited share capital

Liquidity

The Company's Equity Shares are actively traded on the NSE and BSE. Relevant data for the average daily turnover for the Financial Year 2021-22 is given below:

Particulars	NSE	BSE	Total
Shares (nos.)	344817	22710	367527
Value (₹ in Lac)	1769.35	114.48	1883.83

Transfer of Unclaimed dividend to Investor Education and Protection Fund

In terms of the provisions of Sections 124 and 125 of the Companies Act, 2013 read with Investor Education and Protection Fund Authority (Accounting, Audit, Transfer and Refund) Rules, 2016, dividends which remain unpaid/unclaimed for a period of seven years from the date of transfer to the unpaid dividend account have to be statutorily transferred

by the Company to the Investor Education and Protection Fund (IEPF) administered by the Central Government. In compliance thereof, the Company has transferred to IEPF, final Dividend for the Financial Year 2013-14 and interim dividend for the Financial Year 2014-15 which remained unpaid/ unclaimed for a period of seven years. To ensure maximum disbursement of unclaimed dividend, the Company regularly sends reminder letters through electronic and/or physical means to all those shareholders whose dividend are lying unpaid/unclaimed for any year/(s) during the last seven years indicating that the unclaimed amount will be transferred to the IEPF, if not claimed by the shareholders before the due date of transfer to the said Fund. Once unclaimed dividend is transferred to IEPF, no claim shall lie against the Company in respect thereof. However, members may apply for refund with the IEPF authority by making an application in the prescribed Form along with fee.

Further, the details of dividend unclaimed by the Members and lying with the Company as on 31st March, 2021, for the past years, have been uploaded on the Company's website, www.centuryply.com and that of the IEPF Authority at www.iepf.gov.in.

Unclaimed Shares

In accordance with the requirement of Regulation 34(3) read with Schedule V Part F of the Listing Regulations, the Company hereunder, reports the details in respect of unclaimed shares transferred to the suspense account, 'Century Plyboards (India) Limited- Unclaimed Shares Suspense Account':

Particulars	No. of Shareholders	No. of Shares
Aggregate number of Shareholders and outstanding shares held in the Unclaimed Suspense Account as on 1 st April, 2021	4	4,750
Number of Shareholders and outstanding shares transferred to Unclaimed Suspense Account during the year	Nil	Nil
Number of shareholders who approached the Company for transfer of shares from Unclaimed suspense account during the year	Nil	Nil
Number of shareholders to whom shares were transferred from suspense account during the year	Nil	Nil
Number of Shareholders and outstanding shares transferred to IEPF Demat Account during the year	1	1500
Aggregate number of shareholders and outstanding shares held in the Unclaimed Suspense Account as on 31 st March, 2022	3	3,250

Voting rights in respect of the aforesaid 3,250 shares held in the Unclaimed Suspense Account will remain frozen till the time such shares are transferred from the Unclaimed Suspense Account to the concerned Shareholders / legal heirs.

Transfer of shares in respect of which dividend remained unclaimed/ unpaid for seven consecutive years or more

Pursuant to provisions of Section 124(6) of the Companies Act, 2013 read with Investor Education and Protection Fund Authority (Accounting, Audit, Transfer and Refund) Rules, 2016 ('IEPF Rules') and amendments made thereto, the Equity Shares, in respect of which dividend has not been claimed or encashed by the Members for seven or more consecutive years, are liable to be transferred by the Company to the Investor Education and Protection Fund ('IEPF'). Upon transfer of such shares, all benefits, viz. bonus, dividend etc., if any, accruing on such shares shall also be credited to the IEPF and the voting rights on such shares shall remain frozen till the rightful owner claims the shares.

The aforesaid requirement of transferring shares to IEPF does not apply to shares in respect of which there is a specific order of Court, Tribunal or Statutory Authority, restraining any transfer of the same. The Company sends periodical reminders to the shareholders to claim their dividends in order to avoid transfer of dividends/shares to IEPF Authority. Notices in this regard are also published in the newspapers and details of unclaimed dividends and shareholders whose shares are liable to be transferred to the IEPF Authority are uploaded in 'Transfer of shares to IEPF' section on the Company's website, www.centuryply.com/investors.

In view of the aforesaid provisions, the Company has during the year under review, transferred 6655 shares held by 20 shareholders to the demat account of IEPF authority, after sending letters/reminders to the concerned shareholders and also giving a notice in the newspapers in this regard. Altogether till date, 91802 shares held by 401 shareholders have been transferred to the demat account of IEPF authority.

Members who have a claim on above dividends and shares may claim the same from IEPF Authority by submitting an online application in web Form No. IEPF-5 available on the website of IEPF at www.iepf.gov.in. Thereafter, the claimant shall send a physical copy of the same along with original share certificate, and other documents as enumerated in Form No. IEPF-5, duly signed by him, to the Company Secretary, who is the Nodal Officer of the Company, at its registered office for verification and onward processing of the claim. No claims shall lie against the Company in respect of the dividend/shares so transferred. Therefore, it is in the interest of shareholders to regularly claim the dividends declared by the Company.

Credit Ratings

Credit Rating by ICRA

Long term credit facilities	'AA' with 'Stable outlook'
Short term credit facilities	A1+

The rating of AA indicates high degree of safety regarding timely servicing of financial obligations and very low credit risk.

A 'Stable' outlook indicates expected stability (or retention) of the credit ratings in the medium term on account of stable credit risk profile of the entity in the medium term.

The rating of A1+ indicates very strong degree of safety regarding timely payment of financial obligations and carries the lowest credit risk.

Outstanding Global Depository Receipts ('GDRs')/ American Depository Receipts ('ADRs') / warrants or any convertible instruments, conversion date and likely impact on equity

The Company has not issued any GDRs/ ADRs/ warrants or any convertible instruments in the past. Hence, there are no outstanding GDRs/ ADRs/ warrants or any convertible instruments outstanding for conversion as on 31st March, 2022 having an impact on equity.

Commodity price risk or foreign exchange risk and hedging activities

Foreign currency exposure and its hedging:

The Company has following foreign exchange exposure in its books

- Liability towards imports for purchases for goods and services.
- Liability towards foreign currency loans such as Buyers Credit, Foreign Currency Term Loans, etc.
- Forex exposure in terms of receivables against its exports made to various countries.

Majority of the Company's payables and receivables are in US Dollars or Euro and due to fluctuations in foreign exchange prices, it is subject to foreign exchange risks. Your Company hedges its foreign currency exposure in respect of its imports, borrowings and export receivables as per its laid down policies and mainly uses forward exchange contracts for the same.

Commodity price risk and commodity hedging:

Commodities form a major part of the raw materials required for Company's Products portfolio and hence Commodity price risk is one of the important market risk for the Company. Your Company has mechanisms in place to ensure that the organisation is adequately protected from the market volatility in terms of price and availability.

Your Company does not have material exposure of any commodity and accordingly, no hedging activities for the same are carried out. Therefore, there is no disclosure to

offer in terms of SEBI circular no. SEBI/HO/CFD/CMD1/CIR/P/2018/0000000141 dated 15th November, 2018.

Plant Locations

A	Veneer and Plywood	Kolkata Unit Kanchowki, Bishnupur, District: 24 Parganas (S), West Bengal Chennai Unit Chinnappolapuram, Gummidipoondi, Tamil Nadu Karnal Unit Rambha Road, Taraori, Haryana Cent Ply & Purbanchal Timber Industries (Guwahati Units) Mirza Palasbari Road, Kamrup, Assam Kandla Unit Village Moti Chirai, Taluka Bhachau, Kachchh, Gujarat
B	Particle Board	Chinnappolapuram, Gummidipoondi, Tamil Nadu
C	MDF	Village Doulowal, Tehsil and District Hoshiarpur, Punjab
D	Laminate	Kanchowki, Bishnupur, District: 24 Parganas (S), West Bengal
E	Logistics	Century Sonai CFS Block-B & C, Sonai, Khidderpore, Kolkata, West Bengal Century Jinjira Pole CFS Hide Road, Brace Bridge, Khidderpore, Kolkata, West Bengal

Address for correspondence

Company Secretary & Compliance Officer
Century Plyboards (India) Limited
'Century House', P-15/1, Taratala Road, Kolkata - 700088
Phone : 033-39403950
Fax : 033- 24015556
Email : sundeepj@centuryply.com
Website : www.centuryply.com
E Mail ID for Investors Grievances : investors@centuryply.com

For and on behalf of the Board of Directors

Sajjan Bhajanka
(DIN: 00246043)

Kolkata, 20th July, 2022

Chairman & Managing Director



DECLARATION OF COMPLIANCE WITH THE CODE OF CONDUCT

To
The Board of Directors
Century Plyboards (India) Ltd.
P-15/1, Taratala Road,
Kolkata - 700088

I hereby confirm that the Company has obtained from all the members of the Board and Senior Management Personnel, affirmation(s) that they have complied with the 'Code of Conduct for Directors and Senior Management Personnel' in respect of the financial year ended 31st March, 2022.

Sanjay Agarwal
CEO & Managing Director
Kolkata, 20th July, 2022

CERTIFICATE BY CHIEF EXECUTIVE OFFICER AND CHIEF FINANCIAL OFFICER

To

The Board of Directors

Century Plyboards (India) Ltd.

P-15/1, Taratala Road,

Kolkata - 700088

We, the undersigned, in our respective capacities as Chief Executive Officer and Chief Financial Officer of Century Plyboards (India) Limited ("the Company"), certify that:

- a. We have reviewed the financial statements and cash flow statement for the year ended 31st March, 2022 and to the best of our knowledge and belief, state that:
 - i) these statements do not contain any materially untrue statement or omit any material fact or contain statements that might be misleading.
 - ii) these statements together present a true and fair view of the Company's affairs and are in compliance with existing accounting standards, applicable laws and regulations.
- b. To the best of our knowledge and belief, none of the transactions entered into by the Company during the year ended 31st March, 2022 are fraudulent, illegal or violative of the Company's code of conduct.
- c. We accept responsibility for establishing and maintaining internal controls for financial reporting and have evaluated the effectiveness of the internal control systems of the Company pertaining to financial reporting. We have disclosed to the Auditors and the Audit Committee, deficiencies in the design or operation of internal controls, if any, of which we are aware and the steps we have taken or propose to take to rectify these deficiencies.
- d. We have indicated, wherever applicable, to the Auditors and Audit Committee:
 - i) significant changes, if any, in the internal control over financial reporting during the year;
 - ii) significant changes, if any, in the accounting policies made during the year and that the same has been disclosed in the notes to the financial statements; and
 - iii) instances of significant fraud, if any, of which we have become aware and the involvement therein, if any, of the management or an employee having significant role in the Company's internal control system over financial reporting.

Sanjay Agarwal

CEO & Managing Director

Kolkata, 20th July, 2022

Arun Kumar Julasaria

Chief Financial Officer



CERTIFICATE ON CORPORATE GOVERNANCE OF CENTURY PLYBOARDS (INDIA) LIMITED

To
The Members,
CENTURY PLYBOARDS (INDIA) LIMITED

We have examined the compliance of conditions of Corporate Governance by **CENTURY PLYBOARDS (INDIA) LIMITED** (“the Company”) for the year ended on 31st March, 2022, as stipulated in Chapter IV and Schedule V of the Securities and Exchange Board of India (Listing Obligations and Disclosure Requirements) Regulations, 2015, as amended.

The compliance of conditions of Corporate Governance is the responsibility of the Management of the Company. Our examination has been limited to a review of the procedures and implementation thereof adopted by the Company for ensuring compliance with the conditions of the Corporate Governance as stipulated in the said Clause and/or Regulations. It is neither an audit nor an expression of opinion on the financial statements of the Company.

In our opinion and to the best of our knowledge, information and according to the explanations given to us and based on the representations made by the Directors and the Management, we certify that the Company has complied with the conditions of Corporate Governance as stipulated in Chapter IV and Schedule V of the Securities and Exchange Board of India (Listing Obligations and Disclosure Requirements) Regulations, 2015, as amended.

We state that such compliance is neither an assurance as to future viability of the Company nor the efficiency or effectiveness with which the management has conducted the affairs of the Company.

For MKB & Associates
Company Secretaries
Firm Reg No: P2010WB042700

Manoj Kumar Banthia
Partner

Membership no. 11470

COP no. 7596

UDIN: A011470D000658721

Date: 20.07.2022

Place: Kolkata

CERTIFICATE OF NON-DISQUALIFICATION OF DIRECTORS

(pursuant to Regulation 34(3) and Schedule V Para C clause (10)(i) of the SEBI
(Listing Obligations and Disclosure Requirements) Regulations, 2015)

To

The Members,

Century Plyboards (India) Limited

P - 15/1, Taratala Road,

Kolkata – 700 088, West Bengal

We have examined the relevant disclosures received from the Directors and registers, records, forms, returns maintained by Century Plyboards (India) Limited (CIN: L20101WB1982PLC034435) having its Registered office at P - 15/1, Taratala Road, Kolkata - 700088, West Bengal (hereinafter referred to as 'the Company'), produced before us by the Company for the purpose of issuing this Certificate, in accordance with Regulation 34(3) read with Schedule V Para-C Sub clause 10(i) of the Securities and Exchange Board of India (Listing Obligations and Disclosure Requirements) Regulations, 2015.

In our opinion and to the best of our information and according to the verifications [including Directors Identification Number (DIN) status at the portal www.mca.gov.in] as considered necessary and explanations furnished to us by the Company and its officers, we certify that following are the Directors on the Board of the Company as on 31st March, 2022:

Sl. No.	DIN	Name	Designation	Date of appointment
1	00246043	Mr. Sajjan Bhajanka	Chairman & Managing Director	05.12.1986
2	00246132	Mr. Sanjay Agarwal	CEO & Managing Director	05.01.1982
3	00591512	Mr. Prem Kumar Bhajanka	Managing Director	16.04.2008
4	01006268	Mr. Vishnu Khemani	Managing Director	16.04.2008
5	03109701	Mr. Keshav Bhajanka	Executive Director	28.01.2016
6	03109710	Ms. Nikita Bansal	Executive Director	01.02.2017
7	00223718	Mr. Rajesh Kumar Agarwal	Executive Director	09.02.2021
8	00472128	Mr. Ajay Baldawa	Executive Director	23.02.1994
9	00462925	Ms. Mamta Binani	Director	24.07.2014
10	02374358	Mr. J P Dua	Director	28.01.2016
11	00396838	Mr. Vijay Chhibber	Director	01.02.2017
12	00469622	Mr. Debanjan Mandal	Director	01.08.2017
13	00113473	Mr. Sunil Mitra	Director	03.08.2017
14	00033045	Mr. Probir Roy	Director	01.04.2019
15	02107792	Mr. Amit Kiran Deb	Director	01.04.2020
16	00233768	Mr. Naresh Pachisia	Director	01.04.2021

We further certify that none of the aforesaid Directors on the Board of the Company for the financial year ended on 31st March, 2022 have been debarred or disqualified from being appointed or continuing as Directors of companies by the Securities and Exchange Board of India, Ministry of Corporate Affairs, or any such other Statutory Authority.

Ensuring the eligibility for the appointment / continuity of every Director on the Board is the responsibility of the management of the Company. Our responsibility is to express an opinion on these based on our verification. This certificate is neither an assurance as to the future viability of the Company nor of the efficiency or effectiveness with which the management has conducted the affairs of the Company.

For **MKB & Associates**

Company Secretaries

Firm Reg No: P2010WB042700

Manoj Kumar Bantbia

Partner

Membership no. 11470

COP no. 7596

UDIN: A011470D000658699

Date: 20.07.2022

Place: Kolkata

Standalone Financial Statements

Independent Auditor's Report

To
The Members of
Century Plyboards (India) Limited

Report on the Audit of the Financial Statements

Opinion

1. We have audited the accompanying financial statements of **Century Plyboards (India) Limited** ("the Company"), which comprise the balance sheet as at 31st March, 2022, the statement of profit and loss, (including the statement of other comprehensive income), the cash flow statement and the statement of changes in equity for the year then ended and notes to the financial statements, including a summary of significant accounting policies and other explanatory information's (hereinafter referred to as "the financial statements").
2. In our opinion and to the best of our information and according to the explanations given to us, the aforesaid financial statements give the information required by the Companies Act, 2013 ("the Act") in the manner so required and give a true and fair view in conformity with the accounting principles generally accepted in India, of the state of affairs of the Company as at 31st March, 2022, its profit and other comprehensive income, cash flows and statement of changes in equity for the year ended on that date.

Basis for Opinion

3. We conducted our audit of the financial statements in accordance with the Standards on Auditing (SAs) specified

under section 143(10) of the Act. Our responsibilities under those standards are further described in the auditor's responsibilities for the audit of the financial statements' section of our report. We are independent of the Company in accordance with the 'Code of Ethics' issued by the Institute of Chartered Accountants (ICAI) of India together with the ethical requirements that are relevant to our audit of the financial statements under the provisions of the Act and the Rules there under, and we have fulfilled our other ethical responsibilities in accordance with these requirements and the ICAI's Code of Ethics. We believe that the audit evidence we have obtained is sufficient and appropriate to provide a basis for our audit opinion on the financial statements.

Key Audit Matters

4. Key audit matters are those matters that, in our professional judgment, were of most significance in our audit of the financial statements for the financial year ended 31st March, 2022. These matters were addressed in the context of our audit of the financial statements as a whole, and in forming our opinion thereon, and we do not provide a separate opinion on these matters. For each matter below, our description of how our audit addressed the matter is provided in that context:

Descriptions of Key Audit Matter

A. Valuation of Inventories

Refer to note 9 to the financial statements. The Company is having Inventory of ₹48,953.00 lakh as on 31st March, 2022. Inventories are to be valued as per Ind AS 2. As described in the accounting policies in note 2.2(j) to the financial statements, inventories are carried at the lower of cost and net realisable value. As a result, the management applies judgment in determining the appropriate provisions against inventory of Stores, Raw Material, Finished goods and Work in progress based upon a detailed analysis of old inventory, net realisable value below cost based upon future plans for sale of inventory. To ensure that all inventories owned by the entity are recorded and recorded inventories exist as at the year-end and valuation has been done correctly

B. Revenue Recognition

The accuracy of amounts recorded as revenue is an inherent risk due to the complexity involve.

The application of revenue recognition accounting standards Ind AS 115 is complex and involves a number of judgments and estimates. Refer note no 2.4(g) - to Critical accounting judgments including those involving estimations and Revenue recognition. Revenue is recognised when the control of the underlying products has been transferred to customer along with the satisfaction of the Company's performance obligation under a contract with customer.

Due to the Company's presence across different marketing regions within the country and the competitive business environment, the estimation of the various types of discounts and incentive schemes to be recognised based on sales made during the year is material and considered to be complex and judgmental. In view of the complexity of the revenue recognition and the judgments and estimates involved the recognition of revenue and provisions of discounts and incentives expenses was a matter of most significance to our audit.

How we addressed the matter in our audit

We obtained assurance over the appropriateness of the management's assumptions applied in calculating the value of the inventories and related provisions by:

- Completed a walkthrough of the inventory valuation process and assessed the design and implementation of the key controls addressing the risk.
- Verifying the effectiveness of key inventory controls operating over inventories; including sample based physical verification.
- Verify that the adequate cut off procedure has been applied to ensure that purchased inventory and sold inventory are correctly accounted.
- Reviewing the document and other record related to physical verification of inventories done by the management during the year.
- Verify that inventories are valued in accordance with Ind AS 2
- Verifying for a sample of individual products that costs have been correctly recorded.
- Comparing the net realisable value to the cost price of inventories to check for completeness of the associated provision.
- Reviewing the historical accuracy of inventory provisioning and the level of inventory write-offs during the year.

Our Conclusion:

Based on the audit procedures performed we did not identify any material exceptions in the Inventory valuation.

As part of our audit, we understood the Company's policies and processes, control mechanisms and methods in relation to the revenue recognition and evaluated the design and operative effectiveness of the financial controls from the above through our test of control procedures.

- Tested a sample of sales transactions for compliance with the Company's accounting principles to assess the completeness, occurrence and accuracy of revenue recorded.
- Performing procedures to ensure that the revenue recognition criteria adopted by Company for all major revenue streams is appropriate and in line with the Company's accounting policies.
- We tested the company's system generated reports, based on which revenue is accrued at the year end, and performed tests of details on the revenue recognised and accounts receivable balances at the year end.
- Our tests of detail focused on transactions occurring within proximity of the year end and obtaining evidence to support the appropriate timing of revenue recognition, based on terms and conditions set out in sales contracts and delivery documents or system generated reports. We considered the appropriateness and accuracy of any cut-off adjustments.
- Tested the design, implementation and operating effectiveness of the Company's controls over computation of incentives and pay out against the corresponding liability
- Obtaining and inspecting, on a sample basis, supporting documentation for discounts, incentives and rebates recorded and disbursed during the year as well as credit notes issued after the year end to determine whether these were recorded appropriately.

Descriptions of Key Audit Matter**How we addressed the matter in our audit**

- Performed retrospective review of the management's estimate by comparing utilisation of incentives with previously recognised corresponding liability. We also considered the developments during the year and subsequent to the year-end that would significantly affect the measurement of the year end incentive liability.
- Assessed and reviewed the disclosures made by the Company in the financial statements.

Our conclusion:

Based on the audit procedures performed we did not identify any material exceptions in the recognition of revenue and incentives and discount expenses.

Information Other than the financial statements and Auditor's Report Thereon

5. The Company's Board of Directors is responsible for the preparation of the other information. The other information comprises the information included in the annual reports, but does not include the financial statements and our auditor's report thereon. The annual report is expected to be made available to us after the date of this auditor's report.

Our opinion on the financial statements does not cover the other information and we do not express any form of assurance conclusion thereon.

In connection with our audit of the financial statements, our responsibility is to read the other information and, in doing so, consider whether the other information is materially inconsistent with the financial statements or our knowledge obtained during the course of our audit or otherwise appears to be materially misstated. When we read annual report if we conclude that there is a material misstatement therein, we are required to communicate the matter to those charged with governance and take appropriate action as applicable under the relevant laws and regulations.

Management's Responsibility for the financial statements

6. The Company's Board of Directors is responsible for the matters stated in section 134(5) of the Act with respect to the preparation of these financial statements that give a true and fair view of the financial position, financial performance including other comprehensive income, cash flows and changes in equity of the Company in accordance with the accounting principles generally accepted in India, including the Indian Accounting Standards (Ind AS) specified under section 133 of the Act read with the Companies (Indian Accounting Standards) Rules, 2015, as amended. This responsibility also includes maintenance of adequate accounting records in accordance with the provisions of the Act for safeguarding the assets of the Company and for preventing and detecting frauds and other irregularities; selection and application of appropriate accounting policies; making judgments and estimates that are reasonable and prudent; and the design,

implementation and maintenance of adequate internal financial controls, that were operating effectively for ensuring the accuracy and completeness of the accounting records, relevant to the preparation and presentation of the financial statements that give a true and fair view and are free from material misstatement, whether due to fraud or error.

7. In preparing the financial statements, management is responsible for assessing the Company's ability to continue as a going concern, disclosing, as applicable, matters related to going concern and using the going concern basis of accounting unless management either intends to liquidate the Company or to cease operations, or has no realistic alternative but to do so.
8. Those charged with governance are also responsible for overseeing the Company's financial reporting process.

Auditor's Responsibilities for the Audit of the financial statements

9. Our objectives are to obtain reasonable assurance about whether the financial statements as a whole are free from material misstatement, whether due to fraud or error, and to issue an auditor's report that includes our opinion. Reasonable assurance is a high level of assurance, but is not a guarantee that an audit conducted in accordance with SAs will always detect a material misstatement when it exists. Misstatements can arise from fraud or error and are considered material if, individually or in the aggregate, they could reasonably be expected to influence the economic decisions of users taken on the basis of these financial statements.
10. As part of an audit in accordance with SAs, we exercise professional judgment and maintain professional scepticism throughout the audit. We also:
- Identify and assess the risks of material misstatement of the financial statements, whether due to fraud or error, design and perform audit procedures responsive to those risks, and obtain audit evidence that is sufficient and appropriate to provide a basis for our opinion. The risk of not detecting a material misstatement resulting from fraud is higher than for one resulting from error, as fraud may involve collusion,

forgery, intentional omissions, misrepresentations or the override of internal control.

- Obtain an understanding of internal control relevant to the audit in order to design audit procedures that are appropriate in the circumstances. Under section 143(3)(i) of the Act, we are also responsible for expressing our opinion on whether the company has adequate internal financial controls system in place with reference to financial statements and the operating effectiveness of such controls.
 - Evaluate the appropriateness of accounting policies used and the reasonableness of accounting estimates and related disclosures made by management.
 - Conclude on the appropriateness of management's use of the going concern basis of accounting and, based on the audit evidence obtained, whether a material uncertainty exists related to events or conditions that may cast significant doubt on the Company's ability to continue as a going concern. If we conclude that a material uncertainty exists, we are required to draw attention in our auditor's report to the related disclosures in the financial statements or, if such disclosures are inadequate, to modify our opinion. Our conclusions are based on the audit evidence obtained up to the date of our auditor's report. However, future events or conditions may cause the Company to cease to continue as a going concern.
 - Evaluate the overall presentation, structure and content of the financial statements, including the disclosures, and whether the financial statements represent the underlying transactions and events in a manner that achieves fair presentation.
11. Materiality is the magnitude of misstatements in the financial statements that, individually or in aggregate, makes it probable that the economic decisions of a reasonably knowledgeable user of the financial statements may be influenced. We consider quantitative materiality and qualitative factors in (i) planning the scope of our audit work and in evaluating the results of our work; and (ii) to evaluate the effect of any identified misstatements in the financial statements.
12. We communicate with those charged with governance regarding, among other matters, the planned scope and timing of the audit and significant audit findings, including any significant deficiencies in internal control that we identify during our audit.
13. We also provide those charged with governance with a statement that we have complied with relevant ethical requirements regarding independence, and to communicate with them all relationships and other matters that may reasonably be thought to bear on our independence, and where applicable, related safeguards.
14. From the matters communicated with those charged with governance, we determine those matters that were of most significance in the audit of the financial statements of the current period and are therefore the key audit matters. We

describe these matters in our auditor's report unless law or regulation precludes public disclosure about the matter or when, in extremely rare circumstances, we determine that a matter should not be communicated in our report because the adverse consequences of doing so would reasonably be expected to outweigh the public interest benefits of such communication.

Report on Other Legal and Regulatory Requirements

15. As required by the Companies (Auditor's report) Order, 2020 ("the Order") issued by the Central Government of India in terms of sub-section (11) of section 143 of the Act, we give in the "Annexure A" a statement on the matters specified in paragraphs 3 and 4 of the Order.
16. As required by section 143 (3) of the Act, we report that:
- a) We have sought and obtained all the information and explanations which to the best of our knowledge and belief were necessary for the purposes of our audit;
 - b) In our opinion, proper books of account as required by law have been kept by the Company so far as it appears from our examination of those books;
 - c) The balance sheet, the statement of profit and loss including the statement of other comprehensive income, the cash flow statement and statement of changes in equity dealt with by this Report are in agreement with the books of account;
 - d) In our opinion, the aforesaid financial statements comply with the Accounting Standards specified under Section 133 of the Act, read with Companies (Indian Accounting Standards) Rules, 2015, as amended from time to time;
 - e) On the basis of the written representations received from the directors as on 31st March, 2022 taken on record by the Board of Directors, none of the directors is disqualified as on 31st March, 2022 from being appointed as a director in terms of Section 164(2) of the Act;
 - f) With respect to the adequacy of the internal financial controls with reference to financial statement of the Company and the operating effectiveness of such controls, refer to our separate Report in "Annexure B".
 - g) With respect to the other matters to be included in the Auditor's Report in accordance with the requirement of section 197(16) of the Act:

In our opinion and to the best of our information and according to the explanations given to us, the remuneration paid/provided by the Company to its directors during the year is in accordance with the provisions of section 197 of the Act and
 - h) With respect to the other matters to be included in the Auditor's Report in accordance with Rule 11 of the Companies (Audit and Auditors) Rules, 2014, as amended, in our opinion and to the best of our information and according to the explanations given to us:

- i. The Company has disclosed the impact of pending litigations on its financial position in its financial statements– Note 33(ii) to the financial statements;
- ii. The Company did not have any long-term contracts including derivative contracts for which there were any material foreseeable losses.
- iii. There has been no delay in transferring amounts, required to be transferred, to the Investor Education and Protection Fund by the Company.
- iv. (a) The management has represented to us that, to the best of its knowledge and belief, no funds have been advanced or loaned or invested (either from borrowed funds or share premium or any other sources or kind of funds) by the company to or in any other person(s) or entities, including foreign entities (“Intermediaries”), with the understanding, whether recorded in writing or otherwise, that the Intermediary shall, whether, directly or indirectly lend or invest in other persons or entities identified in any manner whatsoever by or on behalf of the company (“Ultimate Beneficiaries”) or provide any guarantee, security or the like on behalf of the Ultimate Beneficiaries;
- (b) The management has represented to us that, to the best of its knowledge and belief, no funds have been received by the company from any persons or entities, including foreign entities (“Funding Parties”), with the understanding, whether recorded in writing or otherwise, that the company shall, whether, directly or indirectly, lend or invest in other persons or entities identified in any manner whatsoever by or on behalf of the Funding Party (“Ultimate Beneficiaries”) or provide any guarantee, security or the like on behalf of the Ultimate Beneficiaries; and
- (c) Based on our audit procedures that are considered reasonable and appropriate in the circumstances, nothing has come to our notice that has caused us to believe that the representations under sub-clause (a) and (b) contain any material mis-statement.
- v. (a) The final dividend paid by the Company during the year in respect of the same declared for the previous year is in accordance with section 123 of the Act to the extent it applies to payment of dividend.
- (b) The Board of Directors of the Company has proposed dividend for the year, which is subject to the approval of the Members at the ensuing Annual General Meeting. The amount of dividend proposed is in accordance with Section 123 of the Act, as applicable.

For Singhi & Co.

Chartered Accountants
Firm Registration No. - 302049E

Rajiv Singhi

Partner

Place: Kolkata
Date: 16th May, 2022

Membership No. - 053518
UDIN - 22053518AJAKMU9055

Annexure "A" to the Independent Auditor's Report

(Referred to in paragraph 15 under 'Report on Other Legal and Regulatory Requirements' section of our Independent Auditor's Report of even date to the Members of Century Plyboards (India) Limited on the financial statements as of and for the year ended 31st March, 2022)

- i. In respect of the Company's fixed assets:
- (a) (A) The Company has maintained proper records showing full particulars, including quantitative details and situation of fixed assets.
- (B) The Company has maintained proper records showing full particulars of intangibles assets.
- (b) The property, plant and equipment were physically verified during the year by the Management in accordance with a regular programme of verification which, in our opinion, provides for physical verification of all the property, plant and equipment at reasonable intervals. According to the information and explanation given to us, no material discrepancies were noticed on such verification.
- (c) According to the information and explanations given to us and on the basis of our examination of the records of the Company, the title deeds of immovable properties are held in the name of the Company.
- (d) The Company has not revalued its Property, Plant and Equipment (including Right of use assets) or intangible assets during the year ended 31st March, 2022.
- (e) According to information and explanations given to us and on the basis of our examination of the records of the Company, there are no proceedings initiated or are pending against the Company for holding any benami property under the Prohibition of Benami Property Transactions Act, 1988 and rules made thereunder.
- ii. (a) The management has conducted physical verification of inventory (excluding inventories in transit) at reasonable intervals during the year and discrepancies is less than 10% in aggregate for each class of inventory. In our opinion, the frequency of verification by the management is reasonable and the coverage and procedure for such verification is appropriate.
- (b) According to the information and explanations given to us and on the basis of our examination of the records of the Company, the Company has been sanctioned working capital limits in excess of five crore rupees, in aggregate, from banks or financial institutions on the basis of security of current assets. In our opinion, the quarterly returns or statements filed by the Company with such banks or financial institutions are in agreement with the books of account of the Company except as follows-

Quarter	Name of bank	Particulars	Amount as per books of account (₹ in lakh) *	Amount as reported in the quarterly return/ statement (₹ in lakh) *	Amount of difference (₹ in lakh)
Apr-Jun 2021	Consortium of Indian	Aggregate	56808	55389	1419
Jul-Sep 2021	Bank (Lead Bank),	working capital	57141	55722	1419
Oct-Dec 2021	HDFC Bank, DBS Bank,	sanctioned limits	51865	50639	1226
Jan-Mar 2022	Standard Chartered Bank & Yes Bank	of ₹42500 lakh	58387	57430	957

* These includes the Inventories plus Trade Receivables less trade payables.

Also Refer Note No. 17 of the financial statements.

- iii. (a) According to the information and explanations given to us and on the basis of our examination of the records of the Company, the company has not provided any guarantees, provided any advances in the nature of loans or provided securities to companies, firms, Limited Liability Partnerships or any other parties. The Company has, made investments in subsidiaries Companies during the year. The Company and provided loans to its subsidiary company, in respect of which the requisite information is as below:

Particulars	Loan given (₹ in lakh)
Aggregate amount granted/ provided during the year	
To Subsidiaries	2089.77
To Other than subsidiaries, joint ventures and associates	0.00
Balance outstanding as at balance sheet date in respect of above	
Subsidiaries	0.00
Other than subsidiaries, joint ventures and associates	0.00

- (b) In respect of aforesaid investments/ loan, the terms and conditions under which investment were made, loans and guarantee were provided are, prima facie, not prejudicial to the interest of the company.
- (c) According to the information and explanations given to us and based on the audit procedures conducted by us, in respect of loans, the schedule of repayment of principal and payment of interest has been stipulated and re payment of principle and payment of interest are regular.
- (d) There are no amounts of loans and advances in the nature of loans granted to companies which are overdue for more than ninety days.
- (e) According to the information and explanations given to us and on the basis of our examination of the records of the Company, there is no loan or advance in the nature of loan granted falling due during the year, which has been renewed or extended or fresh loans granted to settle the overdue of existing loans given to same parties.
- (f) The Company has not granted any loans or advances in the nature of loans, either repayable on demand or without specifying any terms or period of repayment to companies, firms, Limited Liability Partnerships or any other parties. Accordingly, the requirement to report on clause 3(iii)(f) of the Order is not applicable to the Company.
- iv. In our opinion, and according to the information and explanations given to us, the Company has complied with the provisions of sections 185 and 186 of the Companies Act, 2013 to the extent applicable.
- v. The Company has neither accepted any deposits from the public nor accepted any amounts which are deemed to be deposits within the meaning of sections 73 to 76 of the Companies Act and the rules made thereunder, to the extent applicable. Accordingly, the requirement to report on clause 3(v) of the Order is not applicable to the Company.
- vi. The Central Government has not prescribed the maintenance of cost records under section 148(1) of the Act, for any of the product & services rendered by the Company.
- vii. (a) According to the information and explanations given to us and the records of the Company examined by us, the Company is generally regular in depositing with appropriate authorities undisputed statutory dues including goods and services tax, provident fund, employees' state insurance, income-tax, sales-tax, service tax, duty of customs and other statutory dues applicable to it.
- According to the information and explanations given to us, no undisputed amounts payable in respect of Goods and Services Tax ('GST'), Provident fund, Employees' State Insurance, Income-Tax, Duty of Customs, Cess and other statutory dues were in arrears as at 31st March, 2022 for a period of more than six months from the date they became payable.
- (b) According to the information and explanations given to us and the records of the Company examined by us. The particulars of statutory dues referred to in sub-clause (a) as at 31st March, 2022 which have not been deposited on account of a dispute, are as follows:

Name of the statute	Nature of dues	Amount (₹ In lakh)	Year	Forum where dispute is pending
West Bengal VAT Act, 2005	WBST, CST & VAT	1.67	1999-00 to 2017-18	Commissioner of Commercial Tax, West Bengal
Andhra Pradesh VAT Act	Sales tax and CST	24.02	2005- 06 to 2012-13	CTO Office
Other States (including Sharon)	VAT	5.96	1990-91 to 2013-14	Joint Commissioner of Commercial Taxes
Income Tax Act, 1961	Income Tax	12.36	AY 2011-12	Commissioner of Income Tax (Appeals), Kolkata
Income Tax Act, 1961	Income Tax	584.14	AY 2012-13	Commissioner of Income Tax (Appeals), Kolkata
Income Tax Act, 1961	Income Tax	26.65	AY 2015-16	Commissioner of Income Tax (Appeals), Kolkata
Income Tax Act, 1961	Income Tax	767.11	AY 2017-18	Commissioner of Income Tax (Appeals), Kolkata
Income Tax Act, 1961	Income Tax	38.30	AY 2018-19	Commissioner of Income Tax (Appeals), Kolkata
The Central Excise Act, 1944	Duty of Excise	926.30	2008-09 to 2018-19	Customs, Excise & Service Tax Appellate Tribunal, Kolkata

- viii. The Company has not surrendered or disclosed any transaction, previously unrecorded in the books of account, in the tax assessments under the Income Tax Act, 1961 (43 of 1961) as income during the year. Accordingly, the requirement to report on clause 3(viii) of the Order is not applicable to the Company.
- ix. (a) The Company has not defaulted in repayment of loans or other borrowings or in the payment of interest thereon to any lender.
- (b) The Company has not been declared wilful defaulter by any bank or financial institution or government or any government authority.
- (c) The Company has not obtained any fresh term loan during the year.
- (d) On an overall examination of the financial statements of the Company, funds raised on short-term basis have, prima facie, not been used during the year for long-term purposes by the Company.
- (e) According to the information and explanations given to us and on an overall examination of the financial statements of the company, we report that the company has not taken any funds from any entity or person on account of or to meet the obligations of its subsidiaries, associates or joint ventures as defined under Companies Act, 2013.
- (f) According to the information and explanations given to us and procedures performed by us, we report that the company has not raised loans during the year on the pledge of securities held in its subsidiaries, joint ventures or associate companies (as defined under Companies Act, 2013).
- x. (a) The Company has not raised any money during the year by way of initial public offer / further public offer (including debt instruments) hence, the requirement to report on clause 3(x)(a) of the Order is not applicable to the Company.
- (b) The Company has not made any preferential allotment or private placement of shares /fully or partially or optionally convertible debentures during the year under audit and hence, the requirement to report on clause 3(x)(b) of the Order is not applicable to the Company.
- xi. (a) During the course of our examination of the books and records of the Company, carried out in accordance with the generally accepted auditing practices in India, and according to the information and explanations given to us, no fraud/ material fraud by the Company or no fraud/material fraud on the Company has been noticed or reported during the year.
- (b) According to the information and explanations given to us, no report under sub-section (12) of section 143 of the Companies Act has been filed in Form ADT-4 as prescribed under rule 13 of Companies (Audit and Auditors) Rules, 2014 with the Central Government, during the year and up to the date of this report.
- (c) As represented to us by the management, there are no whistle blower complaints received by the Company during the year.
- xii. The Company is not a Nidhi Company as per the provisions of the Companies Act, 2013. Therefore, the requirement to report on clause 3(xii)(a) (b) & (c) of the Order is not applicable to the Company.
- xiii. In our opinion and according to the information and explanations given to us, transactions with the related parties are in compliance with sections 177 and 188 of Companies Act, 2013 where applicable and the details have been disclosed in the notes to the financial statements, as required by the applicable accounting standards.
- xiv. (a) In our opinion and based on our examination, the company has an internal audit system commensurate with the size and nature of its business.
- (b) We have considered, the internal audit reports for the year under audit, issued to the Company during the year and till date, in determining the nature, timing and extent of our audit procedures.
- xv. In our opinion during the year the Company has not entered into any non-cash transactions with its directors or persons connected with its directors. and hence provisions of section 192 of the Companies Act, 2013 are not applicable to the Company.
- (a) The provisions of section 45-IA of the Reserve Bank of India Act, 1934 (2 of 1934) are not applicable to the Company. Accordingly, the requirement to report on clause (xvi)(a) of the Order is not applicable to the Company.
- (b) The Company has not conducted any Non-Banking Financial or Housing Finance activities without obtained a valid Certificate of Registration (CoR) from the Reserve Bank of India as per the Reserve Bank of India Act, 1934.
- (c) The Company is not a Core Investment Company as defined in the regulations made by Reserve Bank of India. Accordingly, the requirement to report on clause 3(xvi)(c) of the Order is not applicable to the Company.
- (d) As represented by the Management, there is no core investment company within the Group (as defined in the Core Investment Companies (Reserve Bank) Directions, 2016) and accordingly reporting under clause 3(xvi)(d) of the Order is not applicable. We have not, however, separately evaluated whether the information provided by the management is accurate and complete.

- xvii. The Company has not incurred cash losses in the current financial year. In the immediately preceding financial year, the Company had not incurred cash losses.
- xviii. There has been no resignation of the statutory auditors during the year and accordingly requirement to report on Clause 3(xviii) of the Order is not applicable to the Company.
- xix. According to the information and explanations given to us and on the basis of the financial ratios, ageing and expected dates of realization of financial assets and payment of financial liabilities, other information accompanying the financial statements, our knowledge of the Board of Directors and management plans and based on our examination of the evidence supporting the assumptions, nothing has come to our attention, which causes us to believe that any material uncertainty exists as on the date of the audit report that company is not capable of meeting its liabilities existing at the date of balance sheet as and when they fall due within a period of one year from the balance sheet date. We, however, state that this is not an assurance as to the future viability of the company. We further state that our reporting is based on the facts up to the date of the audit report and we neither give any guarantee nor any assurance that all liabilities falling due within a period of one year from the balance sheet date, will get discharged by the company as and when they fall due.
- xx. (a) In our opinion and according to the information and explanations given to us, in respect of other than ongoing projects, there are no unspent amounts that are required to be transferred to a fund specified in Schedule VII of the Companies Act (the Act), in compliance with second proviso to sub section 5 of section 135 of the Act.
- (b) In our opinion and according to the information and explanations given to us, there are no unspent amounts in respect of ongoing projects, that are required to be transferred to a special account in compliance of provision of sub section (6) of section 135 of Companies Act.

For Singhi & Co.

Chartered Accountants
Firm Registration No. - 302049E

Rajiv Singhi

Partner

Place: Kolkata
Date: 16th May, 2022

Membership No. - 053518
UDIN - 22053518AJAKMU9055

Annexure “B” to the Independent Auditor’s Report

(Referred to in paragraph 16(f) under ‘Report on Other Legal and Regulatory Requirements’ section of our Independent Auditor’s Report of even date to the Members of Century Plyboards (India) Limited on the financial statements as of and for the year ended 31st March, 2022)

Report on the Internal Financial Controls with reference to Financial Statements under Clause (i) of Sub-section 3 of Section 143 of the Companies Act, 2013 (“the Act”)

We have audited the internal financial controls with reference to financial statements of **Century Plyboards (India) Limited** (“the Company”) as of 31st March, 2022 in conjunction with our audit of the financial statements of the Company for the year ended on that date.

Management’s Responsibility for Internal Financial Controls

The Board of Directors of the company is responsible for establishing and maintaining internal financial controls based on the internal financial control over financial reporting criteria established by the Company considering the essential components of internal control stated in the Guidance Note on Audit of Internal Financial Controls Over Financial Reporting issued by the Institute of Chartered Accountants of India. These responsibilities include the design, implementation and maintenance of adequate internal financial controls that were operating effectively for ensuring the orderly and efficient conduct of its business, including adherence to respective company’s policies, the safeguarding of its assets, the prevention and detection of frauds and errors, the accuracy and completeness of the accounting records, and the timely preparation of reliable financial information, as required under the Companies Act, 2013.

Auditor’s Responsibility

Our responsibility is to express an opinion on the internal financial controls with reference to these financial statements based on our audit. We conducted our audit in accordance with the Guidance Note on Audit of Internal Financial Controls Over Financial Reporting (the “Guidance Note”) issued by the Institute of Chartered Accountants of India and the Standards on Auditing prescribed under Section 143(10) of the Companies Act, 2013, to the extent applicable to an audit of internal financial controls and both issued by the Institute of Chartered Accountants of India. Those Standards and the Guidance Note require that we comply with ethical requirements and plan and perform the audit to obtain reasonable assurance about whether adequate internal financial controls with reference to financial statements was established and maintained and if such controls operated effectively in all material respects.

Our audit involves performing procedures to obtain audit evidence about the adequacy of the internal financial controls system with reference to these financial statements and their operating effectiveness. Our audit of internal financial controls with reference to these financial statements included obtaining an understanding of internal financial controls with reference to these financial statements, assessing the risk that a material weakness exists, and testing and evaluating the design and operating effectiveness of internal control based on the assessed risk. The procedures selected depend on the auditor’s judgement, including the assessment of the risks of material misstatement of the financial statements, whether due to fraud or error.

We believe that the audit evidence we have obtained is sufficient and appropriate to provide a basis for our audit opinion on the Company’s internal financial controls with reference to these financial statements.

Meaning of Internal Financial Controls with Reference to Financial Statements

A company’s internal financial control with reference to these financial statements is a process designed to provide reasonable assurance regarding the reliability of financial reporting and the preparation of financial statements for external purposes in accordance with generally accepted accounting principles. A company’s internal financial control with reference to these financial statements includes those policies and procedures that (1) pertain to the maintenance of records that, in reasonable detail, accurately and fairly reflect the transactions and dispositions of the assets of the company; (2) provide reasonable assurance that transactions are recorded as necessary to permit preparation of financial statements in accordance with generally accepted accounting principles, and that receipts and expenditures of the company are being made only in accordance with authorisations of management and directors of the company; and (3) provide reasonable assurance regarding prevention or timely detection of unauthorised acquisition, use, or disposition of the company’s assets that could have a material effect on the financial statements.

Inherent Limitations of Internal Financial Controls with reference to Financial Statements

Because of the inherent limitations of internal financial controls with reference to these financial statements, including the possibility of collusion or improper management override of controls, material misstatements due to error or fraud may

occur and not be detected. Also, projections of any evaluation of the internal financial controls with reference to financial statements to future periods are subject to the risk that the internal financial control with reference to these financial statements may become inadequate because of changes in conditions, or that the degree of compliance with the policies or procedures may deteriorate.

Opinion

In our opinion, the Company has, in all material respects, an adequate internal financial controls with reference to these financial statements and such internal financial controls with reference to these financial statements were operating effectively as at 31st March, 2022, based on the internal financial control with reference to financial statements criteria established by the Company considering the essential

components of internal control stated in the Guidance Note on Audit of Internal Financial Controls Over Financial Reporting issued by the Institute of Chartered Accountants of India.

For Singhi & Co.

Chartered Accountants
Firm Registration No. - 302049E

Rajiv Singhi

Partner

Place: Kolkata
Date: 16th May, 2022

Membership No. - 053518
UDIN - 22053518AJAKMU9055

Balance Sheet as at 31st March, 2022

₹ in Lacs

	NOTES	31st March, 2022	31st March, 2021
A ASSETS			
Non Current Assets			
Property, Plant and Equipment (including right of use assets)	3	69,547.99	68,117.89
Capital Work-in-Progress	3	16,475.75	2,119.07
Intangible Assets	3	50.18	54.60
Investment in Subsidiaries	4	15,441.46	11,662.20
Financial Assets			
Investments in others	4	30.64	25.37
Other financial assets	6	1,399.43	1,517.24
Deferred Tax Assets	7	-	4,211.25
Other Non-Current assets	8	2,040.58	2,092.19
Total Non Current Assets		1,04,986.03	89,799.81
Current Assets			
Inventories	9	48,953.00	33,016.22
Financial Assets			
Investments In Others	4	-	11,054.30
Trade Receivables	10	34,887.10	29,700.70
Cash and cash equivalents	11	780.38	1,112.03
Bank Balances other than Cash and cash equivalents	11	24,146.75	6,434.56
Loans	5	330.00	457.63
Other financial assets	6	3,458.61	2,898.12
Other Current assets	8	3,919.90	4,225.19
Total Current Assets		1,16,475.74	88,898.75
TOTAL ASSETS		2,21,461.77	1,78,698.56
B EQUITY AND LIABILITIES			
Equity			
Equity Share Capital	12	2,225.27	2,225.27
Other Equity	13	1,54,261.75	1,24,263.35
Total Equity		1,56,487.02	1,26,488.62
Liabilities			
Non Current Liabilities			
Financial Liabilities			
Borrowings	14	31.12	2,379.17
Lease Liabilities	15	1,293.02	1,414.89
Other non-current liabilities	16	104.65	159.92
Provisions	22	1,122.64	757.38
Deferred Tax Liability	7	1,679.88	-
Total Non Current Liabilities		4,231.31	4,711.36
Current Liabilities			
Financial Liabilities			
Borrowings	17	19,605.67	10,073.82
Lease Liabilities	15	485.85	860.27
Trade Payables			
Dues to micro and small enterprises	18	2,064.15	1,901.51
Dues to others	18	23,389.33	19,492.91
Other Financial Liabilities	19	10,033.94	7,284.11
Contract Liability	20	1,082.17	1,400.86
Other Current Liabilities	21	3,178.16	4,085.49
Provisions	22	705.99	718.15
Current tax liabilities (Net)	23	198.18	1,681.46
Total Current Liabilities		60,743.44	47,498.58
Total Liabilities		64,974.75	52,209.94
TOTAL EQUITY AND LIABILITIES		2,21,461.77	1,78,698.56
Significant Accounting Policies, Key Judgements, Estimates and Assumptions	2		

The accompanying notes form an integral part of the Standalone Financial Statements

3-49

As per our attached report of even date

For Singhi & Co.

Firm Registration No. - 302049E
Chartered Accountants

Rajiv Singhi

Partner
Membership No. 053518

Place: Kolkata
Date: 16th May, 2022

For and on behalf of the Board of Directors

Sajjan Bhajanka
Chairman & Managing Director
DIN: 00246043

Arun Kumar Julasaria
Chief Financial Officer

Sanjay Agarwal
CEO & Managing Director
DIN: 00246132

Sundeep Jhunjunwala
Company Secretary

Statement of Profit and Loss for the year ended 31st March, 2022

₹ in Lacs

	NOTES	2021-22	2020-21
INCOME			
Revenue from Operations	24	3,00,087.78	2,11,347.70
Other Income	25	2,276.38	1,070.17
Total Income		3,02,364.16	2,12,417.87
EXPENSES			
Cost of Materials Consumed	26	1,22,154.24	76,726.81
Purchase of Stock-in-Trade	27	40,624.20	25,739.73
Changes in inventories of Finished Goods, Stock-in-Trade and Work-in-Progress	27	(10,615.43)	3,472.99
Employee Benefits Expense	28	39,983.27	31,827.07
Finance Cost	29	961.00	1,079.43
Depreciation and Amortisation Expense	30	6,752.95	6,263.15
Other Expenses	31	54,484.77	40,044.94
Total Expenses		2,54,345.00	1,85,154.12
Profit/(Loss) before Tax and Exceptional Items		48,019.16	27,263.75
Exceptional Items	34	-	1,181.04
Profit before Tax		48,019.16	26,082.71
Tax Expenses			
Current Tax		12,104.87	6,511.16
Add/(Less): Tax expenses for earlier years charge/(credit)		154.71	(64.27)
Deferred Tax charge/(credit)		3,232.46	429.35
Total Tax Expenses		15,492.04	6,876.24
Profit for the year		32,527.12	19,206.47
Other Comprehensive Income (OCI)			
Items that will not be reclassified to Statement of Profit and Loss			
Re-Measurement gain/(loss) on defined benefit plans		(471.88)	(85.82)
Income tax related to above	7	164.89	29.99
Other Comprehensive Income for the year, net of tax		(306.99)	(55.83)
Total Comprehensive Income for the year		32,220.13	19,150.64
Earnings per equity share (nominal value of share ₹1/- (Previous Year ₹1/-))			
Basic and Diluted (₹)	44	14.64	8.64
Significant Accounting Policies, Key Judgements, Estimates and Assumptions			
	2		
The accompanying notes form an integral part of the Standalone Financial Statements	3-49		

As per our attached report of even date

For Singhi & Co.Firm Registration No. - 302049E
Chartered Accountants**Rajiv Singhi**Partner
Membership No. 053518Place: Kolkata
Date: 16th May, 2022**For and on behalf of the Board of Directors****Sajjan Bhajanka**Chairman & Managing Director
DIN: 00246043**Arun Kumar Julasaria**

Chief Financial Officer

Sanjay AgarwalCEO & Managing Director
DIN: 00246132**Sundeep Jhunjunwala**

Company Secretary

Standalone Cash Flow Statement for the Year ended 31st March, 2022

(₹ in Lacs)

Particulars	2021-22	2020-21
A CASH FLOW FROM OPERATING ACTIVITIES		
Profit before Tax	48,019.16	26,082.71
Adjustments for:		
Depreciation/Amortisation	6,752.95	6,263.15
Exceptional Items (Excise Duty Refundable added Back)	-	1,181.04
Finance Cost	961.00	1,079.43
Irrecoverable Debts & Advances Written Off	320.59	8.23
Unspent/Unclaimed Balances Written Back	(0.08)	(0.93)
(Profit)/Loss on disposal of Property, Plant and Equipment	(143.05)	(215.03)
Net gain on Sale of Investments carried at FVTPL	(147.67)	(80.69)
Interest Income from financial assets at amortised cost	(1,036.03)	(94.02)
Provision for Doubtful Debts provided / (written back)	165.83	-
Unrealised Foreign Exchange Fluctuations Loss/(Gain)	58.99	(229.98)
Operating Profit before Working Capital changes	54,951.69	33,993.91
Adjustments for:		
(Increase)/Decrease in Trade Receivables	(5,452.78)	(3,856.15)
(Increase)/Decrease in Inventories	(15,936.78)	2,394.15
(Increase)/Decrease in Financial Assets	159.50	(736.36)
(Increase)/Decrease in Other Assets	101.22	83.98
Increase in Long Term Provisions	365.26	-
Increase/(Decrease) in Short Term Provisions	(484.04)	42.94
Increase/(Decrease) in Financial Liabilities	315.96	18.79
Increase/(Decrease) in Other Liabilities	(315.51)	3,020.23
Increase/(Decrease) in Trade Payables	4,106.00	5,339.51
Cash Generated from Operations	37,810.52	40,301.00
Direct Taxes Paid (Net of Refunds)	(10,919.29)	(4,410.40)
Net Cash generated from Operating Activities	26,891.23	35,890.60
B CASH FLOW FROM INVESTING ACTIVITIES		
Proceeds/(Outflow) from Margin Money Deposit	(47.81)	166.96
Proceeds/(Outflow) from Fixed Deposit	(17,670.19)	(6,330.00)
Purchase of Property, Plant and Equipment	(23,018.55)	(6,001.41)
Sale of Property, Plant and Equipment	2,245.85	842.48
(Purchase)/Sale of Long Term Investments (Subsidiaries)	(3,779.26)	(315.71)
(Purchase)/Sale of Investment-Others	11,196.70	(10,977.21)
Loans (Given)/Refunds (net)	127.63	(7.63)
Interest Received	356.97	237.82
Net Cash used in Investing Activities	(30,588.66)	(22,384.70)
C CASH FLOW FROM FINANCING ACTIVITIES		
Proceeds from Long Term Borrowings	-	10.64
Repayment of Long Term Borrowings	(2,824.36)	(3,182.00)
Proceeds from Short Term Borrowings	10,390.10	1,795.90
Repayment of Short Term Borrowings	(531.17)	(11,342.27)
Principal payment of lease Liability	(496.28)	(425.78)
Interest Paid	(828.89)	(1,002.89)
Other Borrowing Cost Paid	(118.18)	(96.44)
Dividend paid	(2,225.44)	(0.81)
Net Cash (used in)/from Financing Activities	3,365.78	(14,243.65)

Standalone Cash Flow Statement for the Year ended 31st March, 2022

(₹ in Lacs)

Particulars	2021-22	2020-21
Net Increase/(Decrease) in Cash and Cash Equivalents (A + B + C)	(331.65)	(737.75)
Cash & Cash Equivalents - Opening Balance as on 1st April	1,112.03	1,849.78
Cash & Cash Equivalents - Closing Balance as on 31st March	780.38	1,112.03

The accompanying notes form an integral part of the Standalone Financial Statements**Notes:**

- The above Cash Flow Statement has been prepared under the "Indirect Method" as set out in the Ind AS 7 on 'Statement of Cash Flow'.
- Reconciliation between opening and closing balances of liabilities arising from financing activities.

(₹ in Lacs)

Particulars	Liabilities from financing activities		
	Term Loan/Vehicle Loan from Banks & Financial Institutions	Current Borrowings	Lease Liability
Balance as at 1st April, 2020	8,482.11	16,829.96	2,700.94
Interest accrued but not due as at 1st April, 2020	27.43	(4.92)	-
Cash Flow (Net)	(3,171.36)	(9,546.37)	(425.78)
Other Changes/Reclassification	(2,802.47)	2,802.47	
Non Cash Changes			
Foreign Exchange Fluctuation	(129.12)	(12.24)	-
Finance Cost	252.19	823.27	208.26
Interest & Other Borrowing Cost Paid	(287.26)	(784.90)	(208.26)
Interest accrued but not due as at 31st March, 2021	7.64	33.45	-
Balance as at 31st March, 2021	2,379.16	10,073.82	2,275.16
Interest accrued but not due as at 1st April, 2021	(7.64)	33.45	-
Cash Flow (Net)	(2,824.36)	9,858.93	(496.30)
Other Changes/Reclassification	339.09	(339.09)	
Non Cash Changes			
Fair Value Changes			
Forex	137.19	12.01	-
Finance Cost	244.51	345.91	-
Interest & Other Borrowing Cost Paid	(240.40)	(310.54)	-
Interest accrued but not due as at 31st March, 2022	3.57	(68.82)	-
Balance as at 31st March, 2022	31.12	19,605.67	1,778.86

- Previous year's figures have been rearranged and/or regrouped, wherever necessary.

As per our attached report of even date

For Singhi & Co.Firm Registration No. - 302049E
Chartered Accountants**Rajiv Singhi**Partner
Membership No. 053518Place: Kolkata
Date: 16th May, 2022**For and on behalf of the Board of Directors****Sajjan Bhajanka**Chairman & Managing Director
DIN: 00246043**Arun Kumar Julasaria**

Chief Financial Officer

Sanjay AgarwalCEO & Managing Director
DIN: 00246132**Sundeep Jhunjunwala**

Company Secretary

Statement of Changes in Equity for the year ended 31st March, 2022

A) Equity Share Capital

	Nos.	₹ in lacs
On 1st April, 2020 * #	22,21,72,990	2,225.27
Changes in equity share capital during the year	-	-
Balance at 31st March, 2021 * #	22,21,72,990	2,225.27
Changes in equity share capital during the year	-	-
Balance at 31st March, 2022 *	22,21,72,990	2,225.27

* Includes amount ₹3.54 lacs received on forfeited shares (FY 2001-02)

B) Other Equity

₹ in lacs

Particulars	Reserves and Surplus						Total
	Securities Premium	Amalgamation Reserve	Surplus in the Statement of Profit and Loss	Capital Redemption Reserve	General Reserve	Retained Earnings	
Balance as on 1st April, 2020 #	1,892.77	317.40	98,551.04	50.00	990.19	3,311.31	1,05,112.71
Profit for the year	-	-	19,206.47	-	-	-	19,206.47
Other Comprehensive Income for the year, net of tax:							
Remeasurement gain/(loss) on Defined Benefit Plans	-	-	-	-	-	(55.83)	(55.83)
Balance at 31st March, 2021 #	1,892.77	317.40	1,17,757.51	50.00	990.19	3,255.48	1,24,263.35
Final Dividend for the year 2020-21	-	-	(2,221.73)	-	-	-	(2,221.73)
Profit for the year	-	-	32,527.12	-	-	-	32,527.12
Other Comprehensive Income for the year, net of tax:							
Remeasurement gain/(loss) on Defined Benefit Plans	-	-	-	-	-	(306.99)	(306.99)
Balance at 31st March, 2022	1,892.77	317.40	1,48,062.90	50.00	990.19	2,948.49	1,54,261.75

There are no changes in equity share capital and in other equity due to the prior period errors.

The accompanying notes are an integral part of the Standalone Financial Statements

As per our attached report of even date

For Singhi & Co.

Firm Registration No.- 302049E
Chartered Accountants

Rajiv Singhi

Partner
Membership No. 053518

Place: Kolkata
Date: 16th May, 2022

For and on behalf of the Board of Directors

Sajjan Bhajanka

Chairman & Managing Director
DIN: 00246043

Arun Kumar Julasaria

Chief Financial Officer

Sanjay Agarwal

CEO & Managing Director
DIN: 00246132

Sundeep Jhunjunwala

Company Secretary

Notes to Financial Statements as at and for the year ended 31st March, 2022

1. Corporate Information

Century Plyboards (India) Limited ("the Company") is a public Company domiciled in India and incorporated under the provisions of the Companies Act, 1956, having its registered office at P-15/1, Taratala Road, Kolkata - 700088. Its shares are listed on National Stock Exchange of India Ltd. and BSE Limited. The Company is primarily engaged in manufacturing and sale of Plywood, Laminates, Decorative Veneers, Medium Density Fiber Boards (MDF), Pre-laminated Boards, Particle Board and Flush Doors and providing Container Freight Station (CFS) services. The Company presently has manufacturing facilities near Kolkata, Karnal, Guwahati, Hoshiarpur, Kandla and Chennai. Container Freight Station is located near Kolkata port.

2. Significant Accounting Policies, Key Judgements, Estimates and Assumptions

2.1 Basis of Preparation of financial statements

2.1.1 Compliance with Ind AS

These Standalone Financial Statements relate to Century Plyboards (India) Limited. The Standalone financial statements have been prepared in accordance with Indian Accounting Standards ("Ind AS") as prescribed under Section 133 of the Companies Act 2013 ("the Act"), as notified under the Companies (Indian Accounting Standard) Rules, 2015 and other relevant provision of the Act, to the extent applicable and presentation requirements of Division II of Schedule III to the Companies Act, 2013, (Ind AS compliant Schedule III), as applicable to the Standalone Financial Statement.

Accounting policies have been consistently applied except where a newly issued accounting standard is initially adopted or a revision to an existing accounting standard requires a change in the accounting policy hitherto in use.

The Standalone financial statements have been prepared on a historical cost basis, except for certain financial assets measured at fair value as described in accounting policies regarding financial instruments.

The Standalone financial statements have been prepared under the historical cost convention on accrual basis except for following assets and liabilities which have been measured at fair value:

- Financial instruments - Measured at fair value;
- Plan assets under defined benefit plans - Measured at fair value;

Historical cost is generally based on the fair value of the consideration given in exchange for goods and services.

Fair value is the price that would be received to sell an asset or paid to transfer a liability in an orderly transaction between market participants at the measurement date, regardless of whether that price is directly observable or estimated using another valuation technique. In estimating the fair value of an asset or a liability, the Company takes into account the characteristics of the asset or liability if market participants would take those characteristics into account when pricing the asset or liability at the measurement date. Fair value for measurement and/or disclosure purposes in the financial statement is determined on such a basis, except for share-based payment transactions, leasing transactions and measurements that have some similarities to fair value but are not fair value, such as net realisable value in Inventories or value in use in Impairment of Assets. The basis of fair valuation of these items are given as part of their respective accounting policies.

In addition, for financial reporting purposes, fair value measurements are categorised into Level 1, 2 or 3 based on the degree to which the inputs to the fair value measurements are observable and the significance of the inputs to the fair value measurement in its entirety, which are described as follows:

- **Level 1** inputs are quoted prices (unadjusted) in active markets for identical assets or liabilities that the Company can access at the measurement date;
- **Level 2** inputs are inputs, other than quoted prices included within Level 1, that are observable for the asset or liability, either directly or indirectly; and
- **Level 3** inputs are unobservable inputs for the asset or liability.

The financial statements are presented in Indian Rupees which is the Functional Currency and all values are rounded to nearest Lacs with two decimal except when otherwise indicated.

Notes to Financial Statements as at and for the year ended 31st March, 2022

2.2 Summary of Significant Accounting Policies

a. Current versus Non-Current Classification

The Company presents assets and liabilities in the balance sheet based on current/ non-current classification. An asset is treated as current when it is:

- Expected to be realised or intended to be sold or consumed in Company's normal operating cycle
- Held primarily for the purpose of trading
- Expected to be realised within twelve months after the reporting period, or
- Cash or cash equivalent unless restricted from being exchanged or used to settle a liability for at least twelve months after the reporting period

All other assets are classified as non-current.

A liability is current when it is:

- Expected to be settled in Company's normal operating cycle
- Held primarily for the purpose of trading
- Due to be settled within twelve months after the reporting period, or
- There is no unconditional right to defer the settlement of the liability for at least twelve months after the reporting period

The Company classifies all other liabilities as non-current.

Deferred tax assets and liabilities are classified as non-current assets and liabilities.

The operating cycle is the time between the acquisition of assets for processing and their realisation in cash and cash equivalents. The Company has identified twelve months as its operating cycle.

b. Revenue Recognition

The Company derives revenue principally from sale of Plywood, Laminates, MDF, Particle boards, Decorative Veneers, Flush Doors and CFS services. The Company recognizes revenue when it satisfies a performance obligation in accordance with the provisions of contract with the customer. This is achieved when control of the product has been transferred to the customer, which is generally determined when title, ownership, risk of obsolescence and loss pass to the customer and the Company has the present right to payment, all of which occurs at a point in time upon shipment or delivery of the product. In certain customer contracts, shipping and handling services are treated as a distinct separate performance obligation and the Company recognises revenue for such services when the performance obligation is completed.

The Company considers the terms of the contract in determining the transaction price. The transaction price is based upon the amount the entity expects to be entitled to in exchange for transferring of promised goods and services to the customer after deducting incentive programs, included but not limited to discounts, volume rebates etc.

For incentives offered to customers/dealers, the Company makes estimates related to customer performance and sales volume to determine the total amounts earned and to be recorded as deductions. The estimate is made in such a manner, which ensures that it is highly probable that a significant reversal in the amount of cumulative revenue recognised will not occur. The actual amounts may differ from these estimates and are accounted for prospectively. No element of significant financing is deemed present as the sales are made with a credit term, which is consistent with market practice.

In case of related party transactions where related party meets the definition of customer (i.e. a party that has contracted with the Company to obtain goods or services that are an output of the Company's ordinary activity in exchange for consideration) and the transactions are within the scope of the standard then the revenue is recognised based on the principles of Ind AS 115.

Export incentives and subsidies are recognized when there is reasonable assurance that the Company will comply with the conditions and the incentive will be received.

Interest Income

For all debt instruments measured at amortised cost, interest income is recorded using the effective interest rate (EIR). EIR is the rate that exactly discounts the estimated future cash payments or receipts over the expected life of the financial

Notes to Financial Statements as at and for the year ended 31st March, 2022

instrument or a shorter period, where appropriate, to the gross carrying amount of the financial asset or to the amortised cost of a financial liability. Interest income is included in finance income in the statement of profit and loss.

Dividends

Dividend Income is recognised when the Company's right to receive the payment is established, which is generally when shareholders approve the dividend.

Insurance Claims

Insurance and other claims are accounted for as and when accepted.

c. Government grants

Government grants are recognised where there is reasonable assurance that the grant will be received and all attached conditions will be complied with. When the grant relates to an expense item, it is recognised as income on a systematic basis over the periods that the related costs, for which it is intended to compensate, are expensed. When the grant relates to an asset, it is recognised as income in equal amounts over the expected useful life of the related asset.

When the Company receives grants of non-monetary assets, the asset and the grant are recorded at fair value amounts and released to profit or loss over the expected useful life in a pattern of consumption of the benefit of the underlying asset i.e. by equal annual instalments.

d. Taxes

Tax expense is the aggregate amount included in determination of profit or loss for the period in respect of current tax & deferred tax.

Current Tax

Current tax assets and liabilities are measured at the amount expected to be recovered from or paid to the taxation authorities. The tax rates and tax laws used to compute the amount are those that are enacted or substantively enacted, at the reporting date.

Current tax relating to items recognised outside profit or loss is recognised outside profit or loss (either in other comprehensive income or in equity). Management periodically evaluates positions taken in the tax returns with respect to situations in which applicable tax regulations are subject to interpretation and establishes provisions where appropriate.

Deferred Tax

Deferred tax is provided using the liability method on temporary differences between the tax bases of assets and liabilities and their carrying amounts for financial reporting purposes at the reporting date.

Deferred tax assets are recognised for all deductible temporary differences, the carry forward of unused tax credits and any unused tax losses. Deferred tax assets are recognised to the extent that it is probable that taxable profit will be available against which the deductible temporary differences, and the carry forward of unused tax credits and unused tax losses can be utilised.

The carrying amount of deferred tax assets is reviewed at each reporting date and reduced to the extent that it is no longer probable that sufficient taxable profit will be available to allow all or part of the deferred tax asset to be utilised. Unrecognised deferred tax assets are re-assessed at each reporting date and are recognised to the extent that it has become probable that future taxable profits will allow the deferred tax asset to be recovered.

Deferred tax assets and liabilities are measured at the tax rates that are expected to apply in the year when the asset is realised or the liability is settled, based on tax rates (and tax laws) that have been enacted or substantively enacted at the reporting date.

Deferred tax relating to items recognised outside profit or loss is recognised outside profit or loss (either in other comprehensive income or in equity). Deferred tax items are recognised in correlation to the underlying transaction either in OCI or directly in equity.

e. Property, Plant and Equipment

Property, Plant and Equipment is stated at cost, net of accumulated depreciation and accumulated impairment losses, if any. Such cost includes the cost of replacing part of the plant and equipment and borrowing costs for long-term construction projects if the recognition criteria are met. When significant parts of plant and equipment are required to be replaced at intervals, the Company depreciates them separately based on their specific useful lives.

Notes to Financial Statements as at and for the year ended 31st March, 2022

Expenditure directly attributable to expansion projects are capitalised. Administrative, general overheads and other indirect expenditure (including borrowing costs) incurred during the project period which are not related to the project nor are incidental thereto, are charged to Statement of Profit and Loss.

Effective 1st April, 2018, depreciation on property, plant and equipment is provided under Straight Line method at the rates determined based on useful lives of the respective assets and residual values which is in line with those indicated in Schedule II of The Companies Act, 2013.

The estimated useful life of the Property Plant and Equipment is given below:-

Asset Group	Useful life (in years)
Factory Building	30
Non-factory Building	60
Plant & Equipment	8-15
Electrical Installation	10
Furniture & Fixtures	10
Office Equipment and Vehicle	5-8
Computers	3

An item of property, plant and equipment and any significant part initially recognised is derecognised upon disposal or when no future economic benefits are expected from its use or disposal. Any gain or loss arising on de-recognition of the asset (calculated as the difference between the net disposal proceeds and the carrying amount of the asset) is included in the income statement when the asset is derecognised.

The residual values, useful lives and methods of depreciation of property, plant and equipment are reviewed at the end of each financial year and adjusted prospectively, if appropriate.

f. Investment Property

Investment properties are measured initially at cost, including transaction costs. Subsequent to initial recognition, investment properties are stated at cost less accumulated depreciation and accumulated impairment loss, if any.

All other repair and maintenance costs are recognised in the statement of profit or loss as incurred.

Investment properties are derecognised either when they have been disposed of or when they are permanently withdrawn from use and no future economic benefit is expected from their disposal. The difference between the net disposal proceeds and the carrying amount of the asset is recognised in the statement of profit or loss in the period of de-recognition.

g. Intangible Assets

Intangible assets acquired separately are measured on initial recognition at cost. Following initial recognition, intangible assets are carried at cost less any accumulated amortisation and accumulated impairment loss, if any.

The Company has intangible assets with finite useful lives.

Intangible assets with finite lives are amortised over the useful economic life and assessed for impairment whenever there is an indication that the intangible asset may be impaired. The amortisation period and the amortisation method for an intangible asset with a finite useful life are reviewed at least at the end of each reporting period. Changes in the expected useful life or the expected pattern of consumption of future economic benefits embodied in the asset are considered to modify the amortisation period or method, as appropriate, and are treated as changes in accounting estimates. The amortisation expense on intangible assets with finite lives is recognised in the statement of profit and loss unless such expenditure forms part of carrying value of another asset.

Gains or losses arising from de-recognition of an intangible asset are measured as the difference between the net disposal proceeds and the carrying amount of the asset and are recognised in the statement of profit or loss when the asset is derecognised.

Intangible assets (Computer Software) are amortised on a Straight Line method over a period of 3 years.

Notes to Financial Statements as at and for the year ended 31st March, 2022

h. Borrowing Costs

Borrowing costs directly attributable to the acquisition, construction or production of an asset that necessarily takes a substantial period of time to get ready for its intended use or sale are capitalised as part of the cost of the asset. All other borrowing costs are expensed in the period in which they occur. Borrowing costs consist of interest and other costs that an entity incurs in connection with the borrowing of funds. Borrowing cost also includes exchange differences to the extent regarded as an adjustment to the borrowing costs.

i. Leases

The Company as lessor

Leases for which the Company is a lessor are classified as finance or operating leases. Whenever the terms of the lease transfer substantially all the risks and rewards of ownership to the lessee, the contract is classified as finance lease. All other leases are classified as operating leases.

Rental income from operating leases is recognised on a straight-line basis over the term of the relevant lease. Initial direct costs incurred in negotiating and arranging an operating lease are added to the carrying amount of the leased asset and recognised on a straight-line basis over the lease term.

The Company as lessee

The Company assesses whether a contract is or contains a lease, at inception of the contract. The Company recognises a right-of-use asset and a corresponding lease liability with respect to all lease arrangements in which it is the lessee, except for short-term leases (defined as leases with a lease term of 12 months or less) and leases of low value assets. For these leases, the Company recognises the lease payments as an operating expense on a straight-line basis over the lease term, unless another systematic basis is more representative of the time pattern in which economic benefits from the leased assets are consumed. Contingent and variable rentals are recognized as expense in the periods in which they are incurred.

Lease Liability

The lease payments that are not paid at the commencement date are discounted using the interest rate implicit in the lease. If that rate cannot be readily determined, which is generally the case for leases in the Company, the lessee's incremental borrowing rate is used, being the rate that the individual lessee would have to pay to borrow the funds necessary to obtain an asset of similar value to the right-of-use asset in a similar economic environment with similar terms, security and conditions.

Lease payments included in the measurement of the lease liability comprise:

- Fixed lease payments (including in-substance fixed payments) payable during the lease term and under reasonably certain extension options, less any lease incentives;
- Variable lease payments that depend on an index or rate, initially measured using the index or rate at the commencement date;
- The amount expected to be payable by the lessee under residual value guarantees;
- The exercise price of purchase options, if the lessee is reasonably certain to exercise the options; and
- Payments of penalties for terminating the lease, if the lease term reflects the exercise of an option to terminate the lease.

The lease liability is presented as a separate line in the Balance Sheet.

The lease liability is subsequently measured by increasing the carrying amount to reflect interest on the lease liability (using the effective interest method) and by reducing the carrying amount to reflect the lease payments made.

The Company re-measures the lease liability (and makes a corresponding adjustment to the related right-of-use asset) whenever:

- The lease term has changed or there is a change in the assessment of exercise of a purchase option, in which case the lease liability is re-measured by discounting the revised lease payments using a revised discount rate.
- A lease contract is modified and the lease modification is not accounted for as a separate lease, in which case the lease liability is re-measured by discounting the revised lease payments using a revised discount rate.

Notes to Financial Statements as at and for the year ended 31st March, 2022

Right of Use (ROU) Assets

The ROU assets comprise the initial measurement of the corresponding lease liability, lease payments made at or before the commencement day and any initial direct costs. They are subsequently measured at cost less accumulated depreciation and impairment losses.

Whenever the Company incurs an obligation for costs to dismantle and remove a leased asset, restore the site on which it is located or restore the underlying asset to the condition required by the terms and conditions of the lease, a provision is recognised and measured under Ind AS 37- Provisions, Contingent Liabilities and Contingent Assets. The costs are included in the related right-of-use asset.

ROU assets are depreciated over the shorter period of the lease term and useful life of the underlying asset. If the Company is reasonably certain to exercise a purchase option, the ROU asset is depreciated over the underlying asset's useful life. The depreciation starts at the commencement date of the lease.

The ROU assets are not presented as a separate line in the Balance Sheet but presented below similar owned assets as a separate line in the PPE note under "Notes forming part of the Financial Statement".

The Company applies Ind AS 36- Impairment of Assets to determine whether a ROU asset is impaired and accounts for any identified impairment loss as per its accounting policy on 'property, plant and equipment'.

As a practical expedient, Ind AS 116 permits a lessee not to separate non-lease components when bifurcation of the payments is not available between the two components, and instead account for any lease and associated non-lease components as a single arrangement. The Company has used this practical expedient.

Extension and termination options are included in many of the leases. In determining the lease term the management considers all facts and circumstances that create an economic incentive to exercise an extension option, or not exercise a termination option.

j. Inventories

Inventories are valued at the lower of cost and net realisable value.

Costs incurred in bringing each product to its present location and conditions are accounted for as follows:

- (i) Raw materials, Stores and Spares: These are valued at lower of cost and net realisable value. However, material and other items held for use in production of inventories are not written down below cost if the finished products in which they will be incorporated are expected to be sold at or above cost. Cost includes cost of purchase and other costs incurred in bringing the inventories to their present location and condition. Cost is determined on weighted average basis.
- (ii) Finished goods and work in progress: These are valued at lower of cost and net realisable value. Cost includes cost of direct materials and labour and a proportion of manufacturing overheads based on the normal operating capacity. Cost is determined on weighted average basis.
- (iii) Traded goods: These are valued at lower of cost and net realisable value. Cost includes cost of purchase and other costs incurred in bringing the inventories to their present location and condition. Cost is determined on weighted average basis.

Net realisable value is the estimated selling price in the ordinary course of business, less estimated costs of completion and the estimated costs necessary to make the sale.

k. Impairment of Non-Financial Assets

The Company assesses, at each reporting date, whether there is an indication that an asset may be impaired. If any indication exists, or when annual impairment testing for an asset is required, the Company estimates the asset's recoverable amount. An asset's recoverable amount is the higher of an asset's or cash-generating unit's (CGU) fair value less costs of disposal and its value in use. Recoverable amount is determined for an individual asset, unless the asset does not generate cash inflows that are largely independent of those from other assets or Class of assets. When the carrying amount of an asset or CGU exceeds its recoverable amount, the asset is considered impaired and is written down to its recoverable amount. Non-Financial Assets that suffered impairment are reviewed for possible reversal of the impairment at the end of each reporting period.

Notes to Financial Statements as at and for the year ended 31st March, 2022

1. Retirement and other Employee Benefits

Retirement benefit in the form of Provident Fund is a defined contribution scheme and the Company recognizes contribution payable to the provident fund scheme as expenditure when an employee renders the related service.

The Company has no obligations other than the contribution payable to the respective funds.

Gratuity liability, being a defined benefit obligation, is provided for on the basis of an actuarial valuation on projected unit credit method made at the end of each financial year.

Short term compensated absences are provided for based on estimates.

The Company treats accumulated leaves expected to be carried forward beyond twelve months as long term employee benefit for measurement purposes. Such long term compensated absences are provided for based on the actuarial valuation using the projected unit credit method at the end of each financial year. The Company does not have an unconditional right to defer the settlement for the period beyond 12 months and accordingly entire leave liability is shown as current liability.

Re-measurements, comprising of actuarial gains and losses, the effect of the asset ceiling, excluding amounts included in net interest on the net defined benefit liability and the return on plan assets (excluding amounts included in net interest on the net defined benefit liability), are recognised immediately in Other Comprehensive Income in the period in which they occur. Re-measurements are not reclassified to statement of profit or loss in subsequent periods.

m. Foreign Currency Translation

Transactions in foreign currencies are initially recorded in reporting currency by the Company at spot rates at the date the transaction first qualifies for recognition.

Monetary assets and liabilities denominated in foreign currencies are translated at the functional currency spot rates of exchange at the reporting date. Exchange differences arising on settlement or translation of monetary items are recognised in statement of profit and loss.

Non-monetary items that are measured in terms of historical cost in a foreign currency are translated using the exchange rates at the dates of the initial transactions. Non-monetary items measured at fair value in a foreign currency are translated using the exchange rates at the date when the fair value is determined. The gain or loss arising on translation of non-monetary items measured at fair value is treated in line with the recognition of the gain or loss on the change in fair value of the item (i.e., translation differences on items whose fair value gain or loss is recognised in OCI or statement profit or loss are also recognised in OCI or statement profit and loss, respectively).

n. Financial instruments

A financial instrument is any contract that gives rise to a financial asset of one entity and a financial liability or equity instrument of another entity.

Classification of financial assets-

Financial assets are classified as 'equity instrument' if it is a non-derivative and meets the definition of 'equity' for the issuer. All other non-derivative financial assets are 'debt instruments'.

Financial Assets

(i) Initial Recognition and Measurement

All financial assets are recognised initially at fair value, plus in the case of financial assets not recorded at fair value through profit or loss, transaction costs that are attributable to the acquisition of the financial asset. Purchase or sale of financial assets that require delivery of assets within a time frame established by regulation or convention in the market place (regular way trades) are recognised on the settlement date, i.e., the date that the asset is delivered to or by the Company which generally coincides with the trade date.

(ii) Subsequent Measurement

For purposes of subsequent measurement, financial assets are classified in following categories:

- (a) Debt instruments at amortised cost
- (b) Equity instruments at fair value through other comprehensive income
- (c) Equity instruments at fair value through profit or loss (FVTPL)
- (d) Equity Instruments in subsidiaries

Notes to Financial Statements as at and for the year ended 31st March, 2022

(a) Debt Instruments at Amortised Cost

A 'debt instrument' is measured at the amortised cost if both the following conditions are met:

- (i) The asset is held within a business model whose objective is to hold assets for collecting contractual cash flows, and
- (ii) Contractual terms of the asset give rise on specified dates to cash flows that are solely payments of principal and interest (SPPI) on the principal amount outstanding.

After initial measurement, such financial assets are subsequently measured at amortised cost using the effective interest rate (EIR) method. Amortised cost is calculated by taking into account any discount or premium on acquisition and fees or costs that are an integral part of the EIR. The EIR amortisation is included in finance income in the statement of profit or loss. The losses arising from impairment are recognised in the profit or loss. This category generally applies to trade receivables, cash and bank balances, loans and other financial assets of the company.

(b) Equity Instruments at Fair Value through Other Comprehensive Income (FVTOCI)

Debt instruments are measured at FVTOCI if both of the following conditions are met-

- the asset is held within a business model whose objective is to hold assets in order to collect contractual cash flows and selling assets; and
- the contractual terms of the instrument give rise on specified dates to cash flows that are solely payments of principal and interest on the principal amount outstanding

For equity instruments, the Company may make an irrevocable election to present in other comprehensive income subsequent changes in the fair value. The Company makes such election on an instrument-by-instrument basis. The classification is made on initial recognition and is irrevocable.

If the Company decides to classify an equity instrument as at Fair Value through Other Comprehensive Income ("FVTOCI"), then all fair value changes on the instrument, excluding dividends, are recognized in the OC. There is no recycling of the amounts from OCI to statement of profit and loss, even on sale of investment. However, the Company may transfer the cumulative gain or loss within equity.

(c) Equity instruments at fair value through profit or loss (FVTPL)

Equity instruments included within the FVTPL category are measured at fair value with all changes recognized in the statement of profit and loss.

(d) Equity Instruments in subsidiaries

Equity investments in Subsidiaries are carried at Cost, in accordance with option available in Ind AS 27 "Separate Financial Statements". Investment carried at cost are subject to impairment test as per Ind AS 36 when indication of potential impairment exists.

(iii) De-Recognition

A financial asset (or, where applicable, a part of a financial asset) is primarily derecognised (i.e. removed from the Company's balance sheet) when the rights to receive cash flows from the asset have expired.

(iv) Impairment of Financial Assets

In accordance with Ind AS 109, the Company applies Expected Credit Loss (ECL) model for measurement and recognition of impairment loss on the Trade receivables or any contractual right to receive cash or another financial asset that result from transactions that are within the scope of Ind AS 11 and Ind AS 18.

The Company follows 'simplified approach' for recognition of impairment loss allowance on trade receivables.

The application of simplified approach does not require the Company to track changes in credit risk. Rather, it recognises impairment loss allowance based on lifetime ECL at each reporting date, right from its initial recognition.

As a practical expedient, the Company uses historically observed default rates over the expected life of the trade receivables and is adjusted for forward-looking estimates to determine impairment loss allowance on portfolio of its trade receivables.

Notes to Financial Statements as at and for the year ended 31st March, 2022

Financial liabilities

Financial liabilities and equity instruments issued by the Company

- a) **Classification as debt or equity** - Debt and equity instruments are classified as either financial liabilities or as equity in accordance with the substance of the contractual arrangement.
- b) **Equity instruments** - An equity instrument is any contract that evidences a residual interest in the assets of an entity after deducting all of its liabilities. Equity instruments issued by the Company are recognised at the proceeds received, net of direct issue costs.
- c) **Compound instruments** - The component parts of compound instruments (convertible instruments) issued by the Company are classified separately as financial liabilities and equity in accordance with the substance of the contractual arrangement. At the date of issue, the fair value of the liability component is estimated using the prevailing market interest rate for a similar non-convertible instrument. This amount is recorded as a liability on an amortised cost basis using the effective interest method until extinguished upon conversion or at the instrument's maturity date. The equity component is determined by deducting the amount of the liability component from the fair value of the compound instrument as a whole. This is recognised and included in equity, net of income tax effects, and is not subsequently re-measured.

(i) Initial Recognition and Measurement-

Financial liabilities are classified, at initial recognition, as financial liabilities at fair value through profit or loss, loans and borrowings or payables.

All financial liabilities are recognised initially at fair value and in the case of loans and borrowings and payables, net of directly attributable transaction costs.

The Company's financial liabilities include trade and other payables, loans and borrowings including bank overdrafts.

(ii) Subsequent Measurement-

The measurement of financial liabilities depends on their classification, as described below:

After initial recognition, interest-bearing loans and borrowings are subsequently measured at amortised cost using the Effective Interest Rate ("EIR") method. Gains and losses are recognised in profit or loss when the liabilities are derecognised through the EIR amortisation process.

Amortised cost is calculated by taking into account any discount or premium on acquisition and fees or costs that are an integral part of the EIR. The EIR amortisation is included as finance costs in the statement of profit and loss.

(iii) De-Recognition

A financial liability is derecognised when the obligation under the liability is discharged or cancelled or expires. When an existing financial liability is replaced by another from the same lender on substantially different terms, or the terms of an existing liability are substantially modified, such an exchange or modification is treated as the de-recognition of the original liability and the recognition of a new liability. The difference in the respective carrying amounts is recognised in the statement of profit and loss.

(iv) Offsetting of Financial Instruments

Financial assets and financial liabilities are offset and the net amount is reported in the balance sheet if there is a currently enforceable legal right to offset the recognised amounts and there is an intention to settle on a net basis, to realise the assets and settle the liabilities simultaneously.

(v) Derivative Financial Instruments -Initial Recognition and Subsequent Measurement

The Company uses derivative financial instruments, such as forward contracts, interest rate swaps, etc. to hedge its foreign currency risks and interest rate risks and are carried as financial assets when the fair value is positive and as financial liabilities when the fair value is negative. Any gains or losses arising from changes in the fair value of derivatives are taken directly to the statement of profit or loss.

Notes to Financial Statements as at and for the year ended 31st March, 2022

o. Fair Value Measurement

The Company measures financial instruments, such as, quoted investments at fair value at each balance sheet date.

Fair value is the price that would be received to sell an asset or paid to transfer a liability in an orderly transaction between market participants at the measurement date.

All assets and liabilities for which fair value is measured or disclosed in the financial statements are categorised within the fair value hierarchy, described as follows, based on the lowest level input that is significant to the fair value measurement as a whole:

- (i) Level 1 — Quoted (unadjusted) market prices in active markets for identical assets or liabilities.
- (ii) Level 2 — Valuation techniques for which the lowest level input that is significant to the fair value measurement is directly or indirectly observable
- (iii) Level 3 — Valuation techniques for which the lowest level input that is significant to the fair value measurement is unobservable

For assets and liabilities that are recognised in the financial statements at fair value on recurring basis the company determines whenever transfers have occurred between levels in the hierarchy by reassessing categorisation at the end of each reporting period and discloses the same.

p. Cash and Cash Equivalents

Cash and cash equivalent in the balance sheet comprise cash at banks and on hand and short-term deposits with an original maturity of three months or less, which are subject to an insignificant risk of changes in value.

q. Cash Dividend to Equity Holders

The Company recognises a liability to make cash distributions to equity holders of the Company when the distribution is authorised and the distribution is no longer at the discretion of the Company. As per the corporate laws in India, a distribution is authorised when it is approved by the shareholders. A corresponding amount is recognised directly in equity.

r. Earning Per Share

Earnings per share is calculated by dividing the net profit or loss before OCI for the year attributable to equity shareholders by the weighted average number of equity shares outstanding during the period. For the purpose of calculating diluted earnings per share, the net profit or loss before OCI for the period attributable to equity shareholders and the weighted average number of shares outstanding during the period are adjusted for the effects of all dilutive potential equity shares.

s. Segment Reporting

The Company's operating business segments are organized and managed separately according to the nature of products and services provided, with each segment representing a strategic business unit that offers different products and serves different markets. The analysis of geographical segments is based on the areas in which major operating divisions of the Company operate.

t. Provisions

Provisions are recognised when the Company has a present obligation (legal or constructive) as a result of a past event, it is probable that an outflow of resources embodying economic benefits will be required to settle the obligation and a reliable estimate can be made of the amount of the obligation. When the Company expects some or all of a provision to be reimbursed, the reimbursement is recognised as a separate asset, but only when the reimbursement is virtually certain. The expense relating to a provision is presented in the statement of profit and loss net of any reimbursement.

u. Contingent Liabilities

A contingent liability is a possible obligation that arises from past events whose existence will be confirmed by the occurrence or non-occurrence of one or more uncertain future events beyond the control of the Company or a present obligation that is not recognized because it is not probable that an outflow of resources will be required to settle the obligation. The Company does not recognize a contingent liability but discloses its existence in the financial statements.

Notes to Financial Statements as at and for the year ended 31st March, 2022

2.3 Measurement of fair value

- a. **Financial instruments** - The estimated fair value of the Company's financial instruments is based on market prices and valuation techniques. Valuations are made with the objective to include relevant factors that market participants would consider in setting a price, and to apply accepted economic and financial methodologies for the pricing of financial instruments. References for less active markets are carefully reviewed to establish relevant and comparable data.
- b. **Marketable and non-marketable equity securities** - Fair value for listed shares is based on quoted market prices as of the reporting date. Fair value for unlisted shares is calculated based on commonly accepted valuation techniques utilizing significant unobservable data, primarily cash flow based models. If fair value cannot be measured reliably unlisted shares are recognized at cost.
- c. **Derivatives** - Fair value of financial derivatives is estimated as the present value of future cash flows, calculated by reference to quoted price curves and exchange rates as of the balance sheet date. Options are valued using appropriate option pricing models and credit spreads are applied where deemed to be significant

2.4 Critical accounting judgment and key sources of estimation uncertainty

The application of accounting policies requires management to make estimates and judgments in determining certain revenues, expenses, assets, and liabilities. The following paragraphs explain areas that are considered more critical, involving a higher degree of judgment and complexity.

- a. **Impairment of non-current assets** – Ind AS 36 requires that the Company assesses conditions that could cause an asset or a Cash Generating Unit (CGU) to become impaired and to test recoverability of potentially impaired assets. These conditions include internal and external factors such as the Company's market capitalization, significant changes in the Company's planned use of the assets or a significant adverse change in the expected prices, sales volumes or raw material cost. The identification of CGUs involves judgment, including assessment of where active markets exist, and the level of interdependency of cash inflows. CGU is usually the individual plant, unless the asset or asset group is an integral part of a value chain where no independent prices for the intermediate products exist, a group of plants is combined and managed to serve a common market, or where circumstances otherwise indicate significant interdependencies.

In accordance with Ind AS 36, goodwill and certain intangible assets are reviewed at least annually for impairment. If a loss in value is indicated, the recoverable amount is estimated as the higher of the CGU's fair value less cost to sell, or its value in use. Directly observable market prices rarely exist for the Company's assets, however, fair value may be estimated based on recent transactions on comparable assets, internal models used by the Company for transactions involving the same type of assets or other relevant information. Calculation of value in use is a discounted cash flow calculation based on continued use of the assets in its present condition, excluding potential exploitation of improvement or expansion potential.

Determination of the recoverable amount involves management estimates on highly uncertain matters, such as commodity prices and their impact on markets and prices for upgraded products, development in demand, inflation, operating expenses and tax and legal systems. The Company uses internal business plans, quoted market prices and the Company's best estimate of commodity prices, currency rates, discount rates and other relevant information. The Company does not include a general growth factor to volumes or cash flows for the purpose of impairment tests, however, cash flows are generally increased by expected inflation and market recovery towards previously observed volumes.

- b. **Defined Benefit Plans** – The cost of the employment benefits such as gratuity and leave obligation are determined using actuarial valuations. An actuarial valuation involves making various assumptions that may differ from actual developments in the future. These include the determination of the discount rate, future salary increases and mortality rates. Due to the complexities, involved in the valuation and its long-term nature, a defined benefit obligation is highly sensitive to changes in these assumptions. All assumptions are reviewed at each reporting date.

The parameter most subject to change is the discount rate. In determining the appropriate discount rate for plans operated in India, the management considers the interest rates of government bonds.

The mortality rate is based on publicly available mortality tables for the specific countries. Those mortality tables tend to change only at interval in response to demographic changes. Future salary increases and gratuity increases are based on expected future inflation rates.

Further details about gratuity obligations are given in Note 32.

Notes to Financial Statements as at and for the year ended 31st March, 2022

- c. **Taxes** – The Company calculates income tax expense based on reported income. Deferred income tax expense is calculated based on the differences between the carrying value of assets and liabilities for financial reporting purposes and their respective tax basis that are considered temporary in nature. Valuation of deferred tax assets is dependent on management's assessment of future recoverability of the deferred benefit. Expected recoverability may result from expected taxable income in the future, planned transactions or planned tax optimizing measures. Economic conditions may change and lead to a different conclusion regarding recoverability.
- d. **Useful lives of depreciable/ amortisable assets (tangible and intangible)** - Management reviews its estimate of the useful lives of depreciable/ amortisable assets at each reporting date, based on the expected utility of the assets. Uncertainties in these estimates relate to technical and economic obsolescence that may change the utility of certain software, customer relationships, IT equipment and other plant and equipment
- e. **Expected Credit Loss Model** –The Company applies expected credit loss (ECL) model for measurement and recognition of impairment loss on the Financial Assets. The Company follows 'simplified approach' for recognition of impairment loss allowance on trade receivables. As a practical expedient, the Company uses historically observed default rates over the expected life of the trade receivables and is adjusted for forward-looking estimates to determine impairment loss allowance on portfolio of its trade receivables.
- f. **Significant judgments when applying Ind AS 115** – Revenue is recognised upon transfer of control of promised products or services to customers in an amount that reflects the consideration which the Company expects to receive in exchange for those products or services. The application of revenue recognition accounting standards is complex and involves a number of key judgements and estimates. Revenue is measured based on the transaction price, which is the consideration, adjusted for volume discounts, price concessions and incentives, if any, as specified in the contract with the customer/dealer. The Company makes estimates related to customer performance and sales volume to determine the total amounts earned and incentive to be recorded as deductions. The Company exercises judgment in determining whether the performance obligation is satisfied at a point in time or over a period of time. The Company considers indicators such as how customer consumes benefits as services are rendered or who controls the asset as it is being created or existence of enforceable right to payment for performance to date and alternate use of such product or service, transfer of control to the customer, acceptance of delivery by the customer, etc.

2.5 New Pronouncement issued but not yet effective up to the date of issuance of the Company's Financial Statement:

Ministry of Corporate Affairs ("MCA") notifies new standards or amendments to the existing standards under Companies (Indian Accounting Standards) Rules as issued from time to time. On 23rd March, 2022, MCA amended the Companies (Indian Accounting Standards) Amendment Rules, 2022, as below-

- **Ind AS 16 – Property Plant and equipment** - The amendment clarifies that excess of net sale proceeds of items produced over the cost of testing, if any, shall not be recognised in the profit or loss but deducted from the directly attributable costs considered as part of cost of an item of property, plant, and equipment. The effective date for adoption of this amendment is annual periods beginning on or after 1st April, 2022.
- **Ind AS 37 – Provisions, Contingent Liabilities and Contingent Assets** – The amendment specifies that the 'cost of fulfilling' a contract comprises the 'costs that relate directly to the contract'. Costs that relate directly to a contract can either be incremental costs of fulfilling that contract (examples would be direct labour, materials) or an allocation of other costs that relate directly to fulfilling contracts (an example would be the allocation of the depreciation charge for an item of property, plant and equipment used in fulfilling the contract). The effective date for adoption of this amendment is annual periods beginning on or after 1st April, 2022, although early adoption is permitted.
- **Ind AS 103** – Reference to Conceptual Framework The amendments specify that to qualify for recognition as part of applying the acquisition method, the identifiable assets acquired and liabilities assumed must meet the definitions of assets and liabilities in the Conceptual Framework for Financial Reporting under Indian Accounting Standards (Conceptual Framework) issued by the Institute of Chartered Accountants of India at the acquisition date. These changes do not significantly change the requirements of Ind AS 103.
- **Ind AS 109** – Annual Improvements to Ind AS (2021) The amendment clarifies which fees an entity includes when it applies the '10 percent' test of Ind AS 109 in assessing whether to derecognise a financial liability.
- **Ind AS 106** – Annual Improvements to Ind AS (2021) The amendments remove the illustration of the reimbursement of leasehold improvements by the lessor in order to resolve any potential confusion regarding the treatment of lease incentives that might arise because of how lease incentives were described in that illustration.

The Company has evaluated the above and concluded that there is no material impact on the financial statements of the Company.

Notes to Financial Statements

as at and for the year ended 31st March, 2022

3. Property, Plant and Equipment

(₹ in Lacs)

	Land Freehold	Land Right Of Use	Factory Buildings	Non-Factory Buildings on Freehold Land	Non-Factory Buildings on Leasehold Land	Storage Yard on Leasehold Land	Plant & Machinery	Electrical Installations	Furniture & Fixtures	Office Equipments	Computers	Vehicles	Total
COST													
At 1st April, 2020	6,350.30	3,440.69	14,671.97	11,131.49	1,127.14	2,373.66	49,402.21	3,481.16	2,413.57	1,566.68	923.83	3,288.35	1,00,171.05
Addition	34.81	-	265.63	181.55	31.42	67.16	1,765.44	76.85	114.04	38.83	65.88	18.68	2,660.29
Disposals / deductions / adjustment	31.74	-	-	-	-	-	480.87	1.32	8.32	8.37	27.10	9.40	567.12
At 31st March, 2021	6,353.37	3,440.69	14,937.60	11,313.04	1,158.56	2,440.82	50,686.78	3,556.69	2,519.29	1,597.14	962.61	3,297.63	1,02,264.22
Additions	723.94	-	1,544.41	706.30	-	-	4,252.26	376.23	146.79	89.26	149.08	446.63	8,434.90
Disposals / deductions / adjustment	-	-	-	-	-	-	630.86	82.71	3.88	19.68	54.41	232.65	1,024.19
At 31st March, 2022	7,077.31	3,440.69	16,482.01	12,019.34	1,158.56	2,440.82	54,308.18	3,850.21	2,662.20	1,666.72	1,057.28	3,511.61	1,09,674.93
Depreciation													
At 1st April, 2020	-	604.41	2,749.08	1,467.91	496.20	2,178.50	16,248.92	1,179.99	525.87	669.12	440.15	1,561.31	28,121.46
charge for the Year	-	604.41	544.00	423.59	213.67	8.30	3,268.80	283.18	218.25	240.29	157.49	283.58	6,245.56
Disposals / deductions / adjustment	-	-	-	-	-	-	174.93	0.97	5.36	7.01	24.75	7.67	220.69
At 31st March, 2021	-	1,208.82	3,293.08	1,891.50	709.87	2,186.80	19,342.79	1,462.20	738.76	902.40	572.89	1,837.22	34,146.33
charge for the Year	-	604.41	567.79	393.41	216.06	24.42	3,705.00	291.84	228.04	240.50	154.16	311.04	6,736.67
Disposals / deductions / adjustment	-	-	-	-	-	-	461.67	24.67	3.22	15.86	48.35	202.29	756.06
At 31st March, 2022	-	1,813.23	3,860.87	2,284.91	925.93	2,211.22	22,586.12	1,729.37	963.58	1,127.04	678.70	1,945.97	40,126.94
Net Block													
At 1st April, 2020	6,350.30	2,836.28	11,922.89	9,663.58	630.94	195.16	33,153.29	2,301.17	1,887.70	897.56	483.68	1,727.04	72,049.59
At 31st March, 2021	6,353.37	2,231.87	11,644.52	9,421.54	448.69	254.02	31,343.99	2,094.49	1,780.53	694.74	389.72	1,460.41	68,117.89
At 31st March, 2022	7,077.31	1,627.46	12,621.14	9,734.43	232.63	229.60	31,722.06	2,120.84	1,698.62	539.68	378.58	1,565.64	69,547.99

BOARD'S REPORTS

MANAGEMENT DISCUSSION AND ANALYSIS

CORPORATE GOVERNANCE

FINANCIAL STATEMENTS STANDALONE

Notes to Financial Statements as at and for the year ended 31st March, 2022

3. Property, Plant and Equipment (contd.)

Capital Work in Progress

	(₹ in Lacs)
COST OR DEEMED COST	Total
At 1st April, 2020	830.03
Additions	1,569.95
Disposals / deductions / adjustment	280.91
At 31st March, 2021	2,119.07
Additions	16,191.22
Disposals / deductions / adjustment	1,834.54
At 31st March, 2022	16,475.75

Ageing of Capital Work in Progress (CWIP)

As at 31st March, 2022

	Amount in CWIP for a period of				(₹ in lacs)
	Less than 1 year	1-2 years	2-3 Years	More than 3 years	Total
CWIP					
Projects in progress *	16,316.18	33.40	102.40	-	16,451.98
Projects temporarily suspended	-	-	-	23.77	23.77

* Includes ₹15,387.76 lacs incurred during the current year on expansion project against which approved budget ₹28,675.00 lacs due for completion by September 2022.

As at 31st March, 2021

	Amount in CWIP for a period of				(₹ in lacs)
	Less than 1 year	1-2 years	2-3 Years	More than 3 years	Total
CWIP					
Projects in progress	950.14	1,142.73	2.43	-	2,095.30
Projects temporarily suspended	-	-	-	23.77	23.77

Notes :

- There are no projects as on the reporting period which have exceeded its cost as compared to its original plan or where completion is overdue.
- During the Current period ending 31st March, 2022, the company is not having any Intangible assets under development. Nil in Previous period ending 31st March, 2021.

3. Intangible Assets

	(₹ in Lacs)
COST OR DEEMED COST	Computer Software
COST	
At 1st April, 2020	350.66
Addition	12.37
Written off/Disposed	0.20
At 31st March, 2021	362.83
Addition	11.99
Written off/Disposed	1.07
At 31st March, 2022	373.75
Amortisation	
At 1st April, 2020	290.73
charge for the Year	17.59
Written off/Disposed	0.09

Notes to Financial Statements as at and for the year ended 31st March, 2022

3. Intangible Assets (contd.)

(₹ in Lacs)

COST OR DEEMED COST	Computer Software
At 31st March, 2021	308.23
charge for the Year	16.28
Written off/Disposed	0.94
At 31st March, 2022	323.57
Net Block	
At 1st April, 2020	59.93
At 31st March, 2021	54.60
At 31st March, 2022	50.18

Notes :

- Contractual commitments for acquisition of Property, Plant & Equipments is disclosed in Refer Note No. 33(i)
- For assets pledged against borrowings Refer Note No. 14 & 17
- Company has not revalued its Property, Plant & Equipment during the period ending 31st March, 2022 and also during the previous period ending 31st March, 2021.
- The Company does not have any Immovable Property whose title deeds are not held in the name of the company during the period ending 31st March, 2022 and also as on 31st March, 2021.
- Company has not revalued its Intangible assets during the year ended 31st March, 2022 and also during the previous year ended 31st March, 2021
- Company is not having any intangible assets under development during the current year ended 31st March, 2022 and previous year ended 31st March, 2021
- Capital work in progress during the year mainly comprises plant & machinery and building, related to expansion project (P.Y. normal capex expenditure related to plant & machinery).

4. Investments

(₹ in Lacs)

	Face Value per share	No of Shares as at 31st March, 2022	No of Shares as at 31st March, 2021	As at 31st March, 2022	As at 31st March, 2021
Non-Current Investments					
Unquoted Equity Instruments					
(i) Investments In Subsidiaries (at cost)					
Auro Sundram Ply & Door Pvt. Ltd.	10	510000	510000	231.80	231.80
Century MDF Ltd.	10	300000	300000	30.00	30.00
Century Ply Singapore Pte Ltd. (Net of Impairment)	USD-1	10596926	10563926	2,735.73	2,711.07
Centuryply Myanmar Pvt. Ltd.	Kyat 1,00,000	95980	95980	5,937.42	5,937.42
Century Gabon SUARL	FCFA 10000	149431	149431	1,878.07	1,878.07
Ara Suppliers Pvt. Ltd.	10	1422091	1422091	142.21	142.21
Arham Sales Pvt. Ltd.	10	1422091	1422091	142.21	142.21
Adonis Vyaper Pvt. Ltd.	10	1422091	1422091	142.21	142.21
Apnapan Viniyog Pvt. Ltd.	10	1422091	1422091	142.21	142.21
Century Infotech Ltd.	10	4994640	3000000	449.60	300.00
Century Panels Ltd.	10	36050000	50000	3,605.00	5.00
Century Infra Ltd.	1	500000	-	5.00	-
Total				15,441.46	11,662.20

Notes to Financial Statements as at and for the year ended 31st March, 2022

4. Investments (contd.)

(₹ in Lacs)

	Face Value per share	No of Shares as at 31st March, 2022	No of Shares as at 31st March, 2021	As at 31st March, 2022	As at 31st March, 2021
(ii) Investments In Others (at FVTPL)					
OPG Power Generation Pvt. Ltd.	10	64300	18400	7.39	2.12
Watsun Infrabuild Pvt. Ltd.	10	215000	215000	21.50	21.50
Association of Indian Panelboard Manufacturer	10	500	500	0.50	0.50
Indian Laminate Manufacturer's Association	1000	125	125	1.25	1.25
Total				30.64	25.37
Current Investments					
Mutual Funds (at FVTPL)				-	11,054.30
Aggregate Amount of Investments					
Aggregate amount of unquoted investment				15,472.10	22,741.87
Aggregate amount of impairment on unquoted investment				4,563.27	4,563.27

5. Loans (At Amortised Cost)

(₹ in Lacs)

	Non Current		Current	
	31st March, 2022	31st March, 2021	31st March, 2022	31st March, 2021
Unsecured considered good				
Loans:				
- To Body corporate	-	-	330.00	457.63
Total	-	-	330.00	457.63

6. Other Financial Assets (At Amortised Cost)

(₹ in Lacs)

	Non Current		Current	
	31st March, 2022	31st March, 2021	31st March, 2022	31st March, 2021
Unsecured considered good				
Advances recoverable	-	-	1,085.77	1,246.15
Interest accrued on Loans, Deposits etc	-	-	692.88	13.82
Insurance Claim Receivable	-	-	29.44	247.90
Central/State Government Subsidies Receivable	-	-	829.63	624.01
Security Deposits	1,399.43	1,517.24	249.35	106.32
Other Receivables	-	-	571.54	659.92
Total	1,399.43	1,517.24	3,458.61	2,898.12

Notes to Financial Statements as at and for the year ended 31st March, 2022

7. Income Tax and Deferred Tax

(₹ in Lacs)

	31st March, 2022	31st March, 2021
(i) Total tax recognised in Statement of Profit & Loss		
Current income tax	12,104.87	6,511.16
Tax expenses for earlier years charge/(credit)	154.71	(64.27)
Deferred tax	3,232.46	429.35
Tax expense reported in the Statement of Profit or Loss	15,492.04	6,876.24
(ii) Tax expense reported in Other Comprehensive Income (OCI)		
Tax on net loss(gain) on remeasurement of defined benefit plan	164.89	29.99
	164.89	29.99
(iii) Reconciliation of estimated Income tax expenses at Indian Statutory Income tax rate to Income tax expenses reported in the Statement of Profit & Loss		
Accounting profit before tax	48,019.16	26,082.71
At India's statutory income tax rate	25.17%	34.94%
Estimated tax expenses	12,086.42	9,113.30
Tax effect of adjustments to reconcile expected income tax expense to reported income tax expense		
Income exempted from tax (80IA, 80IE)	-	(2,049.71)
Mat credit written off during the year due adoption of new tax regime	3,057.65	-
Expenses not deductible for tax purpose	203.53	129.15
Reversal of defer tax due to change in tax rate	(193.67)	(106.46)
Others	338.11	(210.04)
Total tax reported in the statement of profit and loss	15,492.04	6,876.24
(iv) Deferred Tax Assets/ (Liabilities)		
Impact of expenditure charged to the Statement of Profit and Loss in the current year but allowed for tax purposes on payment basis	818.90	861.79
Property, Plant & Equipment: Impact of difference between tax depreciation and depreciation/ amortisation charged for the financial reporting	(2,765.96)	(2,844.78)
Provision for doubtful debts and advances	267.18	313.02
	(1,679.88)	(1,669.97)
Minimum Alternate Tax Credit Entitlement	-	5,881.22
Deferred Tax Asset/ (Liabilities)	(1,679.88)	4,211.25

(v) Movement in deferred tax assets and liabilities:

(₹ in Lacs)

Particulars	As at 1st April, 2020	MAT credit Utilised (Refer Note (viii))	Recognised in Statement of Profit & Loss	Recognised in OCI	As at 31st March, 2021	MAT credit Utilised (Refer Note (viii))	Recognised/ (Reversed) in Statement of Profit & Loss	Recognised in OCI	As at 31st March, 2022
Deferred Tax Assets/ (Liabilities)									
Impact of expenditure charged to the Statement of Profit and Loss in the current year but allowed for tax purposes on payment basis	816.79	-	15.01	29.99	861.79	-	(207.79)	164.89	818.90

Notes to Financial Statements as at and for the year ended 31st March, 2022

7. Income Tax and Deferred Tax (contd.)

(₹ in Lacs)

Particulars	As at 1st April, 2020	MAT credit Utilised (Refer Note (viii))	Recognised in Statement of Profit & Loss	Recognised in OCI	As at 31st March, 2021	MAT credit Utilised (Refer Note (viii))	Recognised/ (Reversed) in Statement of Profit & Loss	Recognised in OCI	As at 31st March, 2022
Property, Plant & Equipment: Impact of difference between tax depreciation and depreciation/ amortisation charged for the financial reporting	(2,400.42)	-	(444.36)	-	(2,844.78)	-	78.82	-	(2,765.96)
Provision for doubtful debts and advances	313.02	-	-	-	313.02	-	(45.84)	-	267.18
Reversal of defer tax during lower tax regime	-	-	-	-	-	-	-	-	-
	(1,270.61)	-	(429.35)	29.99	(1,669.97)	-	(174.81)	164.89	(1,679.88)
Minimum Alternate Tax Credit Entitlement Recognised/ (Reversed)/(Utilised)	7,052.82	(1,171.60)	-	-	5,881.22	(2,823.57)	(3,057.65)	-	-
Deferred Tax Asset	5,782.21	(1,171.60)	(429.35)	29.99	4,211.25	(2,823.57)	(3,232.46)	164.89	(1,679.88)

- (vi) The Company has adopted tax regime announced under Section 115BAA of the Income Tax Act, 1961. Accordingly the provision for current tax and deferred tax for the current year has been determined at the rate of 25.17%. The deferred tax assets and deferred tax liability as on 1st April, 2021 has been restated at rate of 25.17% and the unutilised Minimum Alternate Tax credit as on 31st March, 2021 has been written off. As a result the tax expenses for the year ended 31st March, 2022, is higher by ₹630.33 lacs.
- (vii) The Company has reviewed its income tax treatments in order to determine whether they could have an impact on the financial statements and concluded that it has no material impact on the Company's financial statements. As a practice, where the interpretation of income tax law is not clear, management relies on the some or all of the following factors to determine the probability of its acceptance by the tax authority:
- Strength of technical and judicial argument and clarity of the legislation;
 - Past experience related to similar tax treatments in its own case;
 - Legal and professional advice or case law related to other entities. After analysing above factors for each of such uncertain tax treatments, where the Company expects that the probability to sustain its position on ultimate resolution of such uncertain tax treatment is remote, the Company ensures that such uncertain tax positions are adequately provided for in the Company's financial Statements.
- (viii) The Company has utilised MAT credit of ₹1,171.59 lacs in the tax return filed for FY. 2019-20 during the year ended 31st March, 2021 and ₹2,823.57 lacs MAT credit utilised in the income tax return filed for FY 2020-21 during the year ended 31st March, 2022 and adjusted with tax liability of respective years.

Notes to Financial Statements as at and for the year ended 31st March, 2022

8. Other Assets

(₹ in Lacs)

	Non Current		Current	
	31st March, 2022	31st March, 2021	31st March, 2022	31st March, 2021
Anti Dumping Duty Receivable	-	-	-	176.66
Capital Advances Against Property, Plant & Equipment	1,912.27	2,068.17	-	-
Advance to Vendors	-	-	2,361.66	3,375.77
Deposits against Demand under Disputes	-	-	62.93	76.30
Balance with Statutory/Government Authorities	-	-	967.62	-
Prepaid Expenses	128.31	24.02	527.69	596.46
Total	2,040.58	2,092.19	3,919.90	4,225.19

9. Inventories

(₹ in Lacs)

	NOTES	31st March, 2022	31st March, 2021
(At Lower of Cost or Net Realisable Value)			
Raw Materials	26	21,146.68	16,388.98
Work-in-Progress	27	4,802.07	2,871.44
Stock in Trade	27	4,730.97	3,330.22
Finished Goods	27	14,325.97	7,041.92
Stores & Spares Parts		3,947.31	3,383.66
Total		48,953.00	33,016.22

Note:-

The above includes Stock-in-Transit

Raw Materials	1,822.23	908.45
Stock in Trade	128.93	106.46

Inventories are pledged against the cash credit limit obtained by the Company.

10. Trade Receivables

(₹ in Lacs)

	Current	
	31st March, 2022	31st March, 2021
Trade Receivables		
- Trade Receivables considered good - Secured	12,518.98	10,765.71
- Trade Receivables considered good - Unsecured	22,575.66	19,164.02
- Trade Receivables which have significant increase in credit risk	854.05	666.73
- Trade Receivables - credit impaired	-	-
	35,948.70	30,596.46
Less: Loss Allowance on Trade Receivables considered good - Unsecured	207.55	229.03
Less: Loss Allowance on Trade Receivables which have significant increase in credit risk	854.05	666.73
	1,061.60	895.76
Net Total Debtors	34,887.10	29,700.70
- Receivables from related parties (Refer Note 39)	-	-
- Others	34,887.10	29,700.70
Total Trade Receivables	34,887.10	29,700.70

Notes to Financial Statements as at and for the year ended 31st March, 2022

10. Trade Receivables (contd.)

Trade receivables are pledged against the cash credit limit obtained by the Company.

Trade receivables are non-interest bearing and are generally on terms of 0-45 days.

No debts are due from Directors or other officers of the Company

The ageing of trade receivable as of 31st March, 2022 and 31st March, 2021 are as follows:

(₹ in Lacs)

	Outstanding from due date of payment as on 31st March, 2022						Total
	Not Due	Upto 6 months	6 months - 1 year	1-2 years	2-3 years	More than 3 years	
Undisputed							
Considered good	31,494.63	3,232.97	178.71	99.07	48.81	40.46	35,094.65
Which have significant increase in credit risk	-	-	-	-	-	-	-
Credit impaired	-	-	-	-	-	-	-
Disputed							
Considered good	-	-	-	-	-	-	-
Which have significant increase in credit risk	-	68.12	17.16	96.07	92.21	580.49	854.05
Credit impaired	-	-	-	-	-	-	-
Total Gross Receivables	31,494.63	3,301.09	195.87	195.14	141.02	620.95	35,948.70
Less: Loss allowance							1,061.60
Total							34,887.10

(₹ in Lacs)

	Outstanding from due date of payment as on 31st March, 2021						Total
	Not Due	Upto 6 months	6 months - 1 year	1-2 years	2-3 years	More than 3 years	
Undisputed							
Considered good	26,023.75	3,004.88	303.23	337.16	75.76	184.95	29,929.73
Which have significant increase in credit risk	-	-	-	-	-	-	-
Credit impaired	-	-	-	-	-	-	-
Disputed							
Considered good	-	-	-	-	-	-	-
Which have significant increase in credit risk	-	1.80	-	65.38	76.95	522.60	666.73
Credit impaired	-	-	-	-	-	-	-
Total Gross Receivables	26,023.75	3,006.68	303.23	402.54	152.71	707.55	30,596.46
Less: Loss allowance							895.76
Total							29,700.70

Notes to Financial Statements as at and for the year ended 31st March, 2022

11. Cash and Bank Balances

(₹ in Lacs)

	31st March, 2022	31st March, 2021
(i) Cash and Cash Equivalents		
Cash on hand	44.62	51.71
Balances with Banks		
On Current accounts	721.48	1,026.27
Cheques/Drafts on hand	14.28	34.05
Total	780.38	1,112.03
Note: There is no repatriation restrictions with regard to cash and cash equivalent as at the end of the reporting period and prior periods		
(ii) Bank Balances other than Cash and cash equivalents		
Fixed Deposits with Original Maturity of more than 3 months but less than 12 months	24,000.19	6,330.00
Margin Money Deposits with Original Maturity of more than 3 months but less than 12 months	126.28	78.47
Unpaid Dividend Account	20.28	26.09
Total	24,146.75	6,434.56

12. Equity Share Capital

(₹ in Lacs)

	31st March, 2022	31st March, 2021
Authorised		
65,05,00,000 (65,05,00,000 as at 31st March, 2021) Equity Shares of ₹1/- each	6,505.00	6,505.00
15,00,000 (15,00,000 as at 31st March, 2021) Preference Shares of ₹10/- each	150.00	150.00
50,000 (50,000 as at 31st March, 2021) Preference Shares of ₹100/- each	50.00	50.00
Total	6,705.00	6,705.00
Issued		
22,35,52,990 (22,35,52,990 as at 31st March, 2021) Equity Shares of ₹1/- each	2,235.53	2,235.53
Total	2,235.53	2,235.53
Subscribed and Paid up		
22,21,72,990 (22,21,72,990 as at 31st March, 2021) Equity Shares of ₹1/- each	2,221.73	2,221.73
Add: Amount received on forfeited shares(FY 2001-02)	3.54	3.54
Total	2,225.27	2,225.27

a) There is no change in number of shares in current year and last year.

b) **Reconciliation of the shares outstanding at the beginning and at the end of the reporting period**

Equity Shares	31st March, 2022		31st March, 2021	
	No. of Shares	₹ in Lacs	No. of Shares	₹ in Lacs
At the beginning of the year	22,21,72,990	2,221.73	22,21,72,990	2,221.73
Issued during the year	-	-	-	-
Outstanding at the end of the year	22,21,72,990	2,221.73	22,21,72,990	2,221.73

Notes to Financial Statements as at and for the year ended 31st March, 2022

12. Equity Share Capital (contd.)

c) Details of shares held by promoters/promoter group:

Promoter name	31st March, 2022			31st March, 2021	
	No. of shares	% of total shares	% Change during the year	No. of shares	% of total shares
Promoter's					
Mr. Sajjan Bhajanka	2,41,64,037	10.88	(0.92)	2,62,14,037	11.80
Mr. Sanjay Agarwal	2,48,80,460	11.20	0.00	2,48,80,460	11.20
Mr. Vishnu Khemani	1,87,86,900	8.46	2.70	1,27,86,900	5.76
Mr. Prem Kumar Bhajanka	46,72,561	2.10	0.00	46,72,561	2.10
Mr. Rajesh Kumar Agarwal	40,53,882	1.82	0.00	40,53,882	1.82
Promoter's Group					
Ms. Divya Agarwal	1,67,49,750	7.54	0.00	1,67,49,750	7.54
Ms. Santosh Bhajanka	1,54,49,500	6.95	0.00	1,54,49,500	6.95
Ms. Sudha Khemani	-	0.00	(2.70)	60,00,000	2.70
Ms. Yash Bala Bhajanka	31,49,132	1.42	0.00	31,49,132	1.42
Ms. Bhawna Agarwal	31,44,816	1.42	0.00	31,44,816	1.42
Ms. Sumitra Devi Agarwal	17,16,150	0.77	0.00	17,16,150	0.77
Hari Prasad Agarwala and Others (HUF)	16,08,890	0.72	0.00	16,08,890	0.72
Ms. Sonu Kajaria	6,63,500	0.30	0.00	6,63,500	0.30
Ms. Shraddha Agarwal	6,00,000	0.27	0.00	6,09,000	0.27
Ms. Payal Agrawal	6,00,000	0.27	0.00	6,00,000	0.27
Mr. Keshav Bhajanka	25,00,000	1.13	0.90	5,00,000	0.23
Ms. Nancy Choudhary	95,000	0.04	0.00	95,000	0.04
Ms. Nikita Bansal	69,200	0.03	0.00	69,200	0.03
Ms. Sanjana Bhajanka	50,000	0.02	0.02	-	0.00
Sri Ram Vanijya Pvt Ltd	85,02,180	3.83	0.00	85,02,180	3.83
Brijdham Merchants Pvt Ltd	77,43,990	3.49	0.00	77,43,990	3.49
Sumangal International Pvt Ltd	76,66,800	3.45	0.00	76,66,800	3.45
Sumangal Business Pvt Ltd	68,31,240	3.07	0.00	68,31,240	3.07
Sri Ram Merchants Pvt Ltd	67,39,870	3.03	0.00	67,39,870	3.03
Auroville Investments Pvt Ltd	18,45,000	0.83	0.00	18,45,000	0.83
Total	16,22,82,858	73.04		16,22,91,858	73.05

d) Details of Shareholders holding more than 5% shares in the company

	31st March, 2022		31st March, 2021	
	No. of Shares	% holding	No. of Shares	% holding
Mr. Sajjan Bhajanka	2,41,64,037	10.88%	2,62,14,037	11.80%
Mr. Sanjay Agarwal	2,48,80,460	11.20%	2,48,80,460	11.20%
Mr. Vishnu Khemani	1,87,86,900	8.46%	1,27,86,900	5.76%
Ms. Divya Agarwal	1,67,49,750	7.54%	1,67,49,750	7.54%
Ms. Santosh Bhajanka	1,54,49,500	6.95%	1,54,49,500	6.95%

As per records of the Company, including its register of members as at 31st March, 2022, the above shareholding represents legal ownerships of shares.

e) Terms/Rights attached to the Equity Shares

The company has only one class of equity shares having par value of ₹1/- per share. Each holder of equity shares is entitled to one vote per share.

Notes to Financial Statements as at and for the year ended 31st March, 2022

12. Equity Share Capital (contd.)

The company declares and pays dividends in Indian rupees. The dividend proposed by the Board of Directors is subject to the approval of shareholders in the Annual General Meeting, except in case of interim dividend. In the event of liquidation of the company, the holders of equity shares will be entitled to receive remaining assets of the company, after distribution of all preferential amounts in proportion to their shareholdings.

- f) The Company does not have any Holding/ Ultimate Holding Company. As such, no shares are held by them or their Subsidiaries/ Associates.
- g) There are NIL (Previous year NIL) shares reserved for issue under option and contracts/commitment for the sale of shares/ disinvestment.
- h) During the period of five years immediately preceding the reporting date:
- No shares were issued for consideration other than cash
 - No bonus shares were issued
 - No shares were bought back
- i) There are NIL (Previous year NIL) securities convertible into Equity/ Preference Shares.
- j) There are NIL (Previous year NIL) calls unpaid including calls unpaid by Directors and Officers as on the balance sheet date.
- k) No shares were forfeited during the year or during the previous year 1,38,000 equity shares of ₹10/-each (post split 13,80,000 equity shares of ₹1 each) on which ₹3.54 lacs had been paid up, were forfeited in the year 2001-2002

13. Other Equity

(₹ in Lacs)

	31st March, 2022	31st March, 2021
Amalgamation Reserve	317.40	317.40
Securities Premium	1,892.77	1,892.77
General Reserve	990.19	990.19
Capital Redemption Reserve	50.00	50.00
Total	3,250.36	3,250.36
Retained Earnings		
Balance at the beginning of the year	1,21,012.99	1,01,862.35
Item of the Other Comprehensive Income recognised in retained earnings.	(306.99)	(55.83)
Add: Profit for the year	32,527.12	19,206.47
Less: Appropriations		
Final Equity Dividend ₹1.00 (NIL) per share FY 20-21	2,221.73	-
Total Appropriations	2,221.73	-
Balance at the end of the year	1,51,011.39	1,21,012.99
Total	1,54,261.75	1,24,263.35

Amalgamation Reserve:- This reserve was created on amalgamation of Shyam Century Ferrous Limited with the company during the financial year 2005-2006.

Securities Premium :- This Securities Premium had been created on issue of shares by way of public issue and right issue.

General Reserve:- General reserve is created from time to time by way of transfer of profits from retained earnings for appropriation purpose. General reserve is created by a transfer from one component of equity to another and is not an item of other comprehensive income.

Capital Redemption Reserve:- This reserve was created upon redemption of preference shares by company in FY 2012-2013.

Retained Earnings: Amount of retained earnings represents accumulated profit and losses of the Company as on reporting date. Such profits and losses are after adjustment of payment of dividend, transfer to any reserves as statutorily required and adjustment for remeasurement gain loss on defined benefit plan.

Notes to Financial Statements as at and for the year ended 31st March, 2022

14. Borrowings (At Amortised Cost)

(₹ in Lacs)

	Non Current Portion		Current Maturities	
	31st March, 2022	31st March, 2021	31st March, 2022	31st March, 2021
Term Loans (Secured)				
Foreign Currency Loan from Banks	-	2,372.84	2,447.42	2,648.47
Other Loans (Secured)				
Auto, Car/Vehicle Loan				
- From banks	29.47	-	11.27	149.69
- From Bodies Corporate	1.65	6.33	4.69	4.31
	31.12	2,379.17	2,463.38	2,802.47
Amount disclosed under the head " Short term Borrowings" (Refer Note No.17)	-	-	(2,463.38)	(2,802.47)
Total	31.12	2,379.17	-	-

Notes:-

- Foreign currency term loan of ₹1,594.56 Lacs (31st March, 2021 : ₹3,091.93) carries interest @6 months LIBOR + 1.30% p.a (31st March, 2021 @6 months LIBOR + 1.30% p.a.). The loan is repayable in 16 unequal quarterly installments by 31st March, 2023 and is secured/to be secured by 1st charge on all the fixed assets pertaining to the Plywood Unit at Bishnupur, West Bengal on pari passu basis with other term lenders.
- Foreign currency term loan of ₹852.86 Lacs (31st March, 2021 : ₹1,929.38 lacs) carries interest @ 6 Months LIBOR + 1.25% p.a. (31st March, 2021 @ 6 Months LIBOR + 1.25% p.a.). The Loan is repayable in 16 equal quarterly instalments commencing from January 2019 & ending by October 2022 and is secured/to be secured by 1st charge on all the Fixed Assets of the Plywood Unit at Bishnupur, West Bengal on pari passu basis with other term lenders.
- Auto, Car/Vehicle loans are secured by hypothecation of the assets purchased there against and carry interest between 7.25% p.a to 9.05% p.a (8.41% to 9.90%p.a)

15. Lease Liabilities

(₹ in Lacs)

	Non Current Portion		Current Maturities	
	31st March, 2022	31st March, 2021	31st March, 2022	31st March, 2021
Lease Liabilities (Refer Note No.45)	1,293.02	1,414.89	485.85	860.27
Total	1,293.02	1,414.89	485.85	860.27

16. Other Non Current Liabilities

(₹ in Lacs)

	31st March, 2022	31st March, 2021
Deferred Revenue		
At 1st April	229.50	284.56
Released to the Statement of Profit and Loss	55.27	55.06
At 31st March	174.23	229.50
Current (Amount Disclosed under the head Other Current Liabilities)(Refer Note No.21)	69.58	69.58
Non-current	104.65	159.92

The deferred revenue relates to the asset related government grant received, the same has been accounted for as deferred revenue and proportionately recognised in Statement of Profit and Loss.

Notes to Financial Statements as at and for the year ended 31st March, 2022

17. Short Term Borrowings (At Amortised Cost)

(₹ in Lacs)

	31st March, 2022	31st March, 2021
Loans repayable on demand		
Cash Credit from banks (Secured)	501.42	767.55
Other Loans and advances		
Buyers Credit from banks (Secured)		
- For Capital Expenditure	5,580.54	-
- For Raw Materials	6,325.37	1,503.80
Packing Credit (Secured)	4,734.96	5,000.00
Current Maturities of Long Term Debts (Refer Note No.14)	2,447.42	2,648.47
Current maturities on Vehicle Loan Obligations (Refer Note No.14)	15.96	154.00
Total	19,605.67	10,073.82

Notes:-

- Cash Credit and Buyer's Credit from banks amounting to ₹6,826.79 lacs (31st March, 2021 : ₹2,271.35 lacs) are secured by way of first charge on current assets (both present and future) of the company.
- Buyer's Credit for Capex from banks amounting to ₹5,580.54 lacs (31st March, 2021 : ₹NIL) are secured by way of 1st charge on all the Fixed Assets of the Unit located at Bishnupur, West Bengal on pari passu basis with other term lenders.
- The cash credit is repayable on demand and carries interest @ 6.05% to 7.40% (31st March,2021 : 7.05% to 8.35%) p.a.
- Buyers credit carries interest @ LIBOR plus 0.45% to 1.99% p.a for raw-materials and @LIBOR plus 0.25% to 0.77% for capital expenditure (2020-21 0.90% to 1.55% p.a for raw-materials) and is repayable in 90-180 days.
- Rate of Interest for Packing Credit is 1.05% to 4.65% p.a (2020-21 1.10% to 5.00% p.a.)
- Rate of Interest for unsecured loan from Directors & Bodies Corporate is 5.00% p.a (2020-21 5.00% p.a.)
- Borrowings secured against current assets -The Company has filed quarterly returns or statements with the banks in lieu of the sanctioned working capital facilities, which are in agreement with the books of account other than those as set out below

For the Financial Year 2021-22

Qtr Ended	Name of the Bank	Particulars	As per Books of Accounts*	As per Quarterly Bank Statement*	Difference	Reason
June	Consortium of Indian	Aggregate	56,808	55,389	(1,419.00)	Exclusion of trade receivables exceeding 6 months in quarterly bank statement
Sept	Bank (Lead Bank),	working capital	57,141	55,722	(1,419.00)	
Dec	HDFC Bank, DBS Bank,	sanctioned	51,865	50,639	(1,226.00)	
March	Standard Chartered Bank & Yes Bank	limits of ₹425 crore	58,387	57,430	(957.00)	

For the Financial Year 2020-21

Qtr Ended	Name of the Bank	Particulars	As per Books of Accounts*	As per Quarterly Bank Statement*	Difference	Reason
June	Consortium of Indian	Aggregate	47,509	46,088	(1,421.00)	Exclusion of trade receivables exceeding 6 months in quarterly bank statement.
Sept	Bank (Lead Bank),	working capital	42,000	40,006	(1,994.00)	
Dec	HDFC Bank, DBS Bank,	sanctioned	37,318	35,681	(1,637.00)	
March	Standard Chartered Bank & Yes Bank	limits of ₹425 crore	41,323	37,957	(3,366.00)	Refer Note 1

* Represents working capital sanctioned calculated as :- Inventory + Trade Receivables - Trade Payables.

Note 1 Inadvertently, only trade receivables which are "not due" submitted to bank in quarterly statement.

Notes to Financial Statements as at and for the year ended 31st March, 2022

18. Trade Payables (At Amortised Cost)

(₹ in Lacs)

	31st March, 2022	31st March, 2021
- Dues to Micro and Small Enterprises	2,064.15	1,901.51
- Dues to Others	23,389.33	19,492.91
Total	25,453.48	21,394.42

Trade payables and acceptances are non-interest bearing and are normally settled on 30 day terms.

For terms and conditions with related parties, Refer Note No.39

(a) Trade Payables Ageing Schedule

(₹ in Lacs)

	Outstanding as on 31st March, 2022 from due date of payment						Total
	Unbilled Due	Not Due	Upto 1 Year	1-2 Years	2-3 Years	More than 3 Years	
Undisputed dues of micro enterprises and small enterprises	-	2,064.15	-	-	-	-	2,064.15
Undisputed dues of creditors other than micro enterprises and small enterprises	4,234.26	16,296.01	2,641.50	66.32	41.75	109.49	23,389.33
Disputed dues of micro enterprises and small enterprises	-	-	-	-	-	-	-
Disputed dues of creditors other than micro enterprises and small enterprises	-	-	-	-	-	-	-
Total	4,234.26	18,360.16	2,641.50	66.32	41.75	109.49	25,453.48

(₹ in Lacs)

	Outstanding as on 31st March, 2021 from due date of payment						Total
	Unbilled Due	Not Due	Upto 1 Year	1-2 Years	2-3 Years	More than 3 Years	
Undisputed dues of micro enterprises and small enterprises	-	1,901.51	-	-	-	-	1,901.51
Undisputed dues of creditors other than micro enterprises and small enterprises	3,161.84	13,999.73	2,048.17	91.67	136.94	54.56	19,492.91
Disputed dues of micro enterprises and small enterprises	-	-	-	-	-	-	-
Disputed dues of creditors other than micro enterprises and small enterprises	-	-	-	-	-	-	-
Total	3,161.84	15,901.24	2,048.17	91.67	136.94	54.56	21,394.42

Notes to Financial Statements as at and for the year ended 31st March, 2022

18. Trade Payables (At Amortised Cost) (contd.)

(b) Based on the information/documents available with the Company, information as per the requirements of section 22 of the Micro, Small and Medium Enterprises Development Act, 2006

(₹ in Lacs)

	As at 31st March, 2022	As at 31st March, 2021
i. The principal amount remaining unpaid to any supplier as at the end of each accounting year;	2,064.15	1,901.51
ii. The interest due thereon remaining unpaid to any supplier as at the end of each accounting year;	NIL	NIL
iii. The amount of interest paid by the buyer under MSMED Act, 2006	NIL	NIL
iv. The amount of interest due and payable for the period of delay in making payment (which has been paid but beyond the appointed day during the year) but without adding the interest specified under the MSMED Act, 2006);	NIL	NIL
v. The amount of interest accrued and remaining unpaid at the end of accounting year.	NIL	NIL
vi. The amount of further interest due and payable even in the succeeding year, until such date when the interest dues as above are actually paid to the small enterprise, for the purpose of disallowance as a deductible expenditure under section 23.	NIL	NIL

The above information has been determined to the extent such parties have been identified on the basis of information available with the company.

19. Other financial liabilities (At Amortised Cost)

(₹ in Lacs)

	31st March, 2022	31st March, 2021
Trade Deposits	2,061.55	1,745.59
Interest accrued but not due on borrowings	16.50	2.57
Unpaid dividends (to be credited to Investor Education and Protection Fund as and when due)	20.28	26.09
Capital Creditors	1,580.79	117.11
Employee related liabilities	6,354.82	5,392.75
Total	10,033.94	7,284.11

20. Contract Liabilities

(₹ in Lacs)

	31st March, 2022	31st March, 2021
Advances from Customers	1,082.17	1,400.86
Total	1,082.17	1,400.86

Notes to Financial Statements as at and for the year ended 31st March, 2022

21. Other Current Liabilities

(₹ in Lacs)

	31st March, 2022	31st March, 2021
Statutory Dues Payable*	3,108.58	4,015.91
Deferred Revenue (Refer Note No. 16)	69.58	69.58
Total	3,178.16	4,085.49

* Includes INR 1,425.10 lacs (INR 1,425.10 lacs) net of payments pertaining to Entry tax on entry of certain goods into a local area of the State of West Bengal.

The Company had challenged the legal validity of levy of the Entry Tax before Calcutta High Court and the matter was subsequently transferred to the West Bengal Taxation Tribunal. The Tribunal, vide its order dated 25.03.2022 in the case of Tata Steel Ltd. & Ors. vs. The State of West Bengal & Ors., has held that the levy of Entry Tax in the State of West Bengal is unconstitutional. In all probability, the department will be pursuing the issue before Hon'ble High Court now, pending the decision of which, this liability will still be required to be considered as a payable to the Government.

22. Provisions

(₹ in Lacs)

	Non Current Portion		Current Maturities	
	31st March, 2022	31st March, 2021	31st March, 2022	31st March, 2021
Provision for Employee Benefits				
Gratuity	1,122.64	757.38	-	-
Leave Encashment	-	-	705.99	718.15
Total	1,122.64	757.38	705.99	718.15

23. Current tax liabilities(net)

(₹ in Lacs)

	31st March, 2022	31st March, 2021
Provision for Taxation (Net of Advance Tax)	198.18	1,681.46
Total	198.18	1,681.46

24. Revenue from Operations

(₹ in Lacs)

	2021-22	2020-21
Revenue from Operations		
Sale of Products	2,90,544.23	2,02,088.29
Income from Services	7,752.43	8,224.73
Other Operating revenue		
Scrap Sales	209.38	79.68
Export Incentives	740.33	689.19
Indirect Tax Subsidy	798.66	249.18
Miscellaneous Income	42.75	16.63
Total	3,00,087.78	2,11,347.70

(₹ in Lacs)

	2021-22	2020-21
Details of Products Sold		
Plywood & Block board	1,52,272.98	1,07,612.38
Laminates	56,738.03	41,009.63
Pre-Laminated Particle Boards	12,056.56	5,942.93
Veneer	5,354.73	4,435.88

Notes to Financial Statements as at and for the year ended 31st March, 2022

24. Revenue from Operations (contd.)

(₹ in Lacs)

	2021-22	2020-21
Particle Board	3,201.02	2,617.61
Medium Density Fibre Board	55,339.41	35,723.45
Agri Products	999.78	794.66
Phenol	380.85	134.75
Others	4,200.87	3,817.00
	2,90,544.23	2,02,088.29
Details of Income from Services		
Container Freight Station Services	7,752.43	8,224.73
Total	7,752.43	8,224.73

Reconciliation of Revenue from sale of products with the contracted price

(₹ in Lacs)

	31st March, 2022	31st March, 2021
Contracted Price	3,04,877.38	2,12,305.94
Less: Trade discounts, volume rebates, etc.	14,333.15	10,217.65
Sale of products	2,90,544.23	2,02,088.29

1. Refer Note No. 42 for disaggregated revenue information

2. Other Information

- The Company satisfies its performance obligation on shipment/delivery as per terms of contract.
- The contract does not have any financing component.

25. Other Income

(₹ in Lacs)

	2021-22	2020-21
Interest Income on loan given to Subsidiaries	1.55	7.47
Interest Income from financial assets at amortised cost	1,034.48	86.55
Insurance and Other Claims	277.28	28.95
Unspent/Unclaimed liabilities written back	0.08	0.93
Profit on disposal of property, plant and equipment	143.05	215.03
Bad Debts Recovered	9.39	-
Foreign Exchange Fluctuations (Net)	607.75	595.42
Net gain on sale of Investments carried at FVTPL	147.67	80.69
Government Grant	55.13	55.13
Total	2,276.38	1,070.17

Notes to Financial Statements as at and for the year ended 31st March, 2022

26. Cost of Materials Consumed

(₹ in Lacs)

	2021-22	2020-21
Inventories at the beginning of the year	16,388.98	15,509.85
Add : Purchases	1,26,911.94	77,605.94
	1,43,300.92	93,115.79
Less : Inventories at the end of the year	21,146.68	16,388.98
Cost of Materials Consumed	1,22,154.24	76,726.81
Details of Material Consumed		
Timber Logs	9,307.00	6,157.30
Veneer	41,030.97	26,651.63
Chemicals	36,693.02	19,178.53
Paper	20,674.37	14,905.42
Waste Wood	14,369.18	9,747.55
Particle Board	79.70	86.38
Total	1,22,154.24	76,726.81
Details of Closing Stock of Materials		
Timber Logs	1,439.66	1,688.93
Veneer	8,963.80	7,341.17
Chemicals	2,910.48	1,599.20
Paper	7,223.85	5,168.96
Particle Board	2.92	25.22
Waste Wood	605.97	565.50
Total	21,146.68	16,388.98

27. Purchase of Stock-in-Trade and Changes in Inventories of Finished Goods, Work-in-Progress and Stock-in-Trade

(₹ in Lacs)

	2021-22	2020-21
Inventories at the beginning of the year		
Stock in Trade	3,330.22	2,421.15
Finished Goods	7,041.92	10,927.02
Work-in-Progress	2,871.44	3,368.40
	13,243.58	16,716.57
Inventories at the end of the year		
Stock in Trade	4,730.97	3,330.22
Finished Goods	14,325.97	7,041.92
Work-in-Progress	4,802.07	2,871.44
	23,859.01	13,243.58
Changes in Inventories of Finished Goods, Work-in-Progress and Stock-in-Trade	(10,615.43)	3,472.99
Details of Purchase of Stock in Trade		
Plywood and Block boards	30,536.53	20,806.35
Veneer	5,294.83	1,518.84
Chemicals	741.92	597.86
Pest Control Kits	10.62	68.23
Phenol	373.35	132.02
Others	3,666.95	2,616.43
Total	40,624.20	25,739.73

Notes to Financial Statements as at and for the year ended 31st March, 2022

27. Purchase of Stock-in-Trade and Changes in Inventories of Finished Goods, Work-in-Progress and Stock-in-Trade (contd.)

	(₹ in Lacs)	
	2021-22	2020-21
Details of Inventories at the end of the year		
Stock in Trade		
Plywood and Block board	1,781.92	1,533.65
Chemicals	79.58	87.03
Pest Control Kits	36.60	62.62
Veneer	1,366.62	1,014.17
Others	1,466.25	632.75
Total	4,730.97	3,330.22
Finished Goods at the end of the year		
Plywood and Block board	6,182.16	2,175.38
Laminates	6,027.97	3,096.92
Pre-Laminated Particle Boards	4.89	7.86
Medium Density Fibre board	1,349.05	1,249.50
Veneer	761.90	512.26
Total	14,325.97	7,041.92
Work-in-Progress at the end of the year		
Plywood and Block board	3,422.34	1,496.68
Laminates	989.56	996.77
Medium Density Fibre Board	163.66	159.02
Pre-Laminated Particle Boards	226.51	218.97
Total	4,802.07	2,871.44

28. Employee Benefits Expense

	(₹ in Lacs)	
	2021-22	2020-21
Salaries, Wages, Bonus etc	37,344.40	29,523.31
Contribution to Provident, Gratuity and other Funds	2,204.26	1,992.37
Employees Welfare Expenses	434.61	311.39
Total	39,983.27	31,827.07

29. Finance Cost (at effective interest rate)

	(₹ in Lacs)	
	2021-22	2020-21
Interest Expenses	588.93	1,041.58
Exchange difference to the extent considered as an adjustment to borrowing costs	253.89	(58.59)
Other Borrowing cost	118.18	96.44
Total	961.00	1,079.43

(For interest paid to Related Parties, Refer Note No.39)

30. Depreciation and Amortisation Expense

	(₹ in Lacs)	
	2021-22	2020-21
Depreciation on Tangible Assets (Refer Note No. 3)	6,736.67	6,245.56
Amortisation of Intangible Assets(Refer Note No.3)	16.28	17.59
Total	6,752.95	6,263.15

Notes to Financial Statements as at and for the year ended 31st March, 2022

31. Other Expenses

(₹ in Lacs)

	2021-22	2020-21
Stores & Spare parts consumed	3,507.48	2,444.66
Power and Fuel	10,060.08	7,030.51
Insurance	667.76	615.30
Rent	840.94	823.37
Rates & Taxes	453.92	359.23
Repairs & Maintenance		
- Property	483.41	332.69
- Plant and Equipment	1,442.70	1,048.29
- Others	677.24	617.70
Transport & Freight	13,357.51	10,527.82
Commission on Sales	1,181.61	1,013.48
Advertisement, Publicity and Sales Promotion	11,968.92	8,209.23
Communication Expenses	255.84	241.17
Directors' Sitting Fees and Commission	57.75	56.50
Auditors' Remuneration #	42.46	52.51
Corporate Social Responsibility Activities (Refer Note No.37)	508.95	527.68
Charity and Donations	299.68	761.61
Irrecoverable Debts, Advances written off	320.59	8.23
Loss Allowances on trade receivables	165.84	-
Professional Fees	3,231.20	1,565.56
Miscellaneous Expenses	4,960.89	3,809.40
Total	54,484.77	40,044.94
# Payment to Auditors		
As Auditor		
Audit Fees	28.00	26.00
For Other Services (includes fees for review of quarterly financial results of Current Year ₹12 lac and Previous Year ₹9 Lacs)	14.20	26.45
Reimbursement of Expenses	0.26	0.06
Total	42.46	52.51

32. Gratuity and Other Post Employment Benefit Plans

The Company has a defined benefit gratuity plan. Every employee who has completed five years or more of service is entitled to Gratuity on terms not less favourable than the provisions of The Payment of Gratuity Act, 1972. The scheme is funded with an insurance company.

The Company also extends benefit of compensated absences to the employees, whereby they are eligible to carry forward their entitlement of earned leave for encashment upon retirement/separation. This is an unfunded plan.

The following tables summarise the components of net benefit expense recognised in the statement of profit and loss and the funded status and amounts recognised in the balance sheet for the Post - retirement benefit plans.

a) Defined Benefit Plan - Gratuity

I. Expenses Recognised in the Statement of Profit & Loss

(₹ in Lacs)

	31st March, 2022	31st March, 2021
1. Current / Past Service Cost	432.72	416.67
2. Net Interest expense	30.24	29.00
Components of defined benefit cost recognised in P/L	462.96	445.67

Notes to Financial Statements as at and for the year ended 31st March, 2022

32. Gratuity and Other Post Employment Benefit Plans (contd.)

(₹ in Lacs)

	31st March, 2022	31st March, 2021
3. Re-measurement - Due to Financial Assumptions	(107.94)	89.29
4. Re-measurement - Due to Experience Adjustments	591.02	(50.50)
5. Re-measurement - Due to Demographic Adjustments	-	47.82
6. Return on Plan Assets (Excluding Interest Income)	(11.20)	(0.79)
Components of defined benefit cost recognised in OCI	471.88	85.82
Total Expense	934.84	531.49

II. Net Asset/ (Liability) recognised in the Balance Sheet

(₹ in Lacs)

	31st March, 2022	31st March, 2021
1. Present Value of Defined Benefit Obligation	5,457.14	4,553.53
2. Fair Value of Plan Assets	4,334.50	3,796.15
3. Net Asset / (Liability)	(1,122.64)	(757.38)

III. Change in Obligation during the Year

(₹ in Lacs)

	31st March, 2022	31st March, 2021
1. Present Value of Defined Benefit Obligation at the beginning of the year	4,553.53	4,006.37
2. Current Service Cost/Plan amendments	432.72	416.67
3. Interest Cost	282.01	261.14
4. Benefits Paid	(294.20)	(217.26)
5. Re-measurements - Due to Financial Assumptions	(107.94)	89.29
6. Re-measurements - Due to Experience Adjustments	591.02	(50.50)
7. Re-measurements - Due to Demographic Adjustments	-	47.82
8. Present Value of Defined Benefit Obligation at the end of the year	5,457.14	4,553.53

IV. Change in the Fair Value of Plan Assets during the year

(₹ in Lacs)

	31st March, 2022	31st March, 2021
1. Plan assets at the beginning of the year	3,796.15	3,366.24
2. Interest Income	251.77	232.14
3. Contribution by employer	569.58	414.25
4. Actual Benefit Paid	(294.20)	(217.27)
5. Re-measurement - Return on Assets (Excluding Interest Income)	11.20	0.79
6. Closing Fair Value of Plan Assets	4,334.50	3,796.15

V. The Major Categories of Plan Assets as a Percentage of the Fair Value of Total Plan Assets

	31st March, 2022	31st March, 2021
Investments with insurer	100%	100%

Notes to Financial Statements as at and for the year ended 31st March, 2022

32. Gratuity and Other Post Employment Benefit Plans (contd.)

VI. Actuarial Assumptions

	31st March, 2022	31st March, 2021
1. Discount Rate	6.70%	6.40%
2. Expected rate of return on plan assets	6.70%	6.40%
3. Mortality rate	Indian Assured Lives Mortality (2006-08) (modified) Ult.	Indian Assured Lives Mortality (2006-08) (modified) Ult.
4. Salary increase	6%	6%
5. Withdrawal rates	1% - 8%	1% - 8%

VII. The estimates of future salary increases considered in actuarial valuation, take account of inflation, seniority, promotion and other relevant factors, such as supply and demand in the employment market.

VIII. A quantitative sensitivity analysis for significant assumption is as shown below:

Assumptions	31st March, 2022		31st March, 2021	
	Discount Rate		Discount Rate	
Sensitivity level	1% increase ₹ in Lacs	1% decrease ₹ in Lacs	1% increase ₹ in Lacs	1% decrease ₹ in Lacs
Impact on Gratuity	(332.46)	376.21	(285.09)	323.74

Assumptions	31st March, 2022		31st March, 2021	
	Future Salary		Future Salary	
Sensitivity level	1% increase ₹ in Lacs	1% decrease ₹ in Lacs	1% increase ₹ in Lacs	1% decrease ₹ in Lacs
Impact on Gratuity	367.84	(332.37)	316.86	(284.90)

Assumptions	31st March, 2022		31st March, 2021	
	Withdrawal Rates		Withdrawal Rates	
Sensitivity level	1% increase ₹ in Lacs	1% decrease ₹ in Lacs	1% increase ₹ in Lacs	1% decrease ₹ in Lacs
Impact on Gratuity	11.33	(12.46)	3.44	(3.71)

Sensitivities due to mortality are not material and hence impact of change is not calculated.

The sensitivity analyses above have been determined based on a method that extrapolates the impact on defined benefit obligation as a result of reasonable changes in key assumptions occurring at the end of the reporting period.

IX. Maturity Profile of Defined Benefit Obligations

(₹ in Lacs)

	As on 31st March, 2022	As on 31st March, 2021
Year 1	772.34	640.76
Year 2	565.04	490.39
Year 3	607.95	496.04
Year 4	745.66	498.30
Year 5	746.49	637.17
Next 5 Years	3,941.27	3279.78

Notes to Financial Statements as at and for the year ended 31st March, 2022

32. Gratuity and Other Post Employment Benefit Plans (contd.)

X. Contribution to Defined Benefit Plan

In 2022-23 the Company expects to contribute ₹516.30 Lacs (2020-21: ₹432.72 Lacs) to gratuity.

b) Defined Contribution Plan

The company's contribution towards Provident Fund is debited to statement of profit and loss and managed by Central Government. Contribution to Provident and Other Funds includes ₹1,320.97 lacs (2020-21 - ₹1,151.95 lacs) paid towards Defined Contribution Plans.

33. Commitments and Contingencies

(i) Capital and Other Commitments

(₹ in Lacs)

	As on 31st March, 2022	As on 31st March, 2021
Commitment for Acquisition of Property, Plant & Equipment (Net of Advance)	5,586.55	9,477.58
Letter of Credit issued by Banks	2,312.05	3,034.31

(ii) Contingent Liabilities

(₹ in Lacs)

	As on 31st March, 2022	As on 31st March, 2021
Demands/Claims by various Government Authorities and Others not acknowledged as Debt:		
Excise Duty/Service Tax [Amount deposited : ₹51.82 lacs(P.Y. ₹36.36)]	978.12	814.07
Sales Tax / VAT/Entry Tax*	31.65	643.65
Income Tax	1,428.58	639.60
Channel Financing to Dealers & Distributors**	960.21	831.86
Un-Redeemed Bank Guarantees	739.14	712.41
Bills Discounted with Banks	-	41.40

* Contingent amount includes tax amount and interest quantified in the assessment order.

** Reported to the extent balance outstanding against Guarantees issued amounting to ₹5,004.00 Lacs (P.Y. ₹5,057.00 lacs)

34. Exceptional Item – Expenses

Exceptional item of ₹1,181.04 lacs for the period ended 31st March, 2021, represents reversal of refund of 50% of differential excise duty paid in cash, for its plywood unit in north-east India, claimed earlier on the basis of favourable decision by Hon'ble Guwahati High Court, which was passed relying on the decision by Hon'ble Supreme Court in the case of M/s V.V.F Limited & others versus the Union of India. However, the Hon'ble Supreme Court, vide its judgement dated 22nd April, 2020 has reversed its earlier decision in the case of M/s V.V.F Limited, mentioned herein, and allowed the subsequent and amended notifications issued by revenue authority which replaced the 100% excise duty refund benefit as envisaged in original notification no. 20/2007, with refund equivalent to specified percentage of excise duty payable based on value addition and held that the amended notifications was clarificatory in nature and is not hit by doctrine of promissory estoppel. Further, based on the legal advice obtained by the Company from External Counsel, as well as its own assessment, there is likelihood of the Company's appeal being not considered and consequent liability may arise for refund/reversal of amount so received/provided. Accordingly, income which was previously recognized in the books of accounts is reversed.

Notes to Financial Statements as at and for the year ended 31st March, 2022

35. Capital Management

The Company's objective to manage its capital is to ensure continuity of business while at the same time provide reasonable returns to its various shareholders but keep associated cost under control. In order to achieve this, requirement of capital is reviewed periodically with reference to operating and business plans that take into account capital expenditure and strategic investments. Apart from internal accrual, sourcing of capital is done through judicious combination of equity and borrowing, both the short term and long term. Net debt (total borrowing less current investment and cash & cash equivalent) to equity ratio is used to monitor capital. No changes were made to the objective, policies or process for managing capital during the year ended 31st March, 2022 and 31st March, 2021.

	As on 31st March, 2022	As on 31st March, 2021
Net Debt Equity Ratio	0.12	0.09

As at 31st March, 2022 and 31st March, 2021, the Company was in compliance with all of its debt covenants for borrowings.

36. Derivative Instruments and Unhedged Foreign Currency Exposure

a) The particulars of hedged foreign currency exposures as on the balance sheet date are as follows:

(₹ in Lacs)

Nature of Item	As on 31st March, 2022	As on 31st March, 2021
Hedged foreign currency	-	-

b) The particulars of unhedged foreign currency exposures as on the balance sheet date are as follows:

(₹ in Lacs)

Nature of Item	Currency	As on 31st March, 2022	As on 31st March, 2021
Foreign Currency Term Loans	USD	2,447.42	5,021.31
Currency Swap Loan	USD	4,321.63	-
Buyer's Credit	USD	6,848.58	1,503.80
	EUR	735.70	-
Trade Receivables	USD	2,703.49	1,899.47
Trade Payables	CNY	45.49	-
	EUR	1,547.66	1,199.71
	JPY	120.82	101.77
	USD	3,554.19	1,107.58
	AED	-	13.39

Trade Receivables of ₹2,703.49 lacs (Trade payables of ₹1,107.58 lacs as on 31st March, 2021) naturally hedged.

37. The Company has a Corporate Social Responsibilities ("CSR") committee as per the provisions of Section 135 of the Companies Act, 2013 read with Rules made thereunder. The main areas for CSR activities are promoting education, healthcare, animal welfare and projects ensuring environment sustainability. Details of CSR is as under:-

(₹ in Lacs)

	2021-22	2020-21
Amount of CSR expenditure to be incurred during the year	501.33	456.65
CSR expenditure (Revenue Nature) incurred during the year and approved by Board of Director	508.95	527.68
Expenditure on construction/acquisition of any assets during the year.	-	-

Notes to Financial Statements as at and for the year ended 31st March, 2022

37. (contd.)

(₹ in Lacs)

Pending Balance of (Excess)/ Shortfall spends as on 1st April, 2021	Amount required to be spent during the year	Amount spent during the year	Closing Balance of (Excess)/ Shortfall spends as on 31st March, 2022
(71.03)	501.33	508.95	(78.65)

During the current and previous year the Company has not made any contribution to a Trust control by the Company towards CSR expenses.

38. DISCLOSURES PURSUANT TO SECURITIES AND EXCHANGE BOARD OF INDIA (LISTING OBLIGATIONS AND DISCLOSURE REQUIREMENTS) REGULATIONS, 2015 AND SECTION 186 OF THE COMPANIES ACT, 2013

- a) Details of investments made have been given as part of Note '4' Investments in Subsidiary and Other Investments.
b) Details of Loans and Guarantees given below:

(₹ in Lacs)

Name of the Company	Relationship	Nature of Transactions	Balance as on*		Maximum Amount Outstanding at any time during the Year*	
			31st March, 2022	31st March, 2021	2021-22	2020-21
Auro Sundram Ply & Door Pvt. Ltd.	Subsidiary	Loans	-	-	-	300.00
Century Panels Ltd.	Subsidiary	Loans	-	-	1,451.77	-
Fine Wood Products Pvt. Ltd.	Other	Loans	-	20.00	20.00	20.00
Tiru Complex LLP	Other	Loans	-	50.00	50.00	50.00
Good View Agencies Pvt. Ltd.	Other	Loans	80.00	80.00	80.00	80.00
Auro Sundram International Pvt. Ltd.	Other	Loans	250.00	250.00	250.00	500.00
Channel Financing to Dealers & Distributors**	Other	Guarantee	960.21	831.86	960.21	831.86

*excluding interest

** Guarantees issued amounting to ₹5,004.00 Lacs (PY. ₹5,057.00 Lacs)

- c) Investment by the loanees in the shares of the Company

The loanees have not made any investments in the shares of the Company

Notes to Financial Statements as at and for the year ended 31st March, 2022

39. Related Party Disclosure:

(a) Name of the Related Parties and Related Party Relationship:

Subsidiary Companies	Auro Sundram Ply & Door Pvt. Ltd.
	Ara Suppliers Pvt. Ltd.
	Arham Sales Pvt. Ltd.
	Adonis Vyaper Pvt. Ltd.
	Apnapan Vinियog Pvt. Ltd.
	Centuryply Myanmar Pvt. Ltd.
	Century MDF Ltd.
	Century Infotech Ltd.
	Century Ply (Singapore) Pte Ltd.
	Century Ply Laos Co. Ltd. (Step down subsidiary)
	Century Huesoulin Plywood Lao Co. Ltd. (Step down subsidiary)
	Century Gabon SUARL
	Century Infra Ltd.-w.e.f 30.12.2021
	Century Panels Ltd.
	Asis Plywood Ltd. (Step down subsidiary)
	Key Management Personnel and Directors
Mr. Sanjay Agarwal (CEO & Managing Director)	
Mr. Prem Kumar Bhajanka (Managing Director)	
Mr. Vishnu Khemani (Managing Director)	
Mr. Hari Prasad Agarwal (Vice Chairman and Executive Director)*	
Mr. Rajesh Kumar Agarwal (Executive Director)	
Mr. Ajay Baldawa (Executive Director)	
Mr. Keshav Bhajanka (Executive Director)	
Ms. Nikita Bansal (Executive Director)	
Mr. Santanu Ray (Independent Director)-till 31.03.2021	
Ms. Mamta Binani (Independent Director)-till 31.03.2022	
Mr. J. P. Dua (Independent Director)	
Mr. Vijay Chhibber (Independent Director)	
Mr. Sunil Mitra (Independent Director)	
Mr. Debanjan Mandal (Independent Director)	
Mr. Probir Roy (Independent Director)	
Mr. Naresh Pachisia (Independent Director) – w.e.f. 01.04.2021	
Mr. Amit Kiran Deb (Independent Director)	
Mr. Arun Kumar Julasaria (Chief Financial Officer)	
Mr. Sundeep Jhunjunwala (Company Secretary)	

*Ceased to be director w.e.f. 18.12.2020 due to demise

Notes to Financial Statements as at and for the year ended 31st March, 2022

39. Related Party Disclosure: (contd.)

Related Parties with whom Transactions have taken place during the Year:

Relatives of Key Management Personnels	Ms. Santosh Bhajanka (Wife of Mr. Sajjan Bhajanka)
	Ms. Divya Agarwal (Wife of Mr. Sanjay Agarwal)
	Ms. Yash Bala Bhajanka (Wife of Mr. Prem Kumar Bhajanka)
	Ms. Sudha Khemani (Wife of Mr. Vishnu Khemani)
	Ms. Sumitra Devi Agarwal (Mother of Mr. Rajesh Kumar Agarwal)
	Ms. Shraddha Agarwal (Daughter of Mr. Sajjan Bhajanka)
	Ms. Payal Agrawal (Daughter of Mr. Sajjan Bhajanka)
	Ms. Sonu Kajaria (Daughter of Mr. Sajjan Bhajanka)
	Ms. Bhawna Agarwal (Wife of Mr. Rajesh Kumar Agarwal)
	Ms. Nancy Chowdhury (Daughter of Mr. Prem Kumar Bhajanka)
	Mr. Abhishek Rathi (Son-in-law of Mr. Ajay Baldawa)
	Mr. Surender Kumar Gupta (Brother of Mr. Prem Kumar Bhajanka)
	Ms. Yashoda Baldawa (Mother of Mr. Ajay Baldawa)
	Ms. Sanjana Bhajanka (Wife of Mr. Keshav Bhajanka)
Enterprises Owned/ Influenced by Key Management Personnel or their relatives	Brijdham Merchants Pvt. Ltd.
	Star Cement Ltd.
	Sri Ram Merchants Pvt. Ltd.
	Sri Ram Vanijya Pvt. Ltd.
	Sumangal Business Pvt. Ltd.
	Sumangal International Pvt. Ltd.
	Auroville Investments Pvt. Ltd.
	Aegis Business Ltd.
	Pacific Plywoods Pvt. Ltd.
	Century Led Ltd.
	Landmark Veneers Pvt. Ltd.
	Amul Boards Pvt. Ltd.
	Fox and Mandal LLP

(b) Aggregated Related Party disclosure as at and for the Year ended 31st March, 2022.

(₹ in Lacs)

Sl No.	Type of Transactions	Subsidiaries		Key Management Personnel and Directors		Relatives of Key Management Personnel		Enterprises owned/ Influenced by Key Management Personnel or their relatives		Total	
		2021-22	2020-21	2021-22	2020-21	2021-22	2020-21	2021-22	2020-21	2021-22	2020-21
1	Purchase of Trading Goods										
	Auro Sundram Ply & Door Pvt. Ltd.	10,266.79	8,378.35	-	-	-	-	-	-	10,266.79	8,378.35
2	Purchase of Raw Materials/Stores										
	Centuryply Myanmar Pvt. Ltd.	1,008.86	1,950.74	-	-	-	-	-	-	1,008.86	1,950.74
	Century Gabon Suarl	3,101.19	173.41	-	-	-	-	-	-	3,101.19	173.41
	Amul Boards Pvt Ltd	-	-	-	-	-	-	19.26	102.30	19.26	102.30
	Star Cement Ltd.	-	-	-	-	-	-	25.79	17.85	25.79	17.85
	Auro Sundram Ply & Door Pvt. Ltd.	-	0.57	-	-	-	-	-	-	-	0.57

Notes to Financial Statements as at and for the year ended 31st March, 2022

39. Related Party Disclosure: (contd.)

(₹ in Lacs)

SI No.	Type of Transactions	Subsidiaries		Key Management Personnel and Directors		Relatives of Key Management Personnel		Enterprises owned/ Influenced by Key Management Personnel or their relatives		Total	
		2021-22	2020-21	2021-22	2020-21	2021-22	2020-21	2021-22	2020-21	2021-22	2020-21
	Landmark Veneers Pvt. Ltd.	-	-	-	-	-	-	224.70	105.17	224.70	105.17
	Century Led Ltd.	-	-	-	-	-	-	21.30	24.92	21.30	24.92
3	Sale of RM/Products/ Stores & spares										
	Auro Sundram Ply & Door Pvt Ltd.	53.06	1.65	-	-	-	-	-	-	53.06	1.65
	Century Panles Ltd	21.02	-	-	-	-	-	-	-	21.02	-
	Centuryply Myanmar Pvt. Ltd.	-	2.02	-	-	-	-	-	-	-	2.02
4	Services Availed/ (Provided)										
	Aegis Business Ltd.	-	-	-	-	-	-	(1.20)	(1.20)	(1.20)	(1.20)
	Aegis Business Ltd.	-	-	-	-	-	-	363.88	-	363.88	-
	Century Infotech Ltd.	30.00	-	-	-	-	-	-	-	30.00	-
	Ms. Yash Bala Bhajanka	-	-	-	-	14.74	15.75	-	-	14.74	15.75
	Mr. Ajay Baldawa	-	-	2.03	1.93	-	-	-	-	2.03	1.93
	Star Cement Ltd	-	-	-	-	-	-	(117.60)	(111.56)	(117.60)	(111.56)
	Century Led Ltd.	-	-	-	-	-	-	(4.46)	(2.53)	(4.46)	(2.53)
	Pacific Plywoods Pvt. Ltd.	-	-	-	-	-	-	5.60	5.60	5.60	5.60
	Fox and Mandal LLP	-	-	-	-	-	-	8.25	9.15	8.25	9.15
	Auro Sundram Ply & Door Pvt Ltd.	(1.28)	(0.64)	-	-	-	-	-	-	(1.28)	(0.64)
5	Reimbursement Paid/ (Received)										
	Sundeeep Jhunjhunwala	-	-	5.00	5.00	-	-	-	-	5.00	5.00
	Aegis Business Ltd.	-	-	-	-	-	-	(0.04)	-	(0.04)	-
	Century Panels Ltd	(101.95)	-	-	-	-	-	-	-	(101.95)	-
	Century Led Ltd.	-	-	-	-	-	-	(0.95)	0.46	(0.95)	0.46
	Star Cement Ltd.	-	-	-	-	-	-	(0.87)	-	(0.87)	-
	Auro Sundram Ply & Door Pvt Ltd.	2.69	10.84	-	-	-	-	-	-	2.69	10.84
6	Loan taken										
	Brijdham Merchants Pvt. Ltd.	-	-	-	-	-	-	21.00	126.00	21.00	126.00
	Sri Ram Merchants Pvt. Ltd.	-	-	-	-	-	-	-	75.00	-	75.00
	Sri Ram Vanijya Pvt. Ltd.	-	-	-	-	-	-	19.00	524.50	19.00	524.50
	Sumangal Business Pvt. Ltd.	-	-	-	-	-	-	5.00	49.00	5.00	49.00
	Sumangal International Pvt. Ltd.	-	-	-	-	-	-	5.00	144.00	5.00	144.00
	Mr. Keshav Bhajanka	-	-	130.00	20.00	-	-	-	-	130.00	20.00
	Mr. Sajjan Bhajanka	-	-	275.00	5,100.00	-	-	-	-	275.00	5,100.00
	Mr. Sanjay Agarwal	-	-	420.00	1,606.00	-	-	-	-	420.00	1,606.00
7	Loan Repaid (Including outstanding interest)										
	Brijdham Merchants Pvt. Ltd.	-	-	-	-	-	-	21.00	908.63	21.00	908.63
	Sri Ram Merchants Pvt. Ltd.	-	-	-	-	-	-	-	267.88	-	267.88
	Sri Ram Vanijya Pvt. Ltd.	-	-	-	-	-	-	19.00	762.22	19.00	762.22
	Sumangal Business Pvt. Ltd.	-	-	-	-	-	-	5.00	2,021.65	5.00	2,021.65

Notes to Financial Statements as at and for the year ended 31st March, 2022

39. Related Party Disclosure: (contd.)

(₹ in Lacs)

Sl No.	Type of Transactions	Subsidiaries		Key Management Personnel and Directors		Relatives of Key Management Personnel		Enterprises owned/ Influenced by Key Management Personnel or their relatives		Total	
		2021-22	2020-21	2021-22	2020-21	2021-22	2020-21	2021-22	2020-21	2021-22	2020-21
	Sumangal International Pvt. Ltd.	-	-	-	-	-	-	5.00	1,222.15	5.00	1,222.15
	Mr. Keshav Bhajanka	-	-	130.00	70.15	-	-	-	-	130.00	70.15
	Mr. Sajjan Bhajanka	-	-	275.00	6,227.09	-	-	-	-	275.00	6,227.09
	Mr. Sanjay Agarwal	-	-	420.00	5,780.63	-	-	-	-	420.00	5,780.63
8	Loan Given										
	Century Panels Ltd	2,089.77	-	-	-	-	-	-	-	2,089.77	-
9	Loan Received Back										
	Century Panels Ltd	2,089.77	-	-	-	-	-	-	-	2,089.77	-
	Auro Sundram Ply & Door Pvt Ltd	-	300.00	-	-	-	-	-	-	-	300.00
10	Investments Made/ (Sold)										
	Century Ply (Singapore) Pte. Ltd.	24.66	46.14	-	-	-	-	-	-	24.66	46.14
	Century Gabon SUARL	-	269.57	-	-	-	-	-	-	-	269.57
	Century Infra Ltd	5.00	-	-	-	-	-	-	-	5.00	-
	Century Panels Ltd	3,600.00	-	-	-	-	-	-	-	3,600.00	-
11	Interest Paid										
	Brijdham Merchants Pvt. Ltd.	-	-	-	-	-	-	0.87	19.76	0.87	19.76
	Sri Ram Merchants Pvt. Ltd.	-	-	-	-	-	-	-	4.58	-	4.58
	Sri Ram Vanijya Pvt. Ltd.	-	-	-	-	-	-	0.04	7.95	0.04	7.95
	Sumangal International Pvt. Ltd.	-	-	-	-	-	-	0.14	25.41	0.14	25.41
	Sumangal Business Pvt. Ltd.	-	-	-	-	-	-	0.24	15.53	0.24	15.53
	Mr. Sajjan Bhajanka	-	-	1.96	116.49	-	-	-	-	1.96	116.49
	Mr. Sanjay Agarwal	-	-	9.54	80.80	-	-	-	-	9.54	80.80
	Mr. Keshav Bhajanka	-	-	5.32	2.61	-	-	-	-	5.32	2.61
12	Interest Received										
	Century Panels Ltd.	1.55	-	-	-	-	-	-	-	1.55	-
	Auro Sundram Ply & Door Pvt. Ltd.	-	7.48	-	-	-	-	-	-	-	7.48
13	Dividend Paid										
	Mr. Sajjan Bhajanka	-	-	261.64	-	-	-	-	-	261.64	-
	Mr. Sanjay Agarwal	-	-	248.80	-	-	-	-	-	248.80	-
	Ms. Divya Agarwal	-	-	-	-	167.50	-	-	-	167.50	-
	Mr. Vishnu Khemani	-	-	127.87	-	-	-	-	-	127.87	-
	Ms. Santosh Bhajanka	-	-	-	-	154.50	-	-	-	154.50	-
	Others	-	-	93.82	-	177.66	-	393.29	-	664.77	-
14	Director's Remuneration Paid #										
	Mr. Sajjan Bhajanka	-	-	397.26	203.41	-	-	-	-	397.26	203.41
	Mr. Sanjay Agarwal	-	-	397.26	203.41	-	-	-	-	397.26	203.41
	Mr. Prem Kumar Bhajanka	-	-	573.00	448.62	-	-	-	-	573.00	448.62
	Mr. Vishnu Khemani	-	-	290.63	203.17	-	-	-	-	290.63	203.17
	Mr. Hari Prasad Agarwal	-	-	-	10.00	-	-	-	-	-	10.00

Notes to Financial Statements as at and for the year ended 31st March, 2022

39. Related Party Disclosure: (contd.)

(₹ in Lacs)

Sl No.	Type of Transactions	Subsidiaries		Key Management Personnel and Directors		Relatives of Key Management Personnel		Enterprises owned/ Influenced by Key Management Personnel or their relatives		Total	
		2021-22	2020-21	2021-22	2020-21	2021-22	2020-21	2021-22	2020-21	2021-22	2020-21
	Mr. Ajay Baldawa	-	-	600.00	240.00	-	-	-	-	600.00	240.00
	Ms. Nikita Bansal	-	-	210.90	25.93	-	-	-	-	210.90	25.93
	Mr. Keshav Bhajanka	-	-	210.90	54.63	-	-	-	-	210.90	54.63
	Mr. Rajesh Kumar Agarwal	-	-	90.00	7.69	-	-	-	-	90.00	7.69
15	Director's Sitting Fees										
	Mr. Naresh Pachisia	-	-	3.50	-	-	-	-	-	3.50	-
	Mr. Santanu Ray	-	-	-	4.25	-	-	-	-	-	4.25
	Mr. Amit Kiran Deb	-	-	2.50	2.00	-	-	-	-	2.50	2.00
	Ms. Mamta Binani	-	-	3.50	3.25	-	-	-	-	3.50	3.25
	Mr. J. P. Dua	-	-	3.50	3.50	-	-	-	-	3.50	3.50
	Mr. Vijay Chhibber	-	-	3.25	3.25	-	-	-	-	3.25	3.25
	Mr. Debanjan Mandal	-	-	2.50	2.00	-	-	-	-	2.50	2.00
	Mr. Sunil Mitra	-	-	3.50	2.75	-	-	-	-	3.50	2.75
	Mr. Probir Roy	-	-	3.50	3.50	-	-	-	-	3.50	3.50
16	Director's Commission										
	Mr. Naresh Pachisia	-	-	4.00	-	-	-	-	-	4.00	-
	Mr. Santanu Ray	-	-	-	4.00	-	-	-	-	-	4.00
	Mr. Amit Kiran Deb	-	-	4.00	4.00	-	-	-	-	4.00	4.00
	Ms. Mamta Binani	-	-	4.00	4.00	-	-	-	-	4.00	4.00
	Mr. J. P. Dua	-	-	4.00	4.00	-	-	-	-	4.00	4.00
	Mr. Vijay Chhibber	-	-	4.00	4.00	-	-	-	-	4.00	4.00
	Mr. Debanjan Mandal	-	-	4.00	4.00	-	-	-	-	4.00	4.00
	Mr. Sunil Mitra	-	-	4.00	4.00	-	-	-	-	4.00	4.00
	Mr. Probir Roy	-	-	4.00	4.00	-	-	-	-	4.00	4.00
17	Salary Paid										
	Mr. Arun Kumar Julasaria #	-	-	133.21	163.14	-	-	-	-	133.21	163.14
	Mr. Sundeep Jhunjhunwala #	-	-	40.39	35.67	-	-	-	-	40.39	35.67
	Others	-	-	-	-	75.90	112.24	-	-	75.90	112.24
18	Advance Given										
	Aegis Business Ltd.	-	-	-	-	-	-	-	25.00	-	25.00
	Mr. Abhishek Rathi	-	-	-	-	6.00	-	-	-	6.00	-
	Mr. Arun Kumar Julasaria	-	-	-	2.00	-	-	-	-	-	2.00
	Mr. Sundeep Jhunjhunwala	-	-	5.00	-	-	-	-	-	5.00	-
19	Advance Received back										
	Aegis Business Ltd.	-	-	-	-	-	-	-	125.00	-	125.00
	Mr. Arun Kumar Julasaria	-	-	-	2.00	-	-	-	-	-	2.00
	Mr. Abhishek Rathi	-	-	-	-	6.00	7.43	-	-	6.00	7.43
	Mr. Sundeep Jhunjhunwala	-	-	5.00	-	-	-	-	-	5.00	-

Notes to Financial Statements as at and for the year ended 31st March, 2022

39. Related Party Disclosure: (contd.)

(₹ in Lacs)

Sl No.	Type of Transactions	Subsidiaries		Key Management Personnel and Directors		Relatives of Key Management Personnel		Enterprises owned/ Influenced by Key Management Personnel or their relatives		Total	
		2021-22	2020-21	2021-22	2020-21	2021-22	2020-21	2021-22	2020-21	2021-22	2020-21
20	Balance Outstanding on account of										
A	Receivable/(Payable)										
	Auro Sundram Ply & Door Pvt. Ltd.	(1,391.52)	(1,799.17)	-	-	-	-	-	-	(1,391.52)	(1,799.17)
	Century Panels Ltd	94.92	-	-	-	-	-	-	-	94.92	-
	Aegis Business Ltd.	-	-	-	-	-	-	0.12	200.35	0.12	200.35
	Centuryply Myanmar Pvt. Ltd.	69.78	1,092.05	-	-	-	-	-	-	69.78	1,092.05
	Century Infotech Ltd.	-	31.52	-	-	-	-	-	-	-	31.52
	Century Led Ltd.	-	-	-	-	-	-	(0.76)	(0.88)	(0.76)	(0.88)
	Century Gabon Suarl	1,342.16	995.46	-	-	-	-	-	-	1,342.16	995.46
	Star Cement Ltd.	-	-	-	-	-	-	23.67	(0.96)	23.67	(0.96)
	Amul Boards Pvt. Ltd	-	-	-	-	-	-	5.00	(1.86)	5.00	(1.86)
	Ms. Yash Bala Bhajanka	-	-	-	-	(0.04)	-	-	-	(0.04)	-
	Pacific Plywoods Pvt. Ltd.	-	-	-	-	-	-	(5.04)	(5.18)	(5.04)	(5.18)
B	Director's Remuneration Payable										
	Mr. Sajjan Bhajanka	-	-	171.84	84.73	-	-	-	-	171.84	84.73
	Mr. Sanjay Agarwal	-	-	171.81	84.72	-	-	-	-	171.81	84.72
	Mr. Prem Kumar Bhajanka	-	-	257.85	225.13	-	-	-	-	257.85	225.13
	Mr. Ajay Baldawa	-	-	128.30	66.95	-	-	-	-	128.30	66.95
	Mr. Vishnu Khemani	-	-	109.38	87.33	-	-	-	-	109.38	87.33
	Mr. Rajesh Kumar Agarwal	-	-	5.17	-	-	-	-	-	5.17	-
	Ms. Nikita Bansal	-	-	69.36	11.52	-	-	-	-	69.36	11.52
	Mr. Keshav Bhajanka	-	-	68.95	21.54	-	-	-	-	68.95	21.54
C	Director's Commission Payable										
	Mr. Santanu Ray	-	-	-	4.00	-	-	-	-	-	4.00
	Mr. Naresh Pachisia	-	-	4.00	-	-	-	-	-	4.00	-
	Mr. Amit Kiran Deb	-	-	4.00	4.00	-	-	-	-	4.00	4.00
	Ms. Mamta Binani	-	-	4.00	4.00	-	-	-	-	4.00	4.00
	Mr. J. P Dua	-	-	4.00	4.00	-	-	-	-	4.00	4.00
	Mr. Vijay Chhibber	-	-	4.00	4.00	-	-	-	-	4.00	4.00
	Mr. Debanjan Mandal	-	-	4.00	4.00	-	-	-	-	4.00	4.00
	Mr. Sunil Mitra	-	-	4.00	4.00	-	-	-	-	4.00	4.00
	Mr. Probir Roy	-	-	4.00	4.00	-	-	-	-	4.00	4.00
D	Salary Payable										
	Mr. Arun Kumar Julasaria	-	-	7.16	38.97	-	-	-	-	7.16	38.97
	Mr. Sundeep Jhunjhunwala	-	-	1.87	1.07	-	-	-	-	1.87	1.07
	Others	-	-	-	-	6.46	4.15	-	-	6.46	4.15

Remuneration of Key Management Personnel represents short term employee benefits, as the liabilities for defined benefit plans and compensated absences are provided on actuarial basis for the Company as a whole, the amounts pertaining to Key Management Personnel are not included.

Notes to Financial Statements as at and for the year ended 31st March, 2022

39. Related Party Disclosure: (contd.)

(c) Terms and conditions of transactions with related parties

- The sales to/ purchases from/ services availed from/ services provided to related parties are made on terms equivalent to those that prevail in arm's length transactions.
- Outstanding balances at the year-end from related parties are unsecured and interest free
- Employee related recoverable balances are unsecured and interest free
- The Company has provided loan to its subsidiary for its business activities. The loan was unsecured and was repayable on demand. The loan carries an interest @10.00% p.a.
- The Company has taken loan from Enterprises owned/influenced by Key Management Personnel (KMP) or their relatives as well as from KMP's. The loan was unsecured and was repayable on demand. The loan carries an interest @ 5.00% p.a.

40. Fair values measurements

Financial instruments by category:

	(₹ in Lacs)			
	31st March, 2022		31st March, 2021	
	FVTPL	Amortised cost	FVTPL	Amortised cost
Non-current financial assets				
(i) Investments	30.64	-	25.37	-
(ii) Other Financial Assets	-	1,399.43	-	1,517.24
Current financial assets				
(i) Trade receivable	-	34,887.10	-	29,700.70
(ii) Cash and cash equivalents	-	780.38	-	1,112.03
(iii) Bank balances other than above	-	24,146.75	-	6,434.56
(iv) Investments	-	-	11,054.30	-
(v) Loans	-	330.00	-	457.63
(vi) Other current financial assets	-	3,458.61	-	2,898.12
Total Financial assets	30.64	65,002.27	11,079.67	42,120.28
Non-current financial liabilities				
(i) Borrowings	-	31.12	-	2,379.17
(ii) Lease liabilities	-	1,293.02	-	1,414.89
Current financial liabilities				
(i) Borrowings	-	19,605.67	-	10,073.82
(ii) Trade payables	-	25,453.48	-	21,394.42
(iii) Lease liabilities	-	485.85	-	860.27
(iv) Other current financial liabilities	-	10,033.94	-	7,284.11
Total Financial liabilities	-	56,903.08	-	43,406.68

Notes:-

- The carrying amount of financial assets and financial liabilities measured at amortised cost in the financial statements are a reasonable approximation of their fair values since the Company does not anticipate that the carrying amounts would be significantly different from the values that would eventually be received or settled.
- Finance income and finance cost by instrument category wise classification :-
 - Interest income of ₹1,036.03 Lacs (PY. ₹94.02 Lacs) on financial instrument at amortised cost.
 - Interest expense of ₹472.20 Lacs (PY. ₹937.48 Lacs) on borrowing at amortised cost.
- Investment in subsidiaries are being carried at cost hence not reported.
- Investment through FVTPL is being valued at level 2 in current year as well as previous year.

Notes to Financial Statements as at and for the year ended 31st March, 2022

41. Financial Risk Management-Objectives and Policies

The Company's financial liabilities comprise long term borrowings, short term borrowings, capital creditors, trade and other payables. The main purpose of these financial liabilities is to finance the Company's operations. The Company's financial assets include trade and other receivables, cash and cash equivalents, investment in subsidiaries at cost and deposits.

The Company is exposed to market risk and credit risk. The Company has a Risk management policy and its management is supported by a Risk management committee that advises on risks and the appropriate risk governance framework for the Company. The audit committee provides assurance to the Company's management that the Company's risk activities are governed by appropriate policies and procedures and that risks are identified, measured and managed in accordance with the Company's policies and risk objectives. The Board of Directors reviews and agrees policies for managing each of these risks, which are summarised below.

(i) Market Risk

Market risk is the risk that the fair value of future cash flows of a financial instrument will fluctuate because of changes in market prices. Market risk comprises risk of interest rate, currency risk and other price risk, such as commodity price risk and equity price risk. Financial instruments affected by market risk include FVTPL investments.

a. Foreign Currency Risk

Foreign currency risk is the risk that the fair value or future cash flows of an exposure will fluctuate because of changes in foreign exchange rates. The Company's exposure to the risk of changes in foreign exchange rates relates primarily to the Company's operating activities. The Company has a treasury department which monitors the foreign exchange fluctuations on the continuous basis and advises the management of any material adverse effect on the Company.

Foreign Currency sensitivity

The following table demonstrates the sensitivity to a reasonably possible change in foreign currency exchange rates, with all other variables held constant. The impact on the Company's profit before tax is due to changes in the fair value of assets and liabilities.

Change in Foreign Currency Rates	Effect on Profit before Tax	
	As on 31st March, 2022	As on 31st March, 2021
	5%	(743.97)
-5%	743.97	151.74

(₹ in Lacs)

b. Interest Rate Risk

Interest rate risk is the risk that the fair value or future cash flows of a financial instrument will fluctuate because of changes in market interest rates.

Interest rate sensitivity

The following table demonstrates the sensitivity to a reasonably possible change in interest rates on that portion of loans and borrowings affected. With all other variables held constant, the Company's profit before tax is affected through the impact on floating rate borrowings, as follows:

	Increase/ Decrease in basis points	Effect on Profit before Tax (₹ in Lacs)
31st March, 2022	+50	(80.22)
	-50	80.22
31st March, 2021	+50	(70.25)
	-50	70.25

(ii) Credit Risks

Credit risk is the risk that counterparty will not meet its obligations under a financial instrument or customer contract, leading to a financial loss. The Company is exposed to credit risk from its operating activities (primarily trade receivables).

The Company implements a credit risk management policy under which the Company only transacts business with counterparties that have a certain level of credit worthiness based on internal assessment of the parties, financial condition, historical experience, and other factors. The Company's exposure to credit risk is influenced mainly by the individual characteristics of each customer. The Company has established a credit policy under which each new customer is analysed individually for creditworthiness.

Notes to Financial Statements as at and for the year ended 31st March, 2022

41. Financial Risk Management-Objectives and Policies (contd.)

Trade receivables

An impairment analysis is performed at each reporting date on an individual basis for all the customers. In addition, a large number of minor receivables are grouped into homogenous groups and assessed for impairment collectively. The calculation is based on credit losses historical data. The maximum exposure to credit risk at the reporting date is the carrying value of trade receivables disclosed in Note 10 as the Company does not hold collateral as security. The Company has evaluated the concentration of risk with respect to trade receivables as low, as its customers are located in several jurisdictions and industries.

Refer note no 10 for ageing of trade receivable as of 31st March, 2022 and 31st March, 2021.

No significant changes in estimation techniques or assumptions were made during the reporting period.

Credit risk also arises from transactions with financial institutions, and such transactions include transactions of cash and cash equivalents, various deposits, and financial instruments such as derivative contracts. The Company manages its exposure to this credit risk by only entering into transactions with banks that have high ratings. The Company's treasury department authorizes, manages, and oversees new transactions with parties with whom the Company has no previous relationship.

Furthermore, the Company limits its exposure to credit risk of financial guarantee contracts by strictly evaluating their necessity based on internal decision making processes, such as the approval of the board of directors.

Credit risk exposure

The carrying amount of financial assets represents the Company's maximum exposure to credit risk. The maximum exposure to credit risk as of 31st March, 2022 and 31st March, 2021 are as follows:

	(₹ in Lacs)	
	31st March, 2022	31st March, 2021
NON CURRENT		
Investments In Others	30.64	25.37
Other financial assets	1,399.43	1,517.24
CURRENT		
Investments In Others	-	11,054.30
Cash and cash equivalents	780.38	1,112.03
Other Bank balances	24,146.75	6,434.56
Loans	330.00	457.63
Trade receivable (Net)	34,887.10	29,700.70
Other financial assets	3,458.61	2,898.12
	65,032.91	53,199.95

Impairment losses on financial assets

Refer the table below for reconciliation of loss allowance in respect of Trade Receivables:

	(₹ in Lacs)	
Trade Receivables (measured under life time excepted credit loss model)	31st March, 2022	31st March, 2021
Loss Allowance at the beginning of the year	895.76	895.76
Add: Loss Allowance provided during the year	165.84	-
Loss Allowance at the end of the year	1061.60	895.76

(iii) Liquidity Risk

The Company's objective is to maintain optimum levels of liquidity to meet its cash and collateral requirements at all times. The Company relies on a mix of borrowings and excess operating cash flows to meet its needs for funds. The current committed lines of credit are sufficient to meet its short to medium/ long term expansion needs. The Company monitors rolling forecasts of its liquidity requirements to ensure it has sufficient cash to meet operational needs. Besides, it generally has certain undrawn credit facilities which can be accessed as and when required; such credit facilities are reviewed at regular intervals. Thus, no liquidity risk is perceived at present.

Notes to Financial Statements as at and for the year ended 31st March, 2022

41. Financial Risk Management-Objectives and Policies (contd.)

Availability of Liquidity is as follows

(₹ in Lacs)

Particulars	31st March, 2022	31st March, 2021
Cash and Cash Equivalent	780.38	1,112.03
Availability under committed credit facilities	2,938.25	8,732.45

The table below summarises the maturity profile of the Company's financial liabilities based on contractual undiscounted payments.

(₹ in Lacs)

Particulars	Less than 1 Year	1-2 Years	2-3 Years	3-5 Years	> 5 years	Total
Year ended 31st March, 2022						
Borrowings	19,605.67	31.12	-	-	-	19,636.79
Other financial liabilities	10,033.94	-	-	-	-	10,033.94
Trade payables	25,453.48	-	-	-	-	25,453.48
	55,093.09	31.12	-	-	-	55,124.21
Year ended 31st March, 2021						
Borrowings	7,271.35	2,379.17	-	-	-	9,650.52
Other financial liabilities	10,086.58	-	-	-	-	10,086.58
Trade payables	21,394.42	-	-	-	-	21,394.42
	38,752.35	2,379.17	-	-	-	41,131.52

42. The Company's Standalone Segment Information as at and for the year ended 31st March, 2022 are as below:

(₹ in Lacs)

Sl	Plywood	Laminate	MDF	Particle Board	CFS Services	Others	Total
a Revenue(Gross)							
External Sales	1,58,381.19	57,465.70	56,088.76	15,080.72	7,761.68	5,309.73	3,00,087.78
	(1,12,317.26)	(41,501.94)	(35,940.44)	(9,007.85)	(8,233.00)	(4,347.21)	(2,11,347.70)
Inter-segment Sales	-	-	-	-	150.59	374.97	525.56
	-	-	-	-	(67.02)	(247.72)	(314.74)
Total Revenue(Gross)	1,58,381.19	57,465.70	56,088.76	15,080.72	7,912.27	5,684.70	3,00,613.34
	(1,12,317.26)	(41,501.94)	(35,940.44)	(9,007.85)	(8,300.02)	(4,594.93)	(2,11,662.44)
b Result							
Segment Results	22,311.13	8,633.67	16,520.31	3,755.30	771.97	733.03	52,725.41
	(12,846.45)	(6,955.90)	(7,642.89)	(1,387.36)	(1,341.26)	(594.36)	(30,768.22)
Unallocated Income/ (Expenses) (Net of unallocated expenses/ income)							(3,745.25)
							(-3,606.08)
Operating Profit							48,980.16
							(27,162.14)
Finance Cost							961.00
							(1,079.43)
Tax Expense							15,492.04
							(6,876.24)
Net Profit							32,527.12
							(19,206.47)

Notes to Financial Statements as at and for the year ended 31st March, 2022

42. The Company's Standalone Segment Information as at and for the year ended 31st March, 2022 are as below: (contd.)

(₹ in Lacs)

Sl	Plywood	Laminate	MDF	Particle Board	CFS Services	Others	Total
Other Information							
a	Total Assets						
	85,238.16	33,622.18	55,478.62	6,831.11	4,539.27	2,729.31	1,88,438.65
	(70,571.32)	(27,540.44)	(36,335.46)	(6,105.94)	(5,853.63)	(1,732.10)	(1,48,138.89)
	Unallocated Corporate/Other Assets						33,023.12
							(30,559.67)
	Total						2,21,461.77
							(1,78,698.56)
b	Total Liabilities						
	26,012.16	7,214.52	4,648.38	1,118.16	3,012.96	393.55	42,399.73
	(23,157.31)	(6,097.17)	(3,468.61)	(980.56)	(3,167.06)	(553.21)	(37,423.92)
	Unallocated /Other Liabilities						22,575.02
							(14,786.02)
	Total						64,974.75
							(52,209.94)
c	Capital Expenditure						
	5,346.75	947.99	16,264.04	179.13	62.75	2.91	22,803.57
	(1,795.52)	(1,575.16)	(184.31)	(365.11)	(41.57)	-	(3,961.67)
	Unallocated Capital Expenditure						-
							-
d	Depreciation/ Amortisation						
	1,307.98	1,190.02	1,966.06	536.82	1,100.31	2.69	6,103.88
	(1,111.16)	(1,021.06)	(1,942.10)	(454.37)	(1,089.46)	(3.35)	(5,621.50)
	Unallocated Depreciation						649.07
							(641.65)
e	Geographical Segment						
	i. Revenue (Gross)						2,86,322.77
	India						(2,00,896.87)
	Overseas						13,765.01
							(10,450.83)
	ii. Carrying amount of Segment Assets						
	India						1,74,999.68
							(1,35,521.70)
	Overseas						13,438.97
							(12,617.19)

Note:- Previous years figures are in bracket

Notes:

- (a) Business Segments: The reportable segments have been identified on the basis of the products of the Company. Operating Segment disclosed are consistent with the information provided to and reviewed by the Chief Operating Decision Maker (CODM). Accordingly, the Company has identified following business segments:

Notes to Financial Statements as at and for the year ended 31st March, 2022

42. The Company's Segment Information as at and for the year ended 31st March, 2022 are as below: (contd.)

Plywood	-	Plywood, Block-Board, Veneer & Timber
Laminate	-	Decorative Laminates
MDF	-	Plain & Pre-laminated Medium Density Fibre Boards
Plain Particle Board	-	Plain & Pre-laminated Particle Board
CFS Services	-	Container Freight Stations services
Others	-	Mainly Trading of Chemicals and New Age Panel Products

- (b) The Company recognised revenue at point in time.
- (c) Company's Property Plant and Equipment (PPE) are located only in India. Hence separate figures for same have not been furnished.
- (d) During the year there is no revenue from a single customer which is more than 10% of company's revenue.
- (e) Investment in subsidiaries have been considered as a part of segment assets in line with the reporting to CODM

43. The Indian Parliament has approved the Code on Social Security, 2020 which would impact the contributions by the company towards Provident Fund and Gratuity. The Ministry of Labour and Employment has released draft rules for the Code on Social Security, 2020 on 13th November, 2020, and has invited suggestions from stakeholders which are under active consideration by the Ministry. The Company will assess the impact of the Code when it comes into effect and will record any related impact in the period when the Code becomes effective.

44. Earning per Share (EPS)

In terms of Ind AS- 33 on "Earning Per Share" the calculation of EPS is given below: -

	2021-22	2020-21
Profit as per the Statement of Profit & Loss (₹ In Lacs)	32,527.12	19,206.47
Profit available for Equity Shareholders(₹ In Lacs)	32,527.12	19,206.47
Weighted average number of Equity Shares outstanding during the year	22,21,72,990	22,21,72,990
Nominal value of equity shares (₹)	1	1
Basic and Diluted earnings per share (EPS) (₹)	14.64	8.64

45. Leases

- a) The Company has lease contracts for land. The Company's obligations under leases are secured by the lessor's title to the leased assets.
- b) The Company has elected to apply IND AS 116 to its leases with modified retrospective approach. Under this approach, the company has recognised lease liabilities and corresponding right of use assets. In the statement of profit and loss for the year ended, operating lease expenses which were recognised as other expenses in the previous periods is now recognised as depreciation expenses on right of use assets and finance cost for interest accrued on such lease liability.
- c) Movement in lease liabilities during the year ended 31st March, 2022

	31st March, 2022	31st March, 2021
Particulars		
Balance at the beginning	2,275.16	2,700.94
Additions	-	-
Interest cost accrued during the year	161.77	208.26
Deletions	-	-
Payment of lease liabilities	658.06	634.04
Balance at the end	1,778.87	2,275.16

Notes to Financial Statements as at and for the year ended 31st March, 2022

45. Leases (contd.)

d) Amount recognized in Profit or Loss

(₹ in Lacs)

Particulars	31st March, 2022	31st March, 2021
Interest expense on lease liabilities	161.77	208.26
Depreciation expense of right-of-use assets	604.41	604.41
Total	766.18	812.67

e) Future payment of lease liabilities on an undiscounted basis

(₹ in Lacs)

Particulars	31st March, 2022	31st March, 2021
Less than one year	603.29	660.98
One to five years	628.15	1,231.44
More than five years	2,431.59	2,430.43
Total undiscounted Lease Liabilities	3,663.03	4,322.85
Lease liabilities included in the statement of financial position		
Current Lease liabilities	485.85	860.27
Non - Current Lease liabilities	1,293.02	1,414.89

f) The weighted average incremental borrowing rate of 10% has been applied to lease liabilities recognised in the Balance Sheet.

46. Charity and Donations includes ₹100.00 Lacs (P.Y.2020-21: ₹553.81 Lacs) paid to political parties.

47. Additional disclosures relating to the requirement of revised Schedule III

- No proceedings have been initiated on or are pending against the Company for holding benami property under the Benami Transactions (Prohibition) Act, 1988 (45 of 1988) and Rules made thereunder.
- Century Plyboards (India) Limited has not been declared wilful defaulter by any bank or financial institution or government or any government authority.
- Century Plyboards (India) Limited has complied with the number of layers prescribed under the Companies Act, 2013.
- There is no undisclosed income under the Income Tax Act, 1961 for the year ending 31st March, 2022 and 31st March, 2021 which needs to be recorded in the books of account.
- Century Plyboards (India) Limited has not traded or invested in crypto currency or virtual currency during the current or previous year.
- The borrowings obtained by the company from banks and financial institutions have been applied for the purposes for which such loans were taken.
- There are no charges or satisfaction which are yet to be registered with the Registrar of Companies beyond the statutory period.
- Relationship with struck off companies**

Disclosure related to relationship of the Company with a company which is struck off under Section 248 of the Companies Act, 2013 or Section 530 of Companies Act, 1956 as at 31 March, 2022 are as follows:

(₹ in Lacs)

Sl. No.	Name of struck off Company	Nature of transactions with struck off company	Balance outstanding as at 31st March, 2022	Balance outstanding as at 31st March, 2021	Relationship with the struck off company, if any
1	Relygn Technologies Pvt.Ltd.	Procurement of services	-	(0.07)	Vendor
2	Perfect Logicare Pvt.Ltd.	Procurement of services	-	-	Vendor
3	Elbi Consultancy (I) Pvt.Ltd.	Procurement of services	(0.01)	-	Vendor

Notes to Financial Statements as at and for the year ended 31st March, 2022

47. Additional disclosures relating to the requirement of revised Schedule III. (contd.)

(₹ in Lacs)

Sl. No.	Name of struck off Company	Nature of transactions with struck off company	Balance outstanding as at 31st March, 2022	Balance outstanding as at 31st March, 2021	Relationship with the struck off company, if any
4	Deepika Electronics & Engineering Pvt Ltd	Procurement of services	(0.43)	(0.43)	Vendor
5	Great Eastern Trading Co Ltd	Purchase of goods	-	-	Vendor
6	Print Express Pvt.Ltd.	Purchase of goods	(6.46)	(3.67)	Vendor
7	Stw Energy Max Pvt.Ltd.	Purchase of goods	-	-	Vendor
8	IDS Increation India Pvt Ltd.*	Sales of goods	1.95	1.95	Customer
9	Perfect Logicare Pvt. Ltd.	Sales of services	(0.08)	(0.08)	Customer
10	Seeds And Grains India Pvt. Ltd.	Sales of services	-	-	Customer

The above information is provided only for those struck off companies with whom transactions have taken place during the year ended 31st March, 2022 and year ended 31st March, 2021.

* No transactions entered during 2021-22 and 2020-21, only balance outstanding of earlier years.

Details of other struck off entities holding equity shares in the Company is as below:

(₹ in Lacs)

Sl. No.	Name of struck off Company	No. of Shares held	Paid-up as at 31st March, 2022	Paid-up as at 31st March, 2021	Relationship with the struck off company, if any
1	Prava Buildcon Pvt. Ltd.	1100	-	1100.00	Equity shareholder
2	Mridul Securities Pvt. Ltd.	5	5.00	5.00	Equity shareholder
3	Dreams Comtrade Pvt. Ltd.	150	150.00	150.00	Equity shareholder

None of the above struck off companies are related parties.

- (ix) During the period ending 31st March, 2022 the Company did not provide any Loans or advances in the nature of Loan which remained outstanding (repayable on demand or without specifying any terms or period of repayment) to specified persons (Nil as on 31st March, 2021.)
- (x) The Company has not entered into any scheme of arrangements which has an accounting impact on current or previous financial year.
- (xi) **Utilisation of Borrowed Fund & Share Premium:**
- (i) The Company have not advanced or loaned or invested funds to any other person(s) or entities, including foreign entities (Intermediaries) with the understanding that the Intermediary shall: (a) directly or indirectly lend or invest in other persons or entities identified in any manner whatsoever by or on behalf of the company (Ultimate Beneficiaries) or (b) provide any guarantee, security or the like to or on behalf of the Ultimate Beneficiaries.
- (ii) The Company have not received any fund from any person(s) or entities, including foreign entities (Funding Party) with the understanding (whether recorded in writing or otherwise) that the Company shall: (a) directly or indirectly lend or invest in other persons or entities identified in any manner whatsoever by or on behalf of the Funding Party (Ultimate Beneficiaries) or (b) provide any guarantee, security or the like on behalf of the Ultimate Beneficiaries.

Notes to Financial Statements as at and for the year ended 31st March, 2022

47. Additional disclosures relating to the requirement of revised Schedule III. (contd.)

(Xii) Ratio Analysis and its elements

Ratio	Numerator	Denominator	Current Period	Previous Period	% Variance	Reason for variance
			Ratio	Ratio		
Current ratio	Current Assets	Current Liabilities	1.92	1.87	2.45%	
Debt-equity ratio	Total Debt	Shareholder's Equity	0.13	0.10	27.46%	Increase in Buyers credit from Bank for Capital expenditure and Raw Material.
Debt service coverage ratio	Earning for Debt Service = Net Profit after taxes + Non-cash operating expenses like depreciation and other amortizations + Interest + other adjustments like loss on sale of Fixed assets etc.	Debt service = Interest & Lease Payments + Principal Repayments	9.40	5.66	65.93%	Increase in Net profit after tax due to increase in Revenue from operations.
Return on equity ratio	Net Profits after taxes – Preference Dividend (if any)	Average Shareholder's Equity	22.99%	16.43%	39.94%	Increase in Net profit after tax due to increase in Revenue from operations.
Inventory turnover ratio	Sales	Average inventory = (Opening + Closing balance / 2)	7.79	6.53	19.16%	
Trade receivables turnover ratio	Net Credit Sales = Net credit sales consist of gross credit sales minus sales return. Trade receivables includes sundry debtors and bill's receivables.	Average trade debtors = (Opening + Closing balance / 2)	9.24	7.58	21.91%	
Trade payables turnover ratio	Net Credit Purchases = Net credit purchases consist of gross credit purchases minus purchase return	Average Trade Payables	9.22	7.34	25.59%	Increase in Trade Payable due to increase in Revenue from operation.
Net capital turnover ratio	Net Sales = Net sales shall be calculated as total sales minus sales returns.	Working Capital = Working capital shall be calculated as current assets minus current liabilities.	5.35	5.08	5.36%	

Notes to Financial Statements as at and for the year ended 31st March, 2022

47. Additional disclosures relating to the requirement of revised Schedule III. (contd.)

Ratio	Numerator	Denominator	Current Period	Previous Period	% Variance	Reason for variance
			Ratio	Ratio		
Net profit ratio	Net profit shall be after tax	Net Sales = Net sales shall be calculated as total sales minus sales returns.	10.90%	9.13%	19.40%	
Return on capital employed	Earning before interest and taxes	Capital Employed = Tangible Net Worth + Total Debt + Deferred Tax Liability	27.55%	19.55%	40.91%	Increase in Earnings Before interest and tax due to increase in Revenue from operations.
Return on investment (Values at FVTPL-Current Investments)	Profit/(loss) on sale of investments	Weighted average investment	7.83%	1.67%	367.93%	Increase in Return on Investment from Mutual Fund on account of fluctuations in market yield.

48. Previous year's figures have been rearranged and/or regrouped, wherever necessary.

49. The financial statements have been approved by the Audit Committee at its meeting held on 16th May, 2022 and by the Board of Directors on the same date.

For Singhi & Co.

Firm Registration No.- 302049E
Chartered Accountants

Rajiv Singhi

Partner
Membership No. 053518

Place: Kolkata
Date: 16th May, 2022

For and on behalf of the Board of Directors

Sajjan Bhajanka

Chairman & Managing Director
DIN: 00246043

Arun Kumar Julasaria

Chief Financial Officer

Sanjay Agarwal

CEO & Managing Director
DIN: 00246132

Sundeep Jhunjunwala

Company Secretary

Consolidated Financial Statements

Independent Auditor's Report

To
The Members of
Century Plyboards (India) Limited

Report on the Audit of the Consolidated Financial Statements

Opinion

1. We have audited the accompanying consolidated financial statements of **Century Plyboards (India) Limited** ("hereinafter referred to as the Holding Company") and its subsidiaries (the Holding and its subsidiaries together referred to as "the Group") comprising the consolidated balance sheet as at 31st March, 2022, the consolidated statement of profit and loss (including other comprehensive income), the consolidated cash flow statement and the consolidated statement of changes in equity for the year then ended, and a summary of significant accounting policies and other explanatory information prepared based on the relevant records (hereinafter referred to as ("the consolidated financial statements")
2. In our opinion and to the best of our information and according to the explanations given to us, the aforesaid consolidated financial statements give the information required by the Act in the manner so required and give a true and fair view in conformity with the accounting principles generally accepted in India of the consolidated state of affairs of the Group as at 31st March, 2022, their consolidated total comprehensive income (comprising consolidated profit and consolidated other comprehensive income) their consolidated cash flows and consolidated changes in equity for the year ended on that date.

Basis for Opinion

3. We conducted our audit of the consolidated financial statements in accordance with the Standards on Auditing (SAs), as specified under section 143(10) of the Act. Our responsibilities under those Standards are further described in the 'Auditor's Responsibilities for the Audit of the consolidated financial statements' section of our report. We are independent of the Group in accordance with the 'Code of Ethics' issued by the Institute of Chartered Accountants of India together with the ethical requirements that are relevant to our audit of the consolidated financial statements under the provisions of the Act and the Rules there under, and we have fulfilled our other ethical responsibilities in accordance with these requirements and the Code of Ethics. We believe that the audit evidence we have obtained and the audit evidence obtained by the other auditor in terms of their reports referred to in paragraph 15 & 16 of the other matter paragraph below is sufficient and appropriate to provide a basis for our audit opinion on the consolidated financial statements.

Key Audit Matters

4. Key audit matters are those matters that, in our professional judgment, were of most significance in our audit of the consolidated financial statements of the current period. These matters were addressed in the context of our audit of the consolidated financial statements as a whole, and in forming our opinion thereon, and we do not provide a separate opinion on these matters. For each matter below, our description of how our audit addressed the matter is provided in that context:

Descriptions of Key Audit Matter	How we addressed the matter in our audit
<p>A Valuation and Existence of Inventories.</p> <p>Refer to note 11 to the consolidated financial statements. The Holding Company is having Inventory of ₹48,953.00 lakh as on 31st March, 2022. Inventories are to be valued as per Ind AS 2. As described in the accounting policies in note 2.2(l) to the consolidated financial statements, inventories are carried at the lower of cost and net realisable value. As a result, the management applies judgment in determining the appropriate provisions against inventory of stores, raw material, finished goods and work in progress based upon a detailed analysis of old inventory, net realisable value below cost based upon future plans for sale of inventory. To ensure that all inventories owned by the entity are recorded and recorded inventories exist as at the year-end and valuation has been done correctly.</p>	<p>We obtained assurance over the appropriateness of the management's assumptions applied in calculating the value of the inventories and related provisions by:</p> <ul style="list-style-type: none"> Completed a walkthrough of the inventory valuation process and assessed the design and implementation of the key controls addressing the risk. Verifying the effectiveness of key inventory controls operating over inventories; including sample based physical verification. Verify that the adequate cut off procedure has been applied to ensure that purchased inventory and sold inventory are correctly accounted. Reviewing the document and other record related to physical verification of inventories done by the management during the year. Verify that inventories are valued in accordance with Ind AS 2. Verifying for a sample of individual products that costs have been correctly recorded. Comparing the net realisable value to the cost price of inventories to check for completeness of the associated provision. Reviewing the historical accuracy of inventory provisioning and the level of inventory write-offs during the year. <p>Our Conclusion:</p> <p>Based on the audit procedures performed we did not identify any material exceptions in the Inventory valuation.</p>
<p>B. Revenue Recognition</p> <p>The accuracy of amounts recorded as revenue is an inherent risk due to the complexity involve.</p> <p>The application of revenue recognition accounting standards Ind AS 115 is complex and involves a number of judgments and estimates. Refer note no 2.3(g) - to Critical accounting judgments including those involving estimations and Revenue recognition. Revenue is recognised when the control of the underlying products has been transferred to customer along with the satisfaction of the holding Company's performance obligation under a contract with customer.</p>	<p>As part of our audit, we understood the Holding Company's policies and processes, control mechanisms and methods in relation to the revenue recognition and evaluated the design and operative effectiveness of the financial controls from the above through our test of control procedures.</p> <ul style="list-style-type: none"> Tested a sample of sales transactions for compliance with the Holding Company's accounting principles to assess the completeness, occurrence and accuracy of revenue recorded. Performing procedures to ensure that the revenue recognition criteria adopted by Holding Company for all major revenue streams is appropriate and in line with the Holding Company's accounting policies. We tested the holding company's system generated reports, based on which revenue is accrued at the year end, and performed tests of details on the revenue recognised and accounts receivable balances at the year end.

Descriptions of Key Audit Matter

Due to the holding Company's presence across different marketing regions within the country and the competitive business environment, the estimation of the various types of discounts and incentive schemes to be recognised based on sales made during the year is material and considered to be complex and judgmental. In view of the complexity of the revenue recognition and the judgments and estimates involved the recognition of revenue and provisions of discounts and incentives expenses was a matter of most significance to our audit.

How we addressed the matter in our audit

- Our tests of detail focused on transactions occurring within proximity of the year end and obtaining evidence to support the appropriate timing of revenue recognition, based on terms and conditions set out in sales contracts and delivery documents or system generated reports. We considered the appropriateness and accuracy of any cut-off adjustments.
- Tested the design, implementation and operating effectiveness of the holding Company's controls over computation of incentives and pay out against the corresponding liability.
- Obtaining and inspecting, on a sample basis, supporting documentation for discounts, incentives and rebates recorded and disbursed during the year as well as credit notes issued after the year end to determine whether these were recorded appropriately.
- Performed retrospective review of the management's estimate by comparing utilisation of incentives with previously recognised corresponding liability. We also considered the developments during the year and subsequent to the year-end that would significantly affect the measurement of the year end incentive liability.
- Assessed and reviewed the disclosures made by the Company in the consolidated financial statements.

Our conclusion:

Based on the audit procedures performed we did not identify any material exceptions in the recognition of revenue and incentives and discount expenses.

Information Other than the consolidated financial statements and Auditor's Report Thereon

5. The Holding Company's Board of Directors is responsible for the preparation of the other information. The other information comprises the information included in the annual reports, but does not include the consolidated financial statements and our auditor's report thereon. The annual report is expected to be made available to us after the date of this auditor's report.

Our opinion on the consolidated financial statements does not cover the other information and we do not express any form of assurance conclusion thereon.

In connection with our audit of the standalone financial statements, our responsibility is to read the other information and, in doing so, consider whether the other information is materially inconsistent with the standalone financial statements or our knowledge obtained during the course of our audit or otherwise appears to be materially misstated. When we read annual report if we conclude that there is a material misstatement therein, we are required to communicate the matter to those charged with governance and take appropriate action as applicable under the relevant laws and regulations.

Management's Responsibility for the consolidated financial statements

6. The Holding Company's Board of Directors is responsible for the preparation of these consolidated financial statements in terms of the requirements of the Companies

Act, 2013 (hereinafter referred to as "the Act") that give a true and fair view of the consolidated financial position, consolidated financial performance, consolidated cash flows and consolidated changes in equity of the Group in accordance with accounting principles generally accepted in India including the Indian Accounting Standards specified in the Companies (Indian Accounting Standards) Rules, 2015 (as amended) under Section 133 of the Act. The respective Board of Directors of the companies included in the Group are responsible for the maintenance of adequate accounting records in accordance with the provisions of the Act for safeguarding the assets of the Group and for preventing and detecting fraud and other irregularities; the selection and application of appropriate accounting policies; making judgments and estimates that are reasonable and prudent; and the design, implementation and maintenance of adequate internal financial controls, that were operating effectively for ensuring the accuracy and completeness of the accounting records, relevant to the preparation and presentation of the financial statements that give a true and fair view and are free from material misstatement, whether due to fraud or error, which has been used for the purpose of preparation of the consolidated financial statements by the Directors of the Holding Company, as aforesaid.

7. In preparing the consolidated financial statements, the respective Board of Directors of the companies included in the Group are responsible for assessing the ability of the Group to continue as a going concern, disclosing, as applicable, matter related to going concern and using the

going concern basis of accounting unless management either intends to liquidate the Group or to cease operations, or has no realistic alternative but to do so.

8. The respective Board of Directors of the companies included in the Group is responsible for overseeing the financial reporting process of the Group.

Auditor's Responsibilities

9. Our objectives are to obtain reasonable assurance about whether the consolidated financial statements as a whole are free from material misstatement, whether due to fraud or error, and to issue an auditor's report that includes our opinion. Reasonable assurance is a high level of assurance, but is not a guarantee that an audit conducted in accordance with SAs will always detect a material misstatement when it exists. Misstatements can arise from fraud or error and are considered material if, individually or in the aggregate, they could reasonably be expected to influence the economic decisions of users taken on the basis of these consolidated financial statements.
10. As part of an audit in accordance with SAs, we exercise professional judgment and maintain professional scepticism throughout the audit. We also:
 - Identify and assess the risks of material misstatement of the consolidated financial statements, whether due to fraud or error, design and perform audit procedures responsive to those risks, and obtain audit evidence that is sufficient and appropriate to provide a basis for our opinion. The risk of not detecting a material misstatement resulting from fraud is higher than for one resulting from error, as fraud may involve collusion, forgery, intentional omissions, misrepresentations, or the override of internal control.
 - Obtain an understanding of internal control relevant to the audit in order to design audit procedures that are appropriate in the circumstances. Under section 143(3) (i) of the Act, we are also responsible for expressing our opinion on whether the Holding Company has adequate internal financial controls system in place and the operating effectiveness of such controls.
 - Evaluate the appropriateness of accounting policies used and the reasonableness of accounting estimates and related disclosures made by management.
 - Conclude on the appropriateness of management's use of the going concern basis of accounting and, based on the audit evidence obtained, whether a material uncertainty exists related to events or conditions that may cast significant doubt on the ability of the Group to continue as a going concern. If we conclude that a material uncertainty exists, we are required to draw attention in our auditor's report to the related disclosures in the consolidated financial statements or, if such disclosures are inadequate, to modify our opinion. Our conclusions are based on the audit evidence obtained up to the date of our auditor's report. However, future events or conditions may cause the Group to cease to continue as a going concern.
- Evaluate the overall presentation, structure and content of the consolidated financial statements, including the disclosures, and whether the consolidated financial statements represent the underlying transactions and events in a manner that achieves fair presentation.
- Obtain sufficient appropriate audit evidence regarding the financial information of the entities or business activities within the Group to express an opinion on the consolidated financial statements. We are responsible for the direction, supervision and performance of the audit of the financial statements of such entities included in the consolidated financial statements of which we are the independent auditors. For the other entities included in the consolidated financial statements, which have been audited by other auditors, such other auditors remain responsible for the direction, supervision and performance of the audits carried out by them. We remain solely responsible for our audit opinion.
11. Materiality is the magnitude of misstatements in the consolidated financial statements that, individually or in aggregate, makes it probable that the economic decisions of a reasonably knowledgeable user of the consolidated financial statements may be influenced. We consider quantitative materiality and qualitative factors in (i) planning the scope of our audit work and in evaluating the results of our work; and (ii) to evaluate the effect of any identified misstatements in the consolidated financial statements.
12. We communicate with those charged with governance of the Holding Company and such other entities included in the consolidated financial statements of which we are the independent auditors regarding, among other matters, the planned scope and timing of the audit and significant audit findings, including any significant deficiencies in internal control that we identify during our audit.
13. We also provide those charged with governance with a statement that we have complied with relevant ethical requirements regarding independence, and to communicate with them all relationships and other matters that may reasonably be thought to bear on our independence, and where applicable, related safeguards.
14. From the matters communicated with those charged with governance, we determine those matters that were of most significance in the audit of the consolidated financial statements for the financial year ended 31st March, 2022 and are therefore the key audit matters. We describe these matters in our auditor's report unless law or regulation precludes public disclosure about the matter or when, in extremely rare circumstances, we determine that a matter should not be communicated in our report because the adverse consequences of doing so would reasonably be expected to outweigh the public interest benefits of such communication.

Other Matters

15. We did not audit the consolidated financial statements/ financial statements and financial information's of eight domestic subsidiaries (including one step down subsidiary) whose financial statements / financial information reflects total assets of ₹799.33 lakh (before consolidation adjustments) and net assets ₹499.75 lakh (before consolidation adjustments) as at 31st March, 2022 and total revenue of ₹33.56 lakh (before consolidation adjustments), total net profit after tax of ₹21.35 lakh (before consolidation adjustments), total comprehensive income of ₹21.35 lakh (before consolidation adjustments) and net cash inflow of ₹9.11 lakh for the year ended on that date as considered in the consolidated financial statements. These financial statements have been audited by other auditors whose reports have been furnished to us by the Management and our opinion on the consolidated financial results, in so far as it relates to the amounts and disclosures included in respect of these subsidiaries is based solely on the reports of the other auditors.
16. We did not audit the consolidated financial statements / standalone financial statements and financial information's of five foreign subsidiaries (including the step-down subsidiaries), whose financial statements / financial information reflect total assets of ₹9,935.24 lakh (before consolidation adjustments) and total net assets of ₹7,797.33 lakh as at 31st March, 2022, total revenue of ₹6,515.46 lakh (before consolidation adjustments), total net loss after tax of ₹1,255.40 lakh (before consolidation adjustments), total comprehensive loss of ₹1,255.40 lakh (before consolidation adjustments) and net cash outflow of ₹716.61 lakh for the year ended on that date as considered in the consolidated financial statements. This financial statements / financial information is audited as per the local law of the respective country and have been converted by the management of the Company into Ind-AS compliant financial statements. Our opinion on the statement in so far as relates to the amounts included in respect of this subsidiary is based solely on the audited financial statement under their local GAAP and have been converted by management in to India GAAP and certified by the management.

Our opinion on the statement is not modified in respect of the above matters with regard to our reliance on the work done and the reports of the other auditors and the converted Indian GAAP financial statements certified by the management.

Report on Other Legal and Regulatory Requirements

17. As required by the Companies (Auditor's Report) Order, 2020 ("the Order") issued by the Central Government of India in terms of Section 143 (11) of the Act, we give in the "Annexure A" a statement on the matters specified in paragraphs 3 and 4 of the Order, to the extent applicable.
18. As required by section 143 (3) of the Act, we report that:
- a) We have sought and obtained all the information and explanations which to the best of our knowledge and

belief were necessary for the purposes of our audit of the aforesaid consolidated financial statements.

- b) In our opinion, proper books of account as required by law relating to preparation of the aforesaid consolidated financial statements have been kept so far as it appears from our examination of those books and report of the other auditor.
- c) The consolidated balance sheet, the consolidated statement of profit and loss (including other comprehensive income), consolidated cash flow statement and the consolidated statement of changes in equity dealt with by this report are in agreement with the relevant books of account maintained for the purpose of preparation of the consolidated financial statements.
- d) In our opinion, the aforesaid Consolidated financial statements comply with the Accounting Standards specified under Section 133 of the Act, read with Companies (Indian Accounting Standards) Rules, 2015, as amended from time to time.
- e) On the basis of the written representations received from the directors of the Holding Company's on 31st March, 2022 taken on record by the Board of Directors of the Holding Company and the reports of the statutory auditors of its subsidiary companies incorporated in India, none of the directors of the Group's companies, incorporated in India is disqualified as on 31st March, 2022 from being appointed as a director in terms of Section 164 (2) of the Act.
- f) With respect to the adequacy of the internal financial controls with reference to consolidated financial statement of the Company and the operating effectiveness of such controls, refer to our separate Report in "Annexure B".
- g) With respect to the matter to be included in the Auditor's Report under Section 197(16) of the Act:

In our opinion and according to the information and explanations given to us and based on the reports of the statutory auditors of such subsidiary companies, incorporated in India which were not audited by us, the remuneration paid during the current year by the Holding Company and its subsidiary companies to its directors is in accordance with the provisions of Section 197 of the Act.

- h) With respect to the other matters to be included in the Auditors' Report in accordance with Rule 11 of the Companies (Audit and Auditors) Rules, 2014, in our opinion and to the best of our information and according to the explanations given to us:
- i. The consolidated financial statements disclose the impact, if any, of pending litigations as at 31st March, 2022 on the consolidated financial position of the group— Refer Note 34(ii) to the consolidated financial statements.

- ii. The Group did not have any long-term contracts including derivative contracts as at 31st March, 2022 for which there were material foreseeable losses.
- iii. There has been no delay in transferring amounts, required to be transferred, to the Investor Education and Protection Fund by the Holding Company, and its subsidiaries incorporated in India during the year ended 31st March, 2022.
- iv. (a) The respective Managements of the Company and its subsidiaries which are companies incorporated in India whose financial statement subsidiaries, to or in any other persons or entities, including foreign entities("Intermediaries"), with the understanding, whether recorded in writing or otherwise, that the Intermediary shall, directly or indirectly lend or invest in other persons or entities identified in any manner whatsoever by or on behalf of the Company or any of such subsidiaries, ("Ultimate Beneficiaries") or provide any guarantee, security or the like on behalf of the Ultimate Beneficiaries.

(b) The respective Managements of the Company and its subsidiaries which are companies incorporated in India whose financial statements have been audited under the Act have represented to us and to other auditors of such subsidiaries that, to the best of their knowledge and belief, as disclosed in the note to accounts, no funds have been received by the Company or any of such subsidiaries, from any persons or entities, including foreign entities ('Funding Parties), with the understanding, whether recorded in writing or otherwise, that the Company or any of such subsidiaries shall, directly or indirectly, lend or invest in other persons or entities identified in any manner whatsoever by or on behalf of the Funding Party ("Ultimate Beneficiaries") or provide

any guarantee, security or the like on behalf of the Ultimate Beneficiaries; and

- (c) Based on the audit procedures that have been considered reasonable and appropriate in the circumstances performed by us and that performed by the auditors of the subsidiaries, which are companies incorporated in India whose financial statements have been audited under the Act, nothing has come to our or other auditors' notice that has caused us or the other auditors to believe that the representations under sub-clause (a) and (b) contain any material mis-statement.
- v. (a) The final dividend proposed in the previous year, declared and paid by the Holding Company during the year is in accordance with Section 123 of the Act, as applicable. None of the Subsidiaries companies incorporated in India have declared and paid dividend during the year.

(b) The Board of Directors of the Holding Company has proposed dividend for the year, which is subject to the approval of the Members of the Holding company at the ensuing Annual General Meeting. The amount of dividend proposed is in accordance with Section 123 of the Act, as applicable. None of the Subsidiaries companies incorporated in India have proposed dividend for the year.

For Singhi & Co.

Chartered Accountants
Firm Registration No. - 302049E

Rajiv Singhi

Partner

Place: Kolkata
Date: 16th May, 2022

Membership No. - 053518
UDIN - 22053518AJAKNW5331

Annexure “A” to the Independent Auditor's Report

(Referred to in paragraph 17 under 'Report on Other Legal and Regulatory Requirements' section of our Independent Auditor's Report of even date to the Members of Century Plyboards (India) Limited on the consolidated financial statements as of and for the year ended 31st March, 2022)

xxi. According to the information and explanations given to us, following companies incorporated in India and included in the consolidated financial statements, have certain remarks included in their reports under Companies (Auditor's Report) Order, 2020 ("CARO"), which have been reproduced as per the requirements of the Guidance Note on CARO: -

SL No	Name of Company	CIN	Holding Company/ Subsidiary Company	Clause no of CARO reporting
1.	Century Plyboards (India) Limited	L20101WB1982PLC034435	Holding Company	3(ii)(b)
2.	Auro Sundram Ply & Door Private Limited	U20211UR2005PTC032621	Subsidiary Company	3(ii)(b)
3.	Century MDF Limited	U20296WB2012PLC181050	Subsidiary Company	3(xvii)
4.	Ara Suppliers Private Limited	U51109WB2006PTC110351	Subsidiary Company	3(xvii)
5.	Arham Sales Private Limited	U51909WB2006PTC111570	Subsidiary Company	3(xvii)
6.	Adonis Vyaper Private Limited	U52190WB2006PTC111573	Subsidiary Company	3(xvii)
7.	Apnapan Viniyog Private Limited	U52190WB2006PTC111571	Subsidiary Company	3(xvii)
8.	Century Infotech Limited	U72900WB1997PLC086118	Subsidiary Company	3(xvii)
9.	Century Panels Limited	U20299WB2020PLC236573	Subsidiary Company	3(xvii)
10.	Asis Plywood Limited	U74990UR2005PLC013324	Step Down Subsidiary	3(xvii)

For Singhi & Co.

Chartered Accountants
Firm Registration No. - 302049E

Rajiv Singhi

Partner

Membership No. - 053518
UDIN - 22053518AJAKNW5331

Place: Kolkata

Date: 16th May, 2022

Annexure “B” to the Independent Auditor’s Report

(Referred to in paragraph 18(f) under ‘Report on Other Legal and Regulatory Requirements’ section of our Independent Auditor’s Report of even date to the Members of Century Plyboards (India) Limited on the consolidated financial statements as of and for the year ended 31st March, 2022)

Report on the Internal Financial Controls with reference to consolidated financial statements under Clause (i) of Sub-section 3 of Section 143 of the Companies Act, 2013 (“the Act”)

In conjunction with our audit of the consolidated financial statements of the Holding Company, as of and for the year ended 31st March, 2022, we have audited the internal financial of **Century Plyboards (India) Limited** (“the Holding Company”) and its subsidiaries, which are companies incorporated in India, as of that date.

Management’s Responsibility for Internal Financial Controls

The respective Board of Directors of the Holding Company, its subsidiaries companies to whom reporting under clause (i) of sub section 3 of Section 143 of the Act in respect of adequacy of the internal financial control with reference to consolidated financial statements is applicable, which are Company’s incorporated in India, are responsible for establishing and maintaining internal financial control based on internal financial controls criteria established by the respective Companies considering the essential components of internal control stated in the Guidance Note on Audit of Internal Financial Controls over Financial Reporting issued by the Institute of Chartered Accountants of India (‘ICAI’). These responsibilities include the design, implementation and maintenance of adequate internal financial controls that were operating effectively for ensuring the orderly and efficient conduct of its business, including adherence to company’s policies, the safeguarding of its assets, the prevention and detection of frauds and errors, the accuracy and completeness of the accounting records, and the timely preparation of reliable financial information, as required under the Companies Act, 2013.

Auditor’s Responsibility

Our responsibility is to express an opinion on the Holding Company and its Subsidiaries, which are Companies incorporated in India, internal financial controls with reference to these consolidated financial statements based on our audit. We conducted our audit in accordance with the Guidance Note on Audit of Internal Financial Controls Over Financial Reporting (the “Guidance Note”) and the Standards on Auditing, issued by prescribed under section 143(10) of the Companies Act, 2013, to the extent applicable to an audit of internal financial controls and both issued by the Institute of Chartered Accountants of India. Those Standards and the Guidance Note require that we comply with ethical requirements and plan and perform the

audit to obtain reasonable assurance about whether adequate internal financial controls with reference to these consolidated financial statements was established and maintained and if such controls operated effectively in all material respects.

Our audit involves performing procedures to obtain audit evidence about the adequacy of the internal financial controls system with reference to these consolidated financial statements and their operating effectiveness. Our audit of internal financial controls with respect to these consolidated financial statements included obtaining an understanding of internal financial controls with reference to these consolidated financial statements, assessing the risk that a material weakness exists, and testing and evaluating the design and operating effectiveness of internal control based on the assessed risk. The procedures selected depend on the auditor’s judgment, including the assessment of the risks of material misstatement of the financial statements, whether due to fraud or error.

We believe that the audit evidence we have obtained and the audit evidence obtained by the other auditors in terms of their report referred to in the other matters paragraph below, is sufficient and appropriate to provide a basis for our audit opinion on the internal financial controls with reference to these consolidated financial statements.

Meaning of Internal Financial Controls with Reference to Consolidated Financial Statements

A company’s internal financial control with reference to these consolidated financial statements is a process designed to provide reasonable assurance regarding the reliability of financial reporting and the preparation of financial statements for external purposes in accordance with generally accepted accounting principles. A company’s internal financial control with reference to these consolidated financial statements includes those policies and procedures that (1) pertain to the maintenance of records that, in reasonable detail, accurately and fairly reflect the transactions and dispositions of the assets of the company; (2) provide reasonable assurance that transactions are recorded as necessary to permit preparation of financial statements in accordance with generally accepted accounting principles, and that receipts and expenditures of the company are being made only in accordance with authorizations of management and directors of the company; and (3) provide reasonable assurance regarding prevention or timely detection of unauthorized acquisition, use, or disposition of the company’s assets that could have a material effect on the financial statements.

Inherent Limitations of Internal Financial Controls with reference to Consolidated Financial Statements

Because of the inherent limitations of internal financial controls with reference to these consolidated financial statements, including the possibility of collusion or improper management override of controls, material misstatements due to error or fraud may occur and not be detected. Also, projections of any evaluation of the internal financial controls with reference to these consolidated financial statements to future periods are subject to the risk that the internal financial control with reference to these consolidated financial statements may become inadequate because of changes in conditions, or that the degree of compliance with the policies or procedures may deteriorate.

Opinion

In our opinion, to the best of our and according to information provided to us and based on the considerations of the reports of the other auditors as referred in Other Matters paragraph below, the Holding Company, its subsidiaries which are companies incorporated in India, have, in all material respects, an adequate internal financial controls system with reference to these consolidated financial statements and such internal financial controls with reference to these consolidated financial statements were operating effectively as at 31st March 2022, based on the internal financial control over financial reporting

criteria established by the Holding company considering the essential components of internal control stated in the Guidance Note on Audit of Internal Financial Controls Over Financial Reporting issued by the Institute of Chartered Accountants of India.

Other Matters

Our aforesaid reports under Section 143(3)(i) of the Act on the adequacy and operating effectiveness of the internal financial control with reference to these consolidated financial statements in so far as it relates to standalone/consolidated financial statements of eight subsidiaries (including one step down subsidiary), which are companies incorporated in India, is based on the corresponding reports of the auditors of such companies incorporated in India.

For Singhi & Co.

Chartered Accountants
Firm Registration No. - 302049E

Rajiv Singhi

Partner

Place: Kolkata
Date: 16th May, 2022

Membership No. - 053518
UDIN - 22053518AJAKNW5331

Consolidated Balance Sheet as at 31st March, 2022

₹ in Lacs

	NOTES	31st March, 2022	31st March, 2021
A ASSETS			
Non Current Assets			
Property, Plant and Equipment (Including right of use assets)	3	76,840.10	75,377.56
Capital Work-in-Progress	3	17,659.81	2,849.12
Investment Property	5	610.16	610.16
Goodwill	4	128.49	128.49
Intangible Assets	4	69.11	76.30
Financial Assets			
Investments In Others	6	30.64	25.37
Other financial assets	8	1,446.55	1,557.53
Deferred Tax Assets	9	5.96	4,211.26
Other non-current assets	10	4,721.48	2,092.19
Total Non Current Assets		1,01,512.30	86,927.98
Current Assets			
Inventories	11	52,639.27	36,916.87
Financial Assets			
Investments in Others	6	-	11,054.30
Trade Receivables	12	35,243.86	30,267.94
Cash and cash equivalents	13	1,701.98	2,581.85
Bank Balances other than Cash and cash equivalents	13	24,400.70	6,501.97
Loans	7	330.00	457.63
Other financial assets	8	3,948.58	3,090.50
Current Tax Assets		703.38	529.69
Other current assets	10	2,567.24	2,824.97
Total Current Assets		1,21,535.01	94,225.72
TOTAL ASSETS		2,23,047.31	1,81,153.70
B EQUITY AND LIABILITIES			
Equity			
Equity Share Capital	14	2,225.27	2,225.27
Other Equity	15	1,53,458.77	1,24,514.96
Equity attributable to owners of the parent		1,55,684.04	1,26,740.23
Non Controlling Interest		(264.84)	(120.38)
Total Equity		1,55,419.20	1,26,619.85
Liabilities			
Non Current Liabilities			
Financial Liabilities			
Borrowings	16	199.86	2,632.27
Lease Liabilities	17	1,334.81	1,458.34
Other non-current liabilities	18	145.48	204.75
Provisions	23	1,200.82	826.85
Deferred Tax Liability	9	1,679.88	11.64
Total Non Current Liabilities		4,560.85	5,133.85
Current Liabilities			
Financial Liabilities			
Borrowings	19	21,621.30	11,517.36
Lease Liabilities	17	487.51	861.78
Trade Payables			
Dues to micro and small enterprises	20	725.09	739.82
Dues to others	20	24,553.86	20,145.26
Other Financial Liabilities	21	10,230.69	8,046.03
Contract Liability	21A	1,247.01	1,488.97
Other Current Liabilities	22	3,283.67	4,173.96
Provisions	23	711.80	721.23
Current tax liabilities	24	206.33	1,705.59
Total Current Liabilities		63,067.26	49,400.00
Deferred Tax Liability		-	-
Total Liabilities		67,628.11	54,533.85
TOTAL EQUITY AND LIABILITIES		2,23,047.31	1,81,153.70
Significant Accounting Policies, Key Judgements, Estimates and Assumptions	2		

The accompanying notes form an integral part of the Consolidated Financial Statements

3-52

As per our attached report of even date

For Singhi & Co.

Firm Registration No.- 302049E

Chartered Accountants

Rajiv Singhi

Partner

Membership No. 053518

Place: Kolkata

Date: 16th May, 2022

For and on behalf of the Board of Directors

Sajjan Bhajanka

Chairman & Managing Director

DIN: 00246043

Sanjay Agarwal

CEO & Managing Director

DIN: 00246132

Arun Kumar Julasaria

Chief Financial Officer

Sundeep Jhunjhunwala

Company Secretary

Statement of Consolidated Profit and Loss for the year ended 31st March, 2022

₹ in Lacs

	NOTES	2021-22	2020-21
INCOME			
Revenue from Operations	25	3,02,702.44	2,13,036.13
Other Income	26	2,307.29	1,732.20
Total Income (I)		3,05,009.73	2,14,768.33
EXPENSES			
Cost of Materials Consumed	27	1,30,225.68	82,869.59
Purchase of Stock-in-Trade	28	30,410.47	17,361.38
Changes in inventories of Finished Goods, Stock-in-Trade and Work-in-Progress	28	(10,428.25)	3,822.87
Employee Benefits Expense	29	41,755.02	33,155.63
Finance Cost	30	1,143.13	1,278.78
Depreciation and Amortisation Expense	31	7,428.17	6,865.08
Other Expenses	32	57,654.96	42,276.15
Total Expenses		2,58,189.18	1,87,629.48
Profit/(Loss) before Tax and Exceptional Items		46,820.55	27,138.85
Exceptional Items	35	-	1,181.04
Profit before Tax		46,820.55	25,957.81
Tax Expenses			
Current Tax		12,140.45	6,516.64
Add/(Less): Tax provision for earlier years written back/(off)		154.71	(64.27)
Deferred Tax		3,209.49	383.60
Total Tax Expenses		15,504.65	6,835.97
Profit for the year before non controlling interest		31,315.90	19,121.84
Other Comprehensive Income (OCI)			
Items that will not to be reclassified to Statement of Profit and Loss:			
Re-Measurement gain/(loss) on defined benefit plans		(451.23)	(47.86)
Income tax related to above		159.52	20.12
Items that will be reclassified to Statement of Profit and Loss:			
Exchange difference in respect of Non integral foreign operations		211.66	(558.86)
Other Comprehensive Income for the year, net of tax		(80.05)	(586.60)
Total Comprehensive Income for the year		31,235.85	18,535.24
Profit for the year			
Attributable to:			
Equity holders of the Parent		31,305.55	19,146.74
Non-controlling interests		10.35	(24.90)
Other Comprehensive Income/(Loss) for the period attributable to:			
- Owners of the Company		(87.55)	(600.56)
- Non Controlling Interest		7.50	13.96
Total Comprehensive Income for the year			
Attributable to:			
Equity holders of the Parent		31,218.00	18,546.18
Non-controlling interests		17.85	(10.94)
Earnings per equity share (nominal value of share ₹1/- (Previous Year ₹1/-))			
Basic and Diluted (₹)	49	14.09	8.62
Significant Accounting Policies and Key Judgements, Estimates and Assumptions			
The accompanying notes form an integral part of the Consolidated Financial Statements	3-52		

As per our attached report of even date

For Singhi & Co.Firm Registration No.- 302049E
Chartered Accountants**Rajiv Singhi**Partner
Membership No. 053518Place: Kolkata
Date: 16th May, 2022**For and on behalf of the Board of Directors****Sajjan Bhajanka**Chairman & Managing Director
DIN: 00246043**Arun Kumar Julasaria**
Chief Financial Officer**Sanjay Agarwal**CEO & Managing Director
DIN: 00246132**Sundeep Jhunjunwala**
Company Secretary

Consolidated Cash Flow Statement for the Year ended 31st March 2022

₹ in Lacs

Particulars	2021-22	2020-21
A. CASH FLOW FROM OPERATING ACTIVITIES		
Net Profit before Tax	46,820.55	25,957.81
Adjustments for :		
Depreciation/Amortisation	7,428.17	6,865.08
Exceptional Items (Excise Duty Refundable added Back)	-	1,181.04
Finance Cost	1,143.13	1,278.78
(Profit)/Loss on disposal of Property, Plant and Equipment	16.13	(215.03)
(Profit) on Sale of Current Investments	(147.67)	(80.69)
Irrecoverable Debts Written Off	320.59	8.23
Provision for Doubtful Debts provided / (written back)	165.83	-
Unspent Liabilities Written Back	(0.08)	(652.20)
Unrealised Foreign Exchange Fluctuations Loss	58.99	(229.98)
Interest Income from financial assets at amortised cost	(1,036.10)	(88.89)
Operating Profit before Working Capital Changes	54,769.54	34,024.15
Adjustments for :		
(Increase)/Decrease in Trade Receivables	(5,242.30)	(4,555.23)
(Increase)/Decrease in Inventories	(15,722.40)	2,881.16
(Increase)/Decrease in Financial Assets	4.86	154.82
(Increase)/Decrease in Other Assets	141.55	202.90
Increase/(Decrease) in Long Term Provisions	373.97	101.04
Increase/(Decrease) in Short Term Provisions	(460.66)	(37.33)
Increase/(Decrease) in Financial Liabilities	227.78	(9.44)
Increase/(Decrease) in Other Liabilities	(79.60)	2,488.08
Increase/(Decrease) in Trade Payables	4,440.81	6,434.21
Cash Generated from Operations	38,453.55	41,684.36
Direct Taxes paid (Net)	(10,835.12)	(4,631.97)
Net Cash Flow from Operating Activities	27,618.43	37,052.39
B. CASH FLOW FROM INVESTING ACTIVITIES		
Proceeds/(Outflow) from Margin Money Deposit	(234.35)	164.39
Proceeds/(Outflow) from Fixed Deposit	(17,670.19)	(6,330.00)
Purchase of Property, Plant and Equipment	(28,256.70)	(6,389.08)
Sale of Property, Plant and Equipment	2,496.93	1,035.64
(Purchase)/Sale of Investment-Others	11,196.70	(10,977.21)
Loans (Given)/Refunds (Net)	127.63	(307.63)
Interest Received	354.78	205.69
Net Cash Flow used in Investing Activities	(31,985.20)	(22,598.20)
C. CASH FLOW FROM FINANCING ACTIVITIES		
Proceeds from Long Term Loans	-	348.09
Repayment of Long Term Loans	(2,993.07)	(3,181.98)
Proceeds from Short Term Borrowings	10,626.42	1,847.71
Repayment of Short Term Borrowings	(265.04)	(11,374.02)
Principle Payment of Lease Liability	(497.79)	(380.82)
Interest Paid (Including Interest Capitalized)	(1,032.63)	(1,169.58)
Other Borrowing Cost Paid	(125.55)	(99.23)
Dividend Paid	(2,225.44)	(0.81)
Net Cash Flow used in Financing Activities	3,486.90	(14,010.64)
Net Increase/(Decrease) in Cash and Cash Equivalents (A + B + C)	(879.87)	443.55
Cash & Cash Equivalents - Opening Balance as on 1st April	2,581.85	2,138.30
Cash & Cash Equivalents - Closing Balance	1,701.98	2,581.85

Consolidated Cash Flow Statement for the Year ended 31st March 2022

The accompanying notes form an integral part of the Consolidated Financial Statements

Notes:

- The above Cash Flow Statement has been prepared under the "Indirect Method" as set out in the Ind AS-7 on 'Statement of Cash Flow'
- Reconciliation between opening and closing balance's of liabilities arising from financing activities.

(₹ in Lacs)

Particulars	Liabilities from financing activities		
	Term Loan/Vehicle Loan from Banks & Financial Institutions	Current Borrowings	Lease Liability
Balance as at 1st April, 2020	8,482.12	18,323.08	2,700.94
Interest accrued but not due as at 1st April, 2020	27.43	(4.92)	-
Cash Flow (Net)	(2,833.89)	(9,526.31)	(380.82)
Other Changes/Reclassification	(2,886.84)	2,732.83	-
Non Cash Changes			
Foreign Exchange Fluctuation	(129.12)	(12.24)	-
Finance Cost	252.19	823.27	208.26
Interest & Other Borrowing Cost Paid	(287.26)	(784.90)	(208.27)
Interest accrued but not due as at 31st March, 2021	7.64	(33.45)	-
Balance as at 31st March, 2021	2,632.27	11,517.36	2,320.11
Interest accrued but not due as at 1st April, 2021	(7.64)	33.45	-
Cash Flow (Net)	(2,993.07)	10,361.38	(497.79)
Other Changes/Reclassification	423.46	(269.45)	-
Non Cash Changes			
Fair Value Changes			
Forex	137.20	12.01	-
Finance Cost	244.51	345.91	-
Interest & Other Borrowing Cost Paid	(240.44)	(310.54)	-
Interest accrued but not due as at 31st March, 2022	3.57	(68.82)	-
Balance as at 31st March, 2022	199.86	21,621.30	1,822.32

- Previous year's figures have been rearranged and/or regrouped, wherever necessary

As per our attached report of even date

For Singhi & Co.

Firm Registration No.- 302049E
Chartered Accountants

Rajiv Singhi

Partner
Membership No. 053518

Place: Kolkata
Date: 16th May, 2022

For and on behalf of the Board of Directors

Sajjan Bhajanka

Chairman & Managing Director
DIN: 00246043

Arun Kumar Julasaria

Chief Financial Officer

Sanjay Agarwal

CEO & Managing Director
DIN: 00246132

Sundeep Jhunjunwala

Company Secretary

Consolidated Statement of Changes in Equity for the year ended 31st March, 2022

A) Equity Share Capital

	Nos.	₹ in lacs
On 1st April, 2020*	22,21,72,990	2,225.27
Changes in equity share capital during the year	-	-
Balance at 31st March, 2021*	22,21,72,990	2,225.27
Changes in equity share capital during the year	-	-
Balance at 31st March, 2022*	22,21,72,990	2,225.27

* Includes amount ₹3.54 lacs received on forfeited shares (FY 2001-02)

B) Other Equity

Particulars	Reserves and Surplus				Other Comprehensive Income (OCI)-Foreign Currency Translation Reserve	Equity attributable to owners of the company	Non Controlling Interest	Total Equity
	Securities Premium	Amalgamation Reserve	Retained Earnings	Capital Redemption Reserve				
Balance at 31st March, 2020	1,892.77	317.40	1,00,988.64	50.00	2,334.33	1,06,835.74	(174.25)	1,06,661.49
Profit for the year	-	-	19,146.74	-	-	19,146.74	(24.90)	19,121.84
Other Comprehensive Income for the year, net of tax	-	-	(27.74)	-	-	(27.74)	-	(27.74)
Exchange difference in respect of Non integral foreign operations	-	-	-	-	(558.86)	(558.86)	-	(558.86)
FCTR re-instatement	-	-	-	-	(880.92)	(880.92)	-	(880.92)
On acquisition of subsidiary during the year	-	-	-	-	-	-	78.77	78.77
Balance at 31st March, 2021	1,892.77	317.40	1,20,107.64	50.00	894.55	1,24,514.96	(120.38)	1,24,394.58
Adjustments								
Profit for the year	-	-	31,305.54	-	-	31,305.54	10.35	31,315.89
Other Comprehensive Income for the year, net of tax	-	-	(291.71)	-	-	(291.71)	-	(291.71)
On acquisition of subsidiary during the year	-	-	-	-	-	-	(154.81)	(154.81)
Exchange difference in respect of Non integral foreign operations	-	-	-	-	211.66	211.66	-	211.66
Loss on acquisition of additional shares in Century infotech Ltd.	-	-	(59.95)	-	-	(59.95)	-	(59.95)
Final Dividend for the year 2020-21	-	-	(2,221.73)	-	-	(2,221.73)	-	(2,221.73)
Balance at 31st March, 2022	1,892.77	317.40	1,48,839.79	50.00	1,106.21	1,53,458.77	(264.84)	1,53,193.93

The accompanying notes are an integral part of the Consolidated Financial Statements.
As per our attached report of even date

For Singhi & Co.

Firm Registration No. - 302049E
Chartered Accountants

Rejiv Singhi
Partner
Membership No. 053518

Place: Kolkata
Date: 16th May, 2022

For and on behalf of the Board of Directors

Sajjan Bhajanka
Chairman & Managing Director
DIN: 00246043

Sanjay Agarwal
CEO & Managing Director
DIN: 00246132

Arun Kumar Julasaria
Chief Financial Officer

Sundeep Jhunjhunwala
Company Secretary

Notes to Consolidated Financial Statements as at and for the year ended 31st March, 2022

1. Corporate Information

The consolidated financial statements comprise financial statements of Century Plyboards (India) Limited (the Company) and its subsidiaries (collectively, the Group) for the year ended 31st March, 2022. The Holding Company is a public Company domiciled in India and incorporated under the provisions of the Companies Act, 1956. Its shares are listed on National Stock Exchange of India Ltd. and BSE Limited. The Company is primarily engaged in manufacturing and sale of Plywood, Laminates, Decorative Veneers, Medium Density Fibber boards (MDF), Pre-laminated Boards, Particle Board and Flush Doors and providing Container Freight Station services (CFS). The Holding Company presently has manufacturing facilities near Kolkata, Karnal, Guwahati, Hoshiarpur, Kandla and Chennai. Container Freight station is located near Kolkata port.

2. Significant Accounting Policies, Key Judgements, Estimates and Assumptions

2.1 Basis of Preparation

2.1.1 Compliance with Ind As

These consolidated financial Statements relate to Century Plyboards (India) Limited. The consolidated financial statements have been prepared in accordance with Indian Accounting Standards ("Ind AS") as prescribed under Section 133 of the Companies Act, 2013 ("the Act"), as notified under the Companies (Indian Accounting Standard) Rules, 2015 and other relevant provision of the Act, to the extent possible and presentation requirements of Division II of Schedule III to the Companies Act, 2013, (Ind AS compliant Schedule III), as applicable to the Consolidated Financial Statement..

Accounting policies have been consistently applied except where a newly issued accounting standard is initially adopted or a revision to an existing accounting standard requires a change in the accounting policy hitherto in use.

The consolidated financial statements have been prepared on a historical cost basis, except for certain financial assets measured at fair value as described in accounting policies regarding financial instruments.

The consolidated financial statements have been prepared under the historical cost convention on accrual basis except for following assets and liabilities which have been measured at fair value:

- Financial instruments - Measured at fair value;
- Plan assets under defined benefit plans - Measured at fair value;

Historical cost is generally based on the fair value of the consideration given in exchange for goods and services. Fair value is the price that would be received to sell an asset or paid to transfer a liability in an orderly transaction between market participants at the measurement date, regardless of whether that price is directly observable or estimated using another valuation technique. In estimating the fair value of an asset or a liability, the group takes into account the characteristics of the asset or liability if market participants would take those characteristics into account when pricing the asset or liability at the measurement date. Fair value for measurement and/or disclosure purposes in the financial statement is determined on such a basis, except for share-based payment transactions, leasing transactions and measurements that have some similarities to fair value but are not fair value, such as net realisable value in Inventories or value in use in Impairment of Assets. The basis of fair valuation of these items are given as part of their respective accounting policies.

In addition, for financial reporting purposes, fair value measurements are categorised into Level 1, 2 or 3 based on the degree to which the inputs to the fair value measurements are observable and the significance of the inputs to the fair value measurement in its entirety, which are described as follows:

- Level 1 inputs are quoted prices (unadjusted) in active markets for identical assets or liabilities that the Group can access at the measurement date;
- Level 2 inputs are inputs, other than quoted prices included within Level 1, that are observable for the asset or liability, either directly or indirectly; and
- Level 3 inputs are unobservable inputs for the asset or liability.

The consolidated financial statements are presented in Indian Rupees which is the Functional Currency and all values are rounded to nearest Lakhs with two decimal except when otherwise indicated.

Basis of Consolidation

The consolidated financial statements comprise the financial statements of the Holding Company and its subsidiaries as at 31st March, 2022. Control is achieved when the Group is exposed, or has rights, to variable returns from its involvement with the investee and has the ability to affect those returns through its power over the investee. Specifically, the Group controls an investee if and only if the Group has:

Notes to Consolidated Financial Statements as at and for the year ended 31st March, 2022

- Power over the investee (i.e. existing rights that give it the current ability to direct the relevant activities of the investee)
- Exposure, or rights, to variable returns from its involvement with the investee, and
- The ability to use its power over the investee to affect its returns

Consolidation of a subsidiary begins when the Group obtains control over the subsidiary and ceases when the Group loses control of the subsidiary. Assets, liabilities, income and expenses of a subsidiary acquired or disposed off during the year are included in the consolidated financial statements from the date the Group gains control until the date the Group ceases to control the subsidiary.

Consolidated financial statements are prepared using uniform accounting policies for like transactions and other events in similar circumstances. If a member of the group uses accounting policies other than those adopted in the consolidated financial statements for like transactions and events in similar circumstances, appropriate adjustments are made to that group member's financial statements in preparing the consolidated financial statements to ensure conformity with the group's accounting policies.

The financial statements of all entities used for the purpose of consolidation are drawn up to same reporting date as that of the Holding company, i.e., year ended on 31st March. When the end of the reporting period of the parent is different from that of a subsidiary, the subsidiary prepares, for consolidation purposes, additional financial information as on the same date as the financial statements of the parent to enable the parent to consolidate the financial information of the subsidiary, unless it is impracticable to do so.

Generally, there is a presumption that a majority of voting rights result in control. To support this presumption and when the Group has less than a majority of the voting or similar rights of an investee, the Group considers all relevant facts and circumstances in assessing whether it has power over an investee, including:

- The contractual arrangement with the other vote holders of the investee
- Rights arising from other contractual arrangements
- The Group's voting rights and potential voting rights
- The size of the group's holding of voting rights relative to the size and dispersion of the holdings of the other voting rights holders

The Group re-assesses whether or not it controls an investee if facts and circumstances indicate that there are changes to one or more of the three elements of control.

Consolidation Procedure:

- (a) Combine like items of assets, liabilities, equity, income, expenses and cash flows of the parent with those of its subsidiaries. For this purpose, income and expenses of the subsidiary are based on the amounts of the assets and liabilities recognised in the consolidated financial statements at the acquisition date.
- (b) Offset (eliminate) the carrying amount of the parent's investment in each subsidiary and the parent's portion of equity of each subsidiary. Business combinations policy explains how to account for any related goodwill or capital reserve.
- (c) Eliminate in full intragroup assets and liabilities, equity, income, expenses and cash flows relating to transactions between entities of the group (profits or losses resulting from intragroup transactions that are recognised in assets, such as inventory and fixed assets, are eliminated in full). Intragroup losses may indicate an impairment that requires recognition in the consolidated financial statements. Ind AS12 Income Taxes applies to temporary differences that arise from the elimination of profits and losses resulting from intragroup transactions.
- (d) In case of foreign subsidiaries, being non-integral foreign operations, revenue items are translated at the average rates prevailing during the period. Assets, liabilities and equity are translated at the closing rate. Any exchange difference arising on translation is recognized in the "Foreign Currency Translation Reserve".

Profit or loss and each component of other comprehensive income (OCI) are attributed to the equity holders of the parent of the Group and to the non-controlling interests, even if this results in the non-controlling interests having a deficit balance. When necessary, adjustments are made to the financial statements of subsidiaries to bring their accounting policies into line with the Group's accounting policies.

Notes to Consolidated Financial Statements as at and for the year ended 31st March, 2022

A change in the ownership interest of a subsidiary, without a loss of control, is accounted for as an equity transaction. If the Group loses control over a subsidiary, it:

- De-recognises the assets (including any goodwill) and liabilities of the subsidiary.
- De-recognises the carrying amount of any non-controlling interests.
- De-recognises the cumulative translation differences recorded in equity.
- Recognises the fair value of the consideration received.
- Recognises the fair value of any investment retained.
- Recognises any surplus or deficit in profit or loss.
- Reclassifies the parent's share of components previously recognised in OCI to profit or loss or retained earnings, as appropriate, as would be required if the Group had directly disposed of the related assets or liabilities.

2.2 Summary of Significant Accounting Policies

a) Business Combinations

Business combinations are accounted for using the acquisition method. The cost of an acquisition is measured as the aggregate of the consideration transferred at acquisition date fair value and the amount of any non-controlling interests in the acquiree. For each business combination, the Group elects whether to measure the non-controlling interests in the acquiree at fair value or at the proportionate share of the acquiree's identifiable net assets. Acquisition-related costs are expensed as incurred.

When the Group acquires a business, it assesses the financial assets and liabilities assumed for appropriate classification and designation in accordance with the contractual terms, economic circumstances and pertinent conditions as at the acquisition date.

Goodwill is initially measured at cost, being the excess of the aggregate of the consideration transferred and the amount recognised for non-controlling interests, and any previous interest held, over the net identifiable assets acquired and liabilities assumed. If the fair value of the net assets acquired is in excess of the aggregate consideration transferred, the Group re-assesses whether it has correctly identified all of the assets acquired and all of the liabilities assumed and reviews the procedures used to measure the amounts to be recognised at the acquisition date. If the reassessment still results in an excess of the fair value of net assets acquired over the aggregate consideration transferred, then the gain is recognised in OCI and accumulated in equity as capital reserve. However, if there is no clear evidence of bargain purchase, the entity recognises the gain directly in equity as capital reserve, without routing the same through OCI.

After initial recognition, goodwill is measured at cost less any accumulated impairment losses.

b) Investment in Associates

An associate is an entity over which the Group has significant influence. Significant influence is the power to participate in the financial and operating policy decisions of the investee, but is not control or joint control over those policies.

The Group's investments in its associate are accounted for using the equity method. Under the equity method, the investment in an associate is initially recognised at cost. The carrying amount of the investment is adjusted to recognise changes in the Group's share of net assets of the associate since the acquisition date. Goodwill relating to the associate is included in the carrying amount of the investment and is not tested for impairment individually.

The statement of profit and loss reflects the Group's share of the results of operations of the associate. Any change in OCI of those investees is presented as part of the Group's OCI. In addition, when there has been a change recognised directly in the equity of the associate, the Group recognises its share of any changes, when applicable, in the statement of changes in equity. Unrealised gains and losses resulting from transactions between the Group and the associate are eliminated to the extent of the interest in the associate.

If an entity's share of losses of an associate equals or exceeds its interest in the associate (which includes any long term interest that, in substance, form part of the Group's net investment in the associate), the entity discontinues recognising its share of further losses. Additional losses are recognised only to the extent that the Group has incurred legal or constructive obligations or made payments on behalf of the associate or joint venture. If the associate subsequently reports profits, the entity resumes recognising its share of those profits only after its share of the profits equals the share of losses not recognised.

Notes to Consolidated Financial Statements as at and for the year ended 31st March, 2022

The aggregate of the Group's share of profit or loss of an associate is shown on the face of the statement of profit and loss.

The financial statements of the associate are prepared for the same reporting period as the Group. When necessary, adjustments are made to bring the accounting policies in line with those of the Group.

After application of the equity method, the Group determines whether it is necessary to recognise an impairment loss on its investment in its associate. At each reporting date, the Group determines whether there is objective evidence that the investment in the associate is impaired. If there is such evidence, the Group calculates the amount of impairment as the difference between the recoverable amount of the associate and its carrying value, and then recognises the loss as 'Share of profit of an associate' in the statement of profit or loss.

Upon loss of significant influence over the associate, the Group measures and recognises any retained investment at its fair value. Any difference between the carrying amount of the associate upon loss of significant influence and the fair value of the retained investment and proceeds from disposal is recognised in profit or loss.

c) Current versus Non-Current Classification

The Group presents assets and liabilities in the balance sheet based on current/ non-current classification. An asset is treated as current when it is:

- Expected to be realised or intended to be sold or consumed in Group normal operating cycle.
- Held primarily for the purpose of trading.
- Expected to be realised within twelve months after the reporting period, or
- Cash or cash equivalent unless restricted from being exchanged or used to settle a liability for at least twelve months after the reporting period.

All other assets are classified as non-current.

A liability is current when it is:

- Expected to be settled in Group's normal operating cycle.
- Held primarily for the purpose of trading.
- Due to be settled within twelve months after the reporting period, or
- There is no unconditional right to defer the settlement of the liability for at least twelve months after the reporting period.

The Group classifies all other liabilities as non-current.

Deferred tax assets and liabilities are classified as non-current assets and liabilities.

The operating cycle is the time between the acquisition of assets for processing and their realisation in cash and cash equivalents. The Group has identified twelve months as its operating cycle.

d) Revenue Recognition

The Group derives revenue principally from sale of Plywood, Laminates, MDF, Particle boards, Decorative Veneers, Flush Doors and CFS services. The Group recognizes revenue when it satisfies a performance obligation in accordance with the provisions of contract with the customer. This is achieved when control of the product has been transferred to the customer, which is generally determined when title, ownership, risk of obsolescence and loss pass to the customer and the Group has the present right to payment, all of which occurs at a point in time upon shipment or delivery of the product. In certain customer contracts, shipping and handling services are treated as a distinct separate performance obligation and the Group recognises revenue for such services when the performance obligation is completed.

The Group considers the terms of the contract in determining the transaction price. The transaction price is based upon the amount the entity expects to be entitled to in exchange for transferring of promised goods and services to the customer after deducting incentive programs, included but not limited to discounts, volume rebates etc.

For incentives offered to customers/dealers, the Group makes estimates related to customer performance and sales volume to determine the total amounts earned and to be recorded as deductions. The estimate is made in such a manner, which ensures that it is highly probable that a significant reversal in the amount of cumulative revenue recognised will not occur. The actual amounts may differ from these estimates and are accounted for prospectively. No element of significant financing is deemed present as the sales are made with a credit term, which is consistent with market practice.

Notes to Consolidated Financial Statements as at and for the year ended 31st March, 2022

In case of related party transactions where related party meets the definition of customer (i.e. a party that has contracted with the Group to obtain goods or services that are an output of the Group's ordinary activity in exchange for consideration) and the transactions are within the scope of the standard then the revenue is recognised based on the principles of Ind AS 115.

Export incentives and subsidies are recognized when there is reasonable assurance that the Group will comply with the conditions and the incentive will be received.

Interest Income

For all debt instruments measured at amortised cost, interest income is recorded using the effective interest rate (EIR). EIR is the rate that exactly discounts the estimated future cash payments or receipts over the expected life of the financial instrument or a shorter period, where appropriate, to the gross carrying amount of the financial asset or to the amortised cost of a financial liability. Interest income is included in finance income in the statement of profit and loss.

Dividends

Dividend Income is recognised when the Group's right to receive the payment is established, which is generally when shareholders approve the dividend.

Insurance Claims

Insurance and other claims are accounted for as and when accepted.

e) Government Grants

Government grants are recognised where there is reasonable assurance that the grant will be received and all attached conditions will be complied with. When the grant relates to an expense item, it is recognised as income on a systematic basis over the periods that the related costs, for which it is intended to compensate, are expensed. When the grant relates to an asset, it is recognised as income in equal amounts over the expected useful life of the related asset.

When the Group receives grants of non-monetary assets, the asset and the grant are recorded at fair value amounts and released to profit or loss over the expected useful life in a pattern of consumption of the benefit of the underlying asset i.e. by equal annual instalments.

f) Taxes

Tax expense is the aggregate amount included in determination of profit or loss for the period in respect of current tax & deferred tax.

Current Tax

Current tax assets and liabilities are measured at the amount expected to be recovered from or paid to the taxation authorities. The tax rates and tax laws used to compute the amount are those that are enacted or substantively enacted, at the reporting date.

Current tax relating to items recognised outside profit or loss is recognised outside profit or loss (either in other comprehensive income or in equity). Management periodically evaluates positions taken in the tax returns with respect to situations in which applicable tax regulations are subject to interpretation and establishes provisions where appropriate.

Deferred Tax

Deferred tax is provided using the liability method on temporary differences between the tax bases of assets and liabilities and their carrying amounts for financial reporting purposes at the reporting date.

Deferred tax assets are recognised for all deductible temporary differences, the carry forward of unused tax credits and any unused tax losses. Deferred tax assets are recognised to the extent that it is probable that taxable profit will be available against which the deductible temporary differences, and the carry forward of unused tax credits and unused tax losses can be utilised.

The carrying amount of deferred tax assets is reviewed at each reporting date and reduced to the extent that it is no longer probable that sufficient taxable profit will be available to allow all or part of the deferred tax asset to be utilised. Unrecognised deferred tax assets are re-assessed at each reporting date and are recognised to the extent that it has become probable that future taxable profits will allow the deferred tax asset to be recovered.

Deferred tax assets and liabilities are measured at the tax rates that are expected to apply in the year when the asset is realised or the liability is settled, based on tax rates (and tax laws) that have been enacted or substantively enacted at the reporting date.

Notes to Consolidated Financial Statements as at and for the year ended 31st March, 2022

Deferred tax relating to items recognised outside profit or loss is recognised outside profit or loss (either in other comprehensive income or in equity). Deferred tax items are recognised in correlation to the underlying transaction either in OCI or directly in equity.

g) Property, Plant and Equipment

Property, Plant and Equipment (PPE) is stated at cost, net of accumulated depreciation and accumulated impairment losses, if any. Such cost includes the cost of replacing part of the plant and equipment and borrowing costs for long-term construction projects if the recognition criteria are met. When significant parts of plant and equipment are required to be replaced at intervals, the Group depreciates them separately based on their specific useful lives.

Expenditure directly attributable to expansion projects are capitalised. Administrative, general overheads and other indirect expenditure (including borrowing costs) incurred during the project period which are not related to the project nor are incidental thereto, are charged to Statement of Profit and Loss.

Effective 1st April, 2018, depreciation on property, plant and equipment is provided under Straight Line method except for certain subsidiaries which are providing under written down value method at the rates determined based on useful lives of the respective assets and residual values which is in line with those indicated in Schedule II of The Companies Act, 2013.

The estimated useful life of the Property Plant and Equipment is given below:-

Asset Group	Useful life (in years)
Factory Building	30
Non-factory Building	60
Plant & Equipment	8-15
Electrical Installation	10
Furniture & Fixtures	10
Office Equipment and Vehicle	5-8
Computers	3

An item of property, plant and equipment and any significant part initially recognised is derecognised upon disposal or when no future economic benefits are expected from its use or disposal. Any gain or loss arising on de-recognition of the asset (calculated as the difference between the net disposal proceeds and the carrying amount of the asset) is included in the income statement when the asset is derecognised.

The residual values, useful lives and methods of depreciation of property, plant and equipment are reviewed at each financial year end and adjusted prospectively, if appropriate.

h) Intangible Assets

Intangible assets acquired separately are measured on initial recognition at cost. Following initial recognition, intangible assets are carried at cost less any accumulated amortisation and accumulated impairment loss, if any.

The Group has intangible assets with finite useful lives.

Intangible assets with finite lives are amortised over the useful economic life and assessed for impairment whenever there is an indication that the intangible asset may be impaired. The amortisation period and the amortisation method for an intangible asset with a finite useful life are reviewed at least at the end of each reporting period. Changes in the expected useful life or the expected pattern of consumption of future economic benefits embodied in the asset are considered to modify the amortisation period or method, as appropriate, and are treated as changes in accounting estimates. The amortisation expense on intangible assets with finite lives is recognised in the statement of profit and loss unless such expenditure forms part of carrying value of another asset.

Gains or losses arising from de-recognition of an intangible asset are measured as the difference between the net disposal proceeds and the carrying amount of the asset and are recognised in the statement of profit or loss when the asset is derecognised.

Intangible assets (Computer Software) are amortised on a Straight Line method over a period of 3 years.

Notes to Consolidated Financial Statements as at and for the year ended 31st March, 2022

i) Investment Property

Investment properties are measured initially at cost, including transaction costs. Subsequent to initial recognition, investment properties are stated at cost less accumulated depreciation and accumulated impairment loss, if any.

All other repair and maintenance costs are recognised in profit or loss as incurred.

Investment properties are derecognised either when they have been disposed of or when they are permanently withdrawn from use and no future economic benefit is expected from their disposal. The difference between the net disposal proceeds and the carrying amount of the asset is recognised in profit or loss in the period of de-recognition.

j) Borrowing Costs

Borrowing costs directly attributable to the acquisition, construction or production of an asset that necessarily takes a substantial period of time to get ready for its intended use or sale are capitalised as part of the cost of the asset. All other borrowing costs are expensed in the period in which they occur. Borrowing costs consist of interest and other costs that an entity incurs in connection with the borrowing of funds. Borrowing cost also includes exchange differences to the extent regarded as an adjustment to the borrowing costs.

k) Leases

The Group as lessor

Leases for which the group is a lessor are classified as finance or operating leases. Whenever the terms of the lease transfer substantially all the risks and rewards of ownership to the lessee, the contract is classified as finance lease. All other leases are classified as operating leases.

Rental income from operating leases is recognised on a straight-line basis over the term of the relevant lease. Initial direct costs incurred in negotiating and arranging an operating lease are added to the carrying amount of the leased asset and recognised on a straight-line basis over the lease term.

The Group as lessee

The group assesses whether a contract is or contains a lease, at inception of the contract. The group recognises a right-of-use asset and a corresponding lease liability with respect to all lease arrangements in which it is the lessee, except for short-term leases (defined as leases with a lease term of 12 months or less) and leases of low value assets. For these leases, the Group recognises the lease payments as an operating expense on a straight-line basis over the lease term, unless another systematic basis is more representative of the time pattern in which economic benefits from the leased assets are consumed. Contingent and variable rentals are recognized as expense in the periods in which they are incurred.

Lease Liability

The lease payments that are not paid at the commencement date are discounted using the interest rate implicit in the lease. If that rate cannot be readily determined, which is generally the case for leases in the group, the lessee's incremental borrowing rate is used, being the rate that the individual lessee would have to pay to borrow the funds necessary to obtain an asset of similar value to the right-of-use asset in a similar economic environment with similar terms, security and conditions.

Lease payments included in the measurement of the lease liability comprise:

- Fixed lease payments (including in-substance fixed payments) payable during the lease term and under reasonably certain extension options, less any lease incentives;
- Variable lease payments that depend on an index or rate, initially measured using the index or rate at the commencement date;
- The amount expected to be payable by the lessee under residual value guarantees;
- The exercise price of purchase options, if the lessee is reasonably certain to exercise the options; and
- Payments of penalties for terminating the lease, if the lease term reflects the exercise of an option to terminate the lease.

The lease liability is presented as a separate line in the Balance Sheet.

The lease liability is subsequently measured by increasing the carrying amount to reflect interest on the lease liability (using the effective interest method) and by reducing the carrying amount to reflect the lease payments made.

Notes to Consolidated Financial Statements as at and for the year ended 31st March, 2022

The group remeasures the lease liability (and makes a corresponding adjustment to the related right-of-use asset) whenever:

- The lease term has changed or there is a change in the assessment of exercise of a purchase option, in which case the lease liability is remeasured by discounting the revised lease payments using a revised discount rate.
- A lease contract is modified and the lease modification is not accounted for as a separate lease, in which case the lease liability is remeasured by discounting the revised lease payments using a revised discount rate.

Right of Use (ROU) Assets

The ROU assets comprise the initial measurement of the corresponding lease liability, lease payments made at or before the commencement day and any initial direct costs. They are subsequently measured at cost less accumulated depreciation and impairment losses.

Whenever the Group incurs an obligation for costs to dismantle and remove a leased asset, restore the site on which it is located or restore the underlying asset to the condition required by the terms and conditions of the lease, a provision is recognised and measured under Ind AS 37- Provisions, Contingent Liabilities and Contingent Assets. The costs are included in the related right-of-use asset.

ROU assets are depreciated over the shorter period of the lease term and useful life of the underlying asset. If the Group is reasonably certain to exercise a purchase option, the right-of-use asset is depreciated over the underlying asset's useful life. The depreciation starts at the commencement date of the lease.

The ROU assets are not presented as a separate line in the Balance Sheet but presented below similar owned assets as a separate line in the PPE note under "Notes forming part of the Financial Statement".

The group applies Ind AS 36- Impairment of Assets to determine whether a right-of-use asset is impaired and accounts for any identified impairment loss as per its accounting policy on 'property, plant and equipment'.

As a practical expedient, Ind AS 116 permits a lessee not to separate non-lease components when bifurcation of the payments is not available between the two components, and instead account for any lease and associated non-lease components as a single arrangement. The group has used this practical expedient.

Extension and termination options are included in many of the leases. In determining the lease term the management considers all facts and circumstances that create an economic incentive to exercise an extension option, or not exercise a termination option.

l) Inventories

Inventories are valued at the lower of cost and net realisable value.

Costs incurred in bringing each product to its present location and conditions are accounted for as follows:

- (i) Raw materials, Stores and Spares: These are valued at lower of cost and net realisable value. However, material and other items held for use in production of inventories are not written down below cost if the finished products in which they will be incorporated are expected to be sold at or above cost. Cost includes cost of purchase and other costs incurred in bringing the inventories to their present location and condition. Cost is determined on weighted average basis.
- (ii) Finished goods and work in progress: These are valued at lower of cost and net realisable value. Cost includes cost of direct materials and labour and a proportion of manufacturing overheads based on the normal operating capacity. Cost is determined on weighted average basis.
- (iii) Traded goods: These are valued at lower of cost and net realisable value. Cost includes cost of purchase and other costs incurred in bringing the inventories to their present location and condition. Cost is determined on weighted average basis.

Net realisable value is the estimated selling price in the ordinary course of business, less estimated costs of completion and the estimated costs necessary to make the sale.

m) Impairment of Non-Financial Assets

The Group assesses, at each reporting date, whether there is an indication that an asset may be impaired. If any indication exists, or when annual impairment testing for an asset is required, the Group estimates the asset's recoverable amount. An asset's recoverable amount is the higher of an asset's or cash-generating unit's (CGU) fair value less costs of disposal and its value in use. Recoverable amount is determined for an individual asset, unless the asset does not generate cash inflows that are largely independent of those from other assets or groups of assets. When the carrying amount of an asset

Notes to Consolidated Financial Statements as at and for the year ended 31st March, 2022

or CGU exceeds its recoverable amount, the asset is considered impaired and is written down to its recoverable amount. Non-financial assets that suffered impairment are reviewed for possible reversal of the impairment at the end of each reporting period.

n) Retirement and Other Employee Benefits

Retirement benefit in the form of Provident Fund is a defined contribution scheme and the group recognizes contribution payable to the provident fund scheme as expenditure when an employee renders the related service.

The Group has no obligations other than the contribution payable to the respective funds.

Gratuity liability, being a defined benefit obligation, is provided for on the basis of an actuarial valuation on projected unit credit method made at the end of each financial year.

Short term compensated absences are provided for based on estimates.

The Group treats accumulated leaves expected to be carried forward beyond twelve months as long term employee benefit for measurement purposes. Such long term compensated absences are provided for based on the actuarial valuation using the projected unit credit method at the end of each financial year. The Group does not have an unconditional right to defer the settlement for the period beyond 12 months and accordingly entire leave liability is shown as current liability.

Re-measurements, comprising of actuarial gains and losses, the effect of the asset ceiling, excluding amounts included in net interest on the net defined benefit liability and the return on plan assets (excluding amounts included in net interest on the net defined benefit liability), are recognised immediately in Other Comprehensive Income in the period in which they occur. Re-measurements are not reclassified to the statement of profit or loss in subsequent periods.

o) Foreign Currency Translation

The Group's consolidated financial statements are presented in INR, which is also the Holding company's functional currency. For each entity the Group determines the functional currency and items included in the financial statements of each entity are measured using that functional currency. The Group uses the direct method of consolidation and on disposal of a foreign operation the gain or loss that is reclassified to profit or loss reflects the amount that arises from using this method.

Transactions in foreign currencies are initially recorded in reporting currency by the Group at spot rates at the date the transaction first qualifies for recognition.

Monetary assets and liabilities denominated in foreign currencies are translated at the functional currency spot rates of exchange at the reporting date. Exchange differences arising on settlement or translation of monetary items are recognised in profit and loss.

Non-monetary items that are measured in terms of historical cost in a foreign currency are translated using the exchange rates at the dates of the initial transactions. Non-monetary items measured at fair value in a foreign currency are translated using the exchange rates at the date when the fair value is determined. The gain or loss arising on translation of non-monetary items measured at fair value is treated in line with the recognition of the gain or loss on the change in fair value of the item (i.e., translation differences on items whose fair value gain or loss is recognised in OCI or profit or loss are also recognised in OCI or profit and loss, respectively).

On consolidation of subsidiaries, the assets and liabilities of foreign operations are translated into INR at the rate of exchange prevailing at the reporting date and their statements of profit or loss are translated at exchange rates prevailing at the dates of the transactions. For practical reasons, the group uses an average rate to translate income and expense items, if the average rate approximates the exchange rates at the dates of the transactions. The exchange differences arising on translation for consolidation are recognised in OCI. On disposal of a foreign operation, the component of OCI relating to that particular foreign operation is recognised in profit or loss.

p) Financial Instruments

A financial instrument is any contract that gives rise to a financial asset of one entity and a financial liability or equity instrument of another entity.

Classification of financial assets-

Financial assets are classified as 'equity instrument' if it is a non-derivative and meets the definition of 'equity' for the issuer. All other non-derivative financial assets are 'debt instruments'.

Notes to Consolidated Financial Statements as at and for the year ended 31st March, 2022

Financial Assets

(i) Initial Recognition and Measurement

All financial assets are recognised initially at fair value plus, in the case of financial assets not recorded at fair value through profit or loss, transaction costs that are attributable to the acquisition of the financial asset. Purchase or sale of financial assets that require delivery of assets within a time frame established by regulation or convention in the market place (regular way trades) are recognised on the settlement date, i.e., the date that the asset is delivered to or by the Group which generally coincides with the trade date.

(ii) Subsequent Measurement

For purposes of subsequent measurement, financial assets are classified in following categories:

- (a) Debt Instruments at Amortised Cost
- (b) Equity instruments at fair value through Other Comprehensive Income
- (c) Equity instruments at fair value through profit or loss (FVTPL)

(a) Debt Instruments at Amortised Cost

A 'debt instrument' is measured at the amortised cost if both the following conditions are met:

- (i) The asset is held within a business model whose objective is to hold assets for collecting contractual cash flows, and
- (ii) Contractual terms of the asset give rise on specified dates to cash flows that are solely payments of principal and interest (SPPI) on the principal amount outstanding.

After initial measurement, such financial assets are subsequently measured at amortised cost using the effective interest rate (EIR) method. Amortised cost is calculated by taking into account any discount or premium on acquisition and fees or costs that are an integral part of the EIR. The EIR amortisation is included in finance income in the profit or loss. The losses arising from impairment are recognised in the profit or loss. This category generally applies to trade receivables, cash and bank balances, loans and other financial assets of the Group.

(b) Equity instruments at fair value through Other Comprehensive Income (FVTOCI)

Debt instruments are measured at FVTOCI if both of the following conditions are met-

- the asset is held within a business model whose objective is to hold assets in order to collect contractual cash flows and selling assets; and
- the contractual terms of the instrument give rise on specified dates to cash flows that are solely payments of principal and interest on the principal amount outstanding

For equity instruments, the Group may make an irrevocable election to present in other comprehensive income subsequent changes in the fair value. The Group makes such election on an instrument-by-instrument basis. The classification is made on initial recognition and is irrevocable.

If the Group decides to classify an equity instrument as at Fair Value through Other Comprehensive Income ("FVTOCI"), then all fair value changes on the instrument, excluding dividends, are recognized in the OCI. There is no recycling of the amounts from OCI to statement of profit and loss, even on sale of investment. However, the Group may transfer the cumulative gain or loss within equity.

(c) Equity instruments at fair value through profit or loss (FVTPL)

Equity instruments included within the FVTPL category are measured at fair value with all changes recognized in the statement of profit and loss.

(iii) De-recognition

A financial asset (or, where applicable, a part of a financial asset) is primarily derecognised (i.e. removed from the Group's balance sheet) when the rights to receive cash flows from the asset have expired.

(iv) Impairment of Financial Assets

In accordance with Ind AS 109, the Group applies expected credit loss (ECL) model for measurement and recognition of impairment loss on the Trade receivables or any contractual right to receive cash or another financial asset that result from transactions that are within the scope of Ind AS 11 and Ind AS 18.

Notes to Consolidated Financial Statements as at and for the year ended 31st March, 2022

The Group follows 'simplified approach' for recognition of impairment loss allowance on trade receivables.

The application of simplified approach does not require the Group to track changes in credit risk. Rather, it recognises impairment loss allowance based on lifetime ECLs at each reporting date, right from its initial recognition.

As a practical expedient, the Group uses historically observed default rates over the expected life of the trade receivables and is adjusted for forward-looking estimates to determine impairment loss allowance on portfolio of its trade receivables.

Financial liabilities

Financial liabilities and equity instruments issued by the Group

- (a) **Classification as debt or equity**- Debt and equity instruments are classified as either financial liabilities or as equity in accordance with the substance of the contractual arrangement.
- (b) **Equity instruments**- An equity instrument is any contract that evidences a residual interest in the assets of an entity after deducting all of its liabilities. Equity instruments issued by the Group are recognised at the proceeds received, net of direct issue costs.
- (c) **Compound instruments** -The component parts of compound instruments (convertible instruments) issued by the Group are classified separately as financial liabilities and equity in accordance with the substance of the contractual arrangement. At the date of issue, the fair value of the liability component is estimated using the prevailing market interest rate for a similar non-convertible instrument. This amount is recorded as a liability on an amortised cost basis using the effective interest method until extinguished upon conversion or at the instrument's maturity date. The equity component is determined by deducting the amount of the liability component from the fair value of the compound instrument as a whole. This is recognised and included in equity, net of income tax effects, and is not subsequently re-measured.

(i) Initial Recognition and Measurement

Financial liabilities are classified, at initial recognition, as financial liabilities at fair value through profit or loss, loans and borrowings or payables.

All financial liabilities are recognised initially at fair value and, in the case of loans and borrowings and payables, net of directly attributable transaction costs.

The Group's financial liabilities include trade and other payables, loans and borrowings including bank overdrafts.

(ii) Subsequent Measurement

The measurement of financial liabilities depends on their classification, as described below:

After initial recognition, interest-bearing loans and borrowings are subsequently measured at amortised cost using the EIR method. Gains and losses are recognised in profit or loss when the liabilities are derecognised as well as through the EIR amortisation process.

Amortised cost is calculated by taking into account any discount or premium on acquisition and fees or costs that are an integral part of the EIR. The EIR amortisation is included as finance costs in the statement of profit and loss.

(iii) De-recognition

A financial liability is derecognised when the obligation under the liability is discharged or cancelled or expires. When an existing financial liability is replaced by another from the same lender on substantially different terms, or the terms of an existing liability are substantially modified, such an exchange or modification is treated as the de-recognition of the original liability and the recognition of a new liability. The difference in the respective carrying amounts is recognised in the statement of profit or loss.

(iv) Offsetting of Financial Instruments

Financial assets and financial liabilities are offset and the net amount is reported in the balance sheet if there is a currently enforceable legal right to offset the recognised amounts and there is an intention to settle on a net basis, to realise the assets and settle the liabilities simultaneously.

(v) Derivative Financial Instruments- Initial Recognition and Subsequent Measurement

The Group uses derivative financial instruments, such as forward contracts, interest rate swaps, etc. to hedge its foreign currency risks and interest rate risks and are carried as financial assets when the fair value is positive and as financial liabilities when the fair value is negative. Any gains or losses arising from changes in the fair value of derivatives are taken directly to profit or loss.

Notes to Consolidated Financial Statements as at and for the year ended 31st March, 2022

q) Fair Value Measurement

The Group measures financial instruments, such as, quoted investments at fair value at each balance sheet date.

Fair value is the price that would be received to sell an asset or paid to transfer a liability in an orderly transaction between market participants at the measurement date.

All assets and liabilities for which fair value is measured or disclosed in the financial statements are categorised within the fair value hierarchy, described as follows, based on the lowest level input that is significant to the fair value measurement as a whole:

- (i) **Level 1** — Quoted (unadjusted) market prices in active markets for identical assets or liabilities
- (ii) **Level 2** — Valuation techniques for which the lowest level input that is significant to the fair value measurement is directly or indirectly observable.
- (iii) **Level 3** — Valuation techniques for which the lowest level input that is significant to the fair value measurement is unobservable.

For assets and liabilities that are recognised in the financial statements at fair value on recurring basis, the Group determines whenever transfers have occurred between levels in the hierarchy by reassessing categorization at the end of each reporting period and discloses the same.

r) Cash and Cash Equivalents

Cash and cash equivalent in the balance sheet comprise cash at banks and on hand and short-term deposits with an original maturity of three months or less, which are subject to an insignificant risk of changes in value.

s) Cash Dividend to Equity Holders

The Group recognises a liability to make cash distributions to equity holders of the Group when the distribution is authorised and the distribution is no longer at the discretion of the Group. As per the corporate laws in India, a distribution is authorised when it is approved by the shareholders. A corresponding amount is recognised directly in equity.

t) Earning per Share

An earning per share is calculated by dividing the net profit or loss before OCI for the year attributable to equity shareholders by the weighted average number of equity shares outstanding during the period. For the purpose of calculating diluted earnings per share, the net profit or loss before OCI for the period attributable to equity shareholders and the weighted average number of shares outstanding during the period are adjusted for the effects of all dilutive potential equity shares.

u) Segment Reporting

The Group's operating business segments are organized and managed separately according to the nature of products and services provided, with each segment representing a strategic business unit that offers different products and serves different markets. The analysis of geographical segments is based on the areas in which major operating divisions of the group operate.

v) Provisions

Provisions are recognised when the Group has a present obligation (legal or constructive) as a result of a past event, it is probable that an outflow of resources embodying economic benefits will be required to settle the obligation and a reliable estimate can be made of the amount of the obligation. When the Group expects some or all of a provision to be reimbursed, the reimbursement is recognised as a separate asset, but only when the reimbursement is virtually certain. The expense relating to a provision is presented in the statement of profit and loss net of any reimbursement.

w) Contingent Liabilities

A contingent liability is a possible obligation that arises from past events whose existence will be confirmed by the occurrence or non-occurrence of one or more uncertain future events beyond the control of the Group or a present obligation that is not recognized because it is not probable that an outflow of resources will be required to settle the obligation. The Group does not recognize a contingent liability but discloses its existence in the financial statements.

Notes to Consolidated Financial Statements as at and for the year ended 31st March, 2022

2.3 Measurement of fair value

- a. **Financial instruments** - The estimated fair value of the Group's financial instruments is based on market prices and valuation techniques. Valuations are made with the objective to include relevant factors that market participants would consider in setting a price, and to apply accepted economic and financial methodologies for the pricing of financial instruments. References for less active markets are carefully reviewed to establish relevant and comparable data.
- b. **Marketable and non-marketable equity securities** - Fair value for listed shares is based on quoted market prices as of the reporting date. Fair value for unlisted shares is calculated based on commonly accepted valuation techniques utilizing significant unobservable data, primarily cash flow based models. If fair value cannot be measured reliably unlisted shares are recognized at cost.
- c. **Derivatives** - Fair value of financial derivatives is estimated as the present value of future cash flows, calculated by reference to quoted price curves and exchange rates as of the balance sheet date. Options are valued using appropriate option pricing models and credit spreads are applied where deemed to be significant

2.4 Critical accounting judgment and key sources of estimation uncertainty

The application of accounting policies requires management to make estimates and judgments in determining certain revenues, expenses, assets, and liabilities. The following paragraphs explain areas that are considered more critical, involving a higher degree of judgment and complexity.

- a. **Impairment of non-current assets** - Ind AS 36 requires that the group assesses conditions that could cause an asset or a Cash Generating Unit (CGU) to become impaired and to test recoverability of potentially impaired assets. These conditions include internal and external factors such as the group's market capitalization, significant changes in the group's planned use of the assets or a significant adverse change in the expected prices, sales volumes or raw material cost. The identification of CGUs involves judgment, including assessment of where active markets exist, and the level of interdependency of cash inflows. CGU is usually the individual plant, unless the asset or asset group is an integral part of a value chain where no independent prices for the intermediate products exist, a group of plants is combined and managed to serve a common market, or where circumstances otherwise indicate significant interdependencies.

In accordance with Ind AS 36, goodwill and certain intangible assets are reviewed at least annually for impairment. If a loss in value is indicated, the recoverable amount is estimated as the higher of the CGU's fair value less cost to sell, or its value in use. Directly observable market prices rarely exist for the group's assets, however, fair value may be estimated based on recent transactions on comparable assets, internal models used by the group for transactions involving the same type of assets or other relevant information. Calculation of value in use is a discounted cash flow calculation based on continued use of the assets in its present condition, excluding potential exploitation of improvement or expansion potential.

Determination of the recoverable amount involves management estimates on highly uncertain matters, such as commodity prices and their impact on markets and prices for upgraded products, development in demand, inflation, operating expenses and tax and legal systems. The group uses internal business plans, quoted market prices and the group's best estimate of commodity prices, currency rates, discount rates and other relevant information. The group does not include a general growth factor to volumes or cash flows for the purpose of impairment tests, however, cash flows are generally increased by expected inflation and market recovery towards previously observed volumes.

- b. **Defined Benefit Plans**

The cost of the employment benefits such as gratuity and leave obligation are determined using actuarial valuations. An actuarial valuation involves making various assumptions that may differ from actual developments in the future. These include the determination of the discount rate, future salary increases and mortality rates. Due to the complexities involved in the valuation and its long-term nature, a defined benefit obligation is highly sensitive to changes in these assumptions. All assumptions are reviewed at each reporting date.

The parameter most subject to change is the discount rate. In determining the appropriate discount rate for plans operated in India, the management considers the interest rates of government bonds.

The mortality rate is based on publicly available mortality tables for the specific countries. Those mortality tables tend to change only at interval in response to demographic changes. Future salary increases and gratuity increases are based on expected future inflation rates.

Further details about gratuity obligations are given in Note No. 33

Notes to Consolidated Financial Statements as at and for the year ended 31st March, 2022

- c. Taxes** – The group calculates income tax expense based on reported income. Deferred income tax expense is calculated based on the differences between the carrying value of assets and liabilities for financial reporting purposes and their respective tax basis that are considered temporary in nature. Valuation of deferred tax assets is dependent on management's assessment of future recoverability of the deferred benefit. Expected recoverability may result from expected taxable income in the future, planned transactions or planned tax optimizing measures. Economic conditions may change and lead to a different conclusion regarding recoverability.
- d. Useful lives of depreciable/ amortisable assets (tangible and intangible)** - Management reviews its estimate of the useful lives of depreciable/ amortisable assets at each reporting date, based on the expected utility of the assets. Uncertainties in these estimates relate to technical and economic obsolescence that may change the utility of certain software, customer relationships, IT equipment and other plant and equipment
- e. Expected Credit Loss Model** - The group applies expected credit loss (ECL) model for measurement and recognition of impairment loss on the Financial Assets. The group follows 'simplified approach' for recognition of impairment loss allowance on trade receivables. As a practical expedient, the group uses historically observed default rates over the expected life of the trade receivables and is adjusted for forward-looking estimates to determine impairment loss allowance on portfolio of its trade receivables.
- f. Significant judgments when applying Ind AS 115** – Revenue is recognised upon transfer of control of promised products or services to customers in an amount that reflects the consideration which the Group expects to receive in exchange for those products or services. . The application of revenue recognition accounting standards is complex and involves a number of key judgements and estimates. Revenue is measured based on the transaction price, which is the consideration, adjusted for volume discounts, price concessions and incentives, if any, as specified in the contract with the customer/dealer. The Group makes estimates related to customer performance and sales volume to determine the total amounts earned and incentive to be recorded as deductions. The Group exercises judgment in determining whether the performance obligation is satisfied at a point in time or over a period of time. The Group considers indicators such as how customer consumes benefits as services are rendered or who controls the asset as it is being created or existence of enforceable right to payment for performance to date and alternate use of such product or service, transfer of control to the customer, acceptance of delivery by the customer, etc.

2.4 New Pronouncement issued but not yet effective up to the date of issuance of the Group's Financial Statement:

Ministry of Corporate Affairs ("MCA") notifies new standards or amendments to the existing standards under Companies (Indian Accounting Standards) Rules as issued from time to time. On 23rd March, 2022, MCA amended the Companies (Indian Accounting Standards) Amendment Rules, 2022, as below-

- **Ind AS 16** – Property Plant and equipment - The amendment clarifies that excess of net sale proceeds of items produced over the cost of testing, if any, shall not be recognised in the profit or loss but deducted from the directly attributable costs considered as part of cost of an item of property, plant, and equipment. The effective date for adoption of this amendment is annual periods beginning on or after 1st April, 2022.
- **Ind AS 37** – Provisions, Contingent Liabilities and Contingent Assets – The amendment specifies that the 'cost of fulfilling' a contract comprises the 'costs that relate directly to the contract'. Costs that relate directly to a contract can either be incremental costs of fulfilling that contract (examples would be direct labour, materials) or an allocation of other costs that relate directly to fulfilling contracts (an example would be the allocation of the depreciation charge for an item of property, plant and equipment used in fulfilling the contract). The effective date for adoption of this amendment is annual periods beginning on or after 1st April, 2022, although early adoption is permitted.
- **Ind AS 103** – Reference to Conceptual Framework The amendments specify that to qualify for recognition as part of applying the acquisition method, the identifiable assets acquired and liabilities assumed must meet the definitions of assets and liabilities in the Conceptual Framework for Financial Reporting under Indian Accounting Standards (Conceptual Framework) issued by the Institute of Chartered Accountants of India at the acquisition date. These changes do not significantly change the requirements of Ind AS 103.
- **Ind AS 109** – Annual Improvements to Ind AS (2021) The amendment clarifies which fees an entity includes when it applies the '10 percent' test of Ind AS 109 in assessing whether to derecognise a financial liability.
- **Ind AS 106** – Annual Improvements to Ind AS (2021) The amendments remove the illustration of the reimbursement of leasehold improvements by the lessor in order to resolve any potential confusion regarding the treatment of lease incentives that might arise because of how lease incentives were described in that illustration.

The Group has evaluated the above and concluded that there is no material impact on the financial statements of the Group.

Notes to Consolidated Financial Statements as at and for the year ended 31st March, 2022

3. Property, Plant and Equipment

(₹ in Lacs)

Cost or Deemed Cost	Land Freehold	Land Right Of Use	Factory Buildings	Non-Factory Buildings on Freehold Land	Non-Factory Buildings on Leasehold Land	Storage Yard on Leasehold Land	Plant & Machinery	Electrical Installations	Furniture & Fixtures	Office Equipments	Computers	Vehicles	Total
At 1st April, 2020	7,115.21	3,440.69	15,875.04	11,131.49	1,127.14	2,373.66	55,117.17	3,796.74	2,460.93	1,602.03	963.49	3,359.45	1,08,363.04
Additions	991.57	45.67	1,027.68	181.55	31.42	67.16	2,254.02	77.42	124.44	43.46	65.88	107.09	5,017.36
Foreign Currency Translation Adjustment	-	-	(19.52)	-	-	-	(117.36)	(6.32)	(0.71)	(0.49)	(0.24)	(0.44)	(145.07)
Disposals / deductions / adjustment	31.74	-	-	-	-	-	483.77	1.32	8.32	8.37	27.10	9.40	570.02
At 31st March, 2021	8,075.04	3,486.36	16,883.20	11,313.04	1,158.56	2,440.82	56,770.06	3,866.52	2,576.34	1,636.63	1,002.03	3,456.70	1,12,665.31
Additions	723.94	-	1,588.68	706.30	-	-	5,290.35	434.37	158.52	90.03	149.19	472.20	9,613.58
Foreign Currency Translation Adjustment	(20.74)	-	6.53	-	-	-	(391.28)	(70.12)	0.24	0.54	0.28	(2.32)	(476.87)
Disposals / deductions / adjustment	-	-	-	-	-	-	760.05	82.71	3.88	20.28	54.41	232.65	1,153.98
At 31st March, 2022	8,778.24	3,486.36	18,478.41	12,019.34	1,158.56	2,440.82	60,909.08	4,148.06	2,731.23	1,706.92	1,097.09	3,693.93	1,20,648.04
Accumulated Depreciation													
As at 1st April, 2020	-	604.41	2,974.35	1,467.91	496.20	2,178.50	18,387.95	1,297.94	553.51	688.48	473.10	1,599.70	30,722.05
Charge for the Year	-	605.88	606.08	423.59	213.67	8.30	3,751.29	307.32	222.92	245.18	159.43	297.69	6,841.35
Foreign Currency Translation Adjustment	-	-	(3.80)	-	-	-	(45.35)	(2.41)	(0.40)	(0.26)	(0.15)	(0.27)	(52.64)
Disposals / deductions	-	-	-	-	-	-	177.25	0.97	5.36	7.01	24.75	7.67	223.01
As at 31st March, 2021	-	1,210.29	3,576.63	1,891.50	709.87	2,186.80	21,916.64	1,601.88	770.67	926.39	607.63	1,889.45	37,287.75
charge for the Year	-	607.51	663.78	393.41	216.06	24.42	4,200.68	314.75	235.78	245.45	155.35	351.93	7,409.12
Foreign Currency Translation Adjustment	-	-	3.92	-	-	-	59.96	3.23	0.45	0.36	0.21	(1.02)	67.12
Disposals / deductions	-	-	-	-	-	-	641.86	43.96	3.22	16.37	48.35	202.29	956.05
As at 31st March, 2022	-	1,817.80	4,244.34	2,284.91	925.93	2,211.22	25,535.41	1,875.90	1,003.68	1,155.83	714.85	2,038.07	43,807.94
Carrying Values													
As at 31st March, 2020	7,115.21	2,836.28	12,900.69	9,663.58	630.94	195.16	36,729.22	2,498.80	1,907.42	913.55	490.39	1,759.75	77,640.99
As at 31st March, 2021	8,075.04	2,276.07	13,306.57	9,421.54	448.69	254.02	34,853.42	2,264.64	1,805.67	710.24	394.40	1,567.25	75,377.56
As at 31st March, 2022	8,778.24	1,668.56	14,234.08	9,734.43	232.63	229.60	35,373.68	2,272.16	1,727.55	551.09	382.24	1,655.86	76,840.10

BOARD'S REPORTS

MANAGEMENT DISCUSSION AND ANALYSIS

CORPORATE GOVERNANCE

FINANCIAL STATEMENTS CONSOLIDATED

Notes to Consolidated Financial Statements as at and for the year ended 31st March, 2022

3. Property, Plant and Equipment (contd.)

Capital Work in Progress

	(₹ in Lacs)
Cost or Deemed Cost	Total
At 1st April, 2020	1,600.27
Additions	1,620.27
Disposals / deductions / adjustment	371.42
At 31st March, 2021	2,849.12
Additions	17,117.99
Disposals / deductions / adjustment	2,307.30
At 31st March, 2022	17,659.81

Ageing of Capital Work in Progress (CWIP)

As at 31st March, 2022

CWIP	Amount in CWIP for a period of				Total
	Less than 1 year	1-2 years	2-3 Years	More than 3 years	
Projects in progress *	17,500.24	33.40	102.40	-	17,636.04
Projects temporarily suspended	-	-	-	23.77	23.77

* Includes ₹15,387.76 lacs incurred during the current year on expansion project of Holding Company against which approved budget ₹28,675.00 lacs due for completion by September 2022.

As at 31st March, 2021

CWIP	Amount in CWIP for a period of				Total
	Less than 1 year	1-2 years	2-3 Years	More than 3 years	
Projects in progress	1,680.19	1,142.73	2.43	-	2,825.35
Projects temporarily suspended	-	-	-	23.77	23.77

Notes :

- There are no projects as on the reporting period which have exceeded cost as compared to its original plan or where completion is overdue.
- During the Current period ending 31st March, 2022, the company is not having any Intangible assets under development. Nil in Previous period ending 31st March, 2021.

4. Intangible Assets

	(₹ in Lacs)		
	Computer Software	Goodwill	Total
COST			
At 1st April, 2020	403.05	128.49	531.54
Addition	12.38	-	12.38
Written Off/Disposed	0.20	-	0.20
As at 31st March, 2021	415.23	128.49	543.72
Acquisition of subsidiary			
Addition	11.99	-	11.99
Written Off/Disposed	1.07	-	1.07
As at 31st March, 2022	426.15	128.49	554.64
Amortisation			
As at 1st April, 2020	315.29	-	315.29
Charge for the Year	23.73	-	23.73

Notes to Consolidated Financial Statements as at and for the year ended 31st March, 2022

4. Intangible Assets (contd.)

	(₹ in Lacs)		
	Computer Software	Goodwill	Total
Written Off/Disposed	0.09	-	0.09
As at 31st March, 2021	338.93	-	338.93
charge for the Year	19.05	-	19.05
Written Off/Disposed	0.94	-	0.94
As at 31st March, 2022	357.04	-	357.03
Net Block			
As at 31st March, 2020	87.76	128.49	216.25
As at 31st March, 2021	76.30	128.49	204.79
As at 31st March, 2022	69.11	128.49	197.61

Notes :

- Contractual commitments for acquisition of Property, Plant & Equipments is disclosed in Refer Note no 34(i)
- For assets pledged against borrowings Refer Note no.16 & 19
- Company has not revalued its Property, Plant & Equipment during the period ending 31st March, 2022 and also during the previous period ending 31st March, 2021.
- The Company does not have any Immovable Property whose title deeds are not held in the name of the company during the period ending 31st March, 2022 and also as on 31st March, 2021.
- Company has not revalued its Intangible assets during the period ending 31st March, 2022 and also during the previous period ending 31st March, 2021.
- Capital work in progress during the year mainly comprises plant & machinery and building, related to expansion project (p.y normal capex expenditure related to plant & machinery).

5. Investment Property (Land)

	(₹ in Lacs)
Particulars	Amount
Opening balance at 1st April, 2020	610.16
Addition	-
Closing balance at 31st March, 2021	610.16
Addition	-
Closing balance at 31st March, 2022	610.16

These valuations are based on valuations performed by registered valuer, an accredited independent valuer holding recognised and relevant professional qualification and has recent experience in the location and category of the investment property being valued.

Reconciliation of fair value:

	(₹ in Lacs)
Particulars	Amount
Opening balance at 1st April, 2020	840.00
Fair value difference	24.00
Closing balance at 31st March, 2021	864.00
Fair value difference	48.00
Closing balance at 31st March, 2022	912.00

Notes to Consolidated Financial Statements as at and for the year ended 31st March, 2022

6. Investments

(₹ in Lacs)

	Face Value per share	No of Shares / Units as at 31st March, 2022	No of Shares / Units as at 31st March, 2021	As at 31st March, 2022	As at 31st March, 2021
Non-Current Investments					
Unquoted Equity Instruments					
(i) Investments In Others (at FVTPL)					
OPG Power Generation Pvt. Ltd.	10	64300	18400	7.39	2.12
Watsun Infrabuild Pvt.Ltd.	10	215000	215000	21.50	21.50
Association of Indian Panelboard Manufacturer	10	500	500	0.50	0.50
Indian Laminate Manufacturer's Association	1000	125	125	1.25	1.25
Sub Total				30.64	25.37
Current Investments					
Mutual Funds (at FVTPL)				-	11,054.30
				-	11,054.30
Aggregate amount of unquoted investment				30.64	11,079.67

7. Loans (At Amortised Cost)

(₹ in Lacs)

	Non Current		Current	
	31st March, 2022	31st March, 2021	31st March, 2022	31st March, 2021
Loans:				
- To a Body corporate	-	-	330.00	457.63
Total	-	-	330.00	457.63

DISCLOSURES PURSUANT TO SECURITIES AND EXCHANGE BOARD OF INDIA (LISTING OBLIGATIONS AND DISCLOSURE REQUIREMENTS) REGULATIONS, 2015 AND SECTION 186 OF THE COMPANIES ACT, 2013

(₹ in Lacs)

Name of the Company	Nature of Transactions	Balance as on		Maximum Amount Outstanding at any time during the Year	
		31st March, 2022	31st March, 2021	31st March, 2022	31st March, 2021
Good View Agencies Pvt. Ltd.	Loans	80.00	80.00	80.00	80.00
Auro Sundram International Pvt. Ltd.	Loans	250.00	250.00	250.00	500.00
Channel Financing to Dealers & Distributors	Guarantee	960.21	831.86	960.21	831.86

Notes to Consolidated Financial Statements as at and for the year ended 31st March, 2022

8. Other Financial Assets (At Amortised Cost)

(₹ in Lacs)

	Non Current		Current	
	31st March, 2022	31st March, 2021	31st March, 2022	31st March, 2021
Unsecured Considered Good				
Advances recoverable	-	-	1,258.28	1,755.67
Interest accrued on Loans, Deposits etc	-	-	695.14	13.82
Insurance Claim Receivable	-	-	29.44	247.90
Central/State Government Subsidies Receivable	-	-	829.63	-
Security Deposits	1,446.55	1,557.53	564.55	413.19
Other Receivables	-	-	571.54	659.92
Total	1,446.55	1,557.53	3,948.58	3,090.50

9. Income Tax and Deferred Tax

(₹ in Lacs)

	31st March, 2022	31st March, 2021
(i) Current income tax recognised in Statement of Profit & Loss		
Current tax	12,140.45	6,516.64
Provision for tax for earlier year's written back	154.71	(64.27)
Mat credit written off during the year due adoption of new tax regime	3,057.65	-
Deferred Tax	151.84	383.60
Tax expense reported in the Statement of Profit or Loss	15,504.65	6,835.97
OCI section		
Current Tax recognised for Other Comprehensive Income (OCI)		
Tax on net loss(gain) on remeasurement of defined benefit plan	159.52	20.12
	159.52	20.12
(ii) Deferred Tax Assets/(Liability)		
Impact of expenditure charged to the Statement of Profit and Loss in the current year but allowed for tax purposes on payment basis	818.90	861.79
Plant Property and Equipment: Impact of difference between tax depreciation and depreciation/ amortisation charged for the financial reporting	(2,765.96)	(2,844.78)
Provision for doubtful debts and advances	267.18	313.02
	(1,679.88)	(1,669.97)
Minimum Alternate Tax Credit Entitlement *	-	5,881.22
Deferred Tax Assets/(Liability)	(1,679.88)	4,211.26
(iii) Deferred Tax Liability/(Asset)		
Impact of expenditure charged to the Statement of Profit and Loss in the current year but allowed for tax purposes on payment basis	18.41	-
Plant Property and Equipment: Impact of difference between tax depreciation and depreciation/ amortisation charged for the financial reporting	(24.37)	11.64
Deferred Tax Liability/(Asset)	(5.96)	11.64

Notes to Consolidated Financial Statements as at and for the year ended 31st March, 2022

9. Income Tax and Deferred Tax (contd.)

(iv) Movement in deferred tax assets and liabilities:

(₹ in Lacs)

Particulars	As at 1st April, 2020	MAT credit Utilised (Refer Note (vii))	Recognised in Statement of Profit & Loss	Recognised in OCI	As at 31st March, 2021	MAT credit Utilised (Refer Note (vii))	Recognised/ (Reversed) in Statement of Profit & Loss	Recognised in OCI	As at 31st March, 2022
Deferred Tax Assets									
Impact of expenditure charged to the Statement of Profit and Loss in the current year but allowed for tax purposes on payment basis	816.79	-	24.88	20.12	861.79	-	(202.41)	159.52	818.90
Property, Plant & Equipment: Impact of difference between tax depreciation and depreciation/ amortisation charged for the financial reporting	(2,400.42)	-	(444.36)	-	(2,844.78)	-	78.82	-	(2,765.96)
Provision for doubtful debts and advances	313.02	-	-	-	313.02	-	(45.84)	-	267.18
Minimum Alternate Tax Credit Entitlement Recognised/ (Reversed)/(Utilised)	7,052.82	(1,171.60)	-	-	5,881.22	(2,823.57)	(3,057.66)	-	-
Total Deferred Tax (Liability)/Asset	5,782.21	(1,171.60)	(419.48)	20.12	4,211.26	(2,823.57)	(3,227.09)	159.52	(1,679.88)
Deferred Tax Liability									
Impact of expenditure charged to the Statement of Profit and Loss in the current year but allowed for tax purposes on payment basis	-	-	-	-	-	-	(18.41)	-	(18.41)
Fixed assets: Impact of difference between tax depreciation and depreciation/ amortisation charged for the financial reporting	(47.52)	-	35.88	-	(11.64)	-	36.01	-	24.37
Total Deferred Tax (Liability)/Asset	(47.52)	-	35.88	-	(11.64)	-	17.60	-	5.96

(v) The Company has adopted tax regime announced under Section 115BAA of the Income Tax Act, 1961. Accordingly the provision for current tax and deferred tax for the current year has been determined at the rate of 25.17%. The deferred tax assets and deferred tax liability as on 1st April, 2021 has been restated at rate of 25.17% and the unutilised Minimum Alternate Tax credit as on 31st March, 2021 has been written off. As a result the tax expenses for the year ended 31st March, 2022, is higher by ₹630.33 lacs.

(vi) The Group has reviewed its income tax treatments in order to determine whether they could have an impact on the financial statements and concluded that it has no material impact on the Company's financial statements. As a practice, where the interpretation of income tax law is not clear, management relies on the some or all of the following factors to determine the probability of its acceptance by the tax authority: • Strength of technical and judicial argument and clarity of the legislation; • Past experience related to similar tax treatments in its own case; • Legal and professional advice or case law related to other entities. After analysing above factors for each of such uncertain tax treatments, where the Company expects that the probability to sustain its position on ultimate resolution of such uncertain tax treatment is remote, the Company ensures that such uncertain tax positions are adequately provided for in the Company's financial Statements.

Notes to Consolidated Financial Statements as at and for the year ended 31st March, 2022

9. Income Tax and Deferred Tax (contd.)

(vii) The Company has utilised MAT credit of ₹1,171.59 lacs in the tax return filed for FY. 2019-20 during the year ended 31st March, 2021 and ₹2,823.57 lacs MAT credit utilised in the income tax return filed for FY 2020-21 during the year ended 31st March, 2022 and adjusted with tax liability of respective years.

10. Other Non Current Assets

(₹ in Lacs)

	Non Current		Current	
	31st March, 2022	31st March, 2021	31st March, 2022	31st March, 2021
Anti Dumping Duty Receivable	-	-	-	176.66
Capital Advances Against Plant Property and Equipment	4,591.72	2,068.17	-	15.78
Advance to Vendors	0.71	-	949.72	1,256.74
Deposits against Demand under Disputes	-	-	62.93	76.30
Balance with Statutory/Government Authorities	0.60	-	1,004.06	667.32
Prepaid Expenses	128.45	24.02	550.53	632.17
Total	4,721.48	2,092.19	2,567.24	2,824.97

11. Inventories

(₹ in Lacs)

	NOTES	31st March, 2022	31st March, 2021
(At Lower of Cost or Net Realisable Value)			
Raw Materials	27	22,080.86	17,345.38
Work-in-Progress	28	5,393.98	3,226.48
Stock in Trade	28	4,730.98	3,332.28
Finished Goods	28	16,176.52	9,314.47
Stores & Spares Parts		4,256.93	3,698.26
Total		52,639.27	36,916.87

Note:-

The above includes Stock-in-Transit

Raw Materials		1,822.23	908.45
Stock in Trade		128.93	106.46

Inventories are pledged against the cash credit limit obtained by the Group

12. Trade Receivables

(₹ in Lacs)

	Current	
	31st March, 2022	31st March, 2021
Trade Receivables		
- Trade Receivables considered good - Secured	12,518.98	10,765.71
- Trade Receivables considered good - Unsecured	22,724.88	19,502.22
- Trade Receivables which have significant increase in credit risk	960.44	794.61
- Trade Receivables - credit impaired	101.16	101.16
	36,305.46	31,163.70
Less: Loss Allowance on Trade Receivables considered good - Unsecured	854.05	666.73
Less: Loss Allowance on Trade Receivables which have significant increase in credit risk	207.55	229.03
	1,061.60	895.76
Net Total Debtors	35,243.86	30,267.94

Notes to Consolidated Financial Statements as at and for the year ended 31st March, 2022

12. Trade Receivables (contd.)

(₹ in Lacs)

	Current	
	31st March, 2022	31st March, 2021
- Receivables from related parties (Refer Note 39)	-	-
- Others	35,243.86	30,267.94
Total Trade Receivables	35,243.86	30,267.94
Trade receivables are pledged against the cash credit limit obtained by the Group.		
Trade receivables are non-interest bearing and are generally on terms of 0-45 days.		
No debts are due from Directors or other officers of the Company.		

The ageing of trade receivable as on 31st March, 2022 and 31st March, 2021 are as follows:

(₹ in Lacs)

	Outstanding from due date of payment as on 31st March, 2022						Total
	Not Due	Upto 6 months	6 months - 1 year	1-2 years	2-3 years	More than 3 years	
Undisputed							
Considered good	31,807.62	3,263.22	192.23	99.07	48.81	40.46	35,451.41
Which have significant increase in credit risk	-	-	-	-	-	-	-
Credit impaired	-	-	-	-	-	-	-
Disputed							
Considered good	-	-	-	-	-	-	-
Which have significant increase in credit risk	-	68.12	17.16	96.07	92.21	580.49	854.05
Credit impaired	-	-	-	-	-	-	-
Total Gross Receivables	31,807.62	3,331.34	209.39	195.14	141.02	620.95	36,305.46
Less: Loss allowance							1,061.60
Total							35,243.86

(₹ in Lacs)

	Outstanding from due date of payment as on 31st March, 2021						Total
	Not Due	Upto 6 months	6 months - 1 year	1-2 years	2-3 years	More than 3 years	
Undisputed							
Considered good	26,567.02	3,020.07	312.02	337.16	75.76	184.95	30,496.98
Which have significant increase in credit risk	-	-	-	-	-	-	-
Credit impaired	-	-	-	-	-	-	-
Disputed							
Considered good	-	-	-	-	-	-	-
Which have significant increase in credit risk	-	1.80	-	65.38	76.95	522.60	666.73
Credit impaired	-	-	-	-	-	-	-
Total Gross Receivables	26,567.02	3,021.87	312.02	402.54	152.71	707.55	31,163.71
Less: Loss allowance							895.77
Total							30,267.94

Notes to Consolidated Financial Statements as at and for the year ended 31st March, 2022

13. Cash and Bank Balances

(₹ in Lacs)

	31st March, 2022	31st March, 2021
(i) Cash and Cash Equivalents		
Cash on hand	103.00	436.40
Balances with Banks		
On Current accounts	1,484.70	2,111.40
Deposits with Original Maturity of less than three months	100.00	-
Cheques/Drafts on hand	14.28	34.05
	1,701.98	2,581.85
Note: There is no repatriation restrictions with regard to cash and cash equivalent as at the end of the reporting period and prior periods		
(ii) Bank Balances other than Cash and cash equivalents		
Fixed Deposits with Original Maturity of more than 3 months but less than 12 months	24,000.19	6,330.00
Margin Money Deposits with Original Maturity of more than 3 months but less than 12 months	380.23	145.88
Unpaid Dividend Account	20.28	26.09
Total	24,400.70	6,501.97

14. Equity Share Capital

(₹ in Lacs)

	31st March, 2022	31st March, 2021
Authorised		
65,05,00,000 (65,05,00,000 as at 31st March, 2021) Equity Shares of ₹1/- each	6,505.00	6,505.00
15,00,000 (15,00,000 as at 31st March, 2021) Preference Shares of ₹10/- each	150.00	150.00
50,000 (50,000 as at 31st March, 2021) Preference Shares of ₹100/- each	50.00	50.00
Total	6,705.00	6,705.00
Issued		
22,35,52,990 (22,35,52,990 as at 31st March, 2021) Equity Shares of ₹1/- each	2,235.53	2,235.53
Total	2,235.53	2,235.53
Subscribed and Paid up		
22,21,72,990 (22,21,72,990 as at 31st March, 2021) Equity Shares of ₹1/- each	2,221.73	2,221.73
Add: Amount received on forfeited shares(FY 2001-02)	3.54	3.54
Total	2,225.27	2,225.27

a) There is no change in number of shares in current year and last year.

b) **Reconciliation of the shares outstanding at the beginning and at the end of the reporting period**

Equity Shares	31st March, 2022		31st March, 2021	
	No. of Shares	₹ in Lacs	No. of Shares	₹ in Lacs
At the Beginning of the year	22,21,72,990	2,221.73	22,21,72,990	2,221.73
Issued during the year	-	-	-	-
Outstanding at the end of the year	22,21,72,990	2,221.73	22,21,72,990	2,221.73

Notes to Consolidated Financial Statements as at and for the year ended 31st March, 2022

14. Equity Share Capital (contd.)

c) Details of shares held by promoters/promoter group:

Promoter name	31st March, 2022			31st March, 2021	
	No. of shares	% of total shares	% Change during the year	No. of shares	% of total shares
Promoter's Name					
Mr. Sajjan Bhajanka	2,41,64,037	10.88	(0.92)	2,62,14,037	11.80
Mr. Sanjay Agarwal	2,48,80,460	11.20	0.00	2,48,80,460	11.20
Mr. Vishnu Khemani	1,87,86,900	8.46	2.70	1,27,86,900	5.76
Mr. Prem Kumar Bhajanka	46,72,561	2.10	0.00	46,72,561	2.10
Mr. Rajesh Kumar Agarwal	40,53,882	1.82	0.00	40,53,882	1.82
Promoter's Group					
Ms. Divya Agarwal	1,67,49,750	7.54	0.00	1,67,49,750	7.54
Ms. Santosh Bhajanka	1,54,49,500	6.95	0.00	1,54,49,500	6.95
Ms. Sudha Khemani	-	0.00	(2.70)	60,00,000	2.70
Ms. Yash Bala Bhajanka	31,49,132	1.42	0.00	31,49,132	1.42
Ms. Bhawna Agarwal	31,44,816	1.42	0.00	31,44,816	1.42
Ms. Sumitra Devi Agarwal	17,16,150	0.77	0.00	17,16,150	0.77
Hari Prasad Agarwala and Others (HUF)	16,08,890	0.72	0.00	16,08,890	0.72
Ms. Sonu Kajaria	6,63,500	0.30	0.00	6,63,500	0.30
Ms. Shraddha Agarwal	6,00,000	0.27	0.00	6,09,000	0.27
Ms. Payal Agrawal	6,00,000	0.27	0.00	6,00,000	0.27
Mr. Keshav Bhajanka	25,00,000	1.13	0.90	5,00,000	0.23
Ms. Nancy Choudhary	95,000	0.04	0.00	95,000	0.04
Ms. Nikita Bansal	69,200	0.03	0.00	69,200	0.03
Ms. Sanjana Bhajanka	50,000	0.02	0.02	-	0.00
Sri Ram Vanijya Pvt Ltd	85,02,180	3.83	0.00	85,02,180	3.83
Brijdham Merchants Pvt Ltd	77,43,990	3.49	0.00	77,43,990	3.49
Sumangal International Pvt Ltd	76,66,800	3.45	0.00	76,66,800	3.45
Sumangal Business Pvt Ltd	68,31,240	3.07	0.00	68,31,240	3.07
Sri Ram Merchants Pvt Ltd	67,39,870	3.03	0.00	67,39,870	3.03
Auroville Investments Pvt Ltd	18,45,000	0.83	0.00	18,45,000	0.83
Total	16,22,82,858	73.04		16,22,91,858	73.05

d) Details of Shareholders holding more than 5% shares in the company

	31st March, 2022		31st March, 2021	
	No. of Shares	% holding	No. of Shares	% holding
Mr. Sajjan Bhajanka	2,41,64,037	10.88%	2,62,14,037	11.80%
Mr. Sanjay Agarwal	2,48,80,460	11.20%	2,48,80,460	11.20%
Mr. Vishnu Khemani	1,87,86,900	8.46%	1,27,86,900	5.76%
Ms. Divya Agarwal	1,67,49,750	7.54%	1,67,49,750	7.54%
Ms. Santosh Bhajanka	1,54,49,500	6.95%	1,54,49,500	6.95%

As per records of the Company, including its register of members as at 31st March, 2022, the above shareholding represents legal ownerships of shares.

Notes to Consolidated Financial Statements as at and for the year ended 31st March, 2022

14. Equity Share Capital (contd.)

e) Terms/Rights attached to the Equity Shares

The company has only one class of equity shares having par value of ₹1/- per share. Each holder of equity shares is entitled to one vote per share.

The company declares and pays dividends in Indian rupees. The dividend proposed by the Board of Directors is subject to the approval of shareholders in the Annual General Meeting, except in case of interim dividend. In the event of liquidation of the company, the holders of equity shares will be entitled to receive remaining assets of the company, after distribution of all preferential amounts in proportion to their shareholdings.

- f) The Company does not have any Holding/ Ultimate Holding Company. As such, no shares are held by them or their Subsidiaries/ Associates.
- g) There are NIL (Previous year NIL) shares reserved for issue under option and contracts/commitment for the sale of shares/ disinvestment.
- h) During the period of five years immediately preceding the reporting date:
- No shares were issued for consideration other than cash
 - No bonus shares were issued
 - No shares were bought back
- i) There are NIL (Previous year NIL) securities convertible into Equity/ Preference Shares.
- j) There are NIL (Previous year NIL) calls unpaid including calls unpaid by Directors and Officers as on the balance sheet date.
- k) No shares were forfeited during the year or during the previous year. 1,38,000 equity shares of ₹10/- each (post split 13,80,000 equity shares of ₹1/- each) on which ₹3.54 lacs had been paid up, were forfeited in the year 2001-2002.

15. Other Equity

(₹ in Lacs)

	31st March, 2022	31st March, 2021
Capital Reserve	262.41	262.41
Amalgamation Reserve	317.40	317.40
Securities Premium	1,892.77	1,892.77
Foreign Currency Translation Reserve		
Balance as per the last Financial Statements	894.55	2,334.33
FCTR re-instatement	-	(880.92)
Add: Exchnage difference in respect of Non integral foreign operations	211.66	(558.86)
Foreign Currency Translation Reserve	1,106.21	894.55
General Reserve	990.19	990.19
Capital Redemption Reserve	50.00	50.00
Total	4,618.98	4,407.32
Retained Earnings		
Balance at the beginning of the year	1,20,107.64	1,00,988.64
Other Comprehensive Income arising from remeasurement of defined benefit obligation (net of tax)	(291.71)	(27.74)
Add: Profit for the year	31,305.54	19,146.74
Less: Appropriations		
Final Equity Dividend ₹1.00 (NIL) per share FY 20-21	2,221.73	-
Loss on acquisition of additional shares in Century Infotech Ltd.	59.95	-
Total Appropriations	2,281.68	-
Balance at the end of the year	1,48,839.79	1,20,107.64
Total	1,53,458.77	1,24,514.96

Notes to Consolidated Financial Statements as at and for the year ended 31st March, 2022

15. Other Equity (contd.)

Amalgamation Reserve:- This reserve was created on amalgamation of Shyam Century Ferrous Limited with the holding company during the financial year 2005-2006.

Securities Premium:- This Securities Premium had been created on issue of shares by way of public issue and right issue.

Foreign Currency Translation Reserve:- Exchange differences relating to the translation of the results and net assets of the Group's foreign operations from their functional currencies to the Group's presentation currency (i.e. ₹) are recognized directly in the other comprehensive income and accumulated in foreign currency translation reserve.

General Reserve:- General reserve is created from time to time by way of transfer profits from retained earnings for appropriation purpose. General reserve is created by a transfer from one component to equity to another and is not an item of other comprehensive income.

Capital Redemption Reserve:- This reserve was created for redemption of preference shares by group in FY 2012-2013.

Retained Earnings: Amount of retained earnings represents accumulated profit and losses of the group as on reporting date. Such profits and losses are after adjustment of payment of dividend, transfer to any reserves as statutorily required and adjustment for remeasurement gain loss on defined benefit plan.

16. Borrowings (At Amortised Cost)

(₹ in Lacs)

	Non Current Portion		Current Maturities	
	31st March, 2022	31st March, 2021	31st March, 2022	31st March, 2021
Term Loans (Secured)				
Indian Rupee Loan from Banks	168.74	253.09	-	84.36
Foreign Currency Loan from Banks	-	2,372.85	2,447.42	2,648.47
Other Loans and Advances (Secured)				
Auto, Car/Vehicle Loan				
- From banks	29.47	-	11.27	149.69
- From Bodies Corporate	1.65	6.33	4.69	4.31
	199.86	2,632.27	2,463.38	2,886.83
Amount disclosed under the head " Short Term Borrowings" (Refer Note No.19)	-	-	(2463.38)	(2886.83)
Total	199.86	2,632.27	-	-

Notes:-

- Foreign currency term loan of ₹1,594.56 Lacs (31st March, 2021 : ₹3,091.93) carries interest @6 months LIBOR + 1.30% p.a (31st March, 2021 @6 months LIBOR + 1.30% p.a.). The loan is repayable in 16 unequal quarterly installments by 31st March, 2023 and is secured/to be secured by 1st charge on all the fixed assets pertaining to the Plywood Unit at Bishnupur, West Bengal on pari passu basis with other term lenders.
- Foreign currency term loan of ₹852.86 Lacs (31st March, 2021 : ₹1,929.38 lacs) carries interest @ 6 Months LIBOR + 1.25% p.a. (31st March, 2021 @ 6 Months LIBOR + 1.25% p.a.). The Loan is repayable in 16 equal quarterly instalments commencing from January 2019 & ending by October 2022 and is secured/to be secured by 1st charge on all the Fixed Assets of the Plywood Unit at Bishnupur West Bengal on pari passu basis with other term lenders.
- Auto, Car/Vehicle loans are secured by hypothecation of the assets purchased there against and carrying interest between 7.25% p.a to 9.05% p.a (8.41% to 9.90%p.a)

17. Lease Liabilities

(₹ in Lacs)

	Non Current Portion		Current Maturities	
	31st March, 2022	31st March, 2021	31st March, 2022	31st March, 2021
Lease Liabilities (Refer Note No. 35)	1,334.81	1,458.34	487.51	861.78
Total	1,334.81	1,458.34	487.51	861.78

Notes to Consolidated Financial Statements as at and for the year ended 31st March, 2022

18. Other Non Current Liabilities

(₹ in Lacs)

	31st March, 2022	31st March, 2021
Deferred Revenue		
At 1st April	274.33	302.56
Add: Capital Subsidy received during the year	-	-
Released to the statement of profit and loss	59.27	28.23
At 31st March	215.06	274.33
Current (Amount Disclosed under the head Other Current Liabilities) (Refer Note No. 22)	69.58	69.58
Non-current	145.48	204.75

The deferred revenue relates to the asset related government grant received in earlier years, the same has been accounted for as deferred revenue and proportionately recognised in Statement of Profit and Loss.

19. Short Term Borrowings (At Amortised Cost)

(₹ in Lacs)

	31st March, 2022	31st March, 2021
Loans repayable on demand		
Cash Credit from banks (Secured)	2,517.05	2,280.73
Other Loans and advances		
Buyers Credit from banks (Secured)		
- For Capital Expenditure	5,580.54	-
- For Raw Materials	6,325.37	1,503.80
Packing Credit (Secured)	4,734.96	5,000.00
Current Maturities of Long Term Debts (Refer Note No.16)	2,463.38	2,732.83
Total	21,621.30	11,517.36

Notes:-

- Cash Credit and Buyer's Credit from banks amounting to ₹8,842.42 lacs (31st March, 2021 : ₹3,784.53 lacs) are secured by way of first charge on current assets (both present and future) of the group.
- Buyer's Credit for Capex from banks amounting to ₹5,580.54 lacs (31st March, 2021 : ₹NIL) are secured by way of 1st charge on all the Fixed Assets of the Unit located at Bishnupur West Bengal on pari passu basis with other term lenders.
- The cash credit is repayable on demand and carries interest @ 6.05% to 7.40% (31st March, 2021 : 7.05% to 8.35%) p.a.
- Buyers credit carries interest @ LIBOR plus 0.45% to 1.99% p.a for raw-materials and @LIBOR plus 0.25% to 0.77% for capital expenditure (2020-21 0.90% to 1.55% p.a for raw-materials) and is repayable in 90-180 days.
- Rate of Interest for Packing Credit is 1.05% to 4.65% p.a (2020-21 1.10% to 5.00% p.a.)
- Rate of Interest for unsecured loan from Directors & Bodies Corporate is 5.00% p.a (2020-21 5.00% p.a.)

Notes to Consolidated Financial Statements as at and for the year ended 31st March, 2022

20. Trade Payables (At Amortised Cost)

(₹ in Lacs)

	31st March, 2022	31st March, 2021
- Dues to Micro and Small Enterprises	725.09	739.82
- Dues to Others	24,553.86	20,145.26
Total	25,278.95	20,885.08

Trade payables and acceptances are non-interest bearing and are normally settled on 30 day terms.

For terms and conditions with related parties, Refer Note No.39

(a) Trade Payables Ageing Schedule

(₹ in Lacs)

Particulars	Outstanding as on 31st March, 2022 from due date of payment						Total
	Unbilled Due	Not Due	Upto 1 Year	1-2 Years	2-3 Years	More than 3 Years	
Undisputed dues of micro enterprises and small enterprises	-	725.09	-	-	-	-	725.09
Undisputed dues of creditors other than micro enterprises and small enterprises	4,234.27	17,018.46	3,083.57	66.32	41.75	109.49	24,553.86
Disputed dues of micro enterprises and small enterprises	-	-	-	-	-	-	-
Disputed dues of creditors other than micro enterprises and small enterprises	-	-	-	-	-	-	-
Total	4,234.27	17,743.55	3,083.57	66.32	41.75	109.49	25,278.95

(₹ in Lacs)

Particulars	Outstanding as on 31st March, 2021 from due date of payment						Total
	Unbilled Due	Not Due	Upto 1 Year	1-2 Years	2-3 Years	More than 3 Years	
Undisputed dues of micro enterprises and small enterprises	-	739.82	-	-	-	-	739.82
Undisputed dues of creditors other than micro enterprises and small enterprises	3,161.84	14,512.65	2,187.60	91.67	136.94	54.56	20,145.26
Disputed dues of micro enterprises and small enterprises	-	-	-	-	-	-	-
Disputed dues of creditors other than micro enterprises and small enterprises	-	-	-	-	-	-	-
Total	3,161.84	15,252.47	2,187.60	91.67	136.94	54.56	20,885.08

Notes to Consolidated Financial Statements as at and for the year ended 31st March, 2022

21. Other Financial Liabilities

(₹ in Lacs)

	31st March, 2022	31st March, 2021
Trade Deposits	111.53	93.79
Interest accrued but not due on Borrowings	17.39	32.44
Unpaid Dividend (To be deposited in Investor Education and Protection Fund as and when due)	20.28	26.09
Capital Creditors	1,580.79	586.16
Current Maturities of Other Non Current Financial Liabilities (Refer Note No.17)	2,061.55	1,899.59
Employee related liabilities	6,439.15	5,407.96
Total	10,230.69	8,046.03

21A Contract Liabilities

(₹ in Lacs)

	31st March, 2022	31st March, 2021
Advances from Customers	1,247.01	1,488.97
Total	1,247.01	1,488.97

22. Other Current Liabilities

(₹ in Lacs)

	31st March, 2022	31st March, 2021
Statutory Dues Payable*	3,214.09	4,104.38
Deferred Revenue (Refer Note No.18)	69.58	69.58
Total	3,283.67	4,173.96

* Includes INR 1,425.10 lacs (INR 1,425.10 lacs) net of payments pertaining to Entry tax on entry of certain goods into a local area of the State of West Bengal.

The Company had challenged the legal validity of levy of the Entry Tax before Calcutta High Court and the matter was subsequently transferred to the West Bengal Taxation Tribunal. The Tribunal, vide its order dated 25.03.2022 in the case of Tata Steel Ltd. & Ors. vs. The State of West Bengal & Ors., has held that the levy of Entry Tax in the State of West Bengal is unconstitutional. In all probability, the department will be pursuing the issue before Hon'ble High Court now, pending the decision of which, this liability will still be required to be considered as a payable to the Government.

Notes to Consolidated Financial Statements as at and for the year ended 31st March, 2022

23. Provisions

(₹ in Lacs)

	Non Current Portion		Current Maturities	
	31st March, 2022	31st March, 2021	31st March, 2022	31st March, 2021
Provision for Employee Benefits				
Gratuity	1,197.21	821.77	5.25	2.48
Leave Encashment	3.61	5.08	706.55	718.75
Total	1,200.82	826.85	711.80	721.23

24. Current Tax Liabilities

(₹ in Lacs)

	31st March, 2022	31st March, 2021
Provision for Taxation (Net of Advance Tax)	206.33	1,705.59
Total	206.33	1,705.59

25. Revenue from Operations

(₹ in Lacs)

	2021-22	2020-21
Revenue from Operations		
Sale of Products	2,93,075.40	2,03,721.03
Income from Services	7,752.43	8,224.73
Other Operating revenue		
Scrap Sales	292.84	135.37
Export Incentives	740.33	689.19
Indirect Tax Subsidy	798.66	249.18
Miscellaneous Income	42.78	16.63
Total	3,02,702.44	2,13,036.13

(₹ in Lacs)

	2021-22	2020-21
Details of Products Sold		
Plywood & Block board	1,52,777.66	1,07,742.13
Laminates	56,738.03	41,009.63
Pre-Laminated Particle Boards	12,056.56	5,942.93
Veneer	7,381.23	5,938.87
Particle Board	3,201.02	2,617.61
Medium Density Fibre Board	55,339.41	35,723.45
Agri Products	999.78	794.66
Phenol	380.85	134.75
Others	4,200.86	3,817.00
Total	2,93,075.40	2,03,721.03
Details of Income from Services		
Container Freight Station Services	7,752.43	8,224.73
Total	7,752.43	8,224.73

Notes to Consolidated Financial Statements as at and for the year ended 31st March, 2022

25. Revenue from Operations (contd.)

Reconciliation of Revenue from sale of products with the contracted price

(₹ in Lacs)

	31st March, 2022	31st March, 2021
Contracted Price	3,07,408.55	2,13,938.68
Less: Trade discounts, volume rebates, etc.	14,333.15	10,217.65
Sale of products	2,93,075.40	2,03,721.03

1. Refer Note 42 for disaggregated revenue information

2. Other Information

- The Company satisfies its performance obligation on shipment/delivery as per terms of contract.
- The contract does not have any financing component.

26. Other Income

(₹ in Lacs)

	2021-22	2020-21
Interest Income from financial assets at amortised cost	1,036.10	88.89
Insurance and Other Claims	277.28	28.95
Unspent/Unclaimed liabilities written back	0.08	652.20
Profit on Plant Property and Equipment Sold /Discarded	143.05	215.03
Bad Debts Recovered	9.39	-
Foreign Exchange Fluctuations (Net)	607.75	595.55
Net gain on sale of Investments carried at FVTPL	147.67	80.69
Miscellaneous Receipts	30.84	15.76
Government Grant	55.13	55.13
Total	2,307.29	1,732.20

27. Cost of Materials Consumed

(₹ in Lacs)

	2021-22	2020-21
Inventories at the beginning of the year	17,345.38	16,672.96
Add : Purchases	1,34,961.16	83,542.01
	1,52,306.54	1,00,214.97
Less : Inventories at the end of the year	22,080.86	17,345.38
Cost of Materials Consumed	1,30,225.68	82,869.59
Details of Material Consumed		
Timber Logs	9,307.00	6,157.30
Veneer	49,102.41	32,794.41
Chemicals	36,693.02	19,178.53
Paper	20,674.37	14,905.42
Waste Wood	14,369.18	9,747.55
Particle Board	79.70	86.38
Total	1,30,225.68	82,869.59
Details of Closing Stock of Materials		
Timber Logs	1,439.66	1,688.93
Veneer	9,897.98	8,297.57
Chemicals	2,910.48	1,599.20
Paper	7,223.85	5,168.96
Particle Board	2.92	25.22
Waste Wood	605.97	565.50
Total	22,080.86	17,345.38

Notes to Consolidated Financial Statements as at and for the year ended 31st March, 2022

28. Purchase of Stock-in-Trade and Changes in Inventories of Finished Goods, Work-in-Progress and Stock-in-Trade

	(₹ in Lacs)	
	2021-22	2020-21
Inventories at the beginning of the year		
Stock in Trade	3,332.28	2,421.13
Finished Goods	9,314.47	13,133.58
Work-in-Progress	3,226.48	4,141.39
	15,873.23	19,696.10
Inventories at the end of the year		
Stock in Trade	4,730.98	3,332.28
Finished Goods	16,176.52	9,314.47
Work-in-Progress	5,393.98	3,226.48
	26,301.48	15,873.23
Changes in inventories of Finished Goods, Stock-in-Trade and Work-in-Progress	(10,428.25)	3,822.87
Details of Purchase of Stock in Trade		
Plywood and Block boards	20,322.80	12,428.00
Veneer	5,294.83	1,518.84
Chemicals	741.92	597.86
Pest Control Kits	10.62	68.23
Phenol	373.35	132.02
Others	3,666.95	2,616.43
Total	30,410.47	17,361.38
Details of Inventories at the end of the year		
Stock in Trade		
Plywood and Block board	1,781.92	1,533.65
Chemicals	79.58	87.03
Pest Control Kits	36.60	62.62
Veneer	1,366.63	1,016.23
Others	1,466.25	632.75
Total	4,730.98	3,332.28
Finished Goods at the end of the year		
Plywood and Block board	6,182.15	2,175.37
Laminates	6,027.97	3,096.92
Pre-Laminated Particle Boards	4.89	7.86
Medium Density Fibre board	1,349.05	1,249.50
Veneer	2,612.46	2,784.82
Total	16,176.52	9,314.47
Work-in-Progress at the end of the year		
Plywood and Block board	4,014.25	1,851.72
Laminates	989.56	996.77
Medium Density Fibre Board	163.66	159.02
Pre-Laminated Particle Boards	226.51	218.97
Total	5,393.98	3,226.48

Notes to Consolidated Financial Statements as at and for the year ended 31st March, 2022

29. Employee Benefits Expense

(₹ in Lacs)

	2021-22	2020-21
Employee Benefits Expense		
Salaries, Wages, Bonus etc	38,952.55	30,702.41
Contribution to Provident, Gratuity and other Funds	2,301.73	2,079.67
Employees Welfare Expenses	500.74	373.55
Total	41,755.02	33,155.63

30. Finance Cost

(₹ in Lacs)

	2021-22	2020-21
Interest Expenses	763.69	1,238.14
Exchange difference to the extent considered as an adjustment to borrowing costs	253.89	(58.59)
Other Borrowing cost	125.55	99.23
Total	1,143.13	1,278.78

31. Depreciation and Amortisation Expense

(₹ in Lacs)

	2021-22	2020-21
Depreciation on Tangible Assets (Refer Note No.3)	7,409.12	6,841.35
Amortisation of Intangible Assets (Refer Note No.3)	19.05	23.73
Total	7,428.17	6,865.08

32. Other Expenses

(₹ in Lacs)

	2021-22	2020-21
Stores & Spare parts consumed	3,915.65	2,698.46
Power and Fuel	10,619.18	7,525.94
Insurance	700.27	646.43
Rent	1,124.59	1,110.31
Rates & Taxes	456.10	377.85
Repairs & Maintenance		
- Property	483.41	332.69
- Plant and Equipment	1,471.70	1,081.52
- Others	798.79	704.84
Transport & Freight	14,520.08	11,122.05
Commission on Sales	1,181.61	1,013.48
Advertisement, Publicity and Sales Promotion	11,971.62	8,211.65
Communication Expenses	269.87	256.49
Directors' Sitting Fees and Commission	57.75	56.50
Auditors' Remuneration	61.51	65.59
Corporate Social Responsibility Activities (Refer Note No.38)	508.95	543.29
Charity and Donations	300.29	765.54
Foreign Exchange Fluctuations (Net)	-	1.03
Loss on Plant Property and Equipment Sold /Discarded	159.18	-
Irrecoverable Debts, Advances written off	320.59	8.23
Loss Allowances on trade receivables	165.84	-
Professional Fees	3,231.20	1,565.56
Miscellaneous Expenses	5,336.78	4,188.70
Total	57,654.96	42,276.15

Notes to Consolidated Financial Statements as at and for the year ended 31st March, 2022

33. Gratuity and Other Post Employment Benefit Plans

The Group has a defined benefit gratuity plan. Every employee who has completed five years or more of service is entitled to Gratuity on terms not less favourable than the provisions of The Payment of Gratuity Act, 1972. The scheme is funded with an insurance company.

The Group also extends benefit of compensated absences to the employees, whereby they are eligible to carry forward their entitlement of earned leave for encashment upon retirement/separation. This is an unfunded plan.

The following tables summarise the components of net benefit expense recognised in the statement of profit and loss and the funded status and amounts recognised in the balance sheet for the Post - retirement benefit plans.

Defined Benefit Plan - Gratuity

I. Expenses Recognised in the Statement of Profit & Loss

(₹ in Lacs)

	31st March, 2022	31st March, 2021
1. Current / Past Service Cost	459.80	439.75
2. Net Interest expense	34.99	34.83
Components of defined benefit cost recognised in P/L	494.79	474.58
3. Re-measurement - Due to Financial Assumptions	(106.77)	92.84
4. Re-measurement - Due to Experience Adjustments	567.78	(92.16)
5. Re-measurement - Due to Demographic Assumptions	-	47.82
6. Return on Plan Assets (Excluding Interest Income)	(9.78)	(0.64)
Components of defined benefit cost recognised in OCI	451.23	47.86
Total Expense	946.02	522.89

II. Net Asset/ (Liability) recognised in the Balance Sheet

(₹ in Lacs)

	31st March, 2022	31st March, 2021
1. Present Value of Defined Benefit Obligation	5,560.12	4,647.08
2. Fair Value of Plan Assets	4,357.66	3,822.83
3. Net Asset / (Liability)	(1,202.46)	(824.25)

III. Change in Obligation during the Year

(₹ in Lacs)

	31st March, 2022	31st March, 2021
1. Present Value of Defined Benefit Obligation at the beginning of the year	4,647.08	4,112.11
2. Current Service Cost/Plan amendments/Past cost	459.80	439.75
3. Interest Cost	288.47	268.54
4. Benefits Paid	(298.02)	(222.27)
5. Re-measurements - Due to Financial Assumptions	(106.77)	92.84
6. Re-measurements - Due to Experience Adjustments	569.56	(91.71)
7. Re-measurement - Due to Demographic Assumptions	-	47.82
8. Present Value of Defined Benefit Obligation at the end of the year	5,560.12	4,647.08

IV. Change in the Fair Value of Plan Assets during the year

(₹ in Lacs)

	31st March, 2022	31st March, 2021
1. Plan assets at the beginning of the year	3,822.83	3,386.30
2. Interest Income	253.48	233.72
3. Contribution by employer	569.59	424.44
4. Actual Benefit Paid	(298.02)	(222.27)
5. Re-measurement - Return on Assets (Excluding Interest Income)	9.78	0.64
6. Closing Fair Value of Plan Assets	4,357.66	3,822.83

Notes to Consolidated Financial Statements as at and for the year ended 31st March, 2022

33. Gratuity and Other Post Employment Benefit Plans (contd.)

V. The Major Categories of Plan Assets as a Percentage of the Fair Value of Total Plan Assets

	31st March, 2022	31st March, 2021
Investments with insurer	100%	100%

VI. Actuarial Assumptions

	31st March, 2022	31st March, 2021
1. Discount Rate	6.40%	6.40%
2. Expected rate of return on plan assets	6.70%	6.70%
3. Mortality rate	Indian Assured Lives Mortality (2006-08) (modified) Ult.	Indian Assured Lives Mortality (2006-08) (modified) Ult.
4. Salary increase	6%	6%
5. Withdrawal rates	1% - 8%	1% - 8%

VII. The estimates of future salary increases considered in actuarial valuation, take account of inflation, seniority, promotion and other relevant factors, such as supply and demand in the employment market.

VIII. A quantitative sensitivity analysis for significant assumption is as shown below:

(₹ in Lacs)

Assumptions	31st March, 2022		31st March, 2021	
	Discount Rate		Discount Rate	
Sensitivity level	1% increase	1% decrease	1% increase	1% decrease
Impact on Gratuity	(353.02)	388.96	(295.01)	335.70

Assumptions	31st March, 2022		31st March, 2021	
	Future Salary		Future Salary	
Sensitivity level	1% increase	1% decrease	1% increase	1% decrease
Impact on Gratuity	381.14	(343.55)	329.29	(295.38)

Assumptions	31st March, 2022		31st March, 2021	
	Withdrawal Rates		Withdrawal Rates	
Sensitivity level	1% increase	1% decrease	1% increase	1% decrease
Impact on Gratuity	11.85	(13.12)	3.47	(3.89)

Sensitivities due to mortality are not material and hence impact of change is not calculated.

The sensitivity analyses above have been determined based on a method that extrapolates the impact on defined benefit obligation as a result of reasonable changes in key assumptions occurring at the end of the reporting period.

Notes to Consolidated Financial Statements as at and for the year ended 31st March, 2022

33. Gratuity and Other Post Employment Benefit Plans (contd.)

IX. Maturity Profile of Defined Benefit Obligations

	(₹ in Lacs)	
	As on 31st March, 2022	As on 31st March, 2021
Year 1	777.59	643.24
Year 2	570.99	490.39
Year 3	615.02	497.39
Year 4	752.69	501.47
Year 5	755.19	644.32
Next 5 Years	3,970.29	3,313.86

X. Contribution to Defined Benefit Plan

In 2022-23 the Group expects to contribute ₹526.30 Lacs (2020-21: ₹452.72 Lacs) to gratuity.

XI. Contribution to Defined Contribution Plan

The group's contribution towards Provident Fund is debited to statement of profit and loss and managed by Central Government. Contribution to Provident and Other Funds includes ₹1,352.81 lacs (2020-21 - ₹1,151.95 lacs) paid towards Defined Contribution Plans.

34. Commitments and Contingencies

(i) Capital and Other Commitments

	(₹ in Lacs)	
	As on 31st March, 2022	As on 31st March, 2021
Commitment for Acquisition of Property, Plant & Equipment's (Net of Advance)	5,586.55	9,477.58
Letter of Credit issued by Banks	2,312.05	3,034.31

(ii) Contingent Liabilities

	(₹ in Lacs)	
	As on 31st March, 2022	As on 31st March, 2021
Demands / Claims by various Government Authorities and Others not acknowledged as Debt:		
Excise Duty/Service Tax [Amount deposited : ₹51.82 (PY. ₹36.36)]	978.12	814.07
Sales Tax / VAT/Entry Tax*	31.65	643.65
Income Tax	1,428.58	639.60
Channel Financing to Dealers & Distributors**	960.21	831.86
Un-redeemed Bank Guarantees	739.14	712.41
Bills Discounted with Banks	-	41.40
Interest on Mandi Tax	16.86	5.34

* Contingent amount includes tax amount and interest quantified in the assessment order.

** Guarantees issued ₹5,004.00 Lac (PY. ₹5,057.00 lacs)

Notes to Consolidated Financial Statements as at and for the year ended 31st March, 2022

35. Leases.

- a) The Group has lease contracts for land. The Group's obligations under leases are secured by the lessor's title to the leased assets.
- b) The Group has elected to apply IND AS 116 to its leases with modified retrospective approach. Under this approach, the Group has recognised lease liabilities and corresponding right of use assets. In the statement of profit and loss for the year ended, operating lease expenses which were recognised as other expenses in the previous periods is now recognised as depreciation expenses on right of use assets and finance cost for interest accrued on such lease liability.
- c) Movement in lease liabilities during the year ended 31st March, 2022

(₹ in Lacs)

Particulars	31st March, 2022	31st March, 2021
Balance at the beginning	2,320.11	2,700.94
Additions	-	45.68
Interest cost accrued during the year	166.26	210.54
Deletions	-	-
Payment of lease liabilities	664.05	637.04
Balance at the end	1,822.33	2,320.12

- d) Amount recognized in Profit or Loss

(₹ in Lacs)

Particulars	31st March, 2022	31st March, 2021
Interest expense on lease liabilities	166.26	210.54
Depreciation expense of right-of-use assets	607.51	605.88
Total	773.77	816.42

- e) Future payment of lease liabilities on an undiscounted basis

(₹ in Lacs)

Particulars	31st March, 2022	31st March, 2021
Less than one year	609.29	663.98
One to five years	658.15	1,261.44
More than five years	2,482.59	2,487.43
Total undiscounted Lease Liabilities	3,750.23	4,413.85
Lease liabilities included in the statement of financial position		
Current Lease liabilities	487.51	861.77
Non - Current Lease liabilities	1,334.81	1,458.34

- f) The weighted average incremental borrowing rate of 10% has been applied to lease liabilities recognized in the Balance Sheet.

36. Capital Management

The Group's objective to manage its capital is to ensure continuity of business while at the same time provide reasonable returns to its various shareholders but keep associated cost under control. In order to achieve this, requirement of capital is reviewed periodically with reference to operating and business plans that take into account capital expenditure and strategic investments. Apart from internal accrual, sourcing of capital is done through judicious combination of equity and borrowing, both the short term and long term. Net debt (total borrowing less current investment and cash & cash equivalent) to equity ratio is used to monitor capital. No changes were made to the objective, policies or process for managing capital during the year ended 31st March, 2022 and 31st March, 2021.

	As on 31st March, 2022	As on 31st March, 2021
Net Debt Equity Ratio	0.12	0.09

Notes to Consolidated Financial Statements as at and for the year ended 31st March, 2022

37. Derivative Instruments and Unhedged Foreign Currency Exposure

a) The particulars of hedged foreign currency exposures as on the balance sheet date are as follows:

(₹ in Lacs)

Nature of Item	As on 31st March, 2022	As on 31st March, 2021
Hedged foreign currency	-	-

b) The particulars of unhedged foreign currency exposures as on the balance sheet date are as follows:

(₹ in Lacs)

Nature of Item	Currency	As on 31st March, 2022	As on 31st March, 2021
Foreign Currency Term Loans	USD	2,447.42	5,021.31
Currency Swap Loan	USD	4,321.63	-
Buyer's Credit	USD	6,848.58	1,503.80
	EUR	735.70	-
Trade Receivables	USD	2,703.49	1,899.47
Trade Payables	CNY	45.49	-
	EUR	1,547.66	1,199.71
	JPY	120.82	101.77
	USD	3,554.19	1,107.58
	AED	-	13.39

Trade Receivables of ₹2703.49 lacs (Trade payables of ₹1107.58 lacs as on 31st March, 2021) naturally hedged

38. The Holding Company has a Corporate Social Responsibilities ("CSR") committee as per the provisions of Section 135 of the Companies Act, 2013 read with Rules made thereunder. The main areas for CSR activities are promoting education, healthcare, animal welfare and projects ensuring environment sustainability. Disclosures of Corporate Social Responsibility expenditure in line with the requirement of Guidance Note on "Accounting for Expenditure on Corporate Social Responsibility Activities" is as under:-

(₹ in Lacs)

	2021-22	2020-21
Amount of CSR expenditure to be incurred during the year	501.33	472.06
CSR expenditure (Revenue Nature) incurred during the year	508.95	543.29
Unspent CSR amount	-	-

(₹ in Lacs)

Opening of (Excess)/ Shortfall Spend as on 1st April, 2021	Amount required to be spent during the year	Amount spent during the year	Closing Balance of (Excess) / Shortfall spend as on 31st March, 2022
(71.23)	501.33	508.95	(78.85)

During the current and previous year the Holding Company has not made any contribution to a Trust control by the Holding Company towards CSR expenses

Notes to Consolidated Financial Statements as at and for the year ended 31st March, 2022

39. Related Party Disclosure:

a) Name of the Related Parties and Related Party Relationship:

Key Management Personnel and Directors

Mr. Sajjan Bhajanka (Chairman & Managing Director)
Mr. Sanjay Agarwal (CEO & Managing Director)
Mr. Prem Kumar Bhajanka (Managing Director)
Mr. Vishnu Khemani (Managing Director)
Mr. Ajay Baldawa (Executive Director)
Mr. Keshav Bhajanka (Executive Director)
Ms. Nikita Bansal (Executive Director)
Mr. Rajesh Kumar Agarwal (Executive Director)
Mr. Santanu Ray (Independent Director)-Till 31.03.2021
Ms. Mamta Binani (Independent Director)-Till 31.03.2022
Mr. J. P. Dua (Independent Director)
Mr. Vijay Chhibber (Independent Director)
Mr. Sunil Mitra (Independent Director)
Mr. Debanjan Mandal (Independent Director)
Mr. Naresh Pachisia (Independent Director) w.e.f. 01.04.2021
Mr. Probir Roy (Independent Director)
Mr. Amit Kiran Deb (Independent Director)
Mr. Arun Kumar Julasaria (Chief Financial Officer)
Mr. Sundeep Jhunjhunwala (Company Secretary)

Related Parties with whom Transactions have taken place during the Year:

Relatives of Key Management Personnel

Ms. Santosh Bhajanka (Wife of Mr. Sajjan Bhajanka)
Ms. Divya Agarwal (Wife of Mr. Sanjay Agarwal)
Ms. Yash Bala Bhajanka (Wife of Mr. Prem Kumar Bhajanka)
Ms. Sudha Khemani (Wife of Mr. Vishnu Khemani)
Ms. Sumitra Devi Agarwal (Mother of Mr. Rajesh Kumar Agarwal)
Ms. Shraddha Agarwal (Daughter of Mr. Sajjan Bhajanka)
Ms. Payal Agrawal (Daughter of Mr. Sajjan Bhajanka)
Ms. Sonu Kajaria (Daughter of Mr. Sajjan Bhajanka)
Ms. Bhawna Agarwal (Wife of Mr. Rajesh Kumar Agarwal)
Ms. Nancy Chowdhury (Daughter of Mr. Prem Kumar Bhajanka)
Mr. Abhishek Rathi (Son-in-law of Mr. Ajay Baldawa)
Mr. Surender Kumar Gupta (Brother of Mr. Prem Kumar Bhajanka)
Ms. Yashoda Baldawa (Mother of Mr. Ajay Baldawa)
Ms. Sanjana Bhajanka (Wife of Mr. Keshav Bhajanka)

Notes to Consolidated Financial Statements as at and for the year ended 31st March, 2022

39. Related Party Disclosure: (contd.)

Enterprises Owned / Influenced by Key Managerial Person or their Relatives:

Brijdham Merchants Pvt. Ltd.
Star Cement Ltd.
Sri Ram Merchants Pvt. Ltd.
Sri Ram Vanijya Pvt. Ltd.
Sumangal Business Pvt. Ltd.
Sumangal International Pvt. Ltd.
Auroville Investments Pvt. Ltd.
Aegis Business Ltd.
Pacific Plywoods Pvt. Ltd.
Century Led Ltd.
Landmark Veneers Pvt. Ltd.
Star Cement Meghalaya Ltd.
Fox & Mandal LLP
Amul Boards Pvt. Ltd.

(b) Aggregated Related Party disclosure as at and for the Year ended 31st March, 2022.

(₹ in Lacs)

Sl No.	Type of Transactions	Key Management Personnel and Directors		Relatives of Key Management Personnel		Enterprises owned/ Influenced by Key Management Personnel or their relatives		Total	
		2021-22	2020-21	2021-22	2020-21	2021-22	2020-21	2021-22	2020-21
1	Purchase of Raw Materials/Stores								
	Amul Boards Pvt Ltd	-	-	-	-	19.26	102.30	19.26	102.30
	Star Cement Ltd.	-	-	-	-	25.79	17.85	25.79	17.85
	Landmark Veneers Pvt. Ltd.	-	-	-	-	224.70	105.17	224.70	105.17
	Century Led Ltd.	-	-	-	-	21.30	24.92	21.30	24.92
2	Services Availed/ (Provided)								
	Aegis Business Ltd.	-	-	-	-	(1.20)	(1.20)	(1.20)	(1.20)
	Aegis Business Ltd.	-	-	-	-	363.88	-	363.88	-
	Ms. Yash Bala Bhajanka	-	-	14.74	15.75	-	-	14.74	15.75
	Mr. Ajay Baldawa	2.03	1.93	-	-	-	-	2.03	1.93
	Star Cement Ltd	-	-	-	-	(117.60)	(111.56)	(117.60)	(111.56)
	Century Led Ltd.	-	-	-	-	(4.46)	(2.53)	(4.46)	(2.53)
	Pacific Plywoods Pvt. Ltd.	-	-	-	-	5.60	5.60	5.60	5.60
	Fox and Mandal LLP	-	-	-	-	8.25	9.15	8.25	9.15
3	Reimbursement Paid/ (Received)								
	Sundeep Jhunjunwala	5.00	5.00	-	-	-	-	5.00	5.00
	Aegis Business Ltd.	-	-	-	-	(0.04)	-	(0.04)	-
	Century Led Ltd.	-	-	-	-	(0.95)	0.46	(0.95)	0.46
	Star Cement Ltd.	-	-	-	-	(0.87)	-	(0.87)	-

Notes to Consolidated Financial Statements as at and for the year ended 31st March, 2022

39. Related Party Disclosure: (contd.)

(₹ in Lacs)

Sl No.	Type of Transactions	Key Management Personnel and Directors		Relatives of Key Management Personnel		Enterprises owned/ Influenced by Key Management Personnel or their relatives		Total	
		2021-22	2020-21	2021-22	2020-21	2021-22	2020-21	2021-22	2020-21
4	Loan taken								
	Brijdham Merchants Pvt. Ltd.	-	-	-	-	21.00	126.00	21.00	126.00
	Sri Ram Merchants Pvt. Ltd.	-	-	-	-	-	75.00	-	75.00
	Sri Ram Vanijya Pvt. Ltd.	-	-	-	-	19.00	524.50	19.00	524.50
	Sumangal Business Pvt. Ltd.	-	-	-	-	5.00	49.00	5.00	49.00
	Sumangal International Pvt. Ltd.	-	-	-	-	5.00	144.00	5.00	144.00
	Mr. Keshav Bhajanka	130.00	20.00	-	-	-	-	130.00	20.00
	Mr. Sajjan Bhajanka	275.00	5,100.00	-	-	-	-	275.00	5,100.00
	Mr. Sanjay Agarwal	420.00	1,606.00	-	-	-	-	420.00	1,606.00
5	Loan Repaid (Including outstanding interest)								
	Brijdham Merchants Pvt. Ltd.	-	-	-	-	21.00	908.63	21.00	908.63
	Sri Ram Merchants Pvt. Ltd.	-	-	-	-	-	267.88	-	267.88
	Sri Ram Vanijya Pvt. Ltd.	-	-	-	-	19.00	762.22	19.00	762.22
	Sumangal Business Pvt. Ltd.	-	-	-	-	5.00	2,021.65	5.00	2,021.65
	Sumangal International Pvt. Ltd.	-	-	-	-	5.00	1,222.15	5.00	1,222.15
	Mr. Keshav Bhajanka	130.00	70.15	-	-	-	-	130.00	70.15
	Mr. Sajjan Bhajanka	275.00	6,227.09	-	-	-	-	275.00	6,227.09
	Mr. Sanjay Agarwal	420.00	5,780.63	-	-	-	-	420.00	5,780.63
6	Interest Paid								
	Brijdham Merchants Pvt. Ltd.	-	-	-	-	0.87	19.76	0.87	19.76
	Sri Ram Merchants Pvt. Ltd.	-	-	-	-	-	4.58	-	4.58
	Sri Ram Vanijya Pvt. Ltd.	-	-	-	-	0.04	7.95	0.04	7.95
	Sumangal International Pvt. Ltd.	-	-	-	-	0.14	25.41	0.14	25.41
	Sumangal Business Pvt. Ltd.	-	-	-	-	0.24	15.53	0.24	15.53
	Mr. Sajjan Bhajanka	1.96	116.49	-	-	-	-	1.96	116.49
	Mr. Sanjay Agarwal	9.54	80.80	-	-	-	-	9.54	80.80
	Mr. Keshav Bhajanka	5.32	2.61	-	-	-	-	5.32	2.61
7	Dividend Paid								
	Mr. Sajjan Bhajanka	261.64	-	-	-	-	-	261.64	-
	Mr. Sanjay Agarwal	248.80	-	-	-	-	-	248.80	-
	Ms. Divya Agarwal	-	-	167.50	-	-	-	167.50	-
	Mr. Vishnu Khemani	127.87	-	-	-	-	-	127.87	-
	Ms. Santosh Bhajanka	-	-	154.50	-	-	-	154.50	-
	Others	93.82	-	177.66	-	393.29	-	664.77	-
8	Director's Remuneration Paid #								
	Mr. Sajjan Bhajanka	397.26	203.41	-	-	-	-	397.26	203.41
	Mr. Sanjay Agarwal	397.26	203.41	-	-	-	-	397.26	203.41
	Mr. Prem Kumar Bhajanka	573.00	448.62	-	-	-	-	573.00	448.62

Notes to Consolidated Financial Statements as at and for the year ended 31st March, 2022

39. Related Party Disclosure: (contd.)

(₹ in Lacs)

Sl No.	Type of Transactions	Key Management Personnel and Directors		Relatives of Key Management Personnel		Enterprises owned/ Influenced by Key Management Personnel or their relatives		Total	
		2021-22	2020-21	2021-22	2020-21	2021-22	2020-21	2021-22	2020-21
	Mr. Vishnu Khemani	290.63	203.17	-	-	-	-	290.63	203.17
	Mr. Hari Prasad Agarwal	-	10.00	-	-	-	-	-	10.00
	Mr. Ajay Baldawa	600.00	240.00	-	-	-	-	600.00	240.00
	Ms. Nikita Bansal	210.90	25.93	-	-	-	-	210.90	25.93
	Mr. Keshav Bhajanka	210.90	54.63	-	-	-	-	210.90	54.63
	Mr. Rajesh Kumar Agarwal	90.00	7.69	-	-	-	-	90.00	7.69
9	Director's Sitting Fees								
	Mr. Naresh Pachisia	3.50	-	-	-	-	-	3.50	-
	Mr. Santanu Ray	-	4.25	-	-	-	-	-	4.25
	Mr. Amit Kiran Deb	2.50	2.00	-	-	-	-	2.50	2.00
	Ms. Mamta Binani	3.50	3.25	-	-	-	-	3.50	3.25
	Mr. J. P. Dua	3.50	3.50	-	-	-	-	3.50	3.50
	Mr. Vijay Chhibber	3.25	3.25	-	-	-	-	3.25	3.25
	Mr. Debanjan Mandal	2.50	2.00	-	-	-	-	2.50	2.00
	Mr. Sunil Mitra	3.50	2.75	-	-	-	-	3.50	2.75
	Mr. Probir Roy	3.50	3.50	-	-	-	-	3.50	3.50
10	Director's Commission								
	Mr. Naresh Pachisia	4.00	-	-	-	-	-	4.00	-
	Mr. Santanu Ray	-	4.00	-	-	-	-	-	4.00
	Mr. Amit Kiran Deb	4.00	4.00	-	-	-	-	4.00	4.00
	Ms. Mamta Binani	4.00	4.00	-	-	-	-	4.00	4.00
	Mr. J. P. Dua	4.00	4.00	-	-	-	-	4.00	4.00
	Mr. Vijay Chhibber	4.00	4.00	-	-	-	-	4.00	4.00
	Mr. Debanjan Mandal	4.00	4.00	-	-	-	-	4.00	4.00
	Mr. Sunil Mitra	4.00	4.00	-	-	-	-	4.00	4.00
	Mr. Probir Roy	4.00	4.00	-	-	-	-	4.00	4.00
11	Salary Paid								
	Mr. Arun Kumar Julasaria #	133.21	163.14	-	-	-	-	133.21	163.14
	Mr. Sundeep Jhunjhunwala #	40.39	35.67	-	-	-	-	40.39	35.67
	Others	-	-	75.90	112.24	-	-	75.90	112.24
12	Advance Given								
	Aegis Business Ltd.	-	-	-	-	-	25.00	-	25.00
	Mr. Abhishek Rathi	-	-	6.00	-	-	-	6.00	-
	Mr. Arun Kumar Julasaria	-	2.00	-	-	-	-	-	2.00
	Mr. Sundeep Jhunjhunwala	5.00	-	-	-	-	-	5.00	-
13	Advance Received back								
	Aegis Business Ltd.	-	-	-	-	-	125.00	-	125.00
	Mr. Arun Kumar Julasaria	-	2.00	-	-	-	-	-	2.00
	Mr. Abhishek Rathi	-	-	6.00	7.43	-	-	6.00	7.43
	Mr. Sundeep Jhunjhunwala	5.00	-	-	-	-	-	5.00	-

Notes to Consolidated Financial Statements as at and for the year ended 31st March, 2022

39. Related Party Disclosure: (contd.)

(b) Aggregated Related Party disclosure as at and for the Year ended 31st March, 2022.

(₹ in Lacs)

Sl No.	Type of Transactions	Key Management Personnel and Directors		Relatives of Key Management Personnel		Enterprises owned/ Influenced by Key Management Personnel or their relatives		Total	
		2021-22	2020-21	2021-22	2020-21	2021-22	2020-21	2021-22	2020-21
14	Balance Outstanding on account of								
A	Receivable/(Payable)								
	Aegis Business Ltd.	-	-	-	-	0.12	200.35	0.12	200.35
	Century Led Ltd.	-	-	-	-	(0.76)	(0.88)	(0.76)	(0.88)
	Star Cement Ltd.	-	-	-	-	23.67	(0.96)	23.67	(0.96)
	Amul Boards Pvt. Ltd	-	-	-	-	5.00	(1.86)	5.00	(1.86)
	Ms. Yash Bala Bhajanka	-	-	(0.04)	-	-	-	(0.04)	-
	Pacific Plywoods Pvt. Ltd.	-	-	-	-	(5.04)	(5.18)	(5.04)	(5.18)
B	Director's Remuneration Payable								
	Mr. Sajjan Bhajanka	171.84	84.73	-	-	-	-	171.84	84.73
	Mr. Sanjay Agarwal	171.81	84.72	-	-	-	-	171.81	84.72
	Mr. Prem Kumar Bhajanka	257.85	225.13	-	-	-	-	257.85	225.13
	Mr. Ajay Baldawa	128.30	66.95	-	-	-	-	128.30	66.95
	Mr. Vishnu Khemani	109.38	87.33	-	-	-	-	109.38	87.33
	Mr. Rajesh Kumar Agarwal	5.17	-	-	-	-	-	5.17	-
	Ms. Nikita Bansal	69.36	11.52	-	-	-	-	69.36	11.52
	Mr. Keshav Bhajanka	68.95	21.54	-	-	-	-	68.95	21.54
C	Director's Commission Payable								
	Mr. Santanu Ray	-	4.00	-	-	-	-	-	4.00
	Mr. Naresh Pachisia	4.00	-	-	-	-	-	4.00	-
	Mr. Amit Kiran Deb	4.00	4.00	-	-	-	-	4.00	4.00
	Ms. Mamta Binani	4.00	4.00	-	-	-	-	4.00	4.00
	Mr. J. P. Dua	4.00	4.00	-	-	-	-	4.00	4.00
	Mr. Vijay Chhibber	4.00	4.00	-	-	-	-	4.00	4.00
	Mr. Debanjan Mandal	4.00	4.00	-	-	-	-	4.00	4.00
	Mr. Sunil Mitra	4.00	4.00	-	-	-	-	4.00	4.00
	Mr. Probir Roy	4.00	4.00	-	-	-	-	4.00	4.00
D	Salary Payable								
	Mr. Arun Kumar Julasaria	7.16	38.97	-	-	-	-	7.16	38.97
	Mr. Sundeep Jhunjunwala	1.87	1.07	-	-	-	-	1.87	1.07
	Others	-	-	6.46	4.15	-	-	6.46	4.15

Remuneration of Key Management Personnel represents short term employee benefits, as the liabilities for defined benefit plans and compensated absences are provided on actuarial basis for the Company as a whole, the amounts pertaining to Key Management Personnel are not included.

Notes to Consolidated Financial Statements as at and for the year ended 31st March, 2022

39. Related Party Disclosure: (contd.)

(c) Terms and conditions of transactions with related parties

- The sales to/ purchases from/ services availed from/ services provided to related parties are made on terms equivalent to those that prevail in arm's length transactions.
- Outstanding balances at the year-end from related parties are unsecured and interest free and will be settled in cash.
- Employee related recoverable balances are unsecured and interest free and will be settled in cash.
- The Group has taken loan from Enterprises owned/influenced by Key Management Personnel (KMP) or their relatives as well as from KMP's.

The loan was unsecured and was repayable on demand. The loan carried an interest @ 5.00% p.a.

40. Fair values measurements

Financial instruments by category:

(₹ in Lacs)

	31st March, 2022		31st March, 2021	
	FVTPL	Amortised cost	FVTPL	Amortised cost
Non-current financial assets				
(i) Investments	30.64	-	25.37	-
(ii) Other Financial Assets	-	1,446.55	-	1,557.53
Current financial assets				
(i) Trade receivable	-	35,243.86	-	30,267.94
(ii) Cash and cash equivalents	-	1,701.98	-	2,581.85
(iii) Bank balances other than above	-	24,400.70	-	6,501.97
(iv) Investments	-	-	11,054.30	-
(v) Loans	-	330.00	-	457.63
(vi) Other current financial assets	-	3,948.58	-	3,090.50
Total Financial assets	30.64	67,071.67	11,079.67	44,457.42
Non-current financial liabilities				
(i) Borrowings	-	199.86	-	2,632.27
(ii) Lease liabilities	-	1,334.81	-	1,458.34
Current financial liabilities				
(i) Borrowings	-	21,621.30	-	11,517.36
(ii) Trade payables	-	25,278.95	-	20,885.08
(iii) Lease liabilities	-	487.51	-	861.78
(iv) Other current financial liabilities	-	10,230.69	-	8,046.03
Total Financial liabilities	-	59,153.12	-	45,400.86

Notes:-

- The carrying amount of financial assets and financial liabilities measured at amortised cost in the financial statements are a reasonable approximation of their fair values since the Group does not anticipate that the carrying amounts would be significantly different from the values that would eventually be received or settled.
- Finance income and finance cost by instrument category wise classification :-
 - Interest income of ₹1,036.10 Lacs (PY. ₹88.89 Lacs) on financial instrument at amortised cost.
 - Interest expense of ₹646.96 Lacs (PY. ₹1,134.04 Lacs) on borrowing at amortised cost.
- Investment through FVTPL is being valued at level 2 in current year as well as previous year.

Notes to Consolidated Financial Statements as at and for the year ended 31st March, 2022

41. Financial Risk Management Objectives and Policies

The Group's financial liabilities comprise long term borrowings, short term borrowings, capital creditors, trade and other payables. The main purpose of these financial liabilities is to finance the Group's operations. The Group's financial assets include trade and other receivables, cash and cash equivalents and deposits.

The Group is exposed to market risk and credit risk. The Group has a Risk management policy and its management is supported by a Risk management committee that advises on risks and the appropriate risk governance framework for the Group. The audit committee provides assurance to the Group's management that the Group's risk activities are governed by appropriate policies and procedures and that risks are identified, measured and managed in accordance with the Group's policies and risk objectives. The Board of Directors reviews and agrees policies for managing each of these risks, which are summarised below.

(i) Market Risk

Market risk is the risk that the fair value of future cash flows of a financial instrument will fluctuate because of changes in market prices. Market risk comprises risk of interest rate, currency risk and other price risk, such as commodity price risk and equity price risk. Financial instruments affected by market risk include FVTPL investments.

a. Foreign Currency Risk

Foreign currency risk is the risk that the fair value or future cash flows of an exposure will fluctuate because of changes in foreign exchange rates. The Group's exposure to the risk of changes in foreign exchange rates relates primarily to the Group's operating activities. Such foreign currency exposures are partly hedged by the Group. The Group has a treasury department which monitors the foreign exchange fluctuations on the continuous basis and advises the management of any material adverse effect on the Group.

Foreign Currency sensitivity

The following table demonstrates the sensitivity to a reasonably possible change in foreign currency exchange rates, with all other variables held constant. The impact on the Group profit before tax is due to changes in the fair value of assets and liabilities.

(₹ in Lacs)

Change in Foreign Currency Rates	Effect on Profit before Tax	
	As on 31st March, 2022	As on 31st March, 2021
5%	(743.97)	(151.74)
-5%	743.97	151.74

b. Interest Rate Risk

Interest rate risk is the risk that the fair value or future cash flows of a financial instrument will fluctuate because of changes in market interest rates.

Interest rate sensitivity

The following table demonstrates the sensitivity to a reasonably possible change in interest rates on that portion of loans and borrowings affected. With all other variables held constant, the Group profit before tax is affected through the impact on floating rate borrowings, as follows:

	Increase/Decrease in basis points	Effect on profit before Tax (₹ in Lacs)
31st March, 2022	+50	(85.69)
	-50	85.69
31st March, 2021	+50	(70.25)
	-50	70.25

Notes to Consolidated Financial Statements as at and for the year ended 31st March, 2022

41. Financial Risk Management Objectives and Policies (contd.)

(ii) Credit Risks

Credit risk is the risk that counterparty will not meet its obligations under a financial instrument or customer contract, leading to a financial loss. The Group is exposed to credit risk from its operating activities (primarily trade receivables).

The Group implements a credit risk management policy under which the Group only transacts business with counterparties that have a certain level of credit worthiness based on internal assessment of the parties, financial condition, historical experience, and other factors. The Group's exposure to credit risk is influenced mainly by the individual characteristics of each customer. The Group has established a credit policy under which each new customer is analyzed individually for creditworthiness.

Trade receivables

An impairment analysis is performed at each reporting date on an individual basis for all the customers. In addition, other trade receivables are grouped into homogenous groups and assessed for impairment collectively. The calculation is based on credit losses historical data. The maximum exposure to credit risk at the reporting date is the carrying value of trade receivables disclosed in Note 12 as the Group does not hold collateral as security. The Group has evaluated the concentration of risk with respect to trade receivables as low, as its customers are located in several jurisdictions and industries.

No significant changes in estimation techniques or assumptions were made during the reporting period.

Credit risk also arises from transactions with financial institutions, and such transactions include transactions of cash and cash equivalents, various deposits, and financial instruments such as derivative contracts. The Group manages its exposure to this credit risk by only entering into transactions with banks that have high ratings. The Group's treasury department authorizes, manages, and oversees new transactions with parties with whom the Group has no previous relationship.

Furthermore, the Group limits its exposure to credit risk of financial guarantee contracts by strictly evaluating their necessity based on internal decision making processes, such as the approval of the board of directors.

Credit risk exposure

The carrying amount of financial assets represents the Group's maximum exposure to credit risk. The maximum exposure to credit risk as of 31 March, 2022 and 31 March, 2021 are as follows:

	(₹ in Lacs)	
	31st March, 2022	31st March, 2021
NON CURRENT		
Investments In Others	30.64	25.37
Other financial assets	1,446.55	1,557.53
CURRENT		
Investments In Others	-	11,054.30
Cash and cash equivalents	1,701.98	2,581.85
Other Bank balances	24,400.70	6,501.97
Loans	330.00	457.63
Trade receivable (Net)	35,243.86	30,267.94
Other financial assets	3,948.58	3,090.50
	67,102.31	55,537.09

Impairment losses on financial assets

Refer the table below for reconciliation of loss allowance in respect of Trade Receivables:

	(₹ in Lacs)	
Trade Receivables (measured under life time excepted credit loss model)	31st March, 2022	31st March, 2021
Loss Allowance at the beginning of the year	895.76	895.76
Add: Loss Allowance provided during the year	165.84	-
Loss Allowance at the end of the year	1,061.60	895.76

No significant changes in estimation techniques or assumptions were made during the reporting period.

Notes to Consolidated Financial Statements as at and for the year ended 31st March, 2022

41. Financial Risk Management Objectives and Policies (contd.)

(iii) Liquidity Risk

The Group's objective is to maintain optimum levels of liquidity to meet its cash and collateral requirements at all times. The Group relies on a mix of borrowings and excess operating cash flows to meet its needs for funds. The current committed lines of credit are sufficient to meet its short to medium/ long term expansion needs. The Group monitors rolling forecasts of its liquidity requirements to ensure it has sufficient cash to meet operational needs. Besides, it generally has certain undrawn credit facilities which can be accessed as and when required. Such credit facilities are reviewed at regular intervals. Thus no liquidity risk is perceived at present.

The table below summarises the maturity profile of the Group financial liabilities based on contractual undiscounted payments.

Availability of Liquidity is as follows

The Group's undrawn borrowing facilities at the end of the reporting period is:

(₹ in Lacs)

Particulars	31st March, 2022	31st March, 2021
Cash and Cash Equivalents	1,701.98	2,581.85
Availability under committed credit facilities	3,124.08	8,732.45

The table below summarises the maturity profile of the Group's financial liabilities based on contractual undiscounted payments.

(₹ in Lacs)

Particulars	Less than 1 Year	1-2 Years	2-3 Years	3-5 Years	> 5 years	Total
Year ended 31st March, 2022						
Borrowings	21,621.30	36.44	63.68	99.74	-	21,821.16
Other financial liabilities	10,230.69	-	-	-	-	10,230.69
Trade payables	25,278.95	-	-	-	-	25,278.95
	57,130.94	36.44	63.68	99.74	-	57,330.80
Year ended 31st March, 2021						
Borrowings	8,784.53	2,632.27	-	-	-	11,416.80
Other financial liabilities	10,778.86	-	-	-	-	10,778.86
Trade payables	20,885.08	-	-	-	-	20,885.08
	40,448.47	2,632.27	-	-	-	43,080.74

Notes to Consolidated Financial Statements as at and for the year ended 31st March, 2022

42. The Company's Segment Information as at and for the year ended 31st March, 2022 are as below:

(₹ in Lacs)

Sl	Plywood	Laminate	MDF	Particle Board	CFS Services	Others	Total
a Revenue(Gross)							
External Sales	1,60,995.84	57,465.70	56,088.76	15,080.72	7,761.68	5,309.73	3,02,702.43
	(1,14,005.69)	(41,501.94)	(35,940.44)	(9,007.85)	(8,233.00)	(4,347.21)	(2,13,036.13)
Inter-segment Sales	-	-	-	-	150.59	374.97	525.56
	(-)	(-)	(-)	(-)	(67.02)	(247.72)	(314.74)
Total Revenue (Gross)	1,60,995.84	57,465.70	56,088.76	15,080.72	7,912.27	5,684.70	3,03,227.99
	(114005.69)	(41501.94)	(35,940.44)	(9,007.85)	(8300.02)	(4594.93)	(2,13,350.87)
b Result							
Segment Results	21,326.99	8,633.67	16,520.31	3,755.30	771.97	724.06	51,732.30
	(12,930.81)	(6,955.90)	(7,642.89)	(1,387.36)	(1,341.26)	(584.45)	(30,842.67)
Unallocated Income/ Expenses(-) (Net of unallocated expenses/ income)							(3,768.62)
							(-3,606.08)
Operating Profit							47,963.68
							(27,236.59)
Finance Cost							1,143.13
							(1,278.78)
Taxation Expense							15,504.65
							(6,835.97)
Net Profit (before non controlling interest)							31,315.90
							(19,121.84)
Other Information							
a Total Assets							
Segment Assets	86,416.75	33,622.18	55,465.53	6,831.11	4,539.27	3,461.21	1,90,336.05
	(72,689.76)	(27,540.44)	(36,307.45)	(6,105.94)	(5,853.63)	(2,434.79)	(1,50,932.01)
Unallocated Corporate/Other Assets							32,711.26
							(30,221.69)
							2,23,047.31
							(1,81,153.70)
b Total Liabilities							
Segment Liabilities	26,414.95	7,214.52	4,703.79	1,118.16	3,012.96	395.30	42,859.68
	(23,563.22)	(6,097.17)	(3,468.85)	(980.56)	(3,167.06)	(554.72)	(37,831.58)
Unallocated Corporate/Other Liabilities							24,768.43
							(16,702.27)
							67,628.11
							(54,533.85)

Notes to Consolidated Financial Statements as at and for the year ended 31st March, 2022

42. The Company's Segment Information as at and for the year ended 31st March, 2022 are as below: (contd.) (₹ in Lacs)

Sl		Plywood	Laminate	MDF	Particle Board	CFS Services	Others	Total
c	Capital Expenditure	6,502.57	947.99	16,264.04	179.13	62.75	2.91	23,959.39
		(3,287.64)	(1,575.16)	(183.67)	(365.11)	(41.57)	(-)	(5,453.15)
	Unallocated Capital Expenditure							-
								(-)
d	Depreciation/ Amortisation	1,979.98	1,190.02	1,966.06	536.82	1,100.31	5.91	6,779.10
		(1,706.31)	(1,021.06)	(1,942.11)	(454.37)	(1,089.46)	(10.12)	(6,223.43)
	Unallocated Depreciation							649.07
								(641.65)
e	Geographical Segment							
	i. Revenue (Gross)							
	India							2,86,864.29
								(2,01,025.58)
	Overseas							15,838.15
								(12,010.55)
	ii. Carrying amount of Segment Assets							
	India							1,79,917.82
								(1,39,415.68)
	Overseas							10,418.23
								(11,516.33)

Note:- Previous years figures are in bracket

Notes:

(a) Business Segments: The reportable segments have been identified on the basis of the products of the Group. Operating Segment disclosed are consistent with the information provided to and reviewed by the Chief Operating Decision Maker (CODM). Accordingly, the Group has identified following business segments:

- Plywood - Plywood, Block-Board, Veneer & Timber
- Laminate - Decorative Laminates
- MDF - Plain & Pre-laminated Medium Density Fibre Boards
- Plain Particle Board - Plain & Pre-laminated Particle Board
- CFS Services - Container Freight Stations services
- Others - Mainly Trading of Chemicals and New Age Panel products

(b) The Group recognised revenue at point in time.

Notes to Consolidated Financial Statements as at and for the year ended 31st March, 2022

43.A The Subsidiary Companies considered in the Financial Statements are as follows:

Nature	Country of Incorporation	% Voting Power as on	% Voting Power as on
		31st March, 2022	31st March, 2021
Auro Sundram Ply & Door Pvt. Ltd.	India	51	51
Century MDF Ltd.	India	100	100
Ara Suppliers Pvt. Ltd.	India	80	80
Arham Sales Pvt. Ltd.	India	80	80
Adonis Vyaper Pvt. Ltd.	India	80	80
Apnapan Viniyog Pvt. Ltd.	India	80	80
Century Infotech Ltd.	India	99.99	60.06
Century Panels Ltd.	India	100	100
Asis Plywood Ltd.	India	100	100
Century Infra Ltd.	India	100	-
Centuryply Myanmar Pvt. Ltd.	Myanmar	100	100
Century Ply (Singapore) Pte Ltd.	Singapore	90.68	90.65
Century Gabon SUARL	Gabon	100	100
Century Huesoulin Plywood Lao Co. Ltd.	Laos	51	51
Century Ply Laos Co.Ltd.	Laos	90	90

43 B. Non-Controlling Interests (NCI)

The Group has following non-wholly owned subsidiaries:-

Name of the Entity	Principal Activity	County of Incorporation	Ownership interest held by the Group	
			31st March, 2022	31st March, 2021
Auro Sundram Ply & Door Pvt. Ltd.	Manufacturing	India	51	51
Ara Suppliers Pvt. Ltd.	Property	India	80	80
Arham Sales Pvt. Ltd.	Property	India	80	80
Adonis Vyaper Pvt. Ltd.	Property	India	80	80
Apnapan Viniyog Pvt. Ltd.	Property	India	80	80
Century Infotech Ltd.	Service	India	99.99	60.06
Century Ply (Singapore) Pte Ltd.	Trading	Singapore	90.68	90.65
Century Huesoulin Plywood Lao Co. Ltd.	Manufacturing	Laos	51	51
Century Ply Laos Co.Ltd.	Manufacturing	Laos	90	90

None of the above non-wholly owned subsidiary is material to the Group, therefore financial information about these non-wholly owned subsidiary are not disclosed separately.

44. Earning per Share (EPS)

In terms of Ind AS- 33 on "Earning Per Share" the calculation of EPS is given below: -

	2021-22	2020-21
Profit as per the Statement of Profit & Loss (₹ In Lacs)	31,315.90	19,121.84
Less: Non-controlling interest share in profit & loss	10.35	(24.90)
Profit attributable to owners of the Holding Company (₹ In Lacs)	31,305.55	19,146.74
Weighted average number of Equity Shares outstanding during the year	22,21,72,990	22,21,72,990
Nominal value of equity shares (₹)	1	1
Basic and Diluted earnings per share (EPS) (₹)	14.09	8.62

Notes to Consolidated Financial Statements as at and for the year ended 31st March, 2022

45. Additional disclosures relating to the requirement of revised Schedule III

- (i) No proceedings have been initiated on or are pending against the Holding Company and its subsidiaries incorporated in India for holding benami property under the Benami Transactions (Prohibition) Act, 1988 (45 of 1988) and Rules made thereunder.
- (ii) Holding Company and its subsidiaries incorporated in India has not been declared wilful defaulter by any bank or financial institution or government or any government authority.
- (iii) Holding Company and its subsidiaries incorporated in India has complied with the number of layers prescribed under the Companies Act, 2013.
- (iv) There is no undisclosed income under the Income Tax Act, 1961 for the year ending 31st March, 2022 and 31st March, 2021 which needs to be recorded in the books of account of Holding Company and its subsidiaries incorporated in India.
- (v) Holding Company and its subsidiaries incorporated in India has not traded or invested in crypto currency or virtual currency during the current or previous year.
- (vi) The borrowings obtained by the Holding Company and its subsidiaries incorporated in India from banks and financial institutions have been applied for the purposes for which such loans were taken.
- (vii) **Relationship with struck off companies**

Disclosure related to relationship of the Holding Company with a company which is struck off under Section 248 of the Companies Act, 2013 or Section 530 of Companies Act, 1956 as at 31 March, 2022 are as follows:

(₹ in Lacs)

Sl. No.	Name of struck off Company	Nature of transactions with struck off company	Balance outstanding as at 31st March, 2022	Balance outstanding as at 31st March, 2021	Relationship with the struck off company, if any
1	Relygn Technologies Pvt.Ltd.	Procurement of services	-	(0.07)	Vendor
2	Perfect Logicare Pvt.Ltd.	Procurement of services	-	-	Vendor
3	Elbi Consultancy (I) Pvt.Ltd.	Procurement of services	(0.01)	-	Vendor
4	Deepika Electronics & Engineering Pvt Ltd	Procurement of services	(0.43)	(0.43)	Vendor
5	Great Eastern Trading Co Ltd	Purchase of goods	-	-	Vendor
6	Print Express Pvt.Ltd.	Purchase of goods	(6.46)	(3.67)	Vendor
7	Stw Energy Max Pvt.Ltd.	Purchase of goods	-	-	Vendor
8	IDS Increation India Pvt Ltd.*	Sales of goods	1.95	1.95	Customer
9	Perfect Logicare Pvt. Ltd.	Sales of services	(0.08)	(0.08)	Customer
10	Seeds And Grains India Pvt. Ltd.	Sales of services	-	-	Customer

The above information is provided only for those struck off companies with whom transactions have taken place during the year ended 31st March, 2022 and year ended 31st March, 2021.

* No transactions entered during 2021-22 and 2020-21, only balance outstanding of earlier years.

Details of other struck off entities holding equity shares in the Holding Company is as below:

(₹ in Lacs)

Sl. No.	Name of struck off Company	No. of Shares held	Paid-up as at 31st March, 2022	Paid-up as at 31st March, 2021	Relationship with the struck off company, if any
1	Prava Buildcon Pvt. Ltd.	1100	-	1100.00	Equity shareholder
2	Mridul Securities Pvt. Ltd.	5	5.00	5.00	Equity shareholder
3	Dreams Comtrade Pvt. Ltd.	150	150.00	150.00	Equity shareholder

None of the above struck off companies are related parties.

Notes to Consolidated Financial Statements as at and for the year ended 31st March, 2022

45. Additional disclosures relating to the requirement of revised Schedule III (contd.)

- (viii) During the period ending 31st March, 2022 the Holding Company and its subsidiaries incorporated in India did not provide any Loans or advances in the nature of Loan which remained outstanding (repayable on demand or without specifying any terms or period of repayment) to specified persons (Nil as on 31st March, 2021.)
- (ix) The Holding Company and its subsidiaries incorporated in India has not entered into any scheme of arrangements which has an accounting impact on current or previous financial year.
- (x) **Utilisation of Borrowed Fund & Share Premium:**
- (i) The Holding Company and its subsidiaries incorporated in India have not advanced or loaned or invested funds to any other person(s) or entities, including foreign entities (Intermediaries) with the understanding that the Intermediary shall: (a) directly or indirectly lend or invest in other persons or entities identified in any manner whatsoever by or on behalf of the Holding Company and its subsidiaries incorporated in India (Ultimate Beneficiaries) or (b) provide any guarantee, security or the like to or on behalf of the Ultimate Beneficiaries.
- (ii) The Holding Company and its subsidiaries incorporated in India have not received any fund from any person(s) or entities, including foreign entities (Funding Party) with the understanding (whether recorded in writing or otherwise) that the Holding Company and its subsidiaries incorporated in India shall: (a) directly or indirectly lend or invest in other persons or entities identified in any manner whatsoever by or on behalf of the Funding Party (Ultimate Beneficiaries) or (b) provide any guarantee, security or the like on behalf of the Ultimate Beneficiaries.

46. The Indian Parliament has approved the Code on Social Security, 2020 which would impact the contributions by the Group towards Provident Fund and Gratuity. The Ministry of Labour and Employment has released draft rules for the Code on Social Security, 2020 on 13th November, 2020, and has invited suggestions from stakeholders which are under active consideration by the Ministry. The Group will assess the impact of the Code when it comes into effect and will record any related impact in the period when the Code becomes effective.

47. Additional Information pursuant to Schedule III of the Companies Act, 2013

Name of the company	Net Assets (Total Assets minus Total Liabilities)		Share in Profit & Loss		OCI		TCI	
	2021-22		2021-22		2021-22		2021-22	
	As % of consolidated Net assets	Net Assets	As % of consolidated Profit or Loss	Profit/ (Loss)	As % of consolidated OCI	OCI	As % of consolidated TCI	TCI
Parent Company*								
Century Plyboards (India) Limited	90.75%	1,41,048.48	103.83%	32,516.77	393.09%	(314.67)	103.09%	32,202.10
Indian Subsidiaries								
Direct Subsidiaries								
Adonis Vyaper Private Limited	0.11%	167.93	0.00%	(0.48)	0.00%	-	0.00%	(0.48)
Apnapan Viniyog Private Limited	0.11%	167.98	0.00%	(0.57)	0.00%	-	0.00%	(0.57)
Ara Suppliers Private Limited	0.11%	166.83	0.00%	(0.64)	0.00%	-	0.00%	(0.64)
Arham Sales Private Limited	0.11%	168.17	0.00%	(0.48)	0.00%	-	0.00%	(0.48)
Century Infotech Limited	0.02%	26.15	0.08%	25.03	0.00%	-	0.08%	25.03
Century MDF Limited	0.00%	1.34	0.00%	(0.40)	0.00%	-	0.00%	(0.40)
Auro Sundram Ply & Door Pvt. Ltd.	1.65%	2,566.89	0.19%	58.80	-19.09%	15.28	0.24%	74.08
Century Infra Ltd.	2.30%	3,567.93	-0.12%	(37.07)	0.00%	-	-0.12%	(37.07)

Notes to Consolidated Financial Statements as at and for the year ended 31st March, 2022

47. Additional Information pursuant to Schedule III of the Companies Act, 2013 (contd.)

Name of the company	Net Assets (Total Assets minus Total Liabilities)		Share in Profit & Loss		OCI		TCI	
	2021-22		2021-22		2021-22		2021-22	
	As % of consolidated Net assets	Net Assets	As % of consolidated Profit or Loss	Profit/(Loss)	As % of consolidated OCI	OCI	As % of consolidated TCI	TCI
Century Panels Ltd	0.00%	5.00	0.00%	-	0.00%	-	0.00%	-
Foreign Subsidiaries								
Direct Subsidiaries								
Centuryply Myanmar Pvt. Ltd.	2.90%	4,508.61	-2.11%	(659.67)	-159.71%	127.85	-1.70%	(531.82)
Century Ply (Singapore) Pte Ltd.	1.35%	2,097.72	-0.38%	(119.03)	-126.07%	100.92	-0.06%	(18.11)
Century Gabon SUARL	0.77%	1,191.02	-1.52%	(476.71)	21.15%	(16.93)	-1.58%	(493.64)
Non-Controlling Interest	-0.17%	(264.84)	0.03%	10.35	-9.37%	7.50	0.06%	17.85
Total	100.00%	1,55,419.20	100.00%	31,315.90	100.00%	(80.05)	100.00%	31,235.85

Name of the company	Net Assets (Total Assets minus Total Liabilities)		Share in Profit & Loss		OCI		TCI	
	2020-21		2020-21		2020-21		2020-21	
	As % of consolidated Net assets	Net Assets	As % of consolidated Profit or Loss	Profit/(Loss)	As % of consolidated OCI	OCI	As % of consolidated TCI	TCI
Parent Company*								
Century Plyboards (India) Limited	90.57%	1,14,685.02	100.57%	19,231.39	11.90%	(69.79)	103.38%	19,161.60
Indian Subsidiaries								
Direct Subsidiaries								
Adonis Vyaper Private Limited	0.13%	168.41	0.00%	(0.45)	0.00%	-	0.00%	(0.45)
Apnapan Viniyog Private Limited	0.13%	168.55	0.00%	(0.38)	0.00%	-	0.00%	(0.38)
Ara Suppliers Private Limited	0.13%	167.49	0.00%	(0.39)	0.00%	-	0.00%	(0.39)
Arham Sales Private Limited	0.13%	168.66	0.00%	(0.41)	0.00%	-	0.00%	(0.41)
Century Infotech Limited	0.00%	1.12	-0.04%	(8.01)	0.00%	-	-0.04%	(8.01)
Century MDF Limited	0.00%	1.74	0.00%	(0.27)	0.00%	-	0.00%	(0.27)
Auro Sundram Ply & Door Pvt. Ltd.	1.97%	2,492.79	-0.31%	(58.59)	-4.79%	28.09	-0.16%	(30.50)
Century Panels Ltd	0.00%	5.00	0.00%	-	-	-	0.00%	-

Notes to Consolidated Financial Statements as at and for the year ended 31st March, 2022

47. Additional Information pursuant to Schedule III of the Companies Act, 2013 (contd.)

Name of the company	Net Assets (Total Assets minus Total Liabilities)		Share in Profit & Loss		OCI		TCI	
	2020-21		2020-21		2020-21		2020-21	
	As % of consolidated Net assets	Net Assets	As % of consolidated Profit or Loss	Profit/(Loss)	As % of consolidated OCI	OCI	As % of consolidated TCI	TCI
Foreign Subsidiaries								
Direct Subsidiaries								
Centuryply Myanmar Pvt. Ltd.	3.98%	5,040.42	-0.95%	(182.32)	44.04%	(258.35)	-2.38%	(440.67)
Century Ply (Singapore) Pte Ltd.	1.70%	2,156.38	2.09%	400.44	53.09%	(311.41)	0.48%	89.03
Century Gabon SUARL	1.33%	1,684.65	-1.23%	(234.26)	-1.86%	10.90	-1.21%	(223.36)
Non-Controlling Interest	-0.10%	(120.38)	-0.13%	(24.90)	-2.38%	13.96	-0.06%	(10.94)
Total	100.00%	1,26,619.85	100.00%	19,121.84	100.00%	(586.60)	100.00%	18,535.24

48. The Company's subsidiary Century Ply (Singapore) PTE. Ltd. (CSPL) had made an aggregate investment of US\$ 328,644 (INR ₹241.55 lacs) in two of its subsidiaries in Laos which was written off during the current year. Further, outstanding advance of US\$ 4,878,532 (INR ₹3,698.42 Lacs) given to the two subsidiaries for purchase of trading goods have also been written off. The subsidiaries have incurred losses and are in capital deficiency as per the last audited financial statement for the year ended 31st March, 2022. These subsidiaries of CSPL were mainly engaged in operations to supply veneer and plywood but had to cease operations as the local laws banned export of veneer.

However, currently negotiations are on with a local operator to restart the operations in both the subsidiaries but the same has got delayed due to the present Covid-19 pandemic. Further, Independent valuation of the assets has been obtained which indicates that the realisable values of these assets are higher than their book value. Management is confident that the operations can restart once the covid-19 pandemic is under control. Thus the management is of the view that there is no further impairment loss on the carrying value of the investment in subsidiary.

49. Charity and Donations includes ₹100.00 Lacs (PY. 2020-21: ₹553.81 Lacs) paid to the political parties

50. Previous year's figures have been rearranged and/or regrouped, wherever necessary.

51. The financial statements have been approved by the Audit Committee at its meeting held on 16th May, 2022 and by the Board of Directors on the same date.

52. Notes to the Consolidated Financial Statements comprises of Information relevant for the Group.

For Singhi & Co.

Firm Registration No.- 302049E
Chartered Accountants

Rajiv Singhi

Partner
Membership No. 053518

Place: Kolkata
Date: 16th May, 2022

For and on behalf of the Board of Directors

Sajjan Bhajanka
Chairman & Managing Director
DIN: 00246043

Sanjay Agarwal
CEO & Managing Director
DIN: 00246132

Arun Kumar Julasaria
Chief Financial Officer

Sundeep Jhunjunwala
Company Secretary

Duplicate Se Raho Befikar

All Century Plyboards now come with unique QR codes. You can now verify its authenticity by scanning it using your CenturyPromise App!



Just tap on our app








Scan the QR Code and check authenticity of the products



Download e-Warranty
Check Offers & Promotions
Give your feedback

CORPORATE OFFICE: Century House, P-15/1, Taratala Road, Kolkata – 700088

 www.centuryply.com  customerhelpdesk@centuryply.com  1800-5722-122  +91 33 39403950  Century Plyboards India Limited

 Century Plyboards (India) Ltd.  Century Plyboards India Ltd  Century Plyboards (India) Limited  Century Plyboards (I) Limited

