



Galactico Corporate Services Limited

A SEBI Registered Category I Merchant Banker

Date: 05.05.2023

BSE Limited
25th Floor,
Phiroz Jeejeebhoy Towers,
Dalal Street, Fort,
Mumbai - 400 001
Scrip Code: 542802

Dear Sirs,

Sub. : Revised Financial Results for the Quarter and Year ended on March 31, 2023

Pursuant to Regulation 32 of the Securities and Exchange Board of India (Listing Obligations and Disclosure Requirements) Regulations, 2015 read with SEBI circular no. CIR/CFD/CMD1/162/2019 dated December 24, 2019 and with reference to email received from BSE dated 19.04.2023 with respect to Non-submission of Statement of Deviation(s) or Variation (s) for the quarter ended December 31, 2022 the Company hereby confirms, that there has been no deviation(s) or variation(s) in the use of the Proceeds raised through the Public Issue. Hence, the Statement of Deviation(s) or Variation(s) is not applicable to the Company.

Accordingly, the Company hereby files revised Financial Results (Standalone and Consolidated) for the Quarter and Year ended on March 31, 2023 along with Limited Review Report for the said period.

Kindly take the same on record.

Thanking you.

Yours faithfully,
For Galactico Corporate Services Limited



Riddhi Bheda
Company Secretary and Compliance Officer
Place: Nashik

Nashik: 68, 6th Floor, Business Bay, Shri. Hari Kute Marg, Tidke Colony, Nashik (MH) - 422002. Phone :+91 253-2952456

Pune: 409 & 410, 4th Floor, City Square, 29/2, Bhamburda, CTS 1723, Shivaji Nagar, Pune (MH) - 411005.

Email: info@galacticocorp.com | Website: www.galacticocorp.com

CIN No.: L74110MH2015PLC265578 | SEBI Registration No.: INM000012519

Independent Auditor's Report

Independent Auditor's Report on the Quarterly and Year to Date Audited Standalone Financial Results of Galactico Corporate Services Limited Pursuant to the Regulation 33 of the SEBI (Listing Obligations and Disclosure Requirements) Regulations, 2015, as amended

To
The Board of Directors of
Galactico Corporate Services Limited

REPORT ON THE AUDIT OF THE STANDALONE FINANCIAL RESULTS

OPINION

We have audited the accompanying statement of quarterly and year to date standalone financial results of **Galactico Corporate Services Limited** (the "Company") for the quarter ended March 31, 2023 and for the year ended March 31, 2023 ("Statement"), attached herewith, being submitted by the Company pursuant to the requirement of Regulation 33 of the Securities and Exchange Board of India (Listing Obligations and Disclosure Requirements) Regulations, 2015, as amended ("Listing Regulations").

In our opinion and to the best of our information and according to the explanations given to us, the aforesaid standalone annual financial results:

- I. are presented in accordance with the requirements of Regulation 33 of the Listing Regulations in this regard; and
- II. give a true and fair view in conformity with the applicable accounting standards and other accounting principles generally accepted in India, of the net profit, other comprehensive income and other financial information of the Company for the quarter ended March 31, 2023 and for the year ended March 31, 2023.

BASIS FOR OPINION

We conducted our audit in accordance with the Standards on Auditing (SAs) specified under section 143(10) of the Companies Act, 2013, as amended ("the Act"). Our responsibilities under those Standards are further described in the "Auditor's Responsibilities for the Audit of the Standalone Financial Results" section of our report. We are independent of the Company in accordance with the Code of Ethics issued by the Institute of Chartered Accountants of India together with the ethical requirements that are relevant to our audit of the financial statements under the provisions of the Act and the Rules thereunder, and we have fulfilled our other ethical responsibilities in accordance with these requirements and the ICAI's Code of Ethics. We believe that the audit evidence obtained by us is sufficient and appropriate to provide a basis for our opinion.



GRANDMARK & Associates

CHARTERED ACCOUNTANTS

406, Samruddhi Residency, Opp. To Hotel City Pride, Tilak Wadi, Nashik, Maharashtra – 422002

0253-2580699, 9021952339, vinitpicha@grandmarkca.com, vppicha999@yahoo.co.in

H.O.: 118, LGF, Navjivan Vihar, Malviya Nagar, New Delhi – 110017. www.grandmarkca.com, info@grandmarkca.com

Branches: New Delhi | Gurugram | Karnal | Mumbai | Panvel | Bengaluru | Chennai | Kolkata | Raipur | Hyderabad | Ludhiana | Rohtak | Ahmedabad | Pune | Navi Mumbai | Noida | Kotma | Jaipur | Jodhpur

MANAGEMENT'S RESPONSIBILITY FOR THE STANDALONE FINANCIAL RESULTS

The Statement has been prepared on the basis of the standalone annual financial statements.

The Board of Directors and the Management of the Company are responsible for the preparation and presentation of the Statement that gives a true and fair view of the net profit and other comprehensive income of the Company and other financial information in accordance with the applicable accounting standards prescribed under Section 133 of the Act read with relevant rules issued thereunder and other accounting principles generally accepted in India and in compliance with Regulation 33 of the Listing Regulations. This responsibility also includes maintenance of adequate accounting records in accordance with the provisions of the Act for safeguarding of the assets of the Company and for preventing and detecting frauds and other irregularities; selection and application of appropriate accounting policies; making judgments and estimates that are reasonable and prudent; and the design, implementation and maintenance of adequate internal financial controls, that were operating effectively for ensuring the accuracy and completeness of the accounting records, relevant to the preparation and presentation of the Statement that give a true and fair view and are free from material misstatement, whether due to fraud or error.

In preparing the Statement, the Board of Directors are responsible for assessing the Company's ability to continue as a going concern, disclosing, as applicable, matters related to going concern and using the going concern basis of accounting unless the Board of Directors either intends to liquidate the Company or to cease operations, or has no realistic alternative but to do so.

The Board of Directors are also responsible for overseeing the Company's financial reporting process.

AUDITOR'S RESPONSIBILITIES FOR THE AUDIT OF THE STANDALONE FINANCIAL RESULTS

Our objectives are to obtain reasonable assurance about whether the Statement as a whole is free from material misstatement, whether due to fraud or error, and to issue an auditor's report that includes our opinion. Reasonable assurance is a high level of assurance but is not a guarantee that an audit conducted in accordance with SAs will always detect a material misstatement when it exists. Misstatements can arise from fraud or error and are considered material if, individually or in the aggregate, they could reasonably be expected to influence the economic decisions of users taken on the basis of these Statement.

As part of an audit in accordance with SAs, we exercise professional judgment and maintain professional skepticism throughout the audit. We also:

- Identify and assess the risks of material misstatement of the Statement, whether due to fraud or error, design and perform audit procedures responsive to those risks, and obtain audit evidence that is sufficient and appropriate to provide a basis for our opinion. The risk of not detecting a material misstatement resulting from fraud is higher than for one resulting from error, as fraud may involve collusion, forgery, intentional omissions, misrepresentations, or the override of internal control.



- Obtain an understanding of internal control relevant to the audit in order to design audit procedures that are appropriate in the circumstances. Under Section 143(3)(i) of the Act, we are also responsible for expressing our opinion on whether the company has adequate internal financial controls with reference to financial statements in place and the operating effectiveness of such controls.
- Evaluate the appropriateness of accounting policies used and the reasonableness of accounting estimates and related disclosures made by the Board of Directors.
- Conclude on the appropriateness of the Board of Directors' use of the going concern basis of accounting and, based on the audit evidence obtained, whether a material uncertainty exists related to events or conditions that may cast significant doubt on the Company's ability to continue as a going concern. If we conclude that a material uncertainty exists, we are required to draw attention in our auditor's report to the related disclosures in the Statement or, if such disclosures are inadequate, to modify our opinion. Our conclusions are based on the audit evidence obtained up to the date of our auditor's report. However, future events or conditions may cause the Company to cease to continue as a going concern.
- Evaluate the overall presentation, structure and content of the Statement, including the disclosures, and whether the Statement represents the underlying transactions and events in a manner that achieves fair presentation.

We communicate with those charged with governance regarding, among other matters, the planned scope and timing of the audit and significant audit findings, including any significant deficiencies in internal control that we identify during our audit.

We also provide those charged with governance with a statement that we have complied with relevant ethical requirements regarding independence, and to communicate with them all relationships and other matters that may reasonably be thought to bear on our independence, and where applicable, related safeguards.

OTHER MATTER

The Statement includes the results for the quarter ended March 31, 2023 being the balancing figure between the audited figures in respect of the full financial year ended March 31, 2023 and the published unaudited year-to-date figures up to the third quarter of the current financial year, which were subjected to a limited review by us, as required under the Listing Regulations.



For M/s. G R A N D M A R K & Associates.
Chartered Accountants
(FRN: 011317N)

V P Picha



Vinit P. Picha
Partner
Membership No: 159938

Place : Nashik
Date : April 14, 2023
UDIN : 23159938BGWYXV1205

GALACTICO CORPORATE SERVICES LIMITED
CIN: L74110MH2015PLC265578
AUDITED STANDALONE BALANCE SHEET AS AT MARCH 31, 2023

(Rs. In Lakhs)

Sr. No	Particulars	As at March 31, 2023	As at March 31, 2022
A.	ASSETS		
1	Non-Current Assets		
(a)	Property Plant Equipment	716.75	744.40
(b)	Financial Assets	-	-
	(i) Investments	1,418.50	1,363.50
	(ii) Loans	-	-
	(iii) Others	-	-
(c)	Deferred Tax Assets (Net)	-	-
(d)	Other Non-Current Assets	-	-
	Total Non-Current Assets	2,135.25	2,107.90
2	Current Assets		
(a)	Inventories	-	-
(b)	Financial Assets	-	-
	(i) Investment	-	-
	(ii) Trade Receivables	42.17	34.50
	(iii) Cash and Cash Equivalents	27.83	13.47
	(iv) Loans	297.42	147.65
	(v) Others	2.60	2.60
(c)	Current Tax Assets (net)	6.20	3.62
(d)	Other Current Assets	49.83	12.56
	Total Non-Current Assets	426.05	214.41
	Total Assets	2,561.30	2,322.31
B.	EQUITY AND LIABILITIES		
1	Equity		
(a)	Equity Share Capital	1,490.11	1,146.24
(b)	Other Equity	280.67	484.76
	Equity	1,770.79	1,631.00
2	Liabilities		
2.1.	Non-Current Liabilities		
(a)	Financial Liabilities		
	(i) Borrowings	122.47	144.28
	(ii) Other financial Liabilities	8.00	8.00
(b)	Deferred Tax Liabilities (Net)	62.82	62.60
(c)	Other Non-Current Liabilities	-	-
	Total Non-Current Liabilities	193.29	214.88
2.2	Current Liabilities		
(a)	Financial Liabilities		
	(i) Borrowings	149.29	24.38
	(ii) Trade Payables	36.92	23.11
	(iii) Other Financial Liabilities	-	20.71
(b)	Other Current Liabilities	403.91	403.80
(c)	Provisions	7.10	4.44
(d)	Current Tax Liabilities (net)	-	-
	Total Current Liabilities	597.22	476.43
	Total Equity and Liabilities	2,561.30	2,322.31




GALACTICO CORPORATE SERVICES LIMITED
CIN: L74110MH2015PLC265578

STATEMENT OF STANDALONE FINANCIAL RESULTS FOR THE QUARTER AND YEAR ENDED MARCH 31, 2023

Sr. No.	Particulars	Rs. in Lakhs (except per share data)			
		Quarter ended		Year ended	
		March 31, 2023	December 31, 2022	March 31, 2023	March 31, 2022
1	Income				
(a)	Revenue from Operations (Net of taxes)	120.47	37.04	312.52	325.90
(b)	Other Income	13.80	34.27	108.26	135.22
	Total Income	134.27	71.31	420.79	461.12
2	Expenses				
(a)	Cost of Materials consumed	-	-	-	-
(b)	Purchases of Stock in trade	-	-	-	-
(c)	Change in Inventories of Finished goods, Work-in-Progress and Stock-in-Trade	13.26	12.04	44.35	43.81
(d)	Employee Benefits Expense	6.00	5.75	21.72	20.48
(e)	Finance Cost	9.04	9.22	36.51	34.34
(f)	Depreciation and Amortisation Expense	43.87	37.09	138.28	123.48
(g)	Other Expenses	-	-	-	-
	Total Expenses	72.17	64.10	240.86	222.10
3	Profit before Tax and Exceptional Items	62.10	7.21	179.92	239.01
4	Exceptional Items	-	-	-	-
5	Profit before tax	62.10	7.21	179.92	239.01
6	Tax expense				
(a)	Current Tax	7.20	4.17	39.92	56.92
(b)	(Excess)/short provision for earlier years	-	-	-	0.13
(c)	Deferred Tax	1.57	1.52	0.22	13.13
7	Profit for the period	53.34	1.51	139.78	168.83
8	Other Comprehensive Income (OCI)				
	Total Other Comprehensive Income (OCI)	-	-	-	-
9	Total Comprehensive Income for the period	53.34	1.51	139.78	168.83
10	Details of Equity Share Capital				
	Paid Up Equity Share Capital [Face value of Rs. 1/- each (Previously Face value of Rs. 10/- each)]	1,490.11	1,490.11	1,490.11	1,146.24
11	Earning per equity share (Face Value of Rs. 1 each) (Not Annualised for the quarter/ year) [before and after exceptional items]				
(a)	Basic (Rs.)	0.04	0.00	0.09	0.11
(b)	Diluted (Rs.)	0.04	0.00	0.09	0.11

See accompanying notes to the Financial Results

P. D. Singh



GALACTICO CORPORATE SERVICES LIMITED

CIN: L74110MH2015PLC265578

AUDITED STANDALONE CASH FLOW STATEMENT FOR THE YEAR ENDED MARCH 31, 2023

PARTICULARS		As at March 31, 2023	As at March 31, 2022
		Audited	Audited
i)	CASH FLOW FROM OPERATING ACTIVITIES		
	Net Profit before Tax	179.92	239.01
	<u>Adjustments for Non-Cash and Non-Operating Items</u>		
	<u>Add:</u> Depreciation and amortisation	36.51	34.34
	Interest Expense	21.72	20.48
	<u>Less:</u> Interest Income	(84.00)	(107.44)
	Leave & License Fees Received	(24.00)	(27.57)
	Operating profit / (loss) before working capital changes	130.15	158.82
	<u>Changes in Working Capital:</u>		
	<u>Adjustments for (increase) / decrease in operating assets:</u>		
	Trade Receivables	(7.67)	2.73
	Loans and Advances	(149.77)	239.33
	Other Financial Assets	-	1.45
	Current Tax Assets (net)	(2.58)	14.06
	Other Current Assets	(37.27)	(1.92)
	<u>Adjustments for increase / (decrease) in operating liabilities:</u>		
	Trade Payables	13.81	21.65
	Other Financial Liability	-	1.71
	Other Current Liabilities	0.11	335.43
	Provisions	2.67	2.92
Current Tax Liabilities	-	(0.53)	
Cash generated from operations	(50.55)	776	
<u>Less:</u> Net income tax (paid) / refunds	(39.92)	(57.05)	
Exceptional/Extra ordinary Items			
NET CASH FLOW FROM OPERATING ACTIVITIES	(90.47)	718.58	
ii)	CASH FLOW FROM INVESTING ACTIVITIES		
	Capital expenditure on fixed assets, including capital advances	(8.86)	(22.74)
	Leave & License Fees received	24.00	27.57
	Interest received	84.00	107.44
	Purchase of Share /(Sale of Shares)	(55.00)	(800.00)
	Securities Deposit received	-	(2.00)
	NET CASH FLOW FROM INVESTING ACTIVITIES	44.14	(689.73)
iii)	CASH FLOW FROM FINANCING ACTIVITIES		
	Finance cost	(21.72)	(20.48)
	Short term Borrowings	104.21	24.38
	Long term Borrowings	(21.80)	(20.71)
	NET CASH FLOW FROM FINANCING ACTIVITIES	60.68	(16.81)
NET CASH FLOW FROM OPERATING, INVESTING AND FINANCING ACTIVITIES		14.35	12.04
<u>Add:</u> Cash and cash equivalents at the beginning of the year			
Cash in Hand	0.27	1.07	
Cash at Bank	13.20	0.36	
Balances held with bank	-	-	
<u>Less:</u> Cash and cash equivalents at the end of the year			
Cash in Hand	0.49	0.27	
Cash at Bank	27.34	13.20	
Balances held with bank	-	-	
Reconciliation of cash and cash equivalents with Balance Sheet			
Cash and cash equivalents as per Balance Sheet	27.83	13.47	
<u>Less:</u> Deposits with Banks with original maturity of 3-12 months	-	-	
Cash and cash equivalents at the end of year as per cash flow	27.83	13.47	



Additional information pursuant to Regulation 52(4) and 54(3) of the Securities Exchange Board of India (Listing Obligations and disclosure Requirements) Regulations, 2015, as amended as at and for the Quarter / twelve month ended on March 31, 2023.

Particulars	Quarter ended as on March 31, 2023	Quarter ended as on December 31, 2022	Year ended as on March 31, 2023	Year ended as on March 31, 2022
Debt-equity ratio (Total Debt/Total Equity)	0.15	0.16	0.15	0.12
Debt service coverage ratio (Earnings before Interest, tax and exceptional items/ Finance cost + Principal repayments made during the period for long term loans)	6.00	1.18	4.75	6.57
Interest service coverage ratio (Earnings before Interest, tax and exceptional items/ Interest expense)	11.36	2.25	9.28	12.67
Current ratio (Current assets/Current liabilities)	0.71	0.73	0.71	0.45
Long term debt to working capital (Non-current borrowings / Current assets less current liabilities)	(0.72)	(0.91)	(0.72)	(0.55)
Current liability ratio (Total current liabilities/ Total liabilities)	0.75	0.74	0.75	0.69
Total debts to total assets (Total debt/ Total assets)	0.11	0.11	0.11	0.08
Debtor turnover (in days) (trade receivables / Total revenue from operations*365)	31.51	71.00	49.25	38.64
Operating margin (in %) Earnings before interest, tax and exceptional items less other income / Total revenue from operations)	45.07%	-57.53%	29.88%	38.13%
Net profit margin (in %) (Earnings after tax and exceptional items / Total revenue from operations)	44.27%	4.07%	44.73%	51.81%
Net worth (Equity share capital and other equity)	17,70,78,517	17,17,44,990	17,70,78,517	16,31,00,091
Bad debts to account receivable ratio			Not Applicable	
Inventory turnover			Not Applicable	
Debenture Redemption Reserve			Not Applicable	
Capital Redemption Reserve			Not Applicable	
Outstanding Redeemable Preference shares			Not Applicable	



Independent Auditor's Report

Independent Auditor's Report on the Quarterly and Year-to-Date Audited Consolidated Financial Results of Galactico Corporate Services Limited Pursuant to the Regulation 33 of the SEBI (Listing Obligations and Disclosure Requirements) Regulations, 2015, as amended

To
The Board of Directors of
Galactico Corporate Services Limited

REPORT ON THE AUDIT OF THE CONSOLIDATED FINANCIAL RESULTS

OPINION

We have audited the accompanying statement of quarterly and year to date consolidated financial results of **Galactico Corporate Services Limited** (the "Holding Company"), its subsidiaries (the Holding Company and its subsidiaries together referred to as "the Group"), for the quarter ended March 31, 2023 and for the year ended March 31, 2023 ("Statement"), attached herewith, being submitted by the Holding Company pursuant to the requirement of Regulation 33 of the Securities and Exchange Board of India (Listing Obligations and Disclosure Requirements) Regulations, 2015, as amended ("Listing Regulations").

In our opinion and to the best of our information and according to the explanations given to us, and based on the consideration of the reports of the other auditors on separate financial statements/ financial information of subsidiaries, the Statement:

- I. includes the results of the following entities:
Subsidiaries -
 - a. Instant Finserve Private Limited "IFPL"
 - b. Seven Hills Beverages Limited "SHBL"
 - c. Palwe Pest Control Private Limited "PPCPL" &
 - d. Beembox Technologies Private Limited "BTPL".
- II. is presented in accordance with the requirements of Regulation 33 of the Listing Regulations in this regard; and
- III. gives a true and fair view in conformity with the applicable accounting standards and other accounting principles generally accepted in India, of the net profit, other comprehensive income and other financial information of the Group for the quarter ended March 31, 2023 and for the year ended March 31, 2023.



GRANDMARK & Associates

CHARTERED ACCOUNTANTS

406, Samruddhi Residency, Opp. To Hotel City Pride, Tilak Wadi, Nashik, Maharashtra – 422002

0253-2580699, 9021952339, vinitpicha@grandmarkca.com, vppicha999@yahoo.co.in

H.O.: 118, LGF, Navjivan Vihar, Malviya Nagar, New Delhi – 110017. www.grandmarkca.com, info@grandmarkca.com

Branches: New Delhi | Gurugram | Karnal | Mumbai | Panvel | Bengaluru | Chennai | Kolkata | Raipur | Hyderabad | Ludhiana | Rohtak | Ahmedabad | Pune | Navi Mumbai | Noida | Kotma | Jaipur | Jodhpur

BASIS FOR OPINION

We conducted our audit in accordance with the Standards on Auditing (SAs) specified under section 143(10) of the Companies Act, 2013, as amended ("the Act"). Our responsibilities under those Standards are further described in the "Auditor's Responsibilities for the Audit of the Consolidated Financial Results" section of our report. We are independent of the Group in accordance with the Code of Ethics issued by the Institute of Chartered Accountants of India together with the ethical requirements that are relevant to our audit of the financial statements under the provisions of the Act and the Rules thereunder, and we have fulfilled our other ethical responsibilities in accordance with these requirements and the ICAI's Code of Ethics. We believe that the audit evidence obtained by us, and other auditors in terms of their reports referred to in "Other Matter" paragraph below, is sufficient and appropriate to provide a basis for our opinion.

MANAGEMENT'S RESPONSIBILITY FOR THE CONSOLIDATED FINANCIAL RESULTS

The Statement has been prepared on the basis of the consolidated annual financial statements.

The Board of Directors and the Management of the Holding Company are responsible for the preparation and presentation of the Statement that gives a true and fair view of the net profit and other comprehensive income and other financial information of the Group in accordance with the applicable accounting standards prescribed under Section 133 of the Act read with relevant rules issued thereunder and other accounting principles generally accepted in India and in compliance with Regulation 33 of the Listing Regulations. The respective Board of Directors of the companies included in the Group are responsible for maintenance of adequate accounting records in accordance with the provisions of the Act for safeguarding of the assets of the Company and for preventing and detecting frauds and other irregularities; selection and application of appropriate accounting policies; making judgments and estimates that are reasonable and prudent; and the design, implementation and maintenance of adequate internal financial controls, that were operating effectively for ensuring the accuracy and completeness of the accounting records, relevant to the preparation and presentation of the Statement that give a true and fair view and are free from material misstatement, whether due to fraud or error, which have been used for the purpose of preparation of the Statement by the Directors of the Holding Company, as aforesaid.

In preparing the Statement, the respective Board of Directors of the companies included in the Group are responsible for assessing the ability of the Group to continue as a going concern, disclosing, as applicable, matters related to going concern and using the going concern basis of accounting unless the respective Board of Directors either intends to liquidate the Group or to cease operations, or has no realistic alternative but to do so.

The respective Board of Directors of the companies included in the Group are also responsible for overseeing the financial reporting process of the Group.

AUDITOR'S RESPONSIBILITIES FOR THE AUDIT OF THE CONSOLIDATED FINANCIAL RESULTS



Our objectives are to obtain reasonable assurance about whether the Statement as a whole is free from material misstatement, whether due to fraud or error, and to issue an auditor's report that includes our opinion. Reasonable assurance is a high level of assurance but is not a guarantee that an audit conducted in accordance with SAs will always detect a material misstatement when it exists. Misstatements can arise from fraud or error and are considered material if, individually or in the aggregate, they could reasonably be expected to influence the economic decisions of users taken on the basis of the Statement.

As part of an audit in accordance with SAs, we exercise professional judgment and maintain professional skepticism throughout the audit. We also:

- Identify and assess the risks of material misstatement of the Statement, whether due to fraud or error, design and perform audit procedures responsive to those risks, and obtain audit evidence that is sufficient and appropriate to provide a basis for our opinion. The risk of not detecting a material misstatement resulting from fraud is higher than for one resulting from error, as fraud may involve collusion, forgery, intentional omissions, misrepresentations, or the override of internal control.
- Obtain an understanding of internal control relevant to the audit in order to design audit procedures that are appropriate in the circumstances. Under Section 143(3)(i) of the Act, we are also responsible for expressing our opinion on whether the company has adequate internal financial controls with reference to financial statements in place and the operating effectiveness of such controls.
- Evaluate the appropriateness of accounting policies used and the reasonableness of accounting estimates and related disclosures made by the Board of Directors.
- Conclude on the appropriateness of the Board of Directors' use of the going concern basis of accounting and, based on the audit evidence obtained, whether a material uncertainty exists related to events or conditions that may cast significant doubt on the ability of the Group to continue as a going concern. If we conclude that a material uncertainty exists, we are required to draw attention in our auditor's report to the related disclosures in the Statement or, if such disclosures are inadequate, to modify our opinion. Our conclusions are based on the audit evidence obtained up to the date of our auditor's report. However, future events or conditions may cause the Group to cease to continue as a going concern.
- Evaluate the overall presentation, structure and content of the Statement, including the disclosures, and whether the Statement represents the underlying transactions and events in a manner that achieves fair presentation.
- Obtain sufficient appropriate audit evidence regarding the financial information of the entities within the Group of which we are the independent auditors and whose financial information we have audited, to express an opinion on the Statement. We are responsible for the direction, supervision and performance of the audit of the financial information of such entities included in the Statement of which we are the independent auditors. For the other entities included in the



Statement, which have been audited by other auditors, such other auditors remain responsible for the direction, supervision and performance of the audits carried out by them. We remain solely responsible for our audit opinion.

We communicate with those charged with governance of the Holding Company and such other entities included in the Statement of which we are the independent auditors regarding, among other matters, the planned scope and timing of the audit and significant audit findings, including any significant deficiencies in internal control that we identify during our audit. We also provide those charged with governance with a statement that we have complied with relevant ethical requirements regarding independence, and to communicate with them all relationships and other matters that may reasonably be thought to bear on our independence, and where applicable, related safeguards.

We also performed procedures in accordance with the Circular No. CIR/CFD/CMD1/44/2019 dated March 29, 2019 issued by the Securities Exchange Board of India under Regulation 33 (8) of the Listing Regulations, to the extent applicable.

OTHER MATTER

We draw attention to following matters:

- I. The Statement includes the results for the quarter ended March 31, 2023 being the balancing figures between the audited figures in respect of the full financial year ended March 31, 2023 and the published unaudited year-to-date figures up to the end of the third quarter of the current financial year, which were subjected to a limited review by us, as required under the Listing Regulations.

- II. The consolidated financial results include the audited financial results of 4 subsidiaries, whose financial statements/ financial information reflect total assets of Rs. 4,778.66 Lakhs as at March 31, 2023, total revenue of Rs. 3,260.18 lakhs, net profit/(loss) after tax of Rs. 834.58 lakhs and total comprehensive income/ (loss) of Rs. 27.97 lakhs for the year ended March 31, 2023 as considered in the consolidated financial results, which have been audited by their respective auditors. The independent Auditor's reports on financial statements/ financial information of these entities have been furnished to us and our opinion on the consolidated financial results, in so far it relates to amount and disclosures included in respect of these entities, is based solely on the report of such auditors.



Our opinion on the consolidated Financial Results is not modified in respect of the above matters with respect to our reliance on the work done and the reports of the other auditors and the Financial Results/financial information certified by the Board of Directors.

For M/s. G R A N D M A R K & Associates.
Chartered Accountants
(FRN: 011317N)

VPPicha

Vinit P. Picha
Partner
Membership No: 159938



Place : Nashik
Date : April 14, 2023
UDIN : 23159938BGWYXW4482


GALACTICO CORPORATE SERVICES LIMITED

CIN: L74110MH2015PLC265578

AUDITED CONSOLIDATED BALANCE SHEET AS AT MARCH 31, 2023

(Rs. In Lakhs)

Sr. No	Particulars	As at March 31, 2023	As at March 31, 2022
A.	ASSETS		
1	Non-Current Assets		
(a)	Property Plant Equipment	1,594.82	1,509.68
(b)	Intangible assets under development	90.98	-
(c)	Financial Assets		
	(i) Investments	105.31	695.07
	(ii) Loans	18.42	13.46
	(iii) Others	-	-
(d)	Deferred Tax Assets (Net)	-	-
(e)	Other Non-Current Assets	-	1.70
	Total Non-Current Assets	1,809.53	2,219.91
2	Current Assets		
(a)	Inventories	90.24	37.56
(b)	Financial Assets		
	(i) Investment	-	-
	(ii) Trade Receivables	315.57	282.25
	(iii) Cash and Cash Equivalents	47.82	389.47
	(iv) Loans	2,303.08	1,353.84
	(v) Others	7.28	150.42
(c)	Current Tax Assets (Net)	41.22	220.76
(d)	Other Current Assets	787.47	633.81
	Total Current Assets	3,592.69	3,068.11
	Total Assets	5,402.22	5,288.03
B.	EQUITY AND LIABILITIES		
1	Equity		
(a)	Equity Share Capital	1,490.11	1,146.24
(b)	Other Equity	1,466.13	1,010.40
(c)	Non-Controlling Interest	370.32	345.16
	Equity	3,326.57	2,501.81
2	Liabilities		
2.1.	Non-Current Liabilities		
(a)	Financial Liabilities		
	(i) Borrowings	258.56	263.38
	(ii) Other financial Liabilities	18.00	8.00
(b)	Deferred Tax Liabilities (Net)	98.24	103.22
(c)	Other Non-Current Liabilities	18.71	11.60
	Total Non-Current Liabilities	393.52	386.20
2.2	Current Liabilities		
(a)	Financial Liabilities		
	(i) Borrowings	376.77	388.70
	(ii) Trade Payables	262.44	264.92
	(iii) Other Financial Liabilities	-	20.71
(b)	Other Current Liabilities	987.94	1,680.62
(c)	Provisions	54.99	45.08
(d)	Current Tax Liabilities (Net)	-	-
	Total Current Liabilities	1,682.14	2,400.02
	Total Equity and Liabilities	5,402.22	5,288.03



GALACTICO CORPORATE SERVICES LIMITED

CIN: L74110MH2015PLC265578

STATEMENT OF CONSOLIDATED FINANCIAL RESULTS FOR THE QUARTER AND YEAR ENDED MARCH 31, 2023

Rs. In Lakhs (except per share data)

Sr. No.	Particulars	Quarter Ended		Year Ended	
		March 31, 2023		March 31, 2023	
		Audited	Unaudited	Audited	Audited
1	Income				
(a)	Revenue from Operations (Net of taxes)	1,666.87	582.81	3,441.67	1,985.49
(b)	Other Income	42.20	44.76	155.01	175.07
	Total Income	1,709.07	627.58	3,596.68	2,160.56
2	Expenses				
(a)	Cost of Materials consumed	338.61	340.14	1,361.66	957.85
(b)	Direct Expenses	53.68	30.95	130.33	83.53
(c)	Changes in inventories of finished goods, Work in Progress and Stock in Trade	86.67	(50.31)	(52.68)	5.74
(d)	Employee Benefits Expense	147.27	132.48	479.15	404.67
(e)	Finance Cost	16.31	17.93	69.51	56.04
(f)	Depreciation and Amortisation Expenses	22.93	25.38	97.60	105.77
(g)	Other Expenses	118.68	57.46	275.19	169.68
	Total Expenses	784.14	554.01	2,360.76	1,783.29
3	Profit before Tax and Exceptional Items	924.93	73.56	1,235.92	377.27
4	Exceptional Items	-	-	-	-
5	Profit before tax	924.93	73.56	1,235.92	377.27
6	Tax expense				
(a)	Current Tax	202.18	27.20	266.37	88.13
(b)	(Excess)/short provision for earlier years	(1.10)	-	(0.02)	5.23
(c)	Deferred Tax	(9.38)	4.39	(4.79)	14.92
7	Profit for the period	733.22	41.97	974.36	268.99
8	Profit from Associates	-	-	-	184.13
9	Profit for the period after considering Associate's share of profit	733.22	41.97	974.36	453.12
10	Other Comprehensive Income (OCI)				
	Remeasurement of post-employment benefit obligation	(5.02)	-	(5.02)	(2.16)
	Fair Value Measurement of Non - Current Investments	44.68	(7.23)	32.99	23.91
	Total Other Comprehensive Income (OCI)	39.66	(7.23)	27.97	21.75
11	Total Comprehensive Income for the period	772.88	34.75	1,002.33	474.87
12	Total Comprehensive Income for the period attributable to:				
	(a) Owners of the Company	785.69	91.02	977.62	432.39
	(b) Non-Controlling Interest	(12.82)	11.41	24.71	42.48
13	Details of Equity Share Capital				
	Paid Up Equity Share Capital [Face value of Rs. 1/- each (Previously Face value of Rs. 10/- each)]	1,490.11	1,490.11	1,490.11	1,146.24
14	Earning per equity share (Face Value of Rs. 1 each) (Not Annualised for the quarter/half year) (before and after exceptional items)				
(a)	Basic	0.49	0.03	0.67	0.32
(b)	Diluted	0.49	0.03	0.67	0.32
	See accompanying notes to the Financial Results				



GALACTICO CORPORATE SERVICES LIMITED

CIN: L74110MH2015PLC265578

AUDITED CONSOLIDATED CASH FLOW STATEMENT FOR THE YEAR ENDED MARCH 31, 2023

PARTICULARS	As at March 31, 2023	As at March 31, 2022
	Audited	Audited
I) CASH FLOW FROM OPERATING ACTIVITIES		
Net Profit before Tax	1,235.92	377.27
<u>Adjustments for Non-Cash and Non-Operating Items</u>		
<u>Add:</u> Other Comprehensive Income	27.97	1.33
Depreciation and amortisation	97.60	105.77
(Profit)/ loss on sale of asset	53.07	0.00
Dividend Received	1.73	(2.38)
Finance costs	153.51	163.14
<u>Less:</u> Interest Income	28.85	(239.86)
Leave & License Fees Received	(24.00)	(27.57)
Operating profit / (loss) before working capital changes	1,574.65	377.72
<u>Changes in Working Capital:</u>		
<u>Adjustments for (increase) / decrease in operating assets:</u>		
Inventories	(34.76)	5.74
Trade Receivables	(78.47)	(13.47)
Loans and Advances	(1,265.94)	(378.04)
Other Financial Assets	139.11	(1.84)
Non Current Investments	-	(1.51)
Other Non-current Assets	1.70	1.70
Current Tax Assets (net)	224.13	(367.69)
Other Current Assets	(149.19)	(38.99)
<u>Adjustments for increase / (decrease) in operating liabilities:</u>		
Trade Payables	(6.41)	45.34
Other Financial Liabilities	10.00	1.71
Other Current Liabilities	665.09	1,448.79
Provisions	7.05	0.97
Current Tax Liabilities	-	-
Cash generated from operations	(257.31)	1,080.42
<u>Less:</u> Net income tax (paid) / refunds	(266.54)	(87.70)
Exceptional/Extra ordinary Items	-	-
NET CASH FLOW FROM OPERATING ACTIVITIES	(523.85)	992.72
II) CASH FLOW FROM INVESTING ACTIVITIES		
Capital expenditure on fixed assets, including capital advances	(295.12)	(77.74)
(Increase)/Decrease in Non-current Investments	405.64	(112.40)
Leave & License Fees received	24.00	27.57
Interest received	(28.85)	239.86
Dividend Received	(1.73)	2.38
Purchase of Share /(Sale of Shares)	(55.00)	(800.00)
Securities Deposit received	-	(2.00)
NET CASH FLOW FROM INVESTING ACTIVITIES	48.94	(722.34)
III) CASH FLOW FROM FINANCING ACTIVITIES		
Finance cost	(153.51)	(163.14)
Issue of Shares (Application Money)	-	-
Excess Securities Premium	-	-
Listing expenses	-	-
Short term Borrowings	246.32	(533.53)
Long term Borrowings	(19.21)	808.35
NET CASH FLOW FROM FINANCING ACTIVITIES	73.60	111.68
NET CASH FLOW FROM OPERATING, INVESTING AND FINANCING ACTIVITIES	(401.31)	382.06
<u>Add: Cash and cash equivalents at the beginning of the year</u>		
Cash in Hand	19.99	4.08
Cash at Bank	375.08	3.33
Balances held with bank	-	-
<u>Less: Cash and cash equivalents at the end of the year</u>		
Cash in Hand	12.74	19.99
Cash at Bank	36.02	369.48
Balances held with bank	-	-
Reconciliation of cash and cash equivalents with Balance Sheet		
Cash and cash equivalents as per Balance Sheet	48.76	389.47
<u>Less:</u> Deposits with Banks with original maturity of 3-12 months	-	-
Cash and cash equivalents at the end of year as per cash flow	48.76	389.47



GALACTICO CORPORATE SERVICES LIMITED

Additional information pursuant to Regulation 52(4) and 54(3) of the Securities Exchange Board of India (Listing Obligations and disclosure Requirements) Regulations, 2015, as amended as at and for the Quarter / twelve month ended on March 31, 2023.

Particulars	Quarter ended as on March 31, 2023	Quarter ended as on December 31, 2022	Year ended as on March 31, 2023	Year ended as on March 31, 2022
Debt-equity ratio (Total Debt/Total Equity)	0.19	0.43	0.19	0.26
Debt service coverage ratio (Earnings before Interest, tax and exceptional items/ Interest expense + Principal repayments made during the period for long term loans)	25.94	2.44	8.55	3.52
Interest service coverage ratio (Earnings before Interest, tax and exceptional items/ Interest expense)	57.72	5.10	18.78	7.73
Current ratio (Current assets/Current liabilities)	2.14	1.25	2.14	1.28
Long term debt to working capital (Non-current borrowings / Current assets less current liabilities)	0.14	0.36	0.14	0.39
Current liability ratio (Total current liabilities/ Total liabilities)	0.81	0.88	0.81	0.86
Total debts to total assets (Total debt/ Total assets)	0.12	0.19	0.12	0.12
Debtor turnover (in days) (Trade receivables / Total revenue*365)	17.04	53.20	33.47	51.89
Operating margin (in %) Earnings before interest, tax and exceptional items less other income / Total revenue from operations)	53.94%	8.02%	33.43%	13.01%
Net profit margin (in %) (Earnings after tax and exceptional items / Total revenue from operations)	43.99%	7.20%	28.31%	22.82%
Net worth (Equity share capital and other equity)	33,26,56,555	27,11,91,511	33,26,56,555	25,01,80,514
Inventory Turnover Ratio (Cost of material consumed / inventory)	15.01	7.69	15.09	25.50
Bad debts to account receivable ratio	Not Applicable			
Debenture Redemption Reserve	Not Applicable			
Capital Redemption Reserve	Not Applicable			
Outstanding Redeemable Preference shares	Not Applicable			



Galactico Corporate Services Limited
Note on Operating Segments

Information given in accordance with the requirements of Ind AS 108 on Operating Segments:

Business Segment

The chief operating decision maker (CODM) has identified four primary business segments viz. Investment Banking, Financial Services & Investment, Packaged Drinking Water, Bottles, Manufacturing and Pest Control Services. These segments have been identified and reported taking into account the nature of the products/services, the differing risks and returns, the organisational structure and internal business reporting system.




- Investment Banking Segment - Engaged in Investment Banking, Issue Management Activities whereby the Company provide services to the Mkt-cap, SME and Startup segment.
- Financial Services & Investment Segment - Engaged in Financial Services and Investments.
- Packaged Drinking Water Bottles Manufacturing Segment - Engaged in business of manufacturing packaged drinking water.
- Pest Control Services Segment - Engaged in rendering pest control services to corporate, societies and household.

1. Revenue and expenses have been identified to a segment on the basis of direct relationship to operating activities of the segment. Expenditure which are not directly identifiable but has a relationship to the operating activities of the segment are allocated on a reasonable basis
2. Revenue and expenses which relate to enterprise as a whole and are not allocable to a segment on reasonable basis have been disclosed as "Unallocable".
3. Segment assets and segment liabilities represent assets and liabilities of respective segment. Investments, tax related assets/liabilities and other common assets and liabilities that cannot be allocated to a segment on reasonable basis have been disclosed as "Unallocable".
4. Inter segment transfer consists of material, labour and overhead which are recorded at cost.

Information given in accordance with the requirements of Ind AS 108 on Operating Segments on the basis of Consolidated Financials

Particulars	Quarter ended		Year ended	
	March 31, 2023	December 31, 2022	March 31, 2023	Year ended March 31, 2022
Segment Value of Sales and Services (Revenue)				
- Investment Banking	120.47	37.04	312.52	325.90
- Financial Services & Investment	983.87	-	983.87	-
- Packaged Drinking Water Bottle Manufacturing	313.84	314.57	1,315.70	874.38
- Pest Control Services	268.81	231.29	849.86	785.22
- Unallocable segment	-	-	-	-
Gross Value of Sales and Services	1,686.99	582.90	3,441.95	1,985.40
Less: Inter-Segment Revenue	-	-	-	-
External Revenue of Sales and Services	1,686.99	582.90	3,441.95	1,985.40
Other Revenue	42.20	44.76	155.01	28.12
Total Revenue of Sales and Services	1,729.20	627.66	3,596.96	2,013.51
Segment Results (EBITDA)				
- Investment Banking	77.14	16.43	238.15	396.83
- Financial Services & Investment	993.69	23.97	1,074.00	16.73
- Packaged Drinking Water Bottle Manufacturing	48.60	42.24	95.82	88.58
- Pest Control Services	50.30	35.71	79.32	140.31
- Unallocable segment	-	-	0.26	-
Total Segment Results (EBITDA)	971.93	70.70	1,487.29	642.45
Finance Costs	16.31	17.93	69.51	56.04
Profit Before Exceptional Item and Tax	924.93	73.56	1,235.92	581.40
Exceptional Item (Net of Taxes)	-	-	-	-
Profit Before Tax	924.93	73.56	1,235.92	581.40
(i) Current Tax	202.18	27.20	266.37	86.13
(ii) Deferred Tax	9.38	4.39	4.79	14.92
Profit After Tax	732.22	41.97	974.96	452.12
Segment Assets				
- Investment Banking	2,555.10	2,524.63	2,555.10	2,322.31
- Financial Services & Investment	2,713.70	3,231.61	2,713.70	2,560.82
- Packaged Drinking Water Bottle Manufacturing	936.39	1,006.20	936.39	957.25
- Pest Control Services	1,031.28	1,157.46	1,031.28	984.72
- Unallocable segment	87.28	-	97.28	-
Total Segment Assets	7,236.47	7,919.90	7,236.47	6,835.09
Segment Liabilities				
- Investment Banking	784.31	807.18	784.31	691.31
- Financial Services & Investment	1,631.51	2,762.08	1,631.51	2,090.81
- Packaged Drinking Water Bottle Manufacturing	460.17	486.04	460.17	505.82
- Pest Control Services	306.84	393.38	306.84	308.05
- Unallocable segment	36.06	-	36.06	-
Total Segment Liabilities	3,176.83	4,468.68	3,176.83	3,593.99



Notes:					
1	The above audited financial results and statement of Assets & Liabilities were reviewed by the Audit Committee and then approved by the Board of Directors at their respective meetings held today i.e. April 14, 2023.				
2	The Company adopted Indian Accounting Standard ("Ind AS") and accordingly these financial results have been prepared in accordance with the recognition and measurement principles laid down in the Indian Accounting Standard 34 (Ind AS 34) "Interim Financial Reporting" prescribed under Section 133 of the Companies Act, 2013 read with the relevant rules issued thereunder. The Company has for the first time adopted Ind AS with a transition date of April 1, 2021 and with a financial year beginning from April 1, 2022. The Independent Auditor's Report is annexed hereto along with the audited standalone and consolidated financial results. These results have been prepared in accordance with Regulation 33 of SEBI (Listing Obligations and Disclosure Requirements) Regulations, 2015 read with SEBI Circular dated 5th July, 2016.				
3	In the Audited Standalone Financial Results, the Company has one segment only and therefore Segment Reporting is not applicable to the audited Standalone Financials of the Company. The Company caters mainly the needs of the Indian Market hence separate geographical segmental information has not been given. The Company have four reportable segments as per Consolidated Financial Statements in line with the Indian Accounting Standard 108 (Ind AS 108) "Operating Segments" issued by the Institute of Chartered Accountants of India. The Chief Operating Decision Maker (CODM) has identified four primary business segments viz. Investment Banking, Financial Services & Investment, Packaged Drinking Water Bottles Manufacturing and Pest Control Services.				
4	The Company was listed on SME Board of Bombay Stock Exchange ("BSE") and migrated to the Main Board of BSE on April 7, 2022. Before Migration the Company was required to give half yearly results and therefore figures for the comparative quarter ended March 31, 2022 have not been given.				
5	The figures have been regrouped, restated and/ or rearranged wherever considered necessary.				
6	Disclosure pertaining to Regulation 32 of SEBI (LODR) Regulations, 2015 is not provided as Funds raised by way of public issue of Rs. 369.84 Lakhs has been fully utilized by March 31, 2020 for the purpose for which they were raised & there is no deviation from stated purpose.				
7	Following is the reconciliation between Financial Results, as previously Reported under Previous GAAP and Ind AS:				
		Amount (Rs. in lakhs)			
i	Reconciliation of Profit:	Standalone - FY 2021-22	Standalone - FY 2022-23	Consolidated - FY 2021-22	Consolidated - FY 2022-23
	Net Profit as per previous Ind GAAP	168.83	139.78	453.74	974.36
	IND AS Impact Adjustments:				
	Effect of measuring investments at Fair value	-	-	23.91	27.97
	Tax Impact	-	-	-	-
	Actuarial (gain) / loss on employee defined benefit plan, etc	-	-	-2.16	-
	Others	-	-	-0.62	-
	Net Profit before OCI for the period under Ind AS	168.83	139.78	453.12	974.36
	Other Comprehensive Income under Ind AS	-	-	21.75	27.97
	Total Comprehensive Income under Ind AS	168.83	139.78	474.87	1,002.33
		Amount (Rs. in lakhs)			
ii	Reconciliation of Other Equity	Standalone - FY 2021-22	Standalone - FY 2022-23	Consolidated - FY 2021-22	Consolidated - FY 2022-23
	Other Equity as reported under previous GAAP	484.76	280.67	985.17	1,438.16
	Effect of measuring Investments at Fair Value through OCI	-	-	25.86	27.97
	Others	-	-	-0.62	-
	Equity as reported under Ind AS	484.76	280.67	1,010.40	1,466.13
<p>Place: Nashik Date: April 14, 2023</p> <div style="display: flex; justify-content: space-around; align-items: center;"> <div style="text-align: center;">   </div> <div style="text-align: center;">  </div> </div>					