

INTEGRATED HITECH LIMITED

CIN: L72300TN1993PLC024583

Date: 11-11-2024

To,

The Bombay Stock Exchange Ltd,

PhirozeJeejeebhoy Towers,

Dalal Street,

Mumbai - 400001.

Fax - 022-2722037, 039,041

Scrip Code: 532303

Subject: Unaudited (Standalone & Consolidated) Financial Results of the Company along with the Limited Review Report for Quarter and half year ended September 30, 2024

Dear Sir/Madam,

In terms of the Regulations 33 of SEBI (Listing Obligations & Disclosure Requirements) Regulations, 2015 ("Listing Regulations"), we wish to inform that the Board of Directors of the **Integrated Hitech Limited** ("Company") at its Meeting held on **Monday, 11th November 2024 at 5.00 p.m.**, inter-alia, considered & approved the Unaudited (Standalone & Consolidated) Financial Results of the Company for the **Quarter and half year ended September 30, 2024**.

The said Unaudited (Standalone & Consolidated) Financial Results along with the Limited Review Report of the Statutory Auditors of the Company for the said period are enclosed herewith in terms of Regulation 33 (3) (c) of SEBI (Listing Obligations & Disclosure Requirements) Regulations, 2015.

The Board Meeting commenced at 05.00 P.M. and concluded at 8:00 P.M.

We request you to take the above information on record.

Thanking You,

Yours faithfully,

For Integrated Hitech Limited,

A. Gerald

A. Gerald Ebenezer
Managing Director
DIN: 02026613



Registered Office Address: 150/115, Cisons Complex, 3RD Floor, Monith Road Egmore, Chennai, Chennai-8, Tamil Nadu, India, 600008

Corporate Office Address : B-103 Ansa Industrial Estate, Sakinaka Andheri East, Mumbai, Maharashtra, India, 400072

Mobile No: 9223400434, Contact No: 044-42145221

Email id : easitax.ihl@gmail.com ; Website : www.easitax.com ; GST NO :33AAACI6420R1ZE



INTEGRATED HITECH LTD.

No.150/115,116, Cisons Complex, III Floor, Montieth Road, Egmore, Chennai-600 008.

Phone: 044-42145221, E-mail: etds@easitax.com, easitax.ihl@gmail.com

Website: www.easitax.com, CIN: L72300TN1993PLC024583, GST.NO. 33AAAC16420R1ZE.

Scrip Code -532303

Statement of Unaudited Standalone Financial Results for the Quarter ended 30th September ,2024

Particulars	Quarter Ended			6 months Ended		Year
	Current Quarter Ended on 30-09-2024	Preceeding Quarter Ended on 30-06-2024	Corresponding Quarter ended on 30-09-2023	Year to date figures for current period ended 30-09-2024	Year to date figures for previous period ended 30-09-2023	Previous year ended 31-03-2024
	Un-Audited	Un-Audited	Un-Audited	Un-Audited	Un-Audited	Audited
1. Revenue						
(a) Revenue from Operations	0.49	0.76	0.56	1.25	1.15	1.66
(b) Other Operating income	0.00	0.00	0.00	0.00	0.00	0.00
(c) Other Income	0.00	0.72	1.04	0.72	2.12	5.00
Total Revenue	0.49	1.48	1.60	1.97	3.27	6.66
2. Expenses						
(a) Cost of material consumed	0.00	0.00	0.00	0.00	0.00	0.00
(b) Purchase of stock-in-trade	0.00	0.00	0.00	0.00	0.00	0.00
(c) Changes in inventories of finished goods and work in	0.00	0.00	0.00	0.00	0.00	0.00
(d) Excise Duty / GST	0.00	0.00	0.00	0.00	0.00	0.00
(e) Employee benefit expense	1.66	0.97	2.73	2.63	4.23	13.07
(f) Finance costs	0.00	0.00	0.00	0.00	0.00	0.00
(g) Depreciation and amortisation	0.00	0.00	0.00	0.00	0.00	2.92
(h) Other expenses	3.53	6.32	745.59	9.86	746.82	759.27
Total expenses	5.19	7.29	748.33	12.49	751.05	775.26
3. Profit / (Loss) before Exceptional	-4.71	-5.81	-746.73	-10.52	-747.79	-768.60
4. Exceptional Items (Refer note 6)	0.00	0.00	0.00	0.00	0.00	0.00
5. Profit / (Loss) before tax {3+4}	-4.71	-5.81	-746.73	-10.52	-747.79	-768.60
6. Tax expense						
Current Tax (Net of Mat Crcdit)	0.00	0.00	0.00	0.00	0.00	0.00
Deferred Tax	0.00	0.00	0.00	0.00	0.00	0.00
Total Tax Expense s	0.00	0.00	0.00	0.00	0.00	0.00
7. Profit / (Loss) for the period (5+6)	-4.71	-5.81	-746.73	-10.52	-747.79	-768.60
8. Other Comprehensive Income (Net of	0.00	0.00	0.00	0.00	0.00	0.00
9. Total Comprehensive Income for the	-4.71	-5.81	-746.73	-10.52	-747.79	-768.60
10. Details of equity share capital						
Paid-up equity share capital (Face value of Rs.10/- per share)	1000.46	1000.46	1000.46	1000.46	1000.46	1000.46
11. Reserve excluding Revelaution	-740.18	-740.18	-719.47	-740.18	-719.47	-740.18
12. Earnings per share (EPS) (of Rs.10/-						
(a) Basic	-0.05	-0.06	-7.46	-0.11	-7.47	-7.68
(b) Diluted	-0.05	-0.06	-7.46	-0.11	-7.47	-7.68





INTEGRATED HITECH LTD.

No.150/115,116, Cisons Complex, III Floor, Montieth Road, Egmore, Chennai-600 008.

Phone: 044-42145221, E-mail: etds@easitax.com, easitax.ihl@gmail.com

Website: www.easitax.com, CIN: L72300TN1993PLC024583, GST.NO. 33AAACI6420R1ZE.

Scrip Code -532303

Statement of Unaudited Consolidated Financial Results for the Quarter ended 30th September ,2024

Particulars	Quarter Ended			6 months Ended		Year
	Current Quarter Ended on 30-09-2024	Preceeding Quarter Ended on 30-06-2024	Corresponding Quarter ended on 30-09-2023	Year to date figures for current period ended 30-09-2024	Year to date figures for previous period ended 30-09-2023	Previous year ended 31-03-2024
	Un-Audited	Un-Audited	Un-Audited	Un-Audited	Un-Audited	Audited
1. Revenue						
(a) Revenue from Operations	0.49	0.76	0.56	1.25	1.15	1.66
(b) Other Operating income	0.00	0.00	0.00	0.00	0.00	0.00
(c) Other Income	0.00	0.72	1.04	0.72	2.12	5.00
Total Revenue	0.49	1.48	1.60	1.97	3.27	6.66
2. Expenses						
(a) Cost of material consumed	0.00	0.00	0.00	0.00	0.00	0.00
(b) Purchase of stock-in-trade	0.00	0.00	0.00	0.00	0.00	0.00
(c) Changes in inventories of finished goods and work in	0.00	0.00	0.00	0.00	0.00	0.00
(d) Excise Duty / GST	0.00	0.00	0.00	0.00	0.00	0.00
(e) Employee benefit expense	1.66	0.97	2.73	2.63	4.23	13.07
(f) Finance costs	0.00	0.00	0.00	0.00	0.00	0.00
(g) Depreciation and amortisation	0.00	0.00	0.00	0.00	0.00	2.92
(h) Other expenses	3.53	6.32	745.59	9.86	746.82	759.27
Total expenses	5.19	7.29	748.33	12.49	751.05	775.26
3. Profit / (Loss) before Exceptional	-4.71	-5.81	-746.73	-10.52	-747.79	-768.60
4. Exceptional Items (Refer note 6)	0.00	0.00	0.00	0.00	0.00	0.00
5. Profit / (Loss) before tax {3 +4}	-4.71	-5.81	-746.73	-10.52	-747.79	-768.60
6. Tax expense						
Current Tax (Net of Mat Crditi)	0.00	0.00	0.00	0.00	0.00	0.00
Deferred Tax	0.00	0.00	0.00	0.00	0.00	0.00
Total Tax Expense s	0.00	0.00	0.00	0.00	0.00	0.00
7. Profit / (Loss) for the pe riod (5 +6)	-4.71	-5.81	-746.73	-10.52	-747.79	-768.60
8. Other Comprehensive Income (Net of	0.00		0.00	0.00	0.00	0.00
9. Total Comprehensive Income for the	-4.71	-5.81	-746.73	-10.52	-747.79	-768.60
10. Details of equity share capital						
Paid-up equity share capital (Face value of Rs.10/- per share)	1000.46	1000.46	1000.46	1000.46	1000.46	1000.46
11. Reserve excluding Revelaution	-740.18	-740.18	-719.47	-740.18	-719.47	-740.18
12. Earnings per share (EPS) (of Rs.10/-						
(a) Basic	-0.05	-0.06	-7.46	-0.11	-7.47	-7.68
(b) Diluted	-0.05	-0.06	-7.46	-0.11	-7.47	-7.68



Statement of Unaudited Standalone and Consolidated Financial Results for the Quarter Ended 30th Sep, 2024

Notes:-

1.Statement of Assets and Liabilities

Particulars	Standalone			Consolidated		
	As at 30-09-2024	As at 31-03-2024	As at 31-03-2023	As at 30-09-2024	As at 31-03-2024	As at 31-03-2023
	UnAudited	Audited	Audited	UnAudited	Audited	Audited
Assets						
Non Current Assets						
a) Property, Plant & Equipment	160.97	160.93	163.84	163.84	160.93	163.84
b) Capital work - In progress	0.00	0.00	0.00	0.00	0.00	0.00
c) Good will	0.00	0.00	0.00	0.00	0.00	0.00
rl) Other Intangible Assets	0.00	0.00	507.46	0.00	0.00	507.46
e) Financial Assets	0.00	0.00	0.00	0.00	0.00	0.00
i) Investments	63.15	63.15	63.15	63.15	63.15	63.15
ii) Loan s	0.00	0.00	0.00	0.00	0.00	0.00
i ii) Others Financial Assets	0.00	0.00	0.00	0.00	0.00	0.00
1) Deferred Tax Assets	0.00	0.00	0.00	0.00	0.00	0.00
g)Tax Assets (Net of Provision)	0.00	0.00	0.00	0.00	0.00	0.00
h) Other Non- Current Assets	0.00	0.00	0.00	0.00	0.00	0.00
Total Non Current Assets	224.12	224.08	734.45	226.99	224.08	734.45
Current Assets						
a) Inventories	0.00	0.00	0.00	0.00	0.00	0.00
ti) Financial Assets	0.00	0.00	0.00	0.00	0.00	0.00
i) Investment	0.00	0.00	0.00	0.00	0.00	0.00
ii)Trade Receivables	53.65	53.50	252.36	42.00	53.50	252.36
iii) Cash and Cash equivalents	0.02	0.02	0.02	0.02	0.02	0.02
i)Bank Balance	14.71	21.03	22.23	23.36	21.03	22.23
v) Loan	53.43	54.10	53.62	53.62	54.10	53.62
vijOthers	0.90	0.00	0.00	0.00	0.00	0.00
c) Other Current Assets	0.00	0.00	0.00	0.00	0.00	0.00
Total CurrentAssets	122.71	128.65	328.23	119.00	128.65	328.23
TOTAL ASSETS	346.83	352.74	1062.69	346.83	352.74	1062.69



Equity and Liabilities						
a) Equity Share Capital	1000.46	1000.46	1000.46	1000.46	1000.46	1000.46
b) Other Equity	-750.80	-740.28	28.32	-750.80	-740.28	28.32
Total Equity	249.66	260.18	1028.78	249.66	260.18	1028.78
Liabilities						
1 } Non Currents Liabilities						
a) Financial Liabilities	0.00	0.00	0.00	0.00	0.00	0.00
i) Borrowings	0.00	0.00	0.00	0.00	0.00	0.00
ii) Trade Payables	0.00	0.00	0.00	0.00	0.00	0.00
iii) Other Financial Liabilities	0.00	0.00	0.00	0.00	0.00	0.00
b) Provisions	0.00	0.00	0.00	0.00	0.00	0.00
c) Deferred Tax Liabilities	0.00	0.00	0.00	0.00	0.00	0.00
d) Other non-current Liabilities	0.00	0.00	0.00	0.00	0.00	0.00
e) Non Current Tax Liabilities	0.00	0.00	0.00	0.00	0.00	0.00
Total Non Currents Liabilities	0.00	0.00	0.00	0.00	0.00	0.00
2) Current Liabilities						
a) Financial Liabilities	0.00	0.00	0.00	0.00	0.00	0.00
i) Borrowings	88.10	87.31	26.13	88.10	87.31	26.13
ii) Trade Payables	8.97	5.15	7.78	8.97	5.15	7.78
iii) Loan from Directors	0.00	0.00	0.00	0.00	0.00	0.00
b) Other current liabilities	0.00	0.00	0.00	0.00	0.00	0.00
c) Provisions	0.10	0.10	0.00	0.10	0.10	0.00
d) Current Tax Liabilities	0.00	0.00	0.00	0.00	0.00	0.00
Total Current Liabilities	97.17	92.56	33.91	97.17	92.56	33.91
TOTAL EQUITY AND LIABILITIES	346.83	352.74	1062.69	346.83	352.74	1062.69




2. Statement of Standalone & Consolidated Cash Flow Statement

Rs.in lakhs

PARTICULARS	Standalone			Consolidated		
	UnAudited	UnAudited	Audited	UnAudited	UnAudited	Audited
	6 months Ended		Year Ended	6 months Ended		Year Ended
	As at 30.09.2024	As at 30.09.2023	As at 31.03.2024	As at 30.09.2024	As at 30.09.2023	As at 31.03.2024
Cash flow from operating activities						
Profit Before Tax:	-10.52	-747.79	-768.60	-10.52	-747.79	-768.60
Adjustment for:						
Depreciation and amortization	0.00	0.00	2.92	0.00	0.00	2.92
Interest Income	0.00	0.00	-5.00	0.00	0.00	-5.00
Provision for doubtful debts/ bad debts written off, net	0.00	507.46	507.46	0.00	507.46	507.46
Income on investment carried at fair value through profit and loss	0.00	0.00	0.00	0.00	0.00	0.00
Profit on sale of investments carried at fair value through other comprehensive income	0.00	0.00	0.00	0.00	0.00	0.00
Interest expenses	0.00	0.00	0.00	0.00	0.00	0.00
Loss(profit) on sale of property, plant and equipment (net)	0.00	0.00	0.00	0.00	0.00	0.00
Other non cash Charges (net)	0.00	0.00	0.00	0.00	0.00	0.00
Operating profit before working capital changes	-10.52	-240.33	-263.22	-10.52	-240.33	-263.22
Movement in working capital						
(Increase) decrease in trade receivables	-0.16	210.36	198.86	-0.14	210.36	198.86
(Increase) decrease in inventories	0.00	0.00	0.00	0.00	0.00	0.00
(Increase) decrease in other financial assets and other assets	0.00	3.48	-0.48	0.00	3.48	-0.48
Increase (decrease) in trade payables	3.82	27.62	-2.63	3.82	27.62	-2.63
Increase (decrease) in provisions, other financial liabilities and other liabilities	0.62	0.00	61.18	0.62	0.00	61.18
Cash generated from operations	0.00	0.00	0.00	0.00	0.00	
Direct Tax paid (net of refunds)	0.00	0.00	0.00	0.00	0.00	0.00
Net Cash flow from operating activities (A)	-6.26	1.12	-6.30	-6.24	1.13	-6.30
B. Cash flow from investing activities						
Investments in bank deposits	0.00	0.00	0.00	0.00	0.00	0.00
proceeds from bank deposits on maturity	0.00	0.00	0.00	0.00	0.00	0.00
purchase of investments in securities	0.00	0.00	0.00	0.00	0.00	0.00



Proceeds from sale / maturity of investments in securities	0.00	0.00	0.00	0.00	0.00	0.00
Payments for business acquisitions, net of cash acquired	0.00	0.00	0.00	0.00	0.00	0.00
Purchase of property, plant and equipment and in tangibles	0.04	0.00	0.00	0.04	0.00	0.00
Proceeds from sale of property, plant and equipment	0.00	0.00	0.00	0.00	0.00	0.00
Interest received	0.00	0.00	0.00	0.00	0.00	0.00
Taxes paid	0.00	0.00	0.00	0.00	0.00	0.00
Net cash flow used in investing activities (B)	0.04	0	0	0.04	0	0
C. Cash flow from financing activities						
Proceeds from long term borrowings	0.00	0.00	0.00	0.00	0.00	0.00
Repayment of long term borrowings	0.00	0.00	0.00	0.00	0.00	0.00
Proceeds from short term borrowings	0.00	0.00	0.00	0.00	0.00	0.00
Repayment from short term borrowings	0.00	0.00	0.00	0.00	0.00	0.00
Payments for deferred consideration on business acquisitions	0.00	0.00	0.00	0.00	0.00	0.00
Dividend paid	0	0	0.00	0	0	0.00
Corporate dividend Tax	0.00	0.00	0.00	0.00	0.00	0.00
Capital contribution from non-controlling interests	0.00	0.00	0	0.00	0.00	0
Rent paid	0.00	0.00	5.00	0.00	0.00	5.00
Interest paid	0.00	0.00	0	0.00	0.00	0
Increase(decrease) in principle on lease obligations, net	0.00	0.00	0	0.00	0.00	0
Net cash flow (used in) financing activities (C)	0	0	5.00	0	0	5.00
Net increase (decrease) in cash and cash equivalents (A+B+C)	-6.22	1.13	-1.30	-6.20	1.13	-1.30
Effect of exchange differences on cash and cash equivalent						
cash and cash equivalents at the beginning of the period/ year	20.95	22.25	22.25	20.95	22.25	22.25
cash and cash equivalents at the End of the period/year	14.73	23.38	20.95	14.75	23.38	20.95



3.The above Audited Standalone and Consolidated financial results were reviewed by the Audit Committee and Directors at their respective meeting held on November 11, 2024 and have been subjected to Audit report by the Statutory auditors.

4.The company has adopted Indian Accounting Standards (Ind AS) from April 1, 2017 and the above Unaudited Standalone and Consolidated financial results have been prepared in accordance with the recognition and measurement principles laid down in the said standards. The date of transition to Ind AS is April 1, 2016.

5.The Company derives income from a single segment Software Development and services.

6.The Company's Registrars & Share Transfer Agents are M/s. Cameo Corporate Sevices Ltd.,

7.The format for unaudited Standalone and Consolidated financial Results prepared as prescribed in SEBI's Circular CIR/CFD/FAC/62/2016 dated 05 July 2016, Act, 2013. IND AS and Schedule III to the Companies Act, 2013.

8. The subsidiaries are not having business activities during the quarter ended September 2024.

9.The Unaudited Standalone and Consolidated Financial results for the quarter ended September,2024, is available on the company's website www.easitax.com

10.Reconciliation of net profit reported under Indian GAAP for the Quarter ended 30th SEP,2024 with Ind AS is furnished below:

Particulars	Quarter ended 30.09.2024
Net Profit as per Indian GAAP	-4.71
Add:	
Actuarial Loss on Employee defined benefit plans reclassified in Other Comprenensive Income	0.00
Reversal of Goodwill amortised under Indian GAAP	0.00
Fair valuation of financial assets and liabilities	0.00
Amortisation of deferred Income relating to Government Grant (EPCG License) - Net of related depreciation on Amounts capitalised	0.00
Deferred tax impact on fair value of financial assets and liabilities, amortisation of deferred income and on reversal of Goodwill amortisation	0.00
sub -total	-4.71
Less:	
Fair valuation of Financial assets and laibilities	0.00
Net Profit under Ind AS (A)	0
Other Comorehen size income (net of tax)	
Actu arial loss on emp1oyee defined benefit plans	0
effective portion of gains and loss on designated portionof hedging instruments in a cash flow hedge reclassified in Otier Comprehensive In come	0.00
Other Comprehensive income (net of tax) (B)	0
Total Comprehensive Income for the period under Ind AS {A*B}	-4.71



11. The Company has opted to publish standalone and consolidated Financial results
 Extract of Unaudited Standalone Financial Results for the Quarter ended 30th September 2024

Particulars	Standalone					
	Quarter Ended			6 months Ended		Year Ended
	Current Quarter Ended on 30-09-2024	Preceding Quarter Ended on 30-06-2024	Corresponding Quarter ended on 30.9.23	Year to date figures for current period ended 30-09-2024	Year to date figures for previous period ended 30-09-2023	Previous year ended 31-03-2024
	Un Audited	Un-Audited	Un-Audited	Un-Audited	Un-Audited	Audited
Total Income from Operations	0.49	0.76	0.56	1.25	1.15	1.66
Net Profit / (Loss) for the period (before Tax, Exceptional	-4.71	-5.81	-746.73	-10.52	-747.79	-768.60
Net profit / (Loss) for the period before tax (after Exceptional items)	-4.71	-5.81	-746.73	-10.52	-747.79	-768.60
Net profit / (Loss) for the period after tax (after Exceptional items)	-4.71	-5.81	-746.73	-10.52	-747.79	-1951
Total Comprehensive Income for the period [comprising Profit / (loss) for the period (after tax) and Other Comprehensive Income (after tax)]	-4.71	-5.81	-746.73	-10.52	-747.79	-19.51
Equity Share Capital	1000.46	1000.46	1000.46	1000.46	1000.46	1000.46
Reserves (excluding Revaluation Reserves) as shown in the Audited balance sheet of the Previous year	-740.18	-740.18	-719.47	-719.47	-719.47	-740.18
Earnings Per Share (of Rs. 10/- each) -						
1. Basic:	-0.05	-0.06	-7.46	-0.11	-7.47	-7.68
2. Diluted:	-0.05	-0.06	-7.46	-0.11	-7.47	-7.68

Extract of Unaudited consolidated Financial Results for the Quarter ended 30 Sep 2024

Particulars	consolidated					
	Quarter Ended			6 months Ended		Year Ended
	Current Quarter Ended on 30-09-2024	Preceding Quarter Ended on 30-06-2024	Corresponding Quarter ended on 30-09-2023	Year to date figures for current period ended 30-09-2024	Year to date figures for previous period ended 30-09-2023	Previous year ended 31-03-2024
	Un Audited	Un-Audited	Un-Audited	Un-Audited	Un-Audited	Audited
Total Income from Operations	0.49	0.76	0.56	1.24636	1.15	1.66
Net Profit / (Loss) for the period (before Tax, Exceptional items)	-4.71	-5.81	-746.73	-10.52	-747.79	-768.60
Net Profit / (Loss) for the period before tax (after Exceptional items)	-4.71	-5.81	-746.73	-10.52	-747.79	-768.60
Net Profit / (Loss) for the period after tax (after Exceptional items)	-4.71	-5.81	-746.73	-10.52	-748	-1951.00
Total Comprehensive Income for the period [comprising Profit / (loss) for the period (after tax) and Other Comprehensive Income (after tax)]	-4.71	-5.81	-747	-10.52	-747.79	-19.51
Equity Share Capital	1000.46	1000.46	1000.46	1000.46	1000.46	1000.46
Reserves (excluding Revaluation Reserves) as shown in the Audited balance sheet of the Previous Year	-740.18	-740.18	-719.47	-719.47	-719.47	-740.18
Earnings Per Share (of Rs. 10/- each) -						
1. Basic:	-0.05	-0.06	-7.46	-0.11	-7.47	-7.68
2. Diluted:	-0.05	-0.06	-7.46	-0.11	-7.47	-7.68



Notes:

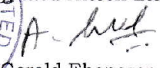
1.The above Unaudited Standalone and consolidated financial results were reviewed by the Audit Committee and approved by the Board of Directors at their meetings held on 11th Nov 2024.


2.The company has adopted Indian Accounting Standards (Ind AS) from April 1, 2018 and the above Unaudited standalone and consolidated financial results have been prepared in accordance with the recognition and measurement principles laid down in the said standards.

3.No.of Complaints:

Pending on 01/07/2024	During the Quarter			Pending on 30/09/2024
	Received	Disposed off		
Nil	Nil	Nil		Nil

Place: Chennai
Date : 11/11/2024

By order of the Board,
For Integrated Hitech Ltd.,

A. Gerald Ebenezer
Managing Director



LIMITED REVIEW REPORT ON UN-AUDITED STANDALONE FINANCIAL
RESULTS OF THE COMPANY

Review report to the board of Directors of M/s. INTEGRATED HITECH LIMITED

We have reviewed the accompanying statement of unaudited Standalone financial results M/s. INTEGRATED HITECH LIMITED for the period ended 30.09.2024. This statement is the responsibility of the Company's Management and has been approved by the Board of Directors in accordance with the recognition and measurement principles laid down in the Indian Accounting Standard 34 "Interim Financial Reporting" ("Ind AS 34"), prescribed under Section 133 of the Companies Act, 2013 as amended, read with relevant rules issued there under and Our responsibility is to issue a report on these financial statements based on our review.

We conducted our review of the Statement in accordance with the Standard on Review Engagements (SRE) 2410-"Review of Interim Financial Information Performed by the Independent Auditor of the Entity", issued by the Institute of Chartered Accountants of India. This standard requires that we plan and perform the review to obtain moderate assurance as to whether the financial statements are free of material misstatement. A review is limited primarily to inquiries of company personnel and analytical procedures applied to financial data and thus provides less assurance than an audit. We have not performed an audit and accordingly, we do not express an audit opinion.

Based on our review conducted as above, nothing has come to our attention that causes us to believe that the accompanying Statement of unaudited financial results prepared in accordance with applicable accounting standards and other recognized accounting practices and policies has not disclosed the information required to be disclosed in terms of Regulation 52 of the SEBI (Listing Obligations and Disclosure Requirements) Regulations, 2015 including the manner in which it is to be disclosed, or that it contains any material misstatement.



Our conclusion is not modified in respect of this matter.

For A John Moris & Co
Chartered Accountants
FRN No: 007220S



S. Muralikannan

(CA S Muralikannan)

Partner

M. No:211698

UDIN: 24211698BKBICK7600

Date: 11.11.2024

Place: Chennai

TO THE BOARD OF DIRECTORS OF M/s. INTEGRATED HITECH LIMITED

1. We have reviewed the accompanying Statement of Consolidated Unaudited Financial Results of INTEGRATED HITECH LIMITED ("the parent") and its subsidiaries Integrated Hitech Singapore Pte Ltd and Integrated Hitech (America) Corporation (the Parent and its subsidiaries together referred to as "the Group"), and its share of the net profit/(loss) after tax and total comprehensive income / loss of its associates and joint ventures for the quarter ended September 30,2024 and for the period from July 01,2024 to September,2024 ("the Statement"), being submitted by the Parent pursuant to the requirement of Regulation 33 of the SEBI (Listing Obligations and Disclosure Requirements) Regulations, 2015, as amended. Attention is drawn to the fact that the consolidated figures for the corresponding quarter ended September 30,2023 and the corresponding period from July 01,2023 to September 30,2023, as reported in these financial results have been approved by the Parent's Board of Directors, but have not been subjected to review.
2. This Statement, which is the responsibility of the Parent's Management and approved by the Parent's Board of Directors, has been prepared in accordance with the recognition and measurement principles laid down in Indian Accounting Standard 34 "Interim Financial Reporting" ("Ind AS 34"), prescribed under Section 133 of the Companies Act, 2013, and other accounting principles generally accepted in India. Our responsibility is to express a conclusion on the Statement based on our review.
3. We conducted our review of the Statement in accordance with the Standard on Review Engagements (SRE) 2410 "Review of Interim Financial Information Performed by the Independent Auditor of the Entity", issued by the Institute of Chartered Accountants of India. A review of interim financial information consists of making inquiries, primarily of persons responsible for financial and accounting matters, and applying analytical and other review procedures. A review is substantially less in scope than an audit conducted in accordance with Standards on Auditing and consequently does not enable us to obtain assurance that we would become aware of all significant matters that might be identified in an audit. Accordingly, we do not express an audit opinion.





A. JOHN MORIS & CO.,

CHARTERED ACCOUNTANTS

We also performed procedures in accordance with the circular issued by the SEBI under Regulation 33 (8) of the SEBI (Listing Obligations and Disclosure Requirements) Regulations, 2015, as amended, to the extent applicable.

4. The Statement includes the results of the following entities:
 - i) Integrated Hitech Singapore Pte Ltd
 - ii) Integrated Hitech (America) Corporation (indicate list of entities included in the consolidation similar to the requirement for audited consolidated results)
5. Based on our review conducted and procedures performed as stated in paragraph 3 above and based on the consideration of the review reports of the branch auditors and other auditors referred to table below, nothing has come to our attention that causes us to believe that the accompanying Statement, prepared in accordance with the recognition and measurement principles laid down in the aforesaid Indian Accounting Standard and other accounting principles generally accepted in India, has not disclosed the information required to be disclosed in terms of Regulation 33 of the SEBI (Listing Obligations and Disclosure Requirements) Regulations, 2015, as amended, including the manner in which it is to be disclosed, or that it contains any material misstatement.

For A John Moris & Co.,
Chartered Accountants
FRN No: 007220S



S. Muralikannan
(CA S Muralikannan)
Partner

M.No:211698

UDIN: 24211698BKBICL3985

Place: Chennai
Date: 11.11.2024